



CITY UNION BANK LIMITED

CIN : L65110TN1904PLC001287

Regd. Office: 149, T.S.R. (Big) Street, Kumbakonam - 612001, Thanjavur District, Tamil Nadu

Telephone No: 0435-2402322 Fax: 0435-2431746

E-mail: shares@cityunionbank.com ; Website: www.cityunionbank.com

C.O/Shares/LR-2/2022-23

04th November, 2022

National Stock Exchange of India Ltd.,
Exchange Plaza, 5th Floor, Plot No. C/1,
G Block, Bandra-Kurla Complex,
Bandra (E),
Mumbai 400 051

BSE Ltd.,
DCS – CRD,
Phiroze Jeejeebhoy Towers,
25th Floor, Dalal Street,
Mumbai 400 001

Scrip Code: CUB

Scrip Code: 532210

Dear Sir / Madam,

Sub: Outcome of Board Meeting – 04.11.2022
Ref: Regulation 30 of SEBI Listing Regulations

In continuation to our communication dated 27th October, 2022, we hereby inform that the Board of Directors of the Bank at its meeting held today, the 04th November, 2022, has considered and approved the Un-Audited Financial Results of the Bank for the quarter / half-year ended 30th September, 2022. A copy of the Un-Audited Financial Results of the Bank together with the Limited Review Report of the Auditors is enclosed herewith in compliance with Regulation 33 of the SEBI (Listing Obligations and Disclosure Requirements) Regulations, 2015 and the same is also uploaded in the Bank's website www.cityunionbank.com.

Further, an extract of the quarterly / half yearly financial results shall be published in a manner as prescribed under Reg. 47(3) SEBI Listing Regulations, 2015.

Time of commencement of Board meeting : 14:15
Time of conclusion of Board meeting : 16:00

We request you to take the above on record and disseminate.

Thanking you

Yours faithfully,
for **CITY UNION BANK LIMITED**

V. Ramesh
(Sr. General Manager – CFO & CS)

Encl.: a.a

City Union Bank Ltd.,

CIN NO.L65110TN1904PLC001287

Regd.Office: 149 T.S.R. (Big) Street, Kumbakonam - 612001

UNAUDITED FINANCIAL RESULTS FOR THE QUARTER / HALF YEAR ENDED 30th SEPTEMBER, 2022

Particulars		(Rs in Lakhs)					
		Quarter ended			Half Year ended		Year ended
		30-09-2022	30-06-2022	30-09-2021	30.09.2022	30.09.2021	31.03.2022
		(Reviewed)	(Reviewed)	(Reviewed)	(Reviewed)		(Audited)
1	Interest earned (a+b+c+d)	118118.69	109943.92	102218.71	228062.61	201961.73	410477.85
	a) Interest/Discount on Advances/Bills	95527.01	90180.58	86321.24	185707.59	171918.72	345398.85
	b) Income on Investments	21334.43	18951.41	15415.50	40285.84	29045.00	63050.72
	c) Interest on balances with RBI and other Inter Bank funds	1174.06	719.45	372.76	1893.51	768.96	1596.78
	d) Others	83.19	92.48	109.21	175.67	229.05	431.50
2	Other Income	17346.61	21753.75	20275.37	39100.36	39612.79	75908.44
3	Total Income (1 + 2)	135465.30	131697.67	122494.08	267162.97	241574.52	486386.29
4	Interest Expended	61328.65	57452.74	54393.22	118781.39	109376.44	218829.05
5	Operating Expenses (i) + (ii)	28491.29	29530.54	27591.08	58021.83	53613.90	108026.14
	(i) Employees Cost	14119.04	13271.93	12695.94	27390.97	25621.91	50359.51
	(ii) Other Operating expenses	14372.25	16258.61	14895.14	30630.86	27991.99	57666.63
6	Total Expenditure (4) + (5) excluding provisions and contingencies	89819.94	86983.28	81984.30	176803.22	162990.34	326855.19
7	Operating Profit before provisions and contingencies (3) - (6)	45645.36	44714.39	40509.78	90359.75	78584.18	159531.10
8	Provisions (other than tax) and contingencies	10500.00	15200.00	14800.00	25700.00	31575.00	61014.59
9	Exceptional Items	0.00	0.00	0.00	0.00	0.00	0.00
10	Profit / (Loss) from Ordinary Activities before tax (7)-(8)-(9)	35145.36	29514.39	25709.78	64659.75	47009.18	98516.51
11	Tax Expenses	7500.00	7000.00	7500.00	14500.00	11500.00	22500.00
12	Net Profit / (Loss) from Ordinary Activities after tax (10) - (11)	27645.36	22514.39	18209.78	50159.75	35509.18	76016.51
13	Extra ordinary items (Net of Tax Expense)	0.00	0.00	0.00	0.00	0.00	0.00
14	Net Profit / (Loss) for the period (12) - (13)	27645.36	22514.39	18209.78	50159.75	35509.18	76016.51
15	Paid up equity share Capital (Face value of Re.1/- each)	7395.85	7395.85	7388.22	7395.85	7388.22	7395.85
16	Reserves excluding revaluation reserves (as per balance sheet of previous accounting year)						651174.69
17	Analytical ratios						
	i) % of shares held by Government of India	Nil	Nil	Nil	Nil	Nil	Nil
	ii) Capital Adequacy Ratio (%) - Basel III	20.08%	20.48%	19.24%	20.08%	19.24%	20.85%
	iii) Earning Per Share (EPS)						
	Basic EPS - before/after extra ordinary items (Not annualised) (Rs.)	3.74	3.04	2.46	6.78	4.81	10.29
	Diluted EPS - before/after extra ordinary items (Not annualised) (Rs.)	3.70	3.01	2.43	6.71	4.75	10.18
	iv) NPA Ratios						
	(a) Gross NPA	186182.28	190350.93	211934.24	186182.28	211934.24	193317.74
	(b) Net NPA	112869.60	116124.26	129405.25	112869.60	129405.25	119110.05
	(c) % of Gross NPA	4.36	4.65	5.58	4.36	5.58	4.70
	(d) % of Net NPA	2.69	2.89	3.48	2.69	3.48	2.95
	v) Return on Assets - Annualised	1.72%	1.46%	1.32%	1.59%	1.30%	1.35%
18	Net Worth	696625.12	675920.25	612458.65	696625.12	612458.65	654975.33
19	Outstanding redeemable preference shares	Nil	Nil	Nil	Nil	Nil	Nil
20	Capital Redemption Reserve	Nil	Nil	Nil	Nil	Nil	Nil
21	Debt-equity ratio *	0.08	0.07	0.02	0.08	0.02	0.04
22	Total debt to total assets (%) **	8.38	7.49	3.65	8.38	3.65	8.63

* Debt represents borrowings with residual maturity of more than one year

** Total Debt represents Total borrowings of the Bank

Statement of Assets & Liabilities		(Rs in Lakhs)		
		30.09.2022	30.09.2021	31.03.2022
Capital and Liabilities		(Reviewed)	(Reviewed)	(Audited)
Capital		7395.85	7388.22	7395.85
Reserves & Surplus		693938.59	609558.46	651174.69
Deposits		4987762.67	4631610.28	4768966.98
Borrowings		539801.17	206082.80	531182.36
Other Liabilities & Provisions		210590.61	188815.21	194371.59
Total		6439488.89	5643454.97	6153091.47
Assets				
Cash & Balance with RBI		327064.74	278617.48	296509.68
Balances with Banks and Money at Call		218322.06	341638.73	372183.31
Investments		1467790.83	1081189.08	1222122.47
Advances		4191299.05	3713141.37	4035846.82
Fixed Assets		24394.34	22107.70	21465.46
Other Assets		210617.87	206760.61	204963.73
Total		6439488.89	5643454.97	6153091.47



**CERTIFIED TRUE COPY
For CITY UNION BANK LTD.,**

[Signature]
Company Secretary

Notes :

- 1 The above unaudited interim financial results for the quarter / Half year ended 30th September 2022 have been reviewed by the Audit Committee of the Board and approved by the Board of Directors at its meeting held on 04th November 2022. The same has been subjected to limited review by the joint Statutory Central Auditors of the Bank in line with the guidelines issued by Reserve Bank India (RBI) and as per the requirements of SEBI (Listing Obligations & Disclosure Requirements) Regulations, 2015. The Joint Statutory Central Auditors have issued an unmodified review report.
- 2 There has been no change in the accounting policies followed during the quarter ended 30th September 2022 as compared to those followed in the preceding financial year ended 31st March 2022.
- 3 Based on RBI Master Direction on "Financial statements - Presentation and Disclosures" dated August 30, 2021 and subsequently updated on May 19, 2022, provision for depreciation on investments/shifting loss on investments included as part of "Provisions and Contingencies" have now been reclassified under "Other Income". There is no impact in the net profit/loss for the previous period. However the figures of earlier quarter(s)/Financial Year(s) have been reclassified to make them comparable with the figures of the current period.
- 4 The above working results for the quarter ended 30th September 2022 have been arrived at after considering various provisions as per RBI Guidelines for Standard Assets, Non Performing Assets, Restructured accounts, Non-performing Investments, Employee benefits, taxes, Unhedged Foreign currency Exposure and other usual necessary provisions.
- 5 Other Income relates to income from non-fund based banking activities including commission, fees, gains from securities transactions including ATM sharing fees, recoveries from accounts written off, Income from PSLC and other miscellaneous income.
- 6 In accordance with the RBI circular DBR. No.BP.BC.1/21.06.201/2015-16 dated 1st July 2015, read together with RBI circular DBR.No.BP.BC.80/21.06.201/2014-15 dated 31.03.2015, on prudential guidelines on Capital adequacy and liquidity standards - Amendments and RBI Circular DBR. BP. BC. No. 106/21.04.098/2017-18 dated May 17-2018 - Basel III Framework on Liquidity standards - Net stable Funding Ratio (NSFR) - Final Guidelines, banks are required to make certain Pillar 3, Leverage Ratio, Liquidity Coverage Ratio and NSFR disclosures along with publication of financial results. Accordingly pillar III disclosures under Basel III capital regulation is being made available on the Bank's website. (www.cityunionbank.com). These disclosures have not been subjected to review by the Joint Statutory Central Auditors.
- 7 Provision Coverage Ratio calculated as per Reserve Bank of India guidelines is 66% as on 30th September 2022.
- 8 Number of Investor complaints pending at the beginning of the quarter - Nil. Received during the quarter - Nil : Disposed off during the quarter - Nil. Pending complaints as on 30th September 2022 : Nil
- 9 RBI vide its circular No. DOR.AUT.REC.12/22.01.001/2022-23 dated April 07, 2022 on establishment of Digital Banking Unit (DBU), for the purpose of disclosures under "Accounting Standard - 17 - Segment Reporting", ' Digital Banking ' has been identified as a sub-segment under Retail banking by Reserve Bank of India (RBI). However, as the proposed DBU of the Bank has not commenced operations as on 30.09.2022 and having regard to the discussions of the DBU working group formed by Indian Banks' Association (IBA) (which included representatives of banks and RBI), reporting of Digital Banking segment will be implemented by the bank based on the decision of the DBU working group.
- 10 Disclosure with reference to RBI circular DOR. NO. BP. BC/3/21.04.048/2020-21 dt 06th August 2020 on "Resolution Framework for COVID-19 - related stress" (Resolution framework 1.0) and DOR. STR. REC. 11/21.04.048/2021-22 dated 5th May 2021 (Resolution Framework 2.0 - Covid-19 related stress of individuals and small Business) are given below

(Rs. in lakh)					
Type of Borrower	(A) Exposure to accounts classified as Standard consequent to implementation of resolution plan position as at the end of the previous half year (Mar' 2022)	of (A) aggregate debt that slipped into NPA during the half year (Sep' 2022)	of (A) amount written off during the half year (Sep' 2022)	of (A) amount paid by the borrowers during the half year (Sep' 2022)#	Exposure to accounts classified as standard consequent to implementation of resolution plan - position as at the end of this half year (Sep' 2022)
Personal loans	28917.00	341.30	0.00	175.17	28447.15
Corporate Persons*	17480.00	0.00	0.00	725.44	16754.13
Of which MSMEs	3480.00	0.00	0.00	0.00	3147.40
Others	21716.00	164.53	0.00	212.41	21859.99
Total	68113.00	505.83	0.00	1113.02	67061.27

* As defined in Section 3(7) of the Insolvency and Bankruptcy Code, 2016.

Represents Net Movement in Balances

- 11 Disclosures as per 'Master Direction - Reserve Bank of India' (Transfer of Loan Exposures) direction 2021 dated September 24, 2021 for the loans transferred/acquired during the half year ended September 30, 2022 are given below

(i) During the half year ended September 30, 2022 the bank has not acquired any ' loans not in default' through assignment of loans.

(ii) During the half year ended September 30,2022, the bank has not acquired any stressed loans and not transferred any loan not in default / special Mention Accounts (SMA)

(iii) During the half year ended september 30,2022, the bank has not invested in Security Receipts (SR) issued by Asset Reconstruction Companies (ARC) in respect of stressed loans transferred to ARC's.



- 12 The bank is not having any unprovided liability on account of family pension scheme since the bank is covered under Defined Contribution managed by LIC of India.
- 13 Figures of the previous period have been regrouped/reclassified wherever considered necessary.

Place : Kumbakonam
Dated : 4th November 2022


By the Order of Board



Dr N. KAMAKODI
MD & CEO

This is the statement referred to in our report of even date.

for **Jagannathan & Sarabeswaran,**
Chartered Accountants,
Firm No. 001204S




CA. G. R. Ravi
Partner.
M.No.025669
UDIN:



for **K. Gopal Rao & Co**
Chartered Accountants,
Firm No. 000956S



CA. Mani . P
Partner.
M.No.258442
UDIN :



Place : Kumbakonam
Dated : 4th November 2022

CERTIFIED TRUE COPY
For CITY UNION BANK LTD.,



Manish
Company Secretary

CITY UNION BANK LTD., CENTRAL OFFICE, KUMBAKONAM

SEGMENT REPORTING FOR THE QUARTER / HALF YEAR ENDED 30.09.2022

Segmentwise Results

(Rs in Lakhs)

Particulars	Quarter ended			Half Year ended		Year ended
	30.09.2022	30.06.2022	30.09.2021	30.09.2022	30.09.2021	31.03.2022
	(Reviewed)	(Reviewed)	(Reviewed)	(Reviewed)		(Audited)
Segment Revenue						
a) Treasury	27058	21757	20977	48815	45297	89254
b) Corporate / wholesale banking	22893	26117	24352	49010	50342	101396
c) Retail Banking	84608	82739	76100	167347	144590	291735
d) Other Banking Operations	907	1084	1065	1991	1345	4001
Total	135466	131697	122494	267163	241574	486386
Less : Inter segment revenue	-	-	-	-	-	-
Total	135466	131697	122494	267163	241574	486386
Segment Results						
a) Treasury	16251	11437	11629	27688	26996	51306
b) Corporate / wholesale banking	5475	9068	7206	14543	14883	35628
c) Retail Banking	23198	23301	20776	46499	35683	69241
d) Other Banking Operations	722	908	899	1630	1022	3356
Total	45646	44714	40510	90360	78584	159531
Operating Profit	45646	44714	40510	90360	78584	159531
Other Provisions & Contingencies	10500	15200	14800	25700	31575	61015
Profit Before Tax	35146	29514	25710	64660	47009	98516
Taxes including Deferred Tax	7500	7000	7500	14500	11500	22500
Net Profit	27646	22514	18210	50160	35509	76016
Segmental Assets:						
a) Treasury	1792401	1758765	1509177	1792401	1509177	1685135
b) Corporate / wholesale banking	1080190	1042692	1059467	1080190	1059467	1067766
c) Retail Banking	3362856	3230642	2879613	3362856	2879613	3206342
d) Unallocated	204042	190870	195198	204042	195198	193848
Total Assets	6439489	6222969	5643455	6439489	5643455	6153091
Segmental Liabilities:						
a) Treasury	1588918	1558012	1340048	1588918	1340048	1498759
b) Corporate / wholesale banking	973076	938238	956915	973076	956915	966993
c) Retail Banking	3029387	2906842	2600878	3029387	2600878	2903740
d) Unallocated	146774	138792	128667	146774	128667	125029
Total	5738155	5541884	5026508	5738155	5026508	5494521
Capital Employed:						
Segment Assets - Segment Liabilities						
a) Treasury	203483	200753	169129	203483	169129	186376
b) Corporate / wholesale banking	107114	104454	102552	107114	102552	100773
c) Retail Banking	333469	323800	278735	333469	278735	302602
d) Unallocated	57268	52078	66531	57268	66531	68819
Total	701334	681085	616947	701334	616947	658570

There are no significant residual operations carried on by the bank.

PART B : GEOGRAPHIC SEGMENTS:

The bank operates only in India



CERTIFIED TRUE COPY
For CITY UNION BANK LTD.,

[Signature]
Company Secretary

CASH FLOW STATEMENT FOR THE HALF YEAR ENDED 30th SEPTEMBER 2022

(Rs in Lakhs)

	Period ended	
	30.09.2022	30.09.2021
	(Reviewed)	
CASH FLOW FROM OPERATING ACTIVITIES		
Net Profit as per P&L account	50160	35509
Adjustments for		
Depreciation	3756	4246
Provisions & Contingencies - Tax	14500	11500
Provisions & Contingencies - Others	25700	31803
Profit on sale of Investments	-619	-6061
Profit on sale of Assets	10	-26
Foreign exchange fluctuations	-10267	-9650
Operating Profit before working capital changes	83240	67321
Adjustments for		
Funds advanced to Customers	-179952	-133534
Other Operating Assets	31903	10040
Deposit from Customers	218796	177874
Borrowing from Banks	8619	71513
Other operating liabilities	7257	23269
Purchase and sale of investments (Net)	-253210	-131761
Cash Generated from Operations	-83347	84721
Taxation - Income Tax	-27290	-20134
Net cash flow from Operating Activities - A	-110637	64587
Cash flow from Investing activities		
Purchase of Fixed Assets	-6874	-3873
Sale of Fixed Assets	944	1698
Net cash used in Investing Activities - B	-5931	-2175
Cash flow from Financing activities:		
Proceeds from issue of Share Capital	0	0
Proceeds from share premium	0	0
Dividend Paid	-6738	-3662
Tax on distributed profits	0	0
Net cash flow from Financing Activities - C	-6738	-3662
Net increase in Cash and Cash equivalents A+B+C	-123306	58750
Cash and Cash equivalents at the beginning of the year	668693	561506
Cash and Cash equivalents at the end of the period 30.09.2022	545387	620256

Jagannathan & Sarabeswaran
Chartered Accountants,
No. 4/9, 1st Floor, 2nd Cross Street,
Seethammal Colony, Alwarpet,
Chennai – 600 018.
Phone No: 044 2434 3845/ 2434 0630
Email Id :jandsca@gmail.com

K Gopal Rao & Co
Chartered Accountants,
New No 21, Old No. 9/1
Moosa Street, T Nagar,
Chennai- 600 017.
Phone No: 044 4552 2032
Email Id: audit@kgrca.in

Independent Auditors' Review Report on Unaudited Financial Results for the quarter and half Year ended September 30, 2022 of City Union Bank Limited pursuant to the Regulation 33 and Regulation 52 of the SEBI (Listing Obligations and Disclosure Requirements) Regulations, 2015 (as amended)

November 04, 2022

To
The Board of Directors
City Union Bank Ltd
Kumbakonam , Tamil Nadu

1. We have reviewed the accompanying Statement of Unaudited Financial Results of City Union Bank Limited (hereinafter 'the Bank') for the quarter and half year ended September 30,2022 ('the statement') being submitted by the Bank pursuant to the requirements of Regulation 33 and Regulation 52 of the SEBI (Listing Obligations and Disclosure Requirements) Regulations 2015 (as amended) (hereinafter' the Regulations'), except for the disclosures relating to Pillar 3 disclosure under Basel III Capital Regulations, as at 30th September 2022 including leverage ratio, liquidity coverage ratio and Net Stable Funding Ratio as have been disclosed on the Bank's website and in respect of which a link has been provided in the note No.6 of the aforesaid Statement, which have not been reviewed by us.
2. The Statement, which is the responsibility of the Bank's Management and has been approved by the Bank's Board of Directors, has been prepared in accordance with the recognition and measurement principles laid down in Accounting Standard 25 ` Interim Financial Reporting ('AS-25') prescribed under Section 133 of the Companies Act, 2013, the relevant provisions of the Banking Regulation Act, 1949 , the circulars, guidelines and directions issued by the Reserve Bank of India (the 'RBI') from time to time (hereinafter the ` RBI Guidelines') and other accounting principles generally accepted in India. Our responsibility is to express a conclusion and issue a report on the Statement based on our review.
3. We conducted our review of the statement in accordance with the Standard on Review Engagements (SRE) 2410 - "*Review of Interim Financial Information Performed by the Independent Auditor of the Entity*", issued by the Institute of Chartered Accountants of India (hereinafter ` the ICAI').This Standard requires that we plan and perform the review to obtain moderate assurance as to whether the Statement is free of material misstatement. A review is limited primarily to inquiries of Bank's personnel and analytical procedures applied to financial data and thus provides less assurance than an audit. We have not performed an audit and accordingly, we do not express an audit opinion.



4. Based on our review conducted as above, nothing has come to our attention that causes us to believe that the accompanying statement of Unaudited Financial Results prepared in accordance with applicable accounting standards, the RBI Guidelines and other accounting principles generally accepted in India, has not disclosed the information required to be disclosed in terms of Regulation 33 & 52 of the SEBI(Listing Obligations and Disclosure Requirements) Regulations,2015 including the manner in which it is to be disclosed, or that it contains any material misstatement or that it has not been prepared in accordance with the relevant prudential norms issued by the Reserve Bank of India in respect of income recognition, asset classification, provisioning and other related matters.

**For M/s Jagannathan & Sarabeswaran
Chartered Accountants**

Firm Registration No: 001204S



CA. G R Ravi
Partner
M.No: 025669
UDIN: 22025669BCBDXG4140



**For M/s K.Gopal Rao & Co
Chartered Accountants**

Firm Registration Number: 000956S


CA. Mani. P
Partner
M.No: 258442
UDIN: 22258442BCBHTL8967



Place: Kumbakonam

Date : November 04, 2022