

Date: 8th November, 2022

To,
BSE Limited
Phiroze Jeejeebhoy Tower,
Dalal Street,
Mumbai – 400 001.

Dear Sir / Ma'am,

**Sub: Submission of Revised Unaudited Financial Results for the Half Year ended
on 30th September, 2022 along with Limited Review Report
Ref.: Security Id: EVOQ / Script Code: 543500**


In reference to captioned subject and pursuant to Regulation 33(3) (d) of the SEBI (Listing Obligations and Disclosure Requirements) Regulations, 2015, we are hereby submitting the Revised Unaudited Financial Results for the Half Year ended on 30th September, 2022 along with Limited Review Report.


Kindly take this revised result on your record and oblige us.

Thanking You.

Yours Faithfully,

For, EVOQ Remedies Limited


Bhumishth Patel
Managing Director
DIN: 02516641



EVOQ REMEDIES LIMITED (CIN:U24230GJ2010PLC059692)

A-1106, EMPIRE BUSINESS HUB, SCIENCE CITY ROAD, AHMEDABAD-380060, GUJARAT, INDIA.


UNAUDITED FINANCIAL RESULTS FOR THE HALF YEAR ENDED 30th SEPTEMBER, 2022

| Particulars | 6 Months Ended | | | Year Ended |
|--|---------------------------|-------------------------|---------------------------|--|
| | 30.09.2022 (Unaudited) | 31.03.2022 (Audited) | 30.09.2021 (Unaudited) | For the Period Ended 31st March 2022 |
| | Rs. (In Lacs) | Rs. (In Lacs) | Rs. (In Lacs) | Rs. (In Lacs) |
| I. Revenue from Operations | 1579.05 | 1185.04 | 493.27 | 1,678.31 |
| II Other Income | 0.00 | 0.00 | 0.00 | - |
| Total Revenue (I + II) | 1,579.05 | 1,185.04 | 493.27 | 1,678.31 |
| III. Expenses: | | | | |
| Purchases of material | 1601.66 | 1033.26 | 407.57 | 1,440.83 |
| Changes in Inventories | (91.80) | (59.41) | (3.97) | (63.38) |
| Employee Benefits Expenses | 8.92 | 13.2 | 4.10 | 17.30 |
| Finance Costs | 0.01 | 0.46 | 0.00 | 0.46 |
| Depreciation and Amortization expense | 0.00 | 0 | 0.00 | - |
| Other Expenses | 29.67 | 124.8 | 12.46 | 137.26 |
| Total Expenses | 1,548.46 | 1,112.31 | 420.16 | 1,532.47 |
| IV. Profit before exceptional and extraordinary items and tax (III-IV) | 30.59 | 72.73 | 73.11 | 145.84 |
| V. Exceptional Items | | | | |
| Prior Period Expenses | | | | |
| VI. Profit Before Extraordinary Items and Tax (V - VI) | 30.59 | 72.73 | 73.11 | 145.84 |
| VIII. Extraordinary Items | | | | |
| IX. Profit before tax (VII- VIII) | 30.59 | 72.73 | 73.11 | 145.84 |
| X Tax expense: | | | | |
| (1) Current tax | 0.00 | 36.71 | 0 | 36.71 |
| (2) Deferred tax | | | | |
| XI Profit (Loss) for the period from continuing operations (VII- VIII) | 30.59 | 36.02 | 73.11 | 109.13 |
| XII Profit/(loss) from discontinuing operations | | | | |
| XIII Tax expense of discontinuing operations | | | | |
| XIV Profit/(loss) from Discontinuing operations (after tax) (XII- XIII) | | | | |
| XV Profit (Loss) for the period (XI + XIV) | 30.59 | 36.02 | 73.11 | 109.13 |
| XVI BALANCE BROUGHT FROM PREVIOUS YEAR | | | | |
| XVII BALANCE CARRIED TO BALANCE SHEET | 30.59 | 36.02 | 73.11 | 109.13 |
| XVIII Details of equity Share Capital | | | | |
| Paid Up Equity Share Capital | 1360.00 | 1360.00 | 1.00 | 1360.00 |
| Face Value of equity share Capital | 10 | 10 | 10 | 10 |
| XVIII Earnings per equity share: | | | | |
| (1) Basic | 0.02 | 0.19 | 73.11 | 0.70 |
| (2) Diluted | 0.02 | 0.19 | 73.11 | 0.70 |

Notes:

- These financial results were reviewed by the audit committee and thereafter have been approved by the board of directors at its meeting held on Monday November 07, 2022. The Statutory Auditors have carried out limited review of the financial results for the half year ended September 30, 2022.
- These audited financial results have been prepared in accordance with the Accounting Standard prescribed under section 133 of the Companies Act, 2013
- AS 17 Relating to Segment wise reporting is not applicable as the Company operates in only One Primary segment i.e Pharmaceutical Trading
- Previous year Half Year figures have been regrouped/rearranged wherever necessary.

For, EVOQ Remedies Limited


Bhuvan Patel
Managing Director
DIN : 02516641
Date : 07/11/2022



EVOQ REMEDIES LIMITED (CIN:U24230GJ2010PLC059692)


A-1106, EMPIRE BUSINESS HUB, SCIENCE CITY ROAD, AHMEDABAD-380060, GUJARAT, INDIA.

STATEMENT OF ASSETS AND LIABILITIES AS ON 30th SEPTEMBER 2022

| Particulars | Half Year Ended | Year Ended |
|--|-----------------|-----------------|
| | 30.09.2022 | 31.03.2022 |
| | (Unaudited) | (Audited) |
| | Rs. (In Lacs) | Rs. (In Lacs) |
| I. EQUITY AND LIABILITIES | | |
| 1 Shareholders Funds | | |
| (a) Share Capital | 1,360.00 | 1,360.00 |
| (b) Reserves and Surplus | 987.21 | 956.63 |
| (c) Money Received Against Share Warrants | - | - |
| Total Shareholders Funds | 2,347.21 | 2,316.63 |
| 2 Non-Current Liabilities | | |
| (a) Long-Term Borrowings | - | - |
| (b) Deferred Tax Liabilities (Net) | - | - |
| (c) Other Long Term Liabilities | - | - |
| (d) Long-Term Provisions | - | - |
| Total Non Current Liabilities | - | - |
| 3 Current Liabilities | | |
| (a) Short-Term Borrowings | 1,061.37 | 815.80 |
| (b) Trade Payables | | |
| i) Total Outstanding dues of micro enterprise and small enterprise | | |
| ii) Total Outstanding dues of creditors other than micro enterprise and small enterprise | 539.08 | 120.86 |
| (c) Other Current Liabilities | 37.02 | 43.14 |
| (d) Short-Term Provisions | 36.70 | 36.71 |
| Total Current Liabilities | 1,674.17 | 1,016.51 |
| TOTAL >>>> | 4,021.38 | 3,333.14 |
| II ASSETS | | |
| 1 Non-Current Assets | | |
| (a) Fixed Assets | - | - |
| (i) Tangible Assets | - | - |
| (ii) Intangible Assets | - | - |
| (iii) Capital Work-In-Progress | - | - |
| (iv) Intangible Assets under Development | - | - |
| (b) Non-Current Investments | - | - |
| (c) Deferred Tax Assets (Net) | - | - |
| (d) Long-Term Loans and Advances | - | - |
| (e) Other Non-Current Assets | - | - |
| Total Non Current Assets | - | - |
| 2 Current Assets | | |
| (a) Current Investments | - | - |
| (b) Inventories | 170.24 | 78.44 |
| (c) Trade Receivables | 3,300.44 | 2,539.75 |
| (d) Cash and Cash Equivalents | 4.11 | 309.42 |
| (e) Short-Term Loans and Advances | 514.59 | 373.51 |
| (f) Other Current Assets | 32.00 | 32.02 |
| Total Current Assets | 4,021.38 | 3,333.14 |
| TOTAL >>>> | 4,021.38 | 3,333.14 |
| See accompanying notes forming part of the Financial Statements | | |

For Evoo Remedies Limited

Bhumishah Patel
 Managing Director
 DIN: 02516641
 Date: 07/11/2022



EVOQ REMEDIES LIMITED (CIN:U24230GJ2010PLC059692)

A-1106, EMPIRE BUSINESS HUB, SCIENCE CITY ROAD, AHMEDABAD-380060, GUJARAT, INDIA.

UNAUDITED CASH FLOW STATEMENT FOR THE HALF YEAR ENDED 30TH SEPTEMBER, 2022

Rs. (In Lacs)

| | For the Half Ended 30th September 2022 (Unaudited) | For the Year Ended 31st March, 2022 (Audited) |
|--|--|--|
| Cash flows from operating activities | | |
| Profit before taxation | 30.59 | 145.84 |
| Adjustments for: | | |
| Depreciation | - | - |
| Investment income | - | - |
| Deferred tax Liability | - | - |
| Interest expense | 0.01 | 0.46 |
| Profit / (Loss) on the sale of property, plant & equipment | - | - |
| Working capital changes: | | |
| (Increase) / Decrease in trade and other receivables | (760.70) | (1,856.14) |
| (Increase) / Decrease in inventories | (91.80) | (63.37) |
| (Increase) / Decrease in Short Term Loan & Advance | (141.08) | (286.51) |
| (Increase) / Decrease in Other Current Assets | 0.02 | (16.40) |
| Increase / (Decrease) in Trade payables | 418.22 | (557.40) |
| Increase / (Decrease) in Short term Provisions | (0.01) | 5.00 |
| Increase / (Decrease) in Other Current Liabilities | (6.12) | 22.78 |
| Cash generated from operations | (550.87) | (2,605.74) |
| Interest paid | (0.01) | (0.46) |
| Income taxes paid | - | (36.71) |
| Dividends paid | - | - |
| Net cash from operating activities | (550.88) | (2,642.91) |
| Cash flows from investing activities | | |
| Business acquisitions, net of cash acquired | - | - |
| Purchase of property, plant and equipment | - | - |
| Proceeds from sale of equipment | - | - |
| Acquisition of portfolio investments | - | - |
| Investment income | - | - |
| Net cash used in investing activities | - | - |
| Cash flows from financing activities | | |
| Proceeds from issue of share capital | - | 1,289.00 |
| Proceeds from long-term borrowings | - | - |
| Proceeds from Short-term borrowings | 245.57 | 815.80 |
| Payment of Share Application Money | - | - |
| Share Capital Issue With Security Premium | - | 844.20 |
| Net cash used in financing activities | 245.57 | 2,949.00 |
| Net increase in cash and cash equivalents | (305.31) | 306.09 |
| Cash and cash equivalents at beginning of period | 309.42 | 3.33 |
| Cash and cash equivalents at end of period | 4.11 | 309.42 |

For, Evoq Remedies Limited

Bhramish Patel
Managing Director
DIN : 02516641
Date : 07/11/2022





J. M. PATEL & BROS.
Chartered Accountants
E-mail : jmpatelca@yahoo.co.in

204, Harsh Avenue,
Navjivan Press Road,
Nr. Old High Court Crossing,
AHMEDABAD-380 014.
Phone : (079) 27541460

Ref. No. :

Date :

LIMITED REVIEW REPORT OF EVOQ REMEDIES LIMITED


Review Report to
To,
**The Board of Directors,
Evoq Remedies Limited
CIN :U24230GJ2010PLC059692
AHMEDABAD**

We have reviewed the accompanying statement of unaudited financial results of **Evoq Remedies Limited (CIN :U24230GJ2010PLC059692)** for the half year ended **30th September, 2022**. This statement is the responsibility of the Company's Management and has been approved by the Board of Directors. Our responsibility is to issue a report on these financial statements based on our review.

We conducted our review of the Statement in accordance with the Standard on Review Engagement (SRE) 2400, Engagements to Review Financial Statements issued by the Institute of Chartered Accountants of India. This standard requires that we plan and perform the review to obtain moderate assurance as to whether the financial statements are free of material misstatement. A review is limited primarily to inquiries of Company personnel and analytical procedures applied to financial data and thus provides less assurance than an audit. We have not performed an audit and accordingly, we do not express an audit opinion.

Based on our review conducted as above, nothing has come to our attention that causes us to believe that the accompanying statement of unaudited financial results prepared in accordance with applicable accounting standards and other recognized accounting practices and policies has not disclosed the information required to be disclosed in terms of Regulation 33 of the SEBI (Listing Obligations and Disclosure Requirements) Regulations, 2015 including the manner in which it is to be disclosed, or that it contains any material misstatement.

For J M PATEL & BROS.,
Chartered Accountants
FRN: 107707W
UDIN NO : 22030161BCJDYK1969


CA JASWANT M. PATEL
Proprietor
M. No. 030161



Place: Ahmedabad
Date: 07/11/2022