



Ref. VSSL:SCY:AUG:2023-24

Dated: 02.08.2023

BSE Limited, New Trading Ring, Rotunda Building, P.J. Towers, Dalal Street, MUMBAI-400001. Scrip Code: 534392	The National Stock Exchange of India Ltd, Exchange Plaza, Bandra-Kurla Complex, Bandra (East), MUMBAI-400 051 Scrip Code: VSSL
---	--

SUB: COMPLIANCE OF REGULATION 30 OF THE SEBI (LISTING OBLIGATIONS AND DISCLOSURE REQUIRMENTS) REGULATIONS, 2015.

Dear Sir,

Pursuant to the provisions of Regulation 30 of the SEBI (Listing Obligations and Disclosure Requirements) Regulations, 2015, please find enclosed herewith Investor Presentation on the Un-audited financial results of the Company for the quarter ended 30th June, 2023.

Kindly take the same on record.

Thanking you,

Yours faithfully,

For VARDHMAN SPECIAL STEELS LIMITED

(SONAM TANEJA)
COMPANY SECRETARY



Vardhman Special Steels Limited

Result Update Presentation
Q1 FY24

Disclaimer



This presentation has been prepared by Vardhman Special Steels Limited (the “Company”) solely for information purposes and does not constitute any offer, recommendation or invitation to purchase or subscribe for any securities, and shall not form the basis or be relied on in connection with any contract or binding commitment what so ever. No offering of securities of the Company will be made except by means of a statutory offering document containing detailed information about the Company.

This Presentation has been prepared by the Company based on information and data which the Company considers reliable, but the Company makes no representation or warranty, express or implied, whatsoever, and no reliance shall be placed on, the truth, accuracy, completeness, fairness and reasonableness of the contents of this Presentation. This Presentation may not be all inclusive and may not contain all of the information that you may consider material. Any liability in respect of the contents of, or any omission from, this Presentation is expressly excluded.

Certain matters discussed in this Presentation may contain statements regarding the Company’s market opportunity and business prospects that are individually and collectively forward-looking statements. Such forward-looking statements are not guarantees of future performance and are subject to known and unknown risks, uncertainties and assumptions that are difficult to predict. These risks and uncertainties include, but are not limited to, the performance of the Indian economy and of the economies of various international markets, the performance of the industry in India and world-wide, competition, the company’s ability to successfully implement its strategy, the Company’s future levels of growth and expansion, technological implementation, changes and advancements, changes in revenue, income or cash flows, the Company’s market preferences and its exposure to market risks, as well as other risks. The Company’s actual results, levels of activity, performance or achievements could differ materially and adversely from results expressed in or implied by this Presentation. The Company assumes no obligation to update any forward-looking information contained in this Presentation. Any forward-looking statements and projections made by third parties included in this Presentation are not adopted by the Company and the Company is not responsible for such third party statements and projections.

Table of Contents



Financial Highlights



Company Overview



Business Overview



Way Ahead

A large industrial factory with a blue crane and several long metal pipes in the foreground. The scene is filled with heavy machinery, including a large blue machine with a red circular component and a tall blue lattice crane. The background shows a vast, high-ceilinged industrial space with various pipes and structures. The text "Financial Highlights" is overlaid on a white rounded rectangle in the center of the image.

Financial Highlights

Management's Message



Commenting on the results Mr. Sachit Jain, Vice Chairman and Managing Director said –

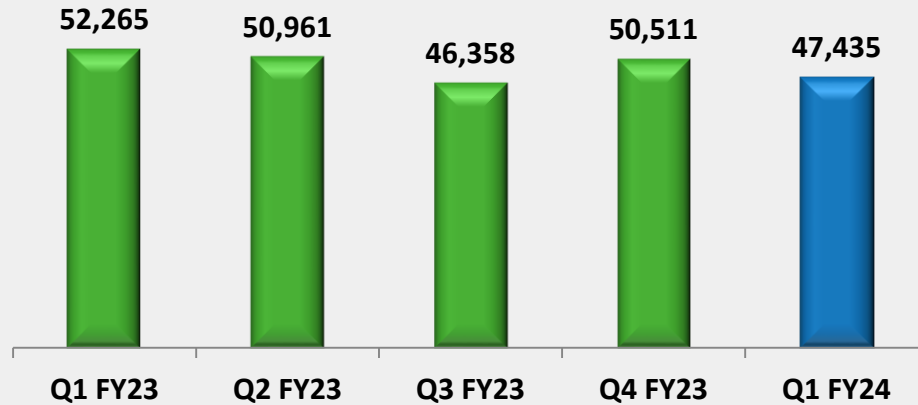
“This quarter our revenue declined by 12.75% mainly due to decline in volumes and prices as compared to last year. As mentioned in Q4 FY23 earnings call, this year will be a year of consolidation for us. Our production for Aichi Steel continues to be in sync as per our stated plan and that contribution will only continue to increase each year.

I would like to express my gratitude towards our dedicated employees, partners and stakeholders. We continuously strive to keep up the momentum of efforts and hard work and keep performing as per stated targets.”

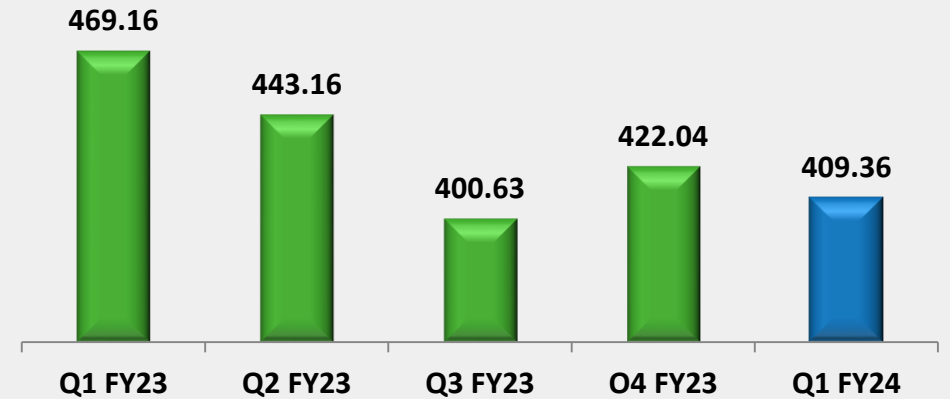
Financial Highlights - Quarterly



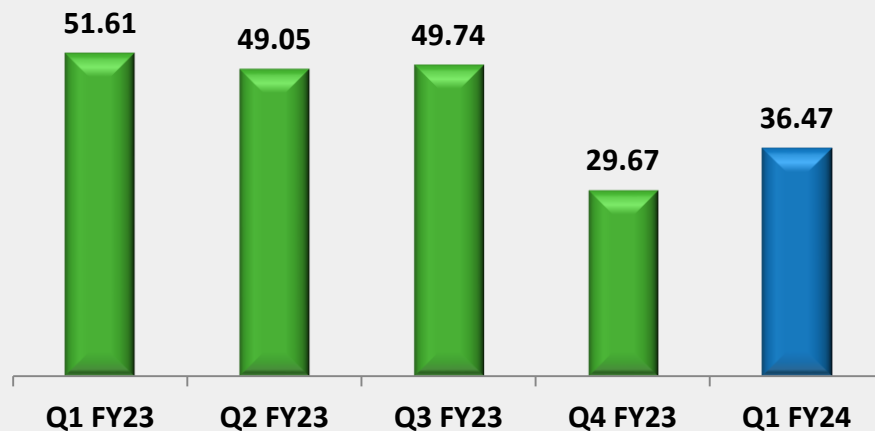
Sales Volumes (tonnes)



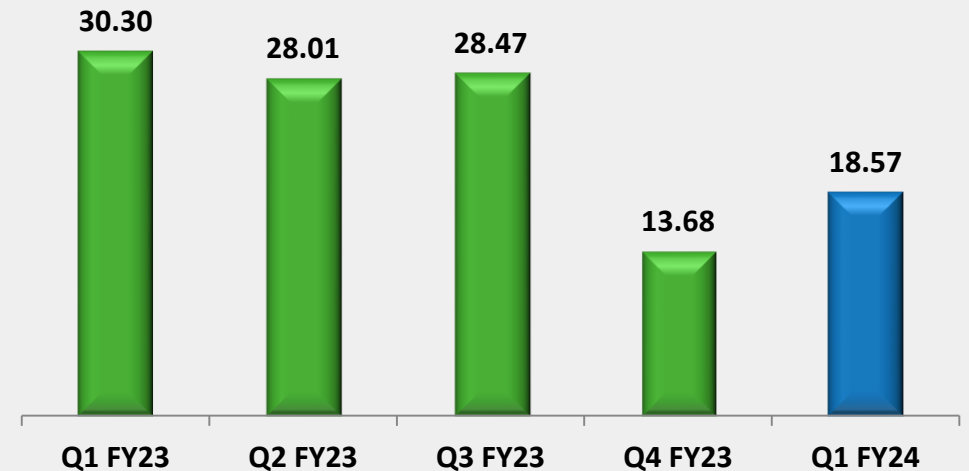
Revenue from Operations (Rs. Crore)



EBITDA (Rs. Crore)#



PAT (Rs. Crore)



#EBITDA is including Other Income

Financial Highlights – Q1 FY24



INR Crore	Q1 FY24	Q1 FY23	Y-o-Y %	Q4 FY23
Revenue From Operations	409.36	469.16	(12.75)%	422.04
Other Income	7.24	5.91		5.20
Total Income	416.60	475.08		427.23
Cost of Materials Consumed	271.45	292.01		275.56
Purchases of Stocks	0.00	0.00		0.00
Changes In Inventory	(18.35)	18.32		(1.90)
Raw Material Expenses	253.10	310.33		273.66
Employee Expenses	22.10	21.92		22.45
Power & Fuel	46.80	41.97		46.63
Other Expenses	58.14	49.24		54.82
Total Expenditure	380.13	423.46		397.57
EBITDA	36.47	51.61	(29.34)%	29.67
Depreciation	7.25	6.92		7.09
Interest / Finance Cost	4.21	4.07		4.55
PBT	25.01	40.63	(38.45)%	18.02
Tax	6.44	10.33		4.35
PAT	18.57	30.30	(38.70)%	13.68
Basic EPS in Rs.*	2.29	3.73	(38.61)%	1.69

- Q1 FY24 volumes stood at **47,435 tonnes**, YoY decline of **9.24%**
- 12.75% YoY decrease in Revenue from Operations, mainly on account of lower sales volumes and decrease in prices
- EBITDA (including other income) per ton for this quarter – Rs. 7,688
- Decrease in EBITDA mainly due to decrease in sales volumes, increase in fuel cost (natural gas is costlier than furnace oil) and store consumables. Decrease in sales prices is also more than decrease in raw material prices

*Issued Bonus shares in the ratio 1:1, EPS has been adjusted for previous periods accordingly in accordance with Ind AS 33

Financial Highlights – FY23



INR Crore	FY23	FY22	Y-o-Y %
Revenue From Operations	1,734.99	1,368.46	26.78%
Other Income	38.75	28.89	
Total Income	1,773.75	1,397.35	
Cost of Materials Consumed	1,146.47	896.53	
Purchases of Stocks	0.00	0.62	
Changes In Inventory	(37.33)	(100.32)	
Raw Material Expenses	1,109.14	796.82	
Employee Expenses	89.95	80.99	
Power & Fuel	178.60	141.77	
Other Expenses	215.98	175.19	
Total Expenditure	1,593.66	1,194.77	
EBITDA	180.08	202.58	(11.11%)
Depreciation	28.12	26.96	
Interest / Finance Cost	17.65	17.28	
PBT	134.31	158.34	(15.18%)
Tax	33.86	57.59	
PAT	100.45	100.75	(0.30%)
Basic EPS in Rs.	12.38*	24.87	(0.44%)

- Volumes for FY23 stood at **2,00,095** tonnes – YoY growth of **15.46%**
- Increase in Revenue from Operations mainly on account of higher sales volumes coupled with better realizations
- EBITDA (including other income) per ton for FY23 – Rs. 9,000
- Decrease in EBITDA of 11.11% mainly due to decrease in sale price by Rs. 1,750/- MT effective 1st Oct 2022 coupled with higher price of fuel and consumables

*Issued Bonus shares in the ratio 1:1, EPS has been adjusted for previous periods accordingly in accordance with Ind AS 33

Balance Sheet Highlights



INR Crore	As on 31 st Mar'23	As on 31 st Mar'22
Equity	642.21	554.96
Equity Share Capital	40.63	40.56
Other Equity	601.59	514.40
Non-current Liabilities	67.45	103.04
Financial Liabilities		
Borrowing	44.03	78.89
Lease Liability	0.77	0.91
Other Financial Liabilities	0.15	0.11
Provisions	1.94	1.81
Deferred Tax Liabilities (net)	20.09	20.85
Other Non-Current Liabilities	0.48	0.46
Current Liabilities	320.85	262.88
Financial Liabilities		
Borrowings	98.90	82.03
Lease Liabilities	0.16	0.14
Trade Payables		
Total O/s dues of Micro, Small Ent	4.64	2.07
Total O/s other Than Above	180.92	145.41
Other Financial Liabilities	22.45	19.77
Provisions	1.04	0.27
Other Current Liabilities	12.23	8.99
Current Tax Liability (Net)	0.51	4.21
Total Equity & Liabilities	1030.52	920.88

INR Crore	As on 31 st Mar'23	As on 31 st Mar'22
Non-Current Assets	331.89	324.15
Property Plant & Equipment	292.96	288.22
Capital work in progress	11.91	12.88
Other Intangible Assets	0.04	0.08
Right of Use Asset	0.72	0.86
Financial Assets		
Long Term Loans	2.82	2.92
Other Financial Assets	2.69	2.57
Deferred Tax Assets (Net)	0.00	0.00
Income Tax Assets (Net)	0.48	0.32
Other Non-Current Assets	20.26	16.31
Current Assets	698.63	596.73
Inventories	362.68	304.32
Financial Assets		
Investments	20.00	15.40
Trade Receivables	261.55	221.86
Cash & Cash Equivalentents	9.54	0.27
Other Bank Balance	0.08	15.71
Loans	1.51	1.52
Other Financial Assets	19.93	2.07
Assets Held for Sale	0.00	0.00
Other Current Assets	23.34	35.58
Total Assets	1030.52	920.88

A large industrial factory interior. In the foreground, a glowing hot metal bar is being processed by machinery. In the background, a large blue crane is visible, and various industrial structures and pipes are scattered throughout the space. The scene is brightly lit, highlighting the metallic surfaces and the intense heat of the metal bar.

Company Overview

About Us



Amongst India's Leading Steel Bar Producers for Automotive Applications

- Incorporated in May 2010
- Headquartered in Ludhiana, Punjab
- Caters to sectors such as Engineering, Automotive, Tractor, Bearing and Allied Industries

Specialized Product offerings –

- Steel Bars and Rods and Bright Bars of various categories of Special & Alloy Steels

200+ Reputed and long-term customers

- Toyota, Hero Moto Corp, Caterpillar, Hino Motors, Maruti, Bajaj and Hyundai, among others

Experienced Management Team

- Significant experience in Steel Industry
- Long term vision and proven ability to achieve long term goals for Company
- Strategic alliance with Aichi Steel Corporation



State-of- art manufacturing facilities

- Cutting-edge manufacturing technology
- Manufacturing Capacity
 - Billets - 2,40,000 MTPA
 - Rolled Bars – 2,00,000 MTPA

Strong Domestic & International Customer Base for forging applications

- Thailand, Taiwan, Turkey, Russia, Germany and Spain

Quality Standards, Assurance & Certifications

- ISO 14001 (2015); ISO 45001 (2018); ISO 9001 (2015); IATF 16949 (2016) & ISO 17025 (2017)

Journey So Far



What We were...

- **1973** – Started as Oswal Steels - 50,000 TPA capacity of special & alloy steels
- **1986** - Acquired Mohta Alloys with capacity of 1,00,000 TPA
- **1995** – Installed modern Steel Melting Shop with Electromagnetic Stirrer
- **2000** – Commissioned Vacuum Degassing System
- **2001** - Strengthened product portfolio – added Bright Bar Facility
- **2010** - Independent identity under Vardhman Group

1973- 2011

- **2012** - Listed on BSE & NSE
- **2013** – Installed fully automatic rolling mill with capacity of 1,50,000 TPA & Magnaflux leakage testing system (Dr. Foerster Germany), and Ultrasonic Testing from (Olympus, Canada)
- **July 2015** – Installed Fume Extraction system
- **Aug 2015** – Increased Bright bars capacity to 36,000 TPA & 1,80,000 TPA for Hot Rolled

2012 - 2015

- **Dec 2016** – Upgraded transformer & allied equipment to reduce melting time & resulting in SMS capacity to 1,65,000 TPA
- **April 2017** – Rights Issue of Rs 67.85 Cr.
- **Oct 2017** – Purchased ~8 acres of adjoining land for Rs. 36 Cr.

2016 - 2017

- **Feb. 2018** – QIP of Rs 50 Cr.
- **June 2018** – CRISIL upgraded credit rating
- **Aug 2018** – Change in Statutory Auditors to M/s B. S. R. & Co. LLP
- **Feb 2019** – Fortified Board of Directors - one Independent Woman Director and one Additional Director appointed
- **Sept 2019** – Replacement of electric arc furnace and other related activities
- **Nov 2019** – Signs Technical Assistance Agreement with Aichi Steel Corporation (ASC) - Issuance of equity shares on preferential basis worth Rs. 50 Cr.
- Appointed Additional Director as representative of Aichi Steel Corporation
- **July 2021** – Received environmental clearance for capacity expansion
- **Mar 2023** – Joins hands with ASC to start mass production
- **May 2023** – Issued Bonus Share in ratio 1:1

2018 – Till Date

... Transforming into one of India's leading steel bar producers

Strong Experienced Board of Directors contd...



Mr. Rajeev Gupta Chairman & Non-Independent Director

- B. Tech from BHU/IIT, Varanasi and MBA (IIM, Ahmedabad)
- Rich experience of more than 35 years - One of Country's topmost Investment Bankers



Mr. Sachit Jain Vice Chairman & MD

- B. Tech (Electrical) - IIT, New Delhi, MBA (Gold medallist) - IIM, Ahmedabad and Owner/President Management Program – Harvard - Experience of over 29 years in Textile & Steel
- Chairman of CII, Northern Region



Ms. Suchita Jain Non-Executive Director

- Master's degree in Commerce from Punjab University, Chandigarh
- Over 25 years of rich experience in textile industry
- Representative of Vardhman Group



Mr. Rajinder Kumar Jain Non-Executive Director

- Chartered Mechanical Engineer from Institute of Mechanical Engineers London
- Retired as General Manager from Indian Railways after 35years of service



Mr. Sanjoy Bhattacharyya Independent Director

- B.Sc (Statistics Honours) and MBA. from IIM, Ahmedabad
- More than 21 years of experience in equities & investment management - Among leading stock market Gurus



Mr. Toshio Ito Non-Executive Non-Independent Director

- Mechanical Engineer, graduated from Nagoya University, Japan
- Managing Executive Officer at Aichi Steel Corporation since 2020
- Experience as Plant Manager at steelmaking, rolling mill and forging plants of Aichi Steel



Mr. B.K. Choudhary Non-Executive Director

- Degree in B.Sc., M.Com & MBA
- Rich experience of more than 44 years in Steel & Textile industry

Strong Experienced Board of Directors contd...



Mrs. Vidya Shah Independent Director

- MBA from Indian Institute of Management, Ahmedabad
- 11 years of career in investment banking - ICICI, Peregrine and NM Rothschild
- Non-Executive Director of Edelweiss Financial Services Ltd. and Executive Chairperson of EdelGive Foundation
- Recognised as India's Top 100 Women in Finance by Association of International Wealth Management of India (AIWMI) 2019

Mr. Rakesh Jain Independent Director

- Ph.D. in Polymers from University of Akron
- Worked in Advanced Technology Group at GE Electro-materials Division (EMD) in Coshocton, OH, USA & Aditya Birla Group (ABG) as MD of Indo Gulf Fertilizers Ltd

Mr. Suman Chatterjee Independent Director

- Graduation in B.Sc. Economics from Presidency College, Kolkata
- Holds post graduate diploma in Business Management from Indian Institute of Management, Ahmedabad
- Over 30 years of experience in Multiple Leadership roles - worked in sales & marketing and has led businesses for Levi Strauss and SC Johnson in India

Mr. Raghav Chandra Independent Director

- B.Sc (Hons.); M.Sc in Mathematics; Master's in Public Administration, Harvard University
- Add'l Secretary & Financial Advisor – various Ministries; Chairman - NHAI; CMD - Indian Highway Mngt Co. Ltd.; CEO - MP Housing Board; MD- MP SIDC; Chairman SEZ

Mr. Rajendar Kumar Rewari Executive Director

- B. Sc. from Punjabi University, Patiala and LLB & Post Graduation diploma from Kurukshetra University
- More than 30 years of experience in manufacturing sector
- More than 10 years of experience as Managing Director of Morarjee Textiles Limited
- He has long track record at Vardhman Group in various key positions

Ms. Soumya Jain Executive Director

- Graduation in B.Sc. Economics from University of Bristol, UK
- MBA in family business from Indian School of Business
- 5 years of exp. in Vardhman Textiles in various fields like production, marketing, exports, HR, R&D, Capital investments, etc.
- Joined Vardhman Steel in 2021 with involvement in various departments

A large industrial factory with a blue crane and several long metal pipes in the foreground. The scene is filled with heavy machinery, including a large blue machine with a red wheel and a yellow glowing pipe. The background shows a vast, high-ceilinged industrial space with a complex steel structure and various pipes and equipment.

Business Overview

Wide Range of Rolled & Bright Bars Products



Hot Rolled Bars



- Diameter Size : Increased from 25-70 MM in 2012 to 16-120 MM

Bright Bars



- Size : 14.66 to 78 mm (Peeled), 18 to 55.25 mm (Drawn)

Diverse applications of our products



Axle Gears

Stabilizer Bar

Knuckle Spindle

Piston


Connecting Rod

Camshaft

Center Velocity Joint

Crankshaft

Differential Gears



Transmission Gear

Drive-Shaft

Tie-Rod

Bearings

Companion-flange

Axle Shaft

Piston-Pin

Steering-Yoke

Steering Shaft

State-of-art Manufacturing facilities



Steel Melting Shop

- **Annual Capacity : 2,40,000 TPA**
- 30 MT Ultra High Power (UHP) Eccentric Bottom Tapping (EBT Type)
- Fully automated continuous feeding system for DRI & other raw materials
- Automatic lance manipulator for oxygen and coke injection
- Electrode regulation system - Melt Controller
- CELOX for active oxygen measurement (Electronite)



Rolling Mill

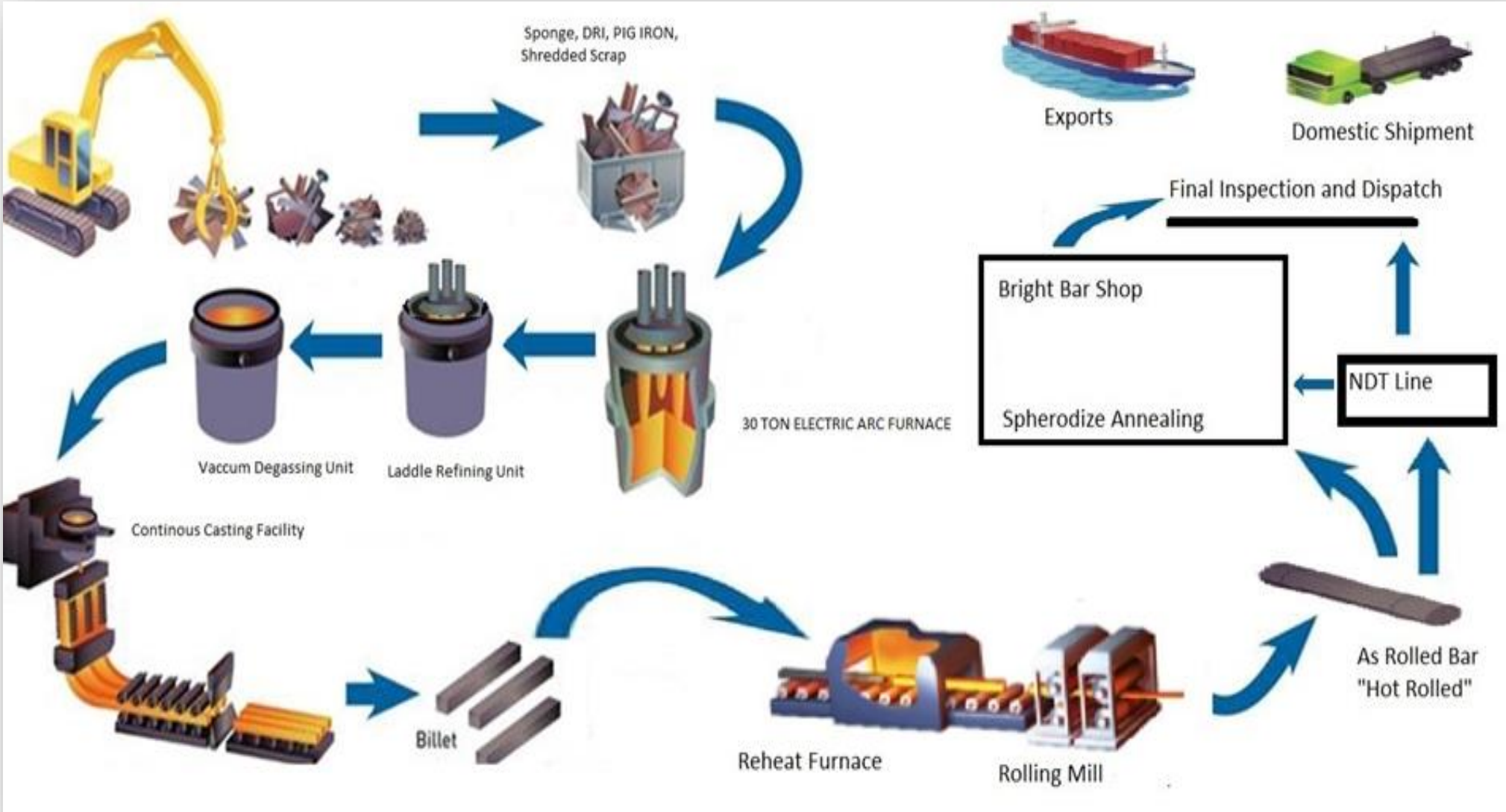
- **Annual Capacity : 2,00,000 TPA**
- Rolling Mill installed in 2013-14
- Mill with complete automation
- 33 TPH "Walking" Hearth Type Reheating Furnace
- Reversible 2 high shift able stand with Bar Manipulator
- 10 Continuous Stands in Horizontal & Vertical configuration
- Online Dimensional Measurements
- Rack Type Cooling bed designed for better straightness & Hardness levels
- Abrasive Cutter



Bright Bars

- **Annual Capacity : 48,000 TPA**
- **Bar Peeling & Centreless Grinding**
 - Straightening
 - Peeling
 - Cold drawing
 - Polishing
 - Centreless grinding
 - Full length bar Magnetic Particle Inspection
 - High Speed Band Saws
 - Circular Saw - Cut to Length Steel

Process Flow




In-House Steel Melting Shop



Electric Arc Furnace





Two Ladle Refining Furnace



Continuous Casting Machine



Vacuum Degassing



Rolling Mill & Bright Bars



Rolling Mill

Bright Bar Shop



Reheating Furnace



Spherodizing & Annealing Machines

Rolling Mill



Bright Bar Shop



Automatic Line of Bar Inspection - NDT Line



Straightening
Straightness : 2mm /
meter



Chamfering
Bar ends free from
Burr



MFLT
Acceptance Criteria:
0.2x10mm



Shot Blasting



UST
Acceptance Criteria: SDH -
0.8x10mm, FBH - 0.8 & 1.2mm

Best in class R&D Facility

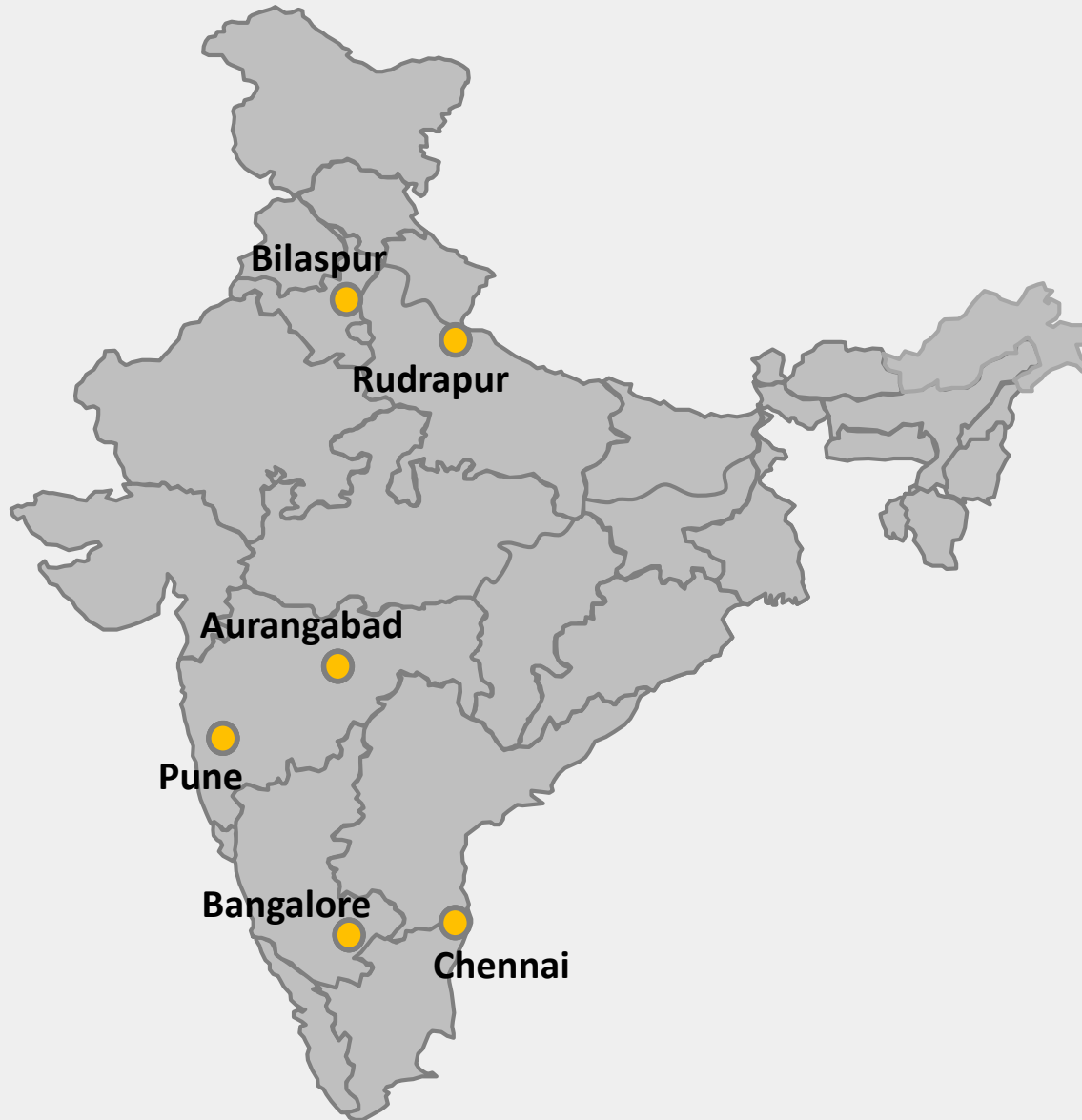


- **Spectrometer** : ARL 4460:1454 for Chemical Analysis. Can check 32 different elements
- CS - 230 : Analyzer for Carbon & Sulfur content in steel
- **LECO gas analyzer** – TC 600 H₂, N₂, O₂ Analyzer
- Mobile Spectro and XRF for Mix up Testing of Bars
- **Mechanical and Metallurgical Testing Lab**
 - Rockwell Hardness Tester
 - Impact Testing Machine (Material Toughness)
- **Metallurgical Microscope with Image Analyzer**
 - Carl Zeis microscope with maximum magnification of 1000x
 - Olympus microscope with maximum magnification of 2000x
- **RADLAB-1 GAMMA RAY Spectrometer**
 - For Testing Steel Samples for Radiological Content
 - Can identify different types of Isotopes present in Steel Sample and show Results in Bq/gm
 - Samples Radiological content can be certified with 300 Second scan in RadLab "Well"
- **XRF Spectrometer** - Higher range & All input/ output material can be checked and chemically analysed



...ensuring highest levels of quality and compliance 23

Strategically located Warehousing Facilities



- **One Owned Warehouse**
 - Bilaspur Haryana

- **Five Leased Warehouses in India**
 - Bangalore
 - Chennai
 - Rudrapur
 - Pune
 - Aurangabad

Key Strengths



State of Art Manufacturing Facilities and advanced R&D Capabilities

- Well equipped with latest upgraded Technology Machines

01

Diversified Product offerings

- Manufactures diverse range of products with wide applications across sectors
- Further expanding product offerings to increase wallet share with existing customers and adding new clients

02

Rich Management Experience

- Dynamic & rich experience in special steel sector
- Diverse team with right mix of operational & technical expertise along with dedicated and skilled employee base

03

Quality Standards & Assurance

- Adherence to quality standards across all stages of manufacturing
- Checked for dimensional accuracy & temper at every stage
- Well equipped modern testing facilities to check for physical, mechanical & chemical properties

04

Brand Image

- Continuous brand building exercise by providing excellent services to satisfy our customers

05

200+ Reputed & Long term customers....



Cars



Two Wheelers



HCL/LCVs



DAIMLER

Auto Components



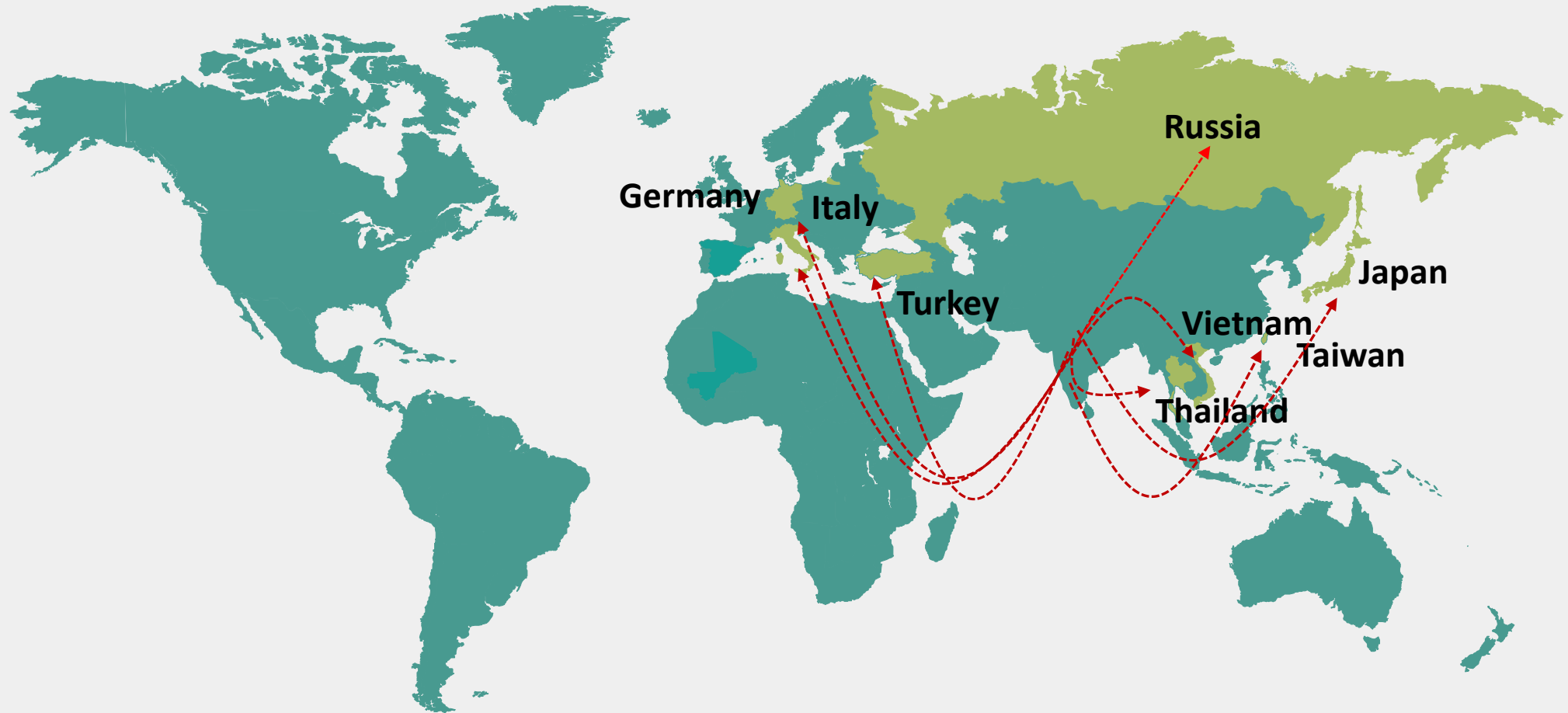
Tractors



Off Highway Vehicles



... Across Globe with Customer Base



5% of FY23 sales from exports



Way Ahead

Investing in Our Real Assets



 Vardhman Leadership Development Program
Park Plaza, Ludhiana - 16th to 20th January 2019



Centre for Creative Leadership

- CCL - US based Organisation – offers leadership programs across 160 countries, FT top10 in executive education with 500K alumni over 50 years
- Customized leadership training for 12 senior management

‘Manav Vikas Kendra’

- Training programs – functional, attitudinal, skill development, quality – across all levels of employees
- Specialized & customized programs

‘EKLAVYA - B.Sc. to B. Tech.’

- New Initiative undertaken
- Formalized training programs that focus on technical knowledge, enhance skill sets and productive efficiencies of personnel

VSSL entered a strategic alliance with Aichi Steel Corporation (ASC) Japan. (Main material maker for Toyota)



Gasoline



Hybrid



EV's



Phase - 1

- Technology and technical know how shared with VSSL to make steel for Toyota companies and other OEM's
- To raise quality of steel of VSSL to be supplied to future ready cars like Hybrid, Hydrogen fuel and Electric



Phase - 2

- Increase VSSL production capacity with aim to achieve high quality combined with minimum cost
- Enable VSSL to build optimal global production system and customer requirements in India and ASEAN regions

TARGET - To make Japanese quality steel in India for Indian auto majors and ASEAN region

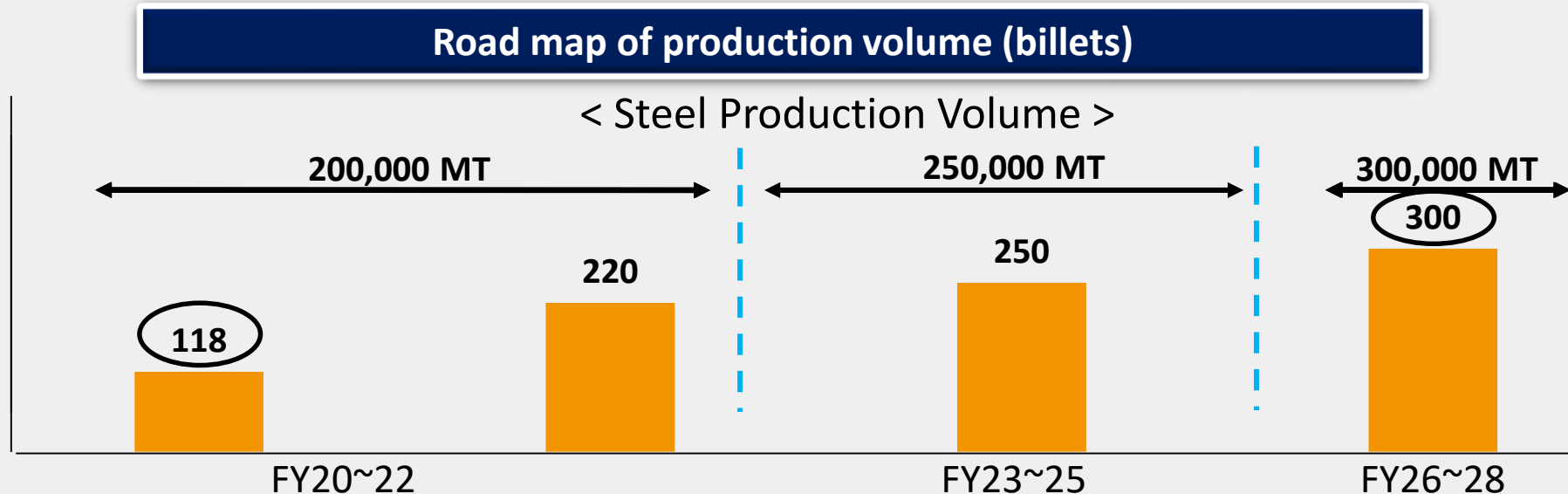
To reduce manufacturing costs by reducing and eliminating waste

What advantage for VSSL after alliance with Aichi

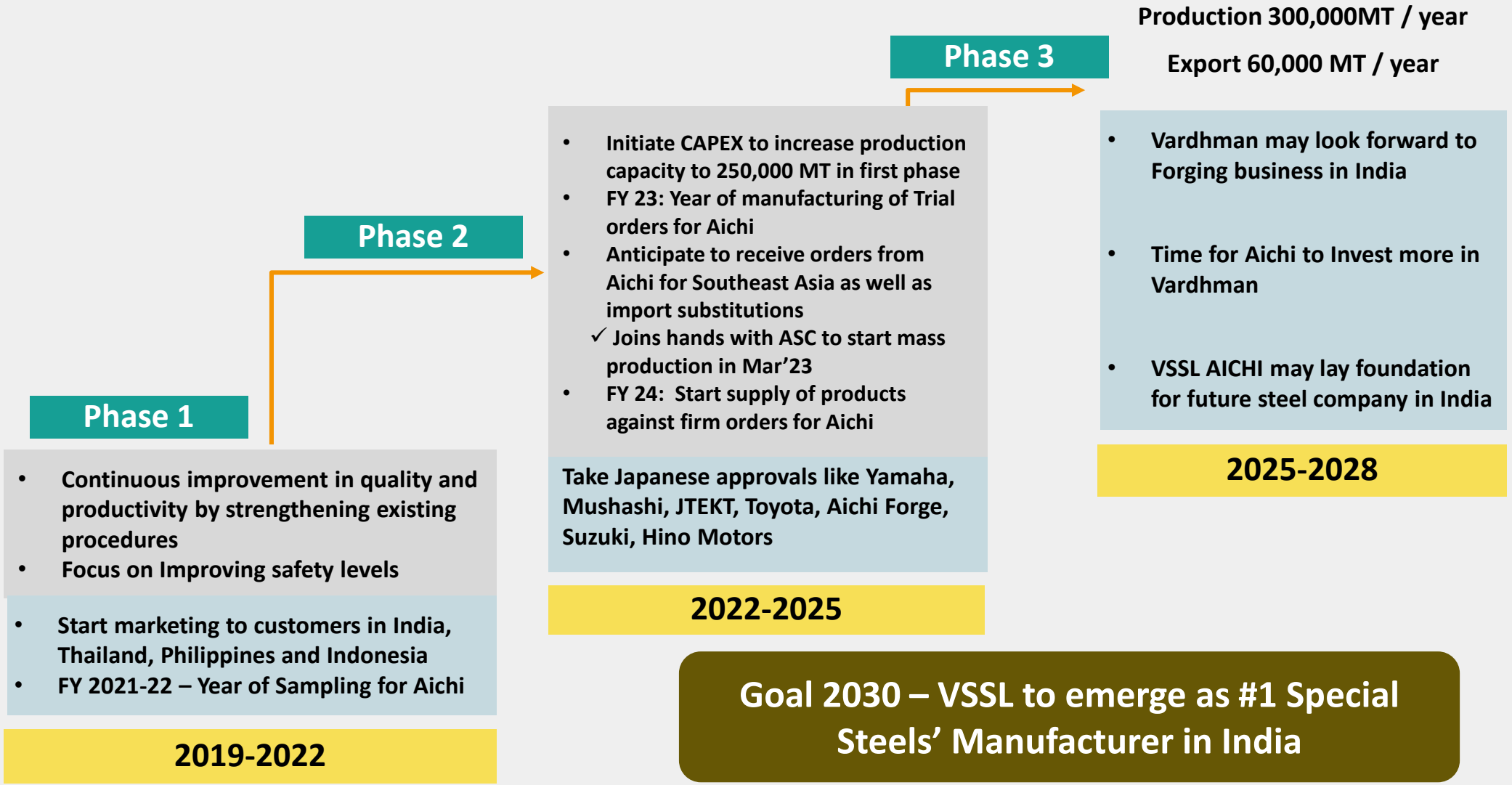


Possibilities

- Future Ready products - Patent steel grades developed for special application in EV's, hybrid and conventional cars
- **Own In House R&D** – Toyota Car Company takes input from Aichi on special steel to be developed car parts. It means we can target more approvals for VSSL in Maruti Suzuki and Toyota
- More customers for Vardhman in India and ASEAN region
- Export expected to increase from current 5% in FY 2022 to expected 20% - 25% by FY 25
- Ministry of Environment grants Environmental Clearance for expansion from 2,00,000 MT per annum to 2,80,000 MT per annum of rolled capacity
- **Forward Integration of VSSL into specialised Forging plant in India**



Timeline for activities



ESG Initiatives



Environment:

- Committed towards cleaner, greener and healthier environment by implementing stringent standards & policies for Environment in our unit
- Making steel through Electric Arc Furnace route which is significantly more environment friendly than Blast Furnace route. Most of our competitors are making steel through Blast Furnace route
- In 2015, installed Secondary Fume Extraction system with investment of Rs. 12 crores, to capture dust going into air. Its annual operational cost is approximately Rs. 5 crores
- On our journey of expanding production capacity from existing 2 lac TPA to 2.80 lac TPA, we are also leaping step forward in tightening our norms towards environment protection. These include development of Greenbelt of over 33% existing land area, emissions below 30 ppm against 150 ppm followed by most of our competitors, zero liquid discharge and reduction of substantial water extraction even after expansion. Apart from this, we are developing forest on 5 acres of land owned by Vardhman Textiles Ltd. situated at middle of Focal Point, Ludhiana with Japanese technique known as “Miyawaki”. This will be unique facility on such large area for benefit of environment and society at large. All this will be done with total capital outlay of over Rs. 30 crores
- Aspire to plant 1,000 acres of forest in next 15 years in Punjab
- Plan to replace Furnace Oil with Natural Gas (being Greener Fuel), thus reducing load of carbon emissions going into environment
- Trees are planted every year to increase green area in and around factory, planted over 52,000 trees till March 2023 and also undertaken parks and other areas for development
- Focusing on water conservation by recharging water through 7 rainwater harvesting pits in factory and adopted more than 10 ponds for desilting
- Install renewable solar power plants in next 2-3 years to reduce carbon footprint
- Target – to bring down carbon footprint below 0.5 by 2030 and 0 by 2050, well ahead of India’s target of net 0 by 2070
- Disposing all types of wastes being generated in factory through agencies duly approved by Pollution Control Board



Social:

- Support principles of inclusive growth and equitable development through CSR initiatives for sustainable development in core business activities
- We have made several contributions towards:
 - (i) Preventive & Promoting Healthcare and Sanitation
 - (ii) Towards Environment sustainability
 - (iii) For Promoting Education
 - (iv) Towards Women Empowerment
 - (v) Towards socially and economically backward groups

ESG Initiatives



- Have In-house oxygen generation plants for our captive consumption. During Covid time, we had served society by supplying oxygen cylinders. During 2nd wave of Covid, we have been able to serve for 50% requirement of oxygen of Ludhiana city
- **Employee well being:**
 - ✓ We hadn't laid off anyone during Covid time, rather we had paid full salaries to our employees and ensured full payment to our contract workers. Apart from this, we had given timely increments, production incentives and above all distributed one time incentive for hard work done by entire team during tough times of Covid
 - ✓ In current year, we had developed well-equipped Health Fitness Centre in campus managed by professional trainer
 - ✓ We have launched 3 welfare policies in current year:
 - Chalo Ghar Bhi Banaye (Housing loan scheme)
 - Main Hoon Naa (Taking care of education of children on unfortunate demise of our employee till graduation irrespective of any College/University)
 - Vidwaan Bano (Scholarship of Rs. 50,000/- to outstanding children of our employees)
- **We are having strong Women Grievance handling mechanism in place**
- **We have various unique facilities and schemes for benefit of employees such as single roof canteen serving same food from Worker to MD**
- **Two full time Doctors posted in campus, promoting Trekking, Meditation in Vipasana or equivalent, helping to maintain BMI and more**

Governance:



- M/S B S R & Co LLP, affiliate of KPMG, Chartered Accountants are our Statutory Auditors.
- We are led by strong Board consisting of 11 members out of which 6 are independent directors. Chairperson is non-executive independent director. Our Board includes two women directors, out of which one is independent director.
- Aichi Steel Corporation Japan, main steel supplier to Toyota Group had selected us as their partner and entered strategic alliance in 2019 along with equity participation in VSSL and have seat on the Board

Thank You



534392



NSE VSSL
National Stock Exchange of India Limited



VSSL IN



VARM.BO

For further information, please contact:

Company :

Vardhman Special Steels Limited

Mr. Sanjeev Singla

sanjeevsingla@vardhman.com

www.vardhmansteel.com

Investor Relations Advisors :

Adfactors PR Pvt. Ltd.

Mr. Amit Sharma

+91 9867726686

amit.sharma@adfactorspr.com

Ms. Disha Shah

+91 9699060134

disha.shah@adfactorspr.com

www.adfactorspr.com