



बैंक ऑफ महाराष्ट्र
Bank of Maharashtra
भारत सरकार का बैंक
एक परिवार एक बैंक

AX1/ISD/STEX/2020-21

Date 23.07.2020

The General Manager,
Department of Corporate Services,
BSE Ltd.,
P.J Towers,
Dalal Street, Fort,
Mumbai - 400 001

The Vice President,
Listing Department,
National Stock Exchange of India Ltd.,
Exchange Plaza,
Bandra Kurla Complex,
Bandra (East), Mumbai - 400 051

BSE Scrip Code: 532525

NSE Scrip Code: MAHABANK-EQ

Dear Sir/ Madam,

Sub: Outcome of Board Meeting of Bank held on 23rd July, 2020.


This is to inform you that the Board of Directors of Bank in its meeting held on Thursday, 23rd July, 2020 at Pune *interalia* considered and approved the Unaudited Financial Statements (Standalone and Consolidated) of Bank for the First Quarter ended 30th June, 2020.

A copy of Unaudited Financial Statements (Standalone and Consolidated) of Bank for the First Quarter ended 30th June, 2020 along with Limited Review Report is enclosed in compliance with regulation 33 of SEBI (Listing Obligations and Disclosure Requirements) Regulations, 2015.

The meeting of Board of Directors of Bank commenced at 12 Noon and concluded at 4.00 p.m.

Kindly take the same on your records.

Thanking you,


(R.T. Parulekar)
Board Secretary



Head Office: "Lokmangal", 1501, Shivajinagar, Pune - 411005

Tel.: 020 25511360 / 25614330 Email: investor_services@mahabank.co.in Website: www.bankofmaharashtra.in



बैंक ऑफ महाराष्ट्र
Bank of Maharashtra

भारत सरकार का उद्यम


एक परिवार एक बैंक

Head office: Lokmangal, 1501, Shivajinagar, Pune – 411 005

Standalone unaudited (Reviewed) Financial Results for the Quarter ended 30th June 2020


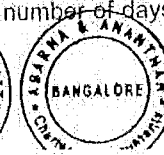


(Rs. in lakh)

	QUARTER ENDED			YEAR ENDED
	30.06.2020	31.03.2020	30.06.2019	31.03.2020
	(Reviewed)	(Audited)	(Reviewed)	(Audited)
1 Interest earned (a) + (b) + (c) + (d)	289624	280630	277264	1149544
(a) Interest / discount on advances / bills	169108	157770	152219	640927
(b) Income on Investment	99685	98904	102784	420269
(c) Interest on balances with Reserve Bank of India and other inter bank funds	16276	8662	5203	24098
(d) Others	4555	15294	17058	64250
2 Other Income	36857	39200	41924	164923
A. TOTAL INCOME (1+2)	326481	319830	319188	1314467
3 Interest Expended	180832	178380	177581	721665
4 Operating Expenses (e) + (f)	74642	81943	75762	308096
(e) Employees cost	48601	48064	42998	174382
(f) Other operating expenses	26041	33879	32764	133714
B. TOTAL EXPENDITURE (3)+(4) (excluding Provisions and Contingencies)	255474	260323	253343	1029761
C. OPERATING PROFIT (A-B) (Profit before Provisions and Contingencies)	71007	59507	65845	284706
D. Provisions (other than tax) and Contingencies (Net)	60894	91011	92072	310748
Of which: Provisions for Non-performing Assets	40891	71742	103744	295294
E. Exceptional Items	0	0	0	0
F. Net Profit / (Loss) before Tax (C-D-E)	10113	(31504)	(26227)	(26042)
G Provision for taxes	11	(37261)	(34336)	(64900)
H Net Profit / (Loss) after Tax (F-G)	10102	5757	8109	38858
I. Extraordinary items (net of tax expense)		0	0	0.00
J Net Profit / (Loss) for the period (H-I)	10102	5757	8109	38858
5 Paid-up equity share capital (FV of Rs. 10 per share)	582411	582411	582411	582411
6 Reserves excluding revaluation reserves (as per Balance Sheet of previous accounting year)	366665	366665	161317	366665
7 Analytical ratios				
(i) Percentage of shares held by Govt. of India	92.49	92.49	92.49	92.49
(ii) Capital Adequacy Ratio (Basel III) (%)	13.21	13.52	11.69	13.52
(a) CET 1 Ratio	10.23	10.67	9.68	10.67
(b) Additional Tier 1 Ratio	0.00	0.00	0.03	0.00
(iii) Earning per share (in Rs.) (Not Annualized)	0.17	0.10	0.14	0.67
(iv) a) Amount of gross non performing assets	1055853	1215215	1664958	1215215
b) Amount of net non performing assets	367739	414538	485627	414538
c) % of gross NPAs	10.93	12.81	17.90	12.81
d) % of net NPAs	4.10	4.77	5.98	4.77
(v) Return on Assets (annualized) (%)	0.22	0.13	0.20	



**NOTES FORMING PART OF REVIEWED STANDALONE FINANCIAL RESULTS FOR
THE QUARTER ENDED JUNE 30, 2020**

- 1 The above Standalone Financial Results have been reviewed by the Audit Committee of the Board and approved by the Board of Directors in its meeting held on July 23, 2020. The results have been subjected to review by the Statutory Central Auditors of the Bank and are in compliance as per the Listing Agreement with Stock Exchanges.
- 2 The Standalone Financial Results for the quarter ended June 30, 2020 have been arrived at after considering provision for non-performing assets, standard assets (including COVID -19 provision), restructured accounts, loss on sale of assets to ARCs, provision on advances under SDR, Insolvency & Bankruptcy Code, depreciation/provision on investments, provision for exposure to entities with unhedged foreign currencies, depreciation on fixed assets, taxes and other usual and necessary provisions on the basis of prudential norms and specific guidelines issued by RBI and on the basis of the accounting policies as those followed in the preceding financial year ended March 31, 2020
- 3 During the quarter ended June 30, 2020, the Bank has changed the method of recognizing the income from locker rent in the quarter in which it is received to method of recognizing the same proportionately among 4 quarters. Had the Bank continued with the old method, the profit for the quarter would have been more by Rs.19.25 Crore.
- 4 Pending Bipartite agreement on wage revision, a sum of Rs.96.47 Crore has been provided during the quarter ended June 30, 2020 towards wage arrears. (cumulative provision held as on June 30, 2020 for wage arrears is Rs.308.85 Crore).
- 5 The Government of India vide its notification F. No. 4(16)- B(W & M)/2019 dated March 17, 2020 infused Rs.831 crore for preferential allotment of equity shares and the amount was accounted for as share application money pending for allotment as on June 30, 2020. Bank has considered such amount received from Government of India as a part of Common Equity Tier 1 (CET 1) capital as on June 30, 2020 pending allotment.
- 6 In accordance with RBI circular No DBOD.NO.BP.BC.2/21.06.201/2013-14 dated July 1, 2013 Banks are required to make Pillar III disclosures under Basel III capital requirements w.e.f. September 30, 2013. The disclosures are being made available on Bank's website www.bankofmaharashtra.in.
- 7 Non-performing Loans Provision Coverage Ratio (PCR) as on June 30, 2020 is 85.62% (81.24% as on June 30, 2019). Non-performing Loans Provision Coverage Ratio (PCR) as on June 30, 2020 excluding TWO is 65.26%. Net Non-Performing Assets of the Bank as on June 30, 2020 is 4.10% (5.98% as on June 30, 2019)
- 8 The Bank holds 100% provision in respect of loans and advances classified as fraud during the quarter ended June 30, 2020.
- 9 The spread of SARS – COV 2 virus responsible for COVID- 19 has resulted a lockdown in India and across the globe. The continued lockdown has resulted in significant decline in global and local economic activities. The situation continues to be uncertain and Bank is closely monitoring the situation. Despite these prevalent conditions, there would not be significant impact on Bank's financial results and going concern assumptions.
- 10 In accordance with RBI guidelines relating to 'COVID 19 Regulatory Package' on asset classification and provisioning, dated 27.03.2020, 17.04.2020, and 23.05.2020 and clarification issued by RBI through Indian Bankers Association dated 06.05.2020, Bank has granted a moratorium on payment of installments and or interest as applicable, falling due between March 1, 2020 and August 31, 2020 to eligible borrowers classified as standard, even if overdue, as on February 29, 2020. The moratorium period, wherever granted, shall be excluded by the Bank from the number of days the account is past




due for the purpose of asset classification under IRAC norms. During the quarter ended 30.06.2020, the Bank has made COVID 19 related provisions of Rs.275 Crore. Bank holds cumulative provision of Rs.425 Crores in this regard as on 30.06.2020 which is more than minimum required as per the RBI guidelines


11 Status of Investor Complaints during the quarter ended June 30, 2020


Complaints un-resolved at the beginning of the quarter	Received	Resolved	Unresolved at the end of the quarter
0	0	0	0


12 The figures for the quarter ended March 31, 2020 are the balancing figures between audited figures in respect of the financial year 2019-20 and the published year to date figures upto December 31, 2019.


13 Figures of the previous periods have been regrouped / reclassified / rearranged, wherever necessary to conform to the current period classification.



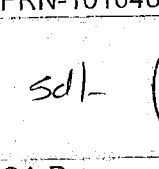


Sudhir Bajpai
Dy. General Manager, FM&A


Sanjay Rudra
General Manager, Corporate Credit
Alternate to GM - FMA


Y Nageswara Rao
Executive Director


Hemant Tamta
Executive Director


A.S. Rajeev
Managing Director & CEO

For M/s. M D Gujrati & Co Chartered Accountants FRN-005301N	For M/s. K Gopal Rao & Co Chartered Accountants FRN-000956S	For M/s. Batliboi & Purohit Chartered Accountants FRN-101048W	For M/s Abarna & Ananthan Chartered Accountants FRN- 000003S
 sdl	 sdl	 sdl	 sdl
CA Manohar Das Gujrati Partner M No 081552 New Delhi	CA Madan Gopal Narayanan Partner M No 211784 Chennai	CA Raman Hangekar Partner M No 030615 Mumbai	CA (Mrs) Lalitha Rameswaran Partner M No:207867 Bengaluru
UDIN: 20081552AAAABD9781	UDIN: 20211784AAAQ1400	UDIN: 20030615AAAADG7434	UDIN 20207867AAAABK4409

Place: Pune
Date: July 23, 2020



STANDALONE SEGMENT WISE REVENUE, RESULTS AND CAPITAL EMPLOYED FOR THE QUARTER & PERIOD ENDED 30th JUNE 2020

Rs. In lacs

S.N.	PARTICULARS	QUARTER ENDED			Period Ended
		30.06.2020	31.03.2020	30.06.2019	31.03.2020
		(Reviewed)	(Audited)	(Reviewed)	(Audited)
1	Segment Revenue				
	a) Treasury Operations	134152	123731	123958	498418
	b) Corporate / Wholesale Banking Operations	64489	92542	86774	370254
	c) Retail Banking Operations	121407	93006	87908	382510
	d) Other Banking Operations	6433	10551	20548	63285
	e) Unallocated	0	0	0	0
	Total	326481	319830	319188	1314467
	Less: Inter Segment Revenue	0	0	0	0
	Income from Operations	326481	319830	319188	1314467
2	Segment Results [Profit / (Loss) before Tax]				
	a) Treasury Operations	48091	51776	31910	126003
	b) Corporate / Wholesale Banking Operations	-31695	-37614	-58741	-141356
	c) Retail Banking Operations	-4886	-44898	-8915	-26502
	d) Other Banking Operations	-1397	-768	9519	15813
	e) Unallocated	0	0	0	0
	Total	10113	-31504	-26227	-26042
	Less: Other un-allocable expenditure net off	0	0	0	0
	Total Profit before Tax	10113	-31504	-26227	-26042
	Taxes including Deferred Taxes	11	-37261	-34336	-64900
	Extraordinary Profit / Loss	0	0	0	0
	Net Profit after Tax	10102	5757	8109	38858
3	Segment Assets (SA)				
	a) Treasury Operations	7329949	6449834	5503600	6449834
	b) Corporate / Wholesale Banking	6488049	5469889	5289752	5469889
	c) Retail Banking	2806964	3462044	3092752	3462044
	d) Other banking operations	1181901	1144615	1276395	1144615
	e) Unallocated	360286	360336	417513	360336
	Total assets	18167149	16886718	15580012	16886718
4	Segment Liabilities (SL)				
	a) Treasury Operations	7249855	6359478	5413186	6359478
	b) Corporate / Wholesale Banking	6176056	5183670	5180899	5183670
	c) Retail Banking	2604234	3272561	3010246	3272561
	d) Other banking operations	1034801	995481	905858	995481
	e) Unallocated	16573	0	24799	0
	f) Capital & Reserves & Surplus	1085630	1075528	1045024	1075528
	Total liabilities	18167149	16886718	15580012	16886718
5	Capital Employed (SA-SL)				
	a) Treasury Operations	80094	90356	90414	90356
	b) Corporate / Wholesale Banking Operations	311993	286219	108853	286219
	c) Retail Banking Operations	202730	189483	82506	189483
	d) Other Banking Operations	147100	149134	370537	149134
	e) Unallocated	343713	360336	392714	360336
	Total	1085630	1075528	1045024	1075528

Note 1. The Bank has only one geographical segment i.e Domestic Segment

2. Previous period figures have been regrouped / reclassified wherever necessary to make them comparable



SL

STANDALONE SUMMARISED BALANCE SHEET

(Rs.in Lakhs)

LIABILITIES	AS AT	
	30.06.2020	30.06.2019
Capital	582411	582411
Reserves and Surplus	503219	462613
Deposits	15298735	13894094
Borrowings	1276833	320517
Other Liabilities & Provisions	505951	320377
TOTAL	18167149	15580012
ASSETS		
Cash and Balances with Reserve Bank of India	1695612	804124
Balances with Banks and Money at Call and Short Notice	11871	8237
Investments	6072863	5248754
Advances	8973974	8120502
Fixed Assets	169599	172921
Other Assets	1243230	1225474
TOTAL	18167149	15580012



(Handwritten signature)



M/s. M D Gujrati & Co
Chartered Accountants,
Krishnashraya, J -8 (GF)
Green Park Extn, New Delhi-110016

M/s. Batliboi & Purohit
Chartered Accountants,
204, National Insurance Building, D. N.
Road, Fort,
Mumbai – 400 001



M/s. K Gopal Rao & Co
Chartered Accountants,
21, Mossa Street, T Nagar,
Chennai- 600 017

M/s. Abarna & Ananthan
Chartered Accountants,
521, 3rd Main 6th Block, 2nd Phase BSK III
Stage, Bengaluru-560085

Independent Auditors' Limited Review Report on Unaudited Standalone Financial Results of Bank of Maharashtra for the quarter ended June 30, 2020 pursuant to the Regulation 33 of SEBI (Listing Obligations and Disclosures Requirements) Regulations, 2015.

To
Board of Directors,
Bank of Maharashtra
Pune.

1. We have reviewed the accompanying statement of unaudited Standalone Financial Results of Bank of Maharashtra ("the Bank") for the quarter ended June 30, 2020 ('the statement'), being submitted by the Bank pursuant to the requirements of Regulation 33 of the Securities and Exchange Board of India (Listing Obligations and Disclosures Requirements) Regulations, 2015, as amended ("the Regulations"). The statement is the responsibility of the Bank's Management and has been reviewed by the Audit Committee of the Board and approved by the Board of Directors. Our responsibility is to issue a Report on this statement based on our review. The disclosures relating to "Pillar 3 Disclosure as at June 30, 2020, including leverage ratio and liquidity coverage ratio under Basel III Capital Regulations", as have been disclosed on the Bank's website and in respect of which a link has been provided in the Statement, have not been reviewed by us.
2. We conducted our review of the Statement in accordance with the Standard on Review Engagements (SRE) 2410 "Review of Interim Financial Information Performed by the Independent Auditor of the Entity", issued by the Institute of Chartered Accountants of India (ICAI). This Standard requires that we plan and perform the review to obtain moderate assurance as to whether the statement is free of material misstatement. A review is limited primarily to making inquiries of Bank personnel and analytical procedures applied to financial data and thus provides less assurance than an audit. We have not performed an audit and accordingly, we do not express an audit opinion.
3. The unaudited Standalone Financial Results incorporate the relevant returns of 20 branches and Treasury and International Banking Division (TIBD) reviewed by us. In the conduct of our Review we have relied on the review reports in respect of non-performing assets received from concurrent auditors of 30 branches, specifically appointed for this purpose. These review reports cover 50% percent of the





advances portfolio of the bank, 60.43% of non-performing assets of the Bank, including the financial results for Top 20 Branches and TIBD. Apart from these review reports, in the conduct of our review at Head Office/Zones, we have also relied upon various information and returns received from the 1799 unreviewed branches of the bank certified by the Branch Officials.

4. Based on our review conducted as above subject to limitation in scope as mentioned in Para 2 above, nothing has come to our attention that causes us to believe that the accompanying statement of unaudited Standalone Financial Results together with the notes thereon prepared in accordance with applicable accounting standards and other recognized accounting practices and policies has not disclosed the information required to be disclosed in terms of Regulation 33 of the SEBI (Listing Obligations and Disclosure Requirements) Regulations, 2015 as amended including the manner in which it is to be disclosed, or that it contains any material misstatement or that it has not been prepared in accordance with the relevant prudential norms issued by the Reserve Bank of India in respect of income recognition, asset classification, provisioning and other related matters.



5. Emphasis of Matters:

We draw attention to Note No. 3 regarding change in the method of accounting relating to the appropriation of income from locker rent and Note No. 9 regarding the impact of Covid-19 Pandemic on the Bank's operations & Standalone Financial Results, which remain uncertain & Bank is closely monitoring the situation.

Our conclusion is not modified in respect of these matters.

For M/s. M D Gujrati & Co Chartered Accountants FRN-005301N	For M/s. K Gopal Rao & Co Chartered Accountants FRN-000956S	For M/s. Batliboi & Purohit Chartered Accountants FRN-101048W	For M/s Abarina & Ananthan Chartered Accountants FRN- 000003S
sdl-		sdl-	
CA Manohar Das Gujrati Partner M No 081552 New Delhi UDIN: 20081552AAAABD9781	CA Madan Gopal Narayanan Partner M No 211784 Chennai UDIN: 20211784AAAAQT1400	CA Raman Hangekar Partner M No 030615 Mumbai UDIN: 20030615AAAADG7434	CA (Mrs) Lalitha Rameswaran Partner M No:207867 Bengaluru UDIN 20207867AAAABK4409

Place: Pune
Date: July 23, 2020





बैंक ऑफ महाराष्ट्र
Bank of Maharashtra


भारत सरकार का बैंक
एक परिवार एक बैंक

Head office: Lokmangal, 1501, Shivajinagar, Pune – 411 005

Unaudited (Reviewed) Consolidated Financial Results for the Quarter ended 30th June 2020

(Rs. in lakh)

	QUARTER ENDED			YEAR ENDED	
	30.06.2020	31.03.2020	30.06.2019	31.03.2020	
	(Reviewed)	(Audited)	(Reviewed)	(Audited)	
1	Interest earned (a) + (b) + (c) + (d)	289626	280633	277268	1149553
	(a) Interest / discount on advances / bills	169108	157770	152219	640927
	(b) Income on Investment	99687	98906	102786	420277
	(c) Interest on balances with Reserve Bank of India and other inter bank funds	16276	8662	5203	24098
	(d) Others	4555	15295	17060	64251
2	Other Income	36885	39219	41973	165023
A	TOTAL INCOME (1+2)	326511	319852	319241	1314576
3	Interest Expended	180810	178356	177561	721573
4	Operating Expenses (e) + (f)	74665	81981	75787	308196
	(e) Employees cost	48616	48095	43015	174459
	(f) Other operating expenses	26049	33886	32772	133737
B	TOTAL EXPENDITURE (3)+(4) (excluding Provisions and Contingencies)	255475	260337	253348	1029769
C	OPERATING PROFIT (A-B) (Profit before Provisions and Contingencies)	71036	59515	65893	284807
D	Provisions (other than tax) and Contingencies (Net)	60894	91011	92072	310749
	Of which: Provisions for Non-performing Assets	40891	71742	103744	295294
E	Exceptional Items	0.00	0.00	0.00	0.00
F	Net Profit / (Loss) before Tax (C-D-E)	10142	(31496)	(26179)	(25942)
G	Tax Expenses	16	(37255)	(34327)	(64874)
H	Net Profit / (Loss) after Tax (F-G)	10126	5759	8148	38932
I	Extraordinary items (net of tax expense)	0.00	0.00	0.00	0.00
J	Net Profit / (Loss) for the period (H-I)	10126	5759	8148	38932
K	Share in profit of Associates	381	(381)	763	952
L	Share of Minority Interest	0	0	0	0
M	Net Profit / (Loss) after minority interest (J+K-L)	10507	5378	8911	39884
5	Paid-up equity share capital (FV of Rs. 10 per share)	582411	582411	582411	582411
6	Reserves excluding revaluation reserves (as per Balance Sheet of previous accounting year)	382055	382055	175681	382055
7	Analytical ratios				
(i)	Percentage of shares held by Govt. of India	92.49	92.49	92.49	92.49
(ii)	Capital Adequacy Ratio (Basel III) (%)				
	(a) CET 1 Ratio				NA
	(b) Additional Tier 1 Ratio				
(iii)	Earning per share (in Rs.) (Not Annualized)				
	Basic EPS	0.18	0.10	0.15	0.69
	Diluted EPS	0.18	0.10	0.15	0.69
(iv)	a) Amount of gross non performing assets	1055853	1215215	1664958	1215215
	b) Amount of net non performing assets	367739	414538	485627	414538
	c) % of gross NPAs	10.93	12.81	17.90	12.81
	d) % of net NPAs	4.10	4.77	5.98	4.77
(v)	Return on Assets (annualized) (%)	0.22	0.13	0.20	0.23



NOTES FORMING PART OF REVIEWED CONSOLIDATED FINANCIAL RESULTS
FOR THE QUARTER ENDED JUNE 30, 2020

- 1 The above Consolidated Financial Results of Bank of Maharashtra including Subsidiary and Associate (hereinafter referred as "group") have been reviewed by the Audit Committee of the Board and approved by the Board of Directors in its meeting held on July 23, 2020. The results have been subjected to review by the Statutory Central Auditors of the Bank and are in compliance as per the Listing Agreement with Stock Exchanges.
- 2 The above Consolidated Financial Results are prepared in accordance with Accounting Standard 21 on "Accounting for Consolidated Financial Statements", Accounting standard 23 on "Accounting for investment in Associates" in CFS.
- 3 In accordance to SEBI regulations, for the purpose of quarterly consolidated financial results, minimum eighty percent of each of consolidated revenue, assets and profits have been included subject to audit.
- 4 The Consolidated Financial Results of the group comprised as under:-
 - i. Bank of Maharashtra (Holding Company).
 - ii. The Maharashtra Executor and Trustee Company Private Limited (Subsidiary Company).
 - iii. Maharashtra Gramin Bank (Associate Company).
- 5 The Consolidated Financial Results for the quarter ended June 30, 2020 have been arrived at after considering provision for non-performing assets, standard assets (including COVID -19 provision), restructured accounts, loss on sale of assets to ARCs, provision on advances under SDR, Insolvency & Bankruptcy Code, depreciation/provision on investments, provision for exposure to entities with unhedged foreign currencies, depreciation on fixed assets, taxes and other usual and necessary provisions on the basis of prudential norms and specific guidelines issued by RBI and on the basis of the accounting policies as those followed in the preceding financial year ended March 31, 2020
- 6 During the quarter ended June 30, 2020, the Bank has changed the method of recognizing the income from locker rent in the quarter in which it is received to method of recognizing the same proportionately among 4 quarters. Had the Bank continued with the old method, the profit for the quarter would have been more by Rs.19.25 Crore.
- 7 Pending Bipartite agreement on wage revision, a sum of Rs.96.47 Crore has been provided during the quarter ended June 30, 2020 towards wage arrears. (cumulative provision held as on June 30, 2020 for wage arrears is Rs.308.85 Crore).
- 8 The Government of India vide its notification F. No. 4(16)- B(W & M)/2019 dated March 17, 2020 infused Rs. 831 crore for preferential allotment of equity shares and the amount was accounted for as share application money pending for allotment as on June 30, 2020. Bank has considered such amount received from Government of India as a part of Common Equity Tier 1 (CET 1) capital as on June 30, 2020 pending allotment
- 9 In accordance with RBI circular No DBOD.NO.BP.BC.2/21.06.201/2013-14 dated July 1, 2013 Banks are required to make Pillar III disclosures under Basel III capital requirements w.e.f. September 30, 2013. The disclosures are being made available on Bank's website www.bankofmaharashtra.in.
- 10 Non-performing Loans Provision Coverage Ratio (PCR) as on June 30, 2020 is 85.62% (81.24%-as on June 30, 2019). Non-performing Loans Provision Coverage Ratio (PCR) as on June 30, 2020 excluding TWO is 65.26%. Net Non-Performing Assets of the Bank as on June 30, 2020 is 4.10% (5.98% as on June 30, 2019)
- 11 The Bank holds 100% provision in respect of loans and advances classified as fraud during the quarter ended June 30, 2020.



12 The spread of SARS – COV 2 virus responsible for COVID- 19 has resulted a lockdown in India and across the globe. The continued lockdown has resulted in significant decline in global and local economic activities. The situation continues to be uncertain and Bank is closely monitoring the situation. Despite these prevalent conditions, there would not be significant impact on Bank's financial results and going concern assumptions.


13 In accordance with RBI guidelines relating to 'COVID 19 Regulatory Package' on asset classification and provisioning, dated 27.03.2020, 17.04.2020, and 23.05.2020 and clarification issued by RBI through Indian Bankers Association dated 06.05.2020, Bank has granted a moratorium on payment of installments and or interest as applicable, falling due between March 1, 2020 and August 31, 2020 to eligible borrowers classified as standard, even if overdue, as on February 29, 2020. The moratorium period, wherever granted, shall be excluded by the Bank from the number of days the account is past due for the purpose of asset classification under IRAC norms. During the quarter ended 30.06.2020, the Bank has made COVID 19 related provisions of Rs.275 Crore. Bank holds cumulative provision of Rs.425 Crores in this regard as on 30.06.2020 which is more than minimum required as per the RBI guidelines


14 Status of Investor Complaints during the quarter ended June 30, 2020

Complaints un-resolved at the beginning of the quarter	Received	Resolved	Unresolved at the end of the quarter
0	0	0	0

15 The figures for the quarter ended March 31, 2020 are the balancing figures between audited figures in respect of the financial year 2019-20 and the published year to date figures upto December 31, 2019.


16 Figures of the previous periods have been regrouped / reclassified / rearranged, wherever necessary to conform to the current period classification.






Sudhir Bajpai
Dy. General Manager, FM&A


Sanjay Rudra
General Manager, Corporate Credit
Alternate to GM – FMA

sdl-
Y Nageswara Rao
Executive Director


Hemant Tamta
Executive Director


A.S. Rajeev
Managing Director & CEO

For M/s. M D Gujrati & Co	For M/s. K Gopal Rao & Co	For M/s. Batliboi & Purohit	For M/s. Abarna & Ananthan
FRN-005301N	FRN-000956S	FRN-101048W	FRN-000003S
Chartered Accountants	Chartered Accountants	Chartered Accountants	Chartered Accountants
sdl- 		sdl- 	sdl- 
CA Manohar Das Gujrati Partner	CA Madan Gopal Narayanan Partner	CA Raman Hangekar Partner	CA (Mrs.) Lalitha Rameswaran Partner
M No 081552	M No 211784	M No 030615	M No 207867
UDIN 20081552AAAABE3701	UDIN 20211784AAAAQU7433	UDIN 20030615AAAADH2462	UDIN 20207867AAAABL1163

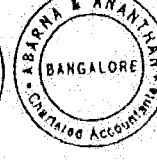

Place: Pune
Date: July 23, 2020



**CONSOLIDATED SEGMENT WISE REVENUE, RESULTS AND CAPITAL EMPLOYED FOR THE QUARTER & PERIOD ENDED
30th JUNE 2020**

S.N.	PARTICULARS	QUARTER ENDED			Period Ended
		30.06.2020	31.03.2020	30.06.2019	31.03.2020
		(Reviewed)	(Audited)	(Reviewed)	(Audited)
1	Segment Revenue				
	a) Treasury Operations	134152	123731	123958	498418
	b) Corporate / Wholesale Banking Operations	64489	92542	86774	370254
	c) Retail Banking Operations	121407	93006	87908	382510
	d) Other Banking Operations	6844	10191	21364	64346
	e) Unallocated	0	0	0	0
	Total	326892	319470	320004	1315527
	Less: Inter Segment Revenue	0	0	0	
	Income from Operations	326892	319470	320004	1315527
2	Segment Results [Profit / (Loss) before Tax]				
	a) Treasury Operations	48091	51776	31910	126003
	b) Corporate / Wholesale Banking Operations	(31687)	(37602)	(58741)	(141311)
	c) Retail Banking Operations	(4871)	(44886)	(8915)	(26455)
	d) Other Banking Operations	(1010)	(1165)	10330	16773
	e) Unallocated	0	0	0	0
	Total	10523	(31877)	(25416)	(24990)
	Less: Other un-allocable expenditure net off	0	0	0	0
	Total Profit before Tax	10523	(31877)	(25416)	(24990)
	Taxes including Deferred Taxes	16	(37255)	(34327)	(64874)
	Extraordinary Profit / Loss	0	0	0	0
	Net Profit after Tax	10507	5378	8911	39884
3	Segment Assets				
	a) Treasury Operations	7329949	6449834	5503600	6449834
	b) Corporate / Wholesale Banking	6488049	5469889	5289752	5469889
	c) Retail Banking	2806964	3462044	3092752	3462044
	d) Other banking operations	1197306	1159650	1291257	1159650
	e) Unallocated	360286	360336	417513	360336
	Total assets	18182554	16901753	15594874	16901753
4	Segment liabilities				
	a) Treasury Operations	7249855	6359478	5413186	6359478
	b) Corporate / Wholesale Banking	6176056	5183670	5180899	5183670
	c) Retail Banking	2604234	3272561	3010246	3272561
	d) Other banking operations	1034412	995126	905555	995126
	e) Unallocated	16573	0	24799	0
	f) Capital & Reserves & Surplus	1101424	1090918	1060189	1090918
	Total liabilities	18182554	16901753	15594874	16901753
5	Capital Employed (Segment Assets- Segment Liabilities)				
	a) Treasury Operations	80094	90356	90414	90356
	b) Corporate / Wholesale Banking Operations	311993	286219	108853	286219
	c) Retail Banking Operations	202730	189483	82506	189483
	d) Other Banking Operations	162894	164524	385702	164524
	e) Unallocated	343713	360336	392714	360336
	Total	1101424	1090918	1060189	1090918

Note 1. The Group has only one geographical segment i.e Domestic Segment
2. Previous period figures have been regrouped / reclassified wherever necessary to make them comparable



[Handwritten signature and stamp]

CONSOLIDATED SUMMARISED BALANCE SHEET

(Rs.in Lakhs)

LIABILITIES	AS AT	
	30.06.2020	31.03.2019
Capital	582411	582411
Reserves and Surplus	519014	477778
Deposits	15297102	13892608
Borrowings	1276833	320517
Other Liabilities & Provisions	507194	321560
TOTAL	18182554	15594874
ASSETS		
Cash and Balances with Reserve Bank of India	1695612	804124
Balances with Banks and Money at Call and Short Notice	11875	8237
Investments	6088218	5263538
Advances	8973974	8120502
Fixed Assets	169599	172921
Other Assets	1243276	1225552
TOTAL	18182554	15594874



M/s. M D Gujrati & Co
Chartered Accountants,
Krishnashraya, J -8 (GF)
Green Park Extn, New Delhi-110016

M/s. K Gopal Rao & Co
Chartered Accountants,
21, Mossa Street, T Nagar,
Chennai- 600 017



M/s. Batliboi & Purohit
Chartered Accountants,
204, National Insurance Building, D. N.
Road, Fort,
Mumbai – 400 001

M/s. Abarna & Ananthan
Chartered Accountants,
521, 3rd Main 6th Block, 2nd Phase
BSK III Stage, Bengaluru-560085

Independent Auditors' Limited Review Report on Unaudited Consolidated Financial Results of Bank of Maharashtra for the quarter ended June 30, 2020 pursuant to the Regulation 33 of SEBI (Listing Obligations and Disclosures Requirements) Regulations, 2015.

To
Board of Directors,
Bank of Maharashtra
Pune.

1. We have reviewed the accompanying statement of unaudited Consolidated Financial Results of Bank of Maharashtra ("the Parent" or "the Bank"), its subsidiary (the Parent and its subsidiary together referred to as "the Group") and its share of the net profit after tax of its associate for the quarter ended June 30, 2020 ("the Statement"), being submitted by the Bank pursuant to the requirements of Regulation 33 of the Securities and Exchange Board of India (Listing Obligations and Disclosures Requirements) Regulations, 2015 (as amended). The Statement is the responsibility of the Bank's Management and has been approved by the Board of Directors. Our responsibility is to issue a Report on this consolidated statement based on our review. The disclosures relating to "Pillar 3 Disclosure as at June 30, 2020, including leverage ratio and liquidity coverage ratio under Basel III Capital Regulations", as have been disclosed on the Bank's website and in respect of which a link has been provided in the Statement, have not been reviewed by us.
2. This Statement, which is the responsibility of the Bank's Management and approved by the Bank's Board of Directors, has been prepared in accordance with the recognition and measurement principles laid down in Accounting Standard 25 "Interim Financial Reporting", issued by the Institute of Chartered Accountants of India (ICAI), the relevant provisions of the Banking Regulation Act, 1949, the circulars, guidelines and directions issued by the Reserve Bank of India (RBI) from time to time ("RBI Guidelines") and other accounting principles generally accepted in India. Our responsibility is to express a conclusion on the Statement based on our review.
3. We conducted our review of the Statement in accordance with the Standard on Review Engagements (SRE) 2410 "Review of Interim Financial Information Performed by the Independent Auditor of the Entity", issued by ICAI. A review of interim financial information consists of making inquiries, primarily of persons responsible for financial and accounting matters and applying analytical and other review procedures. A review is substantially less in scope than an audit conducted in accordance with Standards on Auditing and consequently does not enable us to obtain assurance that we would become aware of all significant matters that might be identified in an audit. Accordingly, we do not express an audit opinion. We also performed procedures in accordance with the circular issued by SEBI under Regulation 33 (8) of the SEBI (Listing Obligations and Disclosure Requirements) Regulations, 2015, as amended to the extent applicable.



4. The statement includes results of the following entities:



- i. Bank of Maharashtra (Holding Company)
- ii. The Maharashtra Executor and Trustee Company Private Limited (Subsidiary Company)
- iii. Maharashtra Gramin Bank (Associate Company)

5. Based on our review conducted and procedures performed as stated in paragraph 3 above and based on the consideration of the review reports of the branch auditors and other auditors referred to in paragraph 6 below, nothing has come to our attention that causes us to believe that the accompanying Statement prepared in accordance with the recognition and measurement principles laid down in the aforesaid Accounting Standard, RBI Guidelines and other accounting principles generally accepted in India, has not disclosed the information required to be disclosed in terms of Regulation 33 of the SEBI (Listing Obligations and Disclosure Requirements) Regulations, 2015, as amended, including the manner in which it is to be disclosed, except for the disclosures relating to Pillar 3 as at June 30, 2020, including leverage ratio and liquidity coverage ratio under Basel III Capital Regulations as have been disclosed on the Bank's website and in respect of which a link has been provided in the Statement and have not been reviewed by us, or that it contains any material misstatement.

6. We did not review the interim financial information of 30 branches included in the standalone unaudited interim financial results of the entities included in the Group, whose results reflect total assets of Rs.1190966 lakh as at June 30, 2020 and total revenues of Rs. 17932 lakh for the quarter ended June 30, 2020, as considered in the respective standalone unaudited interim financial results of the entities included in the Group. The interim financial results of these branches have been reviewed by the concurrent auditors whose reports have been furnished to us and our conclusion in so far as it relates to the amounts and disclosures included in respect of these branches, is based solely on the report of such concurrent auditors and the procedures performed by us as stated in paragraph 3 above.

We did not review the interim Financial information of one subsidiary included in the Consolidated unaudited Financial Results, whose Interim Financial Results reflect total assets of Rs. 1791 lakhs as at June 30, 2020 and total revenues of Rs. 52 lakhs and total net profit (after tax) of Rs. 14 lakhs for the quarter ended June 30, 2020 as considered in the Consolidated Unaudited Financial Results. The Consolidated Unaudited Financial Results also includes Group's share of net profit after tax of Rs. 381 lakhs for the quarter ended June 30, 2020, as considered in the Consolidated Unaudited Financial Results, in respect of one associate, whose Interim Financial Results has not been reviewed by us. These Interim Financial Results have been reviewed by other auditors whose reports have been furnished to us by the Management and our conclusion on the Statement, in so far as it relates to the amounts and disclosures included in respect of this subsidiary and associate, is based solely on the reports of the other auditors and the procedures performed by us as stated in paragraph 3 above.

Our conclusion on the Statement is not modified in respect of the above matters.







7. The Consolidated Unaudited Financial Results include the Interim Financial Results which have not been reviewed of 1799 branches included in the Standalone Unaudited Interim Financial Results of the entities included in the Group, whose results reflect total assets of Rs. 5630280 lakhs as at June 30, 2020 and total revenues of Rs.172486 lakhs for the quarter ended June 30, as considered in the respective Standalone Unaudited Interim Financial Results of the entities included in the Group. According to the information and explanations given to us by the Management these Interim Financial Results are not material to the Group.

8. Emphasis of Matters

We draw attention to Note No. 6 regarding change in the method of accounting relating to the appropriation of income from locker rent and Note No. 12 regarding the impact of Covid-19 Pandemic on the Bank's operations & financial results, which remain uncertain & Bank is closely monitoring the situation.

Our conclusion is not modified in respect of this matter.

For M/s. M D Gujrati & Co Chartered Accountants FRN-005301N	For M/s. K Gopal Rao & Co Chartered Accountants FRN-000956S	For M/s. Batliboi & Purohit Chartered Accountants FRN-101048W	For M/s Abarna & Ananthan Chartered Accountants FRN- 000003S
sd/-	 	sd/-	 
CA Manohar Das Gujrati Partner M No 081552 Delhi UDIN: 20081552AAAABE3701	CA Madan Gopal Narayanan Partner M No 211784 Chennai UDIN: 20211784AAAQU7433	CA Raman Hangekar Partner M No 030615 Mumbai UDIN: 20030615AAAADH2462	CA (Mrs) Lalitha Rameswaran Partner M No:026379 Bengaluru UDIN: 20207867AAAABL1163

Place: Pune
Date: July 23, 2020



PRESS RELEASE

Date: 23rd July, 2020

Bank of Maharashtra earned net profit of INR 101 crore for the 1st quarter of FY 2020-21

Results at a Glance

Operating performance:

- Net Profit for Q1 of FY20-21 grew by 24.72% on Y-o-Y basis and 75.47 % on sequential basis to INR 101 crore.
- Operating profit for Q1 of FY20-21 grew by 7.91% on Y-o-Y basis and 19.33% on sequential basis to INR 710 crore.
- Yield on advance for Q1 of FY 20-21 increased by 67 basis points on Y-o-Y basis and 83 basis points on sequential basis to 7.69%
- NII for Q1 of FY20-21 grew by 9.14% on Y-o-Y basis and 6.40% on sequential basis to INR 1087.92 crore

Business Growth:

- Total Business increased to INR 2,49,608 crore as on 30.06.2020 as against INR 2,31,973 crore as on 30.06.2019 showing Y-o-Y growth of 7.60%.
- Bank is maintaining a healthy CASA Ratio of 50%. CASA increased by 13.51% on Y-o-Y basis to Rs.75824 crore.
- Savings deposits grew by 14.45% on Y-o-Y basis to INR 63814 crore.
- Total deposits grew by 10.11% Y-o-Y basis to INR 152987 crore.
- Gross Advances grew by 3.86 % to INR 96,621 crore on Y-o-Y basis as on 30.06.2020
- Retail advances for Q1 of FY20-21 grew by 31.36% on Y-o-Y basis and 6.05% on sequential basis.
- MSME advances for Q1 of FY20-21 grew by 35.92% on Y-o-Y basis and 7.28% on sequential basis.

Capital Position:

- Capital adequacy at 13.21% with Common Equity Tier 1 ratio of 10.23% as on 30.06.2020
- Liquidity Coverage Ratio at 232.33%.

Asset quality:

- Net NPA declined to 4.10% as on 30.06.2020 against 5.98% as on 30.06.2019. The same was 4.77% as on 31.03.2020.
- Gross NPA reduced to 10.93% as on 30.06.2020 against 17.90% as on 30.06.2019. The same was 12.81% as on 31.03.2020
- Provision Coverage ratio improved to 85.62% as on 30.06.2020 as against 81.24% as on 30.06.2019. The same was 83.97% as on 31.03.2020
- In terms of RBI circular dated 17th April, 2020 on Covid-19, Bank has made provision of INR 275 crore in Q1 of FY20-21 towards Covid-19 Regulatory Package Provision and cumulative provision of INR 425 crore as on 30.06.2020 as against regulatory requirement of INR 75 crore @ 10%.



The Board of Directors of Bank of Maharashtra approved the financial results for the quarter ended 30th June, 2020 at its meeting held in Pune on Thursday, 23rd July, 2020.

Profit & Loss Account: Period ended 30th June, 2020

- ① Net profit increased to Rs 101 crore for the quarter ended 30.06.2020 as against Net profit of Rs 81 crore for the quarter ended 30.06.2019. The net profit for the quarter ended 31.03.2020 was Rs 58 crore.
- ① Operating profit for the quarter ended 30.06.2020 increased to Rs 710 (increase of Rs.52 crore showing growth of 7.84 %) as against Rs 658 crore for the quarter ended 30.06.2019. Operating profit for the quarter ended 31.03.2020 was Rs 595 crore.
- ① Net Interest Income increased to Rs 1,088 crore (Increase of Rs. 91 crore showing growth of 9.14 %) for the quarter ended 30.06.2020 as against Rs 997 crore for the quarter ended 30.06.2019. The same was Rs 1,023 crore for the quarter ended 31.03.2020 and Rs.4279 crore for the year ended 31.03.2020.
- ① Yield on advances for the quarter ended 30.06.2020 increased to 7.69 % as against 7.02% for the quarter ended 30.06.2019. The same was 6.86% for the quarter ended 31.03.2020
- ① Cost to Income Ratio improved to 51.25 % for the quarter ended 30.06.2020 as compared to 53.50% for the quarter ended 30.06.2019. The same was 57.93% for the quarter ended 31.03.2020

Balance Sheet: As on 30th June, 2020

- ① Total business increased to Rs.2,49,608 crore as on 30.06.2020 as against Rs.2,31,973 crore as on 30.06.2019. Total business stood at Rs 2,44,955 crore on 31.03.2020.
- ① Total deposits increased to Rs 152987 crore as on 30.06.2020 as against Rs.138941 crore as on 30.06.2019. Total deposit stood at Rs 1,50,066 crore as on 31.03.2020.
- ① CASA deposits increased from Rs 66,801 crore as on 30.06.2019 to Rs 75824 crore as on 30.06.2020, registering a growth of Rs 9,023 crore(13.51%) on Y-o-Y basis. The same was Rs 75475 crore as on 31.03.2020. Share of CASA to total deposits stood at 50% as on 30.06.2020



Capital Adequacy

- † Capital Adequacy Ratio under Basel III framework stood at 13.21% as on 30.06.2020 as compared to 11.69% as on 30.06.2019.
- † CET 1 ratio of 10.23% is well above regulatory minimum.

Asset Quality

- † Gross and Net NPA levels as on 30.06.2020 stood at Rs. 10,559 crore (10.93%) and Rs 3,677 crore (4.10%) respectively, as against Rs 16,650 crore (17.90%) and Rs 4,856 crore (5.98%) as on 30.06.2019. Gross and Net NPA were Rs 12152 crore (12.81%) and Rs 4,145 crore (4.77%) respectively as on 31.03.2020.
- † Provision Coverage Ratio increased to 85.62% as on 30.06.2020 as against 81.24% as on 30.06.2019. The same was 83.97% as on 31.03.2020. The increase in Provision Coverage Ratio is mainly on account of Covid-19 Provision of Rs 425 crore as on 30.06.2020.

Covid Relief

24% of Customers availed moratorium of term loans as announced by RBI. COVID-19 related loans amounting to Rs 2500 crore were sanctioned during quarter ended 30th June, 2020 in MSME sector. Around 97% of Branches & 89 % of ATM remained operational during this Corona pandemic. Robust protective measures (sanitization, fumigation, protective gears etc) taken up at branches, offices & ATMs. BoM employee donated Rs 5 crore to PM-Cares fund and various State CM Relief Fund. Bank has also undertaken various activities to support Corona warriors by distributing face masks, gloves water bottles, food packets, grocery items etc.

Bank has extended support to customers during this pandemic which inter-alia include the following measures: -

1. Moratorium period of 6 (3+3) months of loan/ deferment of interest on CC for the period from 01.03.2020 to 31.08.2020
2. GECL (Guaranteed Emergency Credit Line) scheme to provide working capital loan upto 20% of the borrowers total outstanding credit
3. AD-HOC LINE OF CREDIT COVID-19 by way of SLC (Stand by Line of Credit)
4. COVID19 Mahabank SHG Rahat Yojana
5. COVID-19 Mahabank Kisan Rahat Yojana
6. Waiver of select service charges in Current and Savings account on account of COVID-1



Topline – Business

(Rs in crore)

Particulars	As on			Growth	
	Jun 19	Mar 20	Jun 20	Y-o-Y	Q-o-Q
Total Business	231973	244955	249608	7.60%	1.90%
Deposits	138941	150066	152987	10.11%	1.95%
of which CASA	66801	75475	75824	13.51%	0.46%
CASA Share (%) to Total Deposit	48.08%	50.29%	49.56%		
Gross Advances	93032	94889	96621	3.86%	1.83%
Gross Investment	52861	58171	61150	15.68%	5.12%

Profitability

(Rs in crore)

Particulars	Quarter Ended			Change	
	Jun 19	Mar 20	Jun 20	Y-o-Y	Q-o-Q
Total Income	3192	3198	3265	2.28%	2.09%
Total Expenses	2533	2603	2555	0.86%	-1.85%
Operating Profit	658	595	710	7.91%	19.34%
Provisions & Cont. other than taxes	921	910	609	-33.88%	-33.08%
Profit before tax	(262)	(315)	101	138.60%	132.10%
Tax Expense	(343)	(373)	0	-	-
Net Profit	81	58	101	24.72%	74.17%

Balance Sheet

(Rs in crore)

LIABILITIES	As on		
	Jun 19	Mar 20	Jun 20
Capital	5824	5824	5824
Reserves and Surplus	4626	4931	5032
Deposits	138941	150066	152987
Borrowings	3205	3670	12768
Other Liabilities & Provisions	3204	4375	5060
TOTAL	155800	168867	181671
ASSETS			
Cash and Balances with Reserve Bank of India	8041	10354	16956
Balances with Banks and Money at Call and Short Notice	82	93	119
Investments	52488	57741	60729
Advances (Net)	81205	86872	89740
Fixed Assets	1729	1676	1696
Other Assets	12255	12132	12432
TOTAL	155800	168867	181671

A presentation for investors is being separately placed on the Banks website www.bankofmaharashtra.in



बैंक ऑफ महाराष्ट्र
Bank of Maharashtra

भारत सरकार का उद्यम

एक परिवार एक बैंक

FINANCIAL RESULTS

Quarter Ended 30th June, 2020



www.bankofmaharashtra.in

23/07/2020

Major Highlights



बैंक ऑफ महाराष्ट्र
Bank of Maharashtra
भारत सरकार का उद्यम
एक परिवार एक बैंक

- Net Profit for Q1FY20-21 increased by 24.72% to INR 101 crores
- Operating profit for Q1FY20-21 grew by 7.91% YOY to INR 710 crores
- Net Interest Income increased by 9.14% for Q1FY 20-21 to INR 1088 crores
- Cost to Income Ratio improved to 51.25% for Q1FY20-21 as against 53.50% of Q1FY19-20
- Healthy CASA at 50%. CASA increased by 13.51% to INR 75842 crores
- Provision Coverage Ratio improved to 85.62%
- Gross NPA decreased to 10.93% for Q1FY20-21 as against 17.90% for Q1FY19-20
- Net NPA decreased to 4.10% for Q1FY20-21 as against 5.98% for Q1FY19-20
- Total Deposit increased by 10.11% for Q1FY20-21 in compare to Q1FY19-20
- Yield on Advances increased to 7.69% for Q1FY20-21 as against 7.02% for Q1FY19-20



Performance Highlights (Y-o-Y) (Jun 20 vis-a-vis- Jun 19)




बैंक ऑफ महाराष्ट्र
Bank of Maharashtra
भारत सरकार का उद्यम
एक परिवार एक बैंक




Total Deposits



CASA



Gross NPA



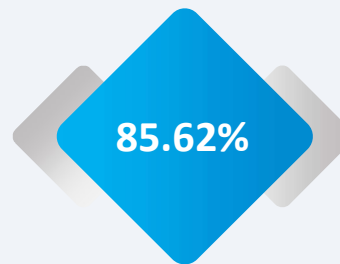
Net NPA



Total Business



Cost to Income %



Provision Coverage Ratio



Net Profit



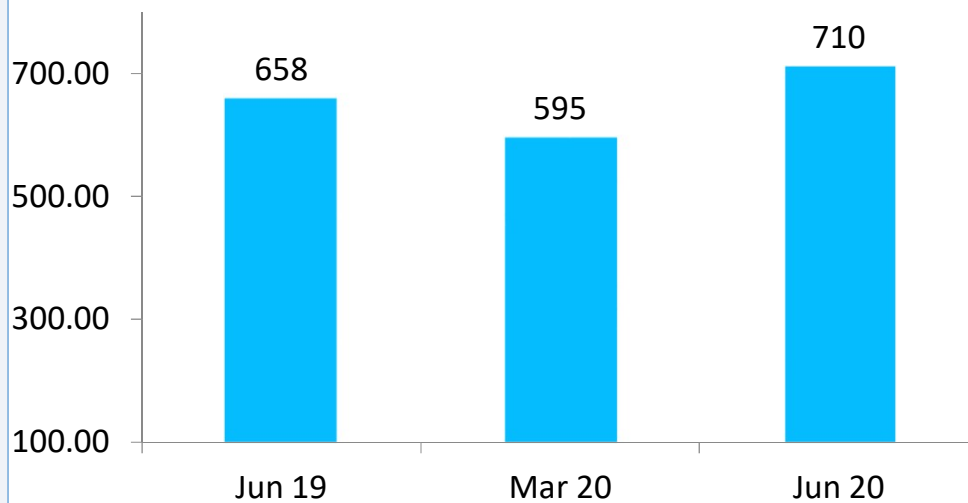
Profitability



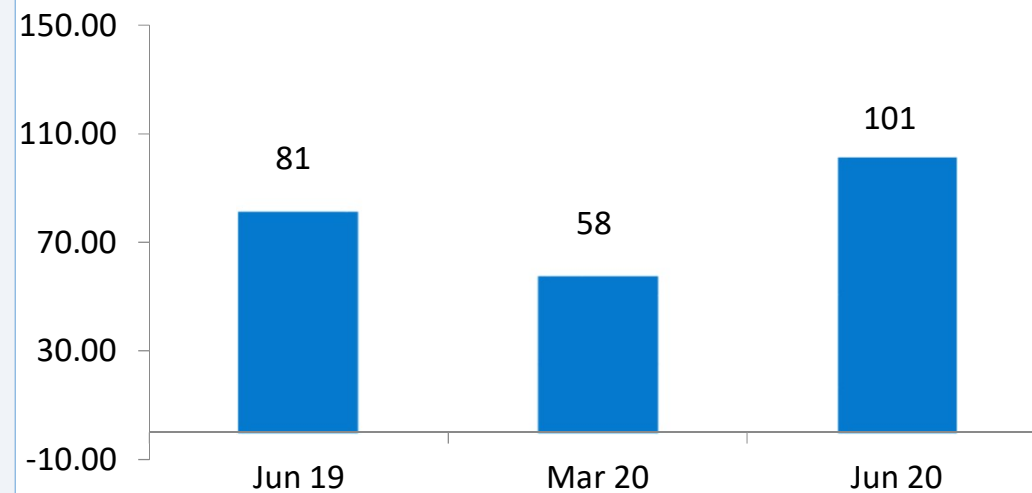
बैंक ऑफ महाराष्ट्र
Bank of Maharashtra
भारत सरकार का उद्यम
एक परिवार एक बैंक

(₹ in Crore)

Operating Profit [Qtr]



Net Profit [Qtr]



Profitability



बैंक ऑफ महाराष्ट्र
Bank of Maharashtra
भारत सरकार का उद्यम
एक परिवार एक बैंक

(₹ in Crore)

Particulars	Quarter Ended			Change	
	Jun 19	Mar 20	Jun 20	Y-o-Y	Q-o-Q
Total Income	3192	3198	3265	2.28%	2.09%
Total Expenses	2533	2603	2555	0.86%	-1.85%
Operating Profit	658	595	710	7.91%	19.34%
Provisions & Contingencies other than taxes	921	910	609	-33.88%	-33.08%
Profit before tax	(262)	(315)	101	138.60%	132.10%
Tax Expense	(343)	(373)	0	-	-
Net Profit	81	58	101	24.72%	74.17%

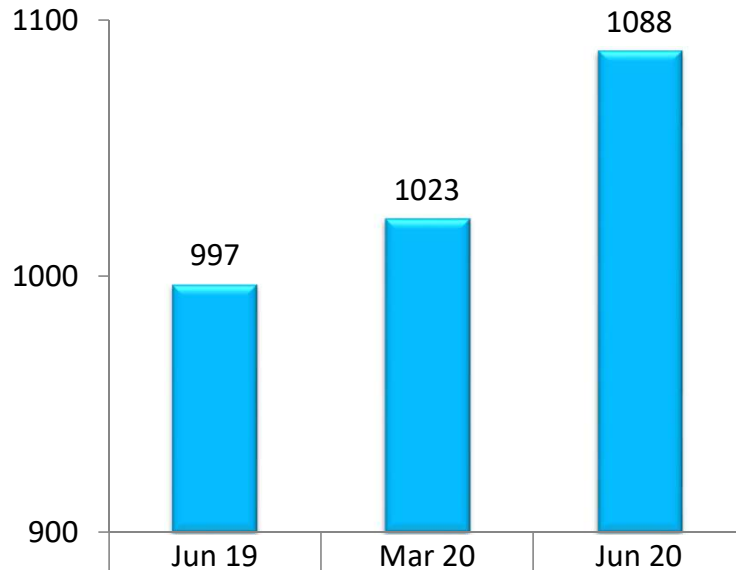
NII & NIM



बैंक ऑफ महाराष्ट्र
Bank of Maharashtra
भारत सरकार का उद्यम
एक परिवार एक बैंक

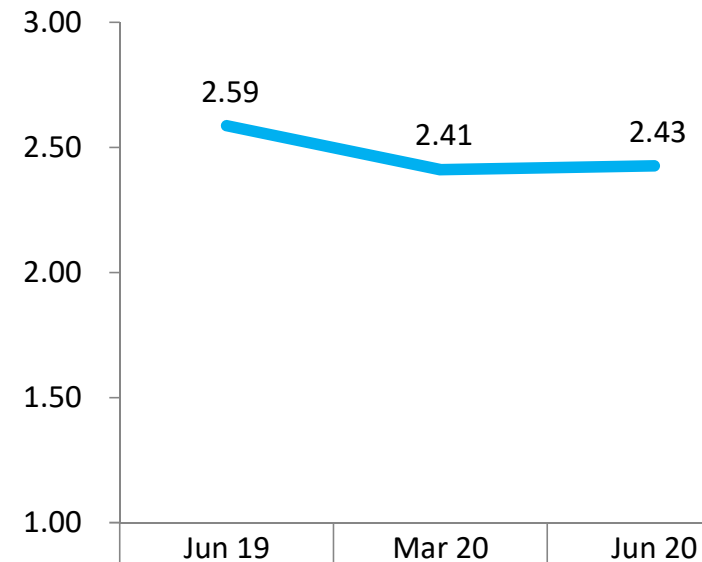
(₹ in Crore)

Net Interest Income (NII)



Net Interest Income	997	1023	1088
---------------------	-----	------	------

Net Interest Margin (NIM) (%)



Net Interest Margin (%)	2.59	2.41	2.43
-------------------------	------	------	------

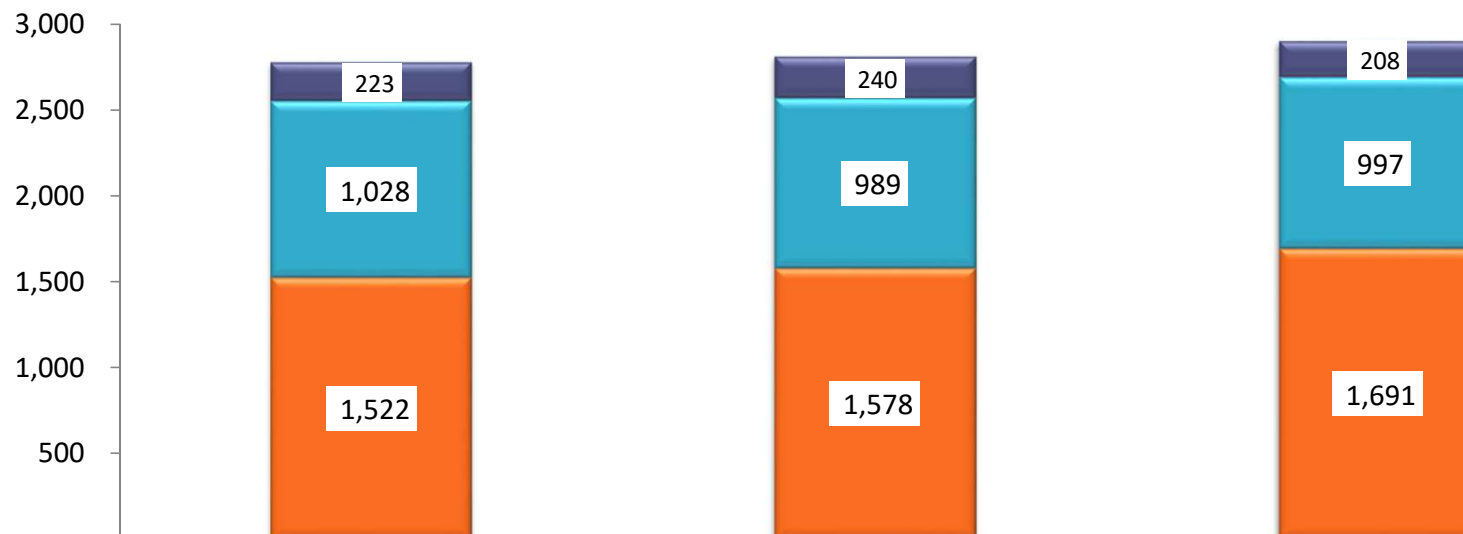
NII increased by 9.14% in Q1FY20-21 on Y-o-Y basis

Interest Earnings



बैंक ऑफ महाराष्ट्र
Bank of Maharashtra
भारत सरकार का उद्यम
एक परिवार एक बैंक

(₹ in Crore)



	Jun 19	Mar 20	Jun 20
Total Interest Income	2,773	2,806	2,896
Other Interest Income	223	240	208
Interest on Investment	1,028	989	997
Interest on Advances	1,522	1,578	1,691

Interest earning increased by 4.46% for Q1FY20-21 on Y-o-Y basis

Non-Interest Income



बैंक ऑफ महाराष्ट्र
Bank of Maharashtra
भारत सरकार का उद्यम
एक परिवार एक बैंक

(₹ in Crore)

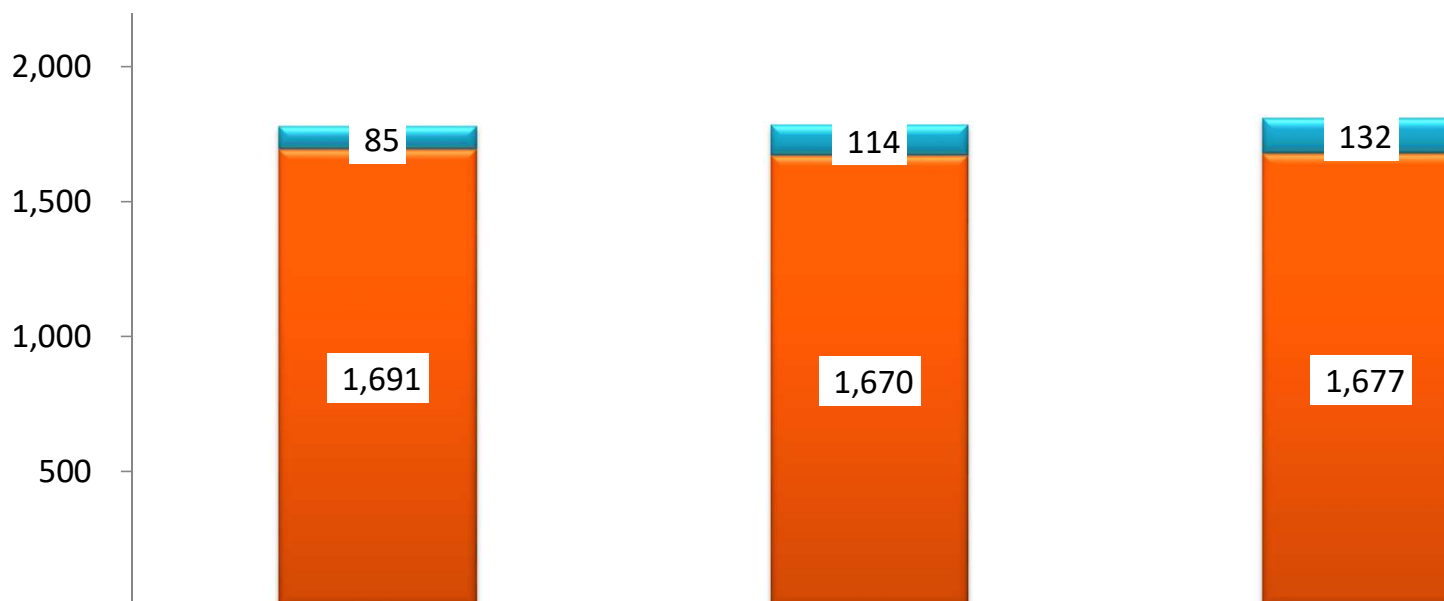
Particulars	Quarter Ended			Change	
	Jun 19	Mar 20	Jun 20	Y-o-Y	Q-o-Q
Comm., Exchange & Brokerage	183	252	143	-21.98%	-43.40%
Comm., on Govt. Business	4	6	4	-12.56%	-36.04%
<i>Fee Based Income</i>	187	258	146	-21.77%	-43.24%
Recovery in written off accounts	53	49	34	-35.27%	-30.93%
Miscellaneous Income	25	(68)	11	-56.99%	115.58%
Total Commission & Other Income (excl. trading profit)	265	240	192	-27.53%	-19.97%
Net profit from FEX	31	53	32	1.12%	-39.99%
Net Profit on Investment	123	99	145	17.78%	45.88%
Total Other Income	419	392	369	-12.08%	-5.97%

Interest Expenditure



बैंक ऑफ महाराष्ट्र
Bank of Maharashtra
भारत सरकार का उद्यम
एक परिवार एक बैंक

(₹ in Crore)



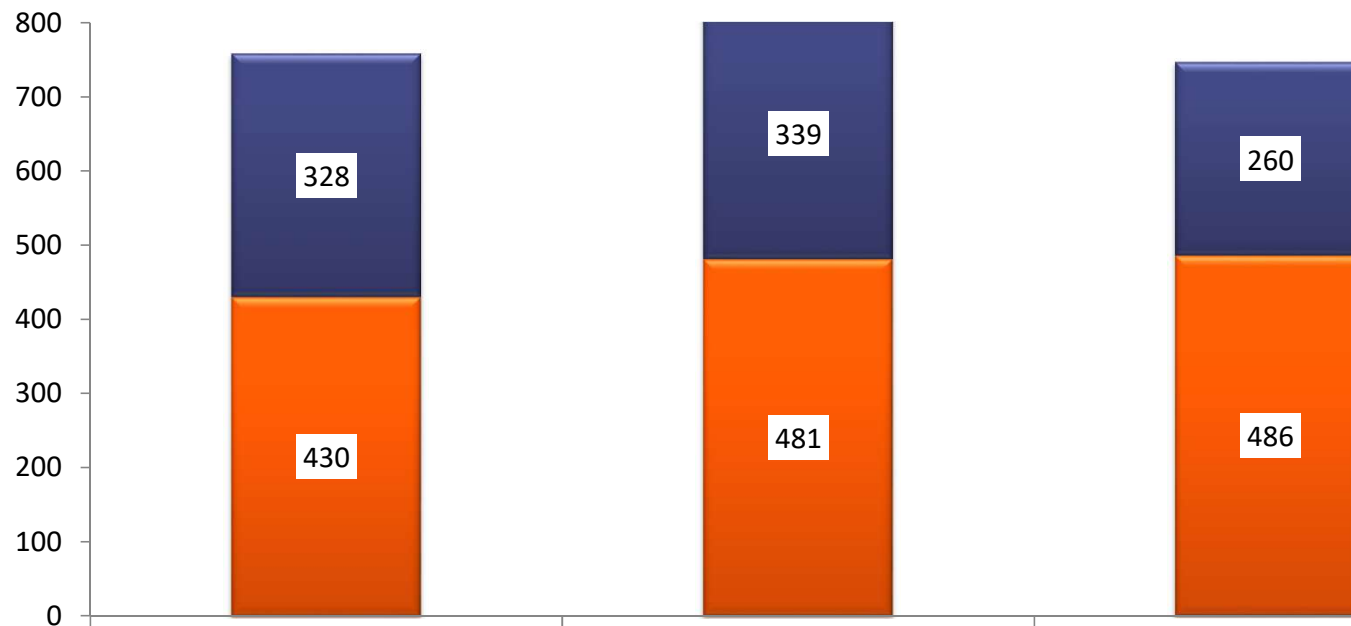
	Jun 19	Mar 20	Jun 20
Total Interest Expense	1,776	1,784	1,808
Other Interest Expense	85	114	132
Interest on Deposits	1,691	1,670	1,677

Operating Expenditure



बैंक ऑफ महाराष्ट्र
Bank of Maharashtra
भारत सरकार का उद्यम
एक परिवार एक बैंक

(₹ in Crore)



	Jun 19	Mar 20	Jun 20
Total Operating Expenditure	758	819	746
Other Operating Expenses	328	339	260
Staff Expenses	430	481	486

Other Operating Expenditure



बैंक ऑफ महाराष्ट्र
Bank of Maharashtra
भारत सरकार का उद्यम
एक परिवार एक बैंक

(₹ in Crore)

Expenditure Item (Excluding Staff Exp)	Quarter Ended		
	Jun 19	Mar 20	Jun 20
Rent, taxes, lighting	53	54	48
Printing & Stationery	4	9	2
Advt. & Publicity	3	12	2
Depreciation on fixed assets	53	52	44
Auditors Fees	6	2	3
Law Charges	4	5	2
Postage, Telegram, Telephone	12	13	14
Repairs & Maintenance	46	40	30
Insurance & Guarantee Fee	42	38	49
Other Expenditure	106	115	67
Total Non-interest Expenses	328	339	260

Provisions & Contingencies



बैंक ऑफ महाराष्ट्र
Bank of Maharashtra
भारत सरकार का उद्यम
एक परिवार एक बैंक

(₹ in Crore)

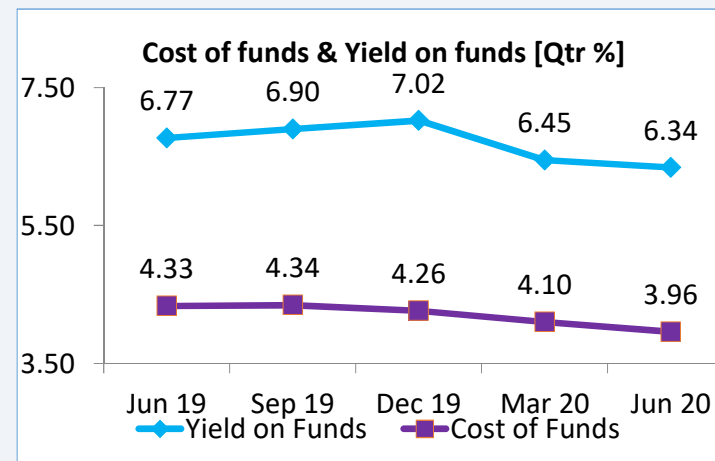
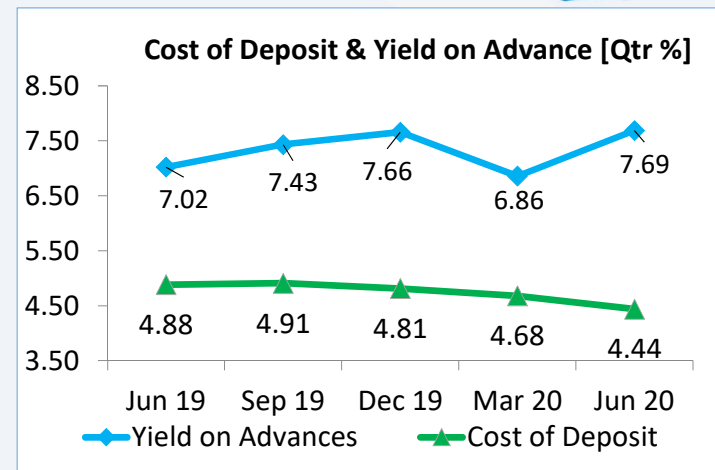
Particulars	Quarter Ended		
	Jun 19	Mar 20	Jun 20
Non Performing Assets	1037	717	409
Standard/Restructured Assets	(98)	139	198
Depreciation on Investments	(5)	(20)	2
Non-performing Investment	6	38	5
Other provisions	(19)	36	(5)
Provision & Contingencies other than taxes	921	910	609
Income Tax	(343)	(373)	0
Total Provisions	577	538	609

Key Financial Ratios



बैंक ऑफ महाराष्ट्र
Bank of Maharashtra
भारत सरकार का उद्यम
एक परिवार एक बैंक

Particulars	Quarter Ended		
	Jun 19	Mar 20	Jun 20
Cost of Deposits (%)	4.88	4.68	4.44
Yield on Advances (%)	7.02	6.86	7.69
Yield on Investments (%)	7.19	7.10	6.81
Cost of Funds (%)	4.33	4.10	3.96
Yield on Funds (%)	6.77	6.45	6.34
NIM (%)	2.59	2.41	2.43
Return on Equity (%)	5.55	3.75	5.70
Return on Assets (%)	0.20	0.13	0.22
Credit Cost Ratio (%)	4.46	3.02	1.69



Assets & Liabilities - An Overview



बैंक ऑफ महाराष्ट्र
Bank of Maharashtra
भारत सरकार का उद्यम
एक परिवार एक बैंक

(₹ in Crore)

LIABILITIES	As on		
	Jun 19	Mar 20	Jun 20
Capital	5824	5824	5824
Reserves and Surplus	4626	4931	5032
Deposits	138941	150066	152987
Borrowings	3205	3670	12768
Other Liabilities & Provisions	3204	4375	5060
TOTAL	155800	168867	181671
ASSETS			
Cash and Balances with Reserve Bank of India	8041	10354	16956
Balances with Banks and Money at Call and Short Notice	82	93	119
Investments	52488	57741	60729
Advances (Net)	81205	86872	89740
Fixed Assets	1729	1676	1696
Other Assets	12255	12132	12432
TOTAL	155800	168867	181671



Topline - Business



बैंक ऑफ महाराष्ट्र
Bank of Maharashtra
भारत सरकार का उद्यम
एक परिवार एक बैंक

(₹ in Crore)

Particulars	As on			Growth	
	Jun 19	Mar 20	Jun 20	Y-o-Y	Q-o-Q
Total Business	231973	244955	249608	7.60%	1.90%
Deposits	138941	150066	152987	10.11%	1.95%
of which CASA	66801	75475	75824	13.51%	0.46%
CASA Share (%) to Total Deposit	48.08%	50.29%	49.56%		
Gross Advances	93032	94889	96621	3.86%	1.83%
Gross Investment	52861	58171	61150	15.68%	5.12%

Business MIX [Rs in crore]



➤ **Steady Business Growth**

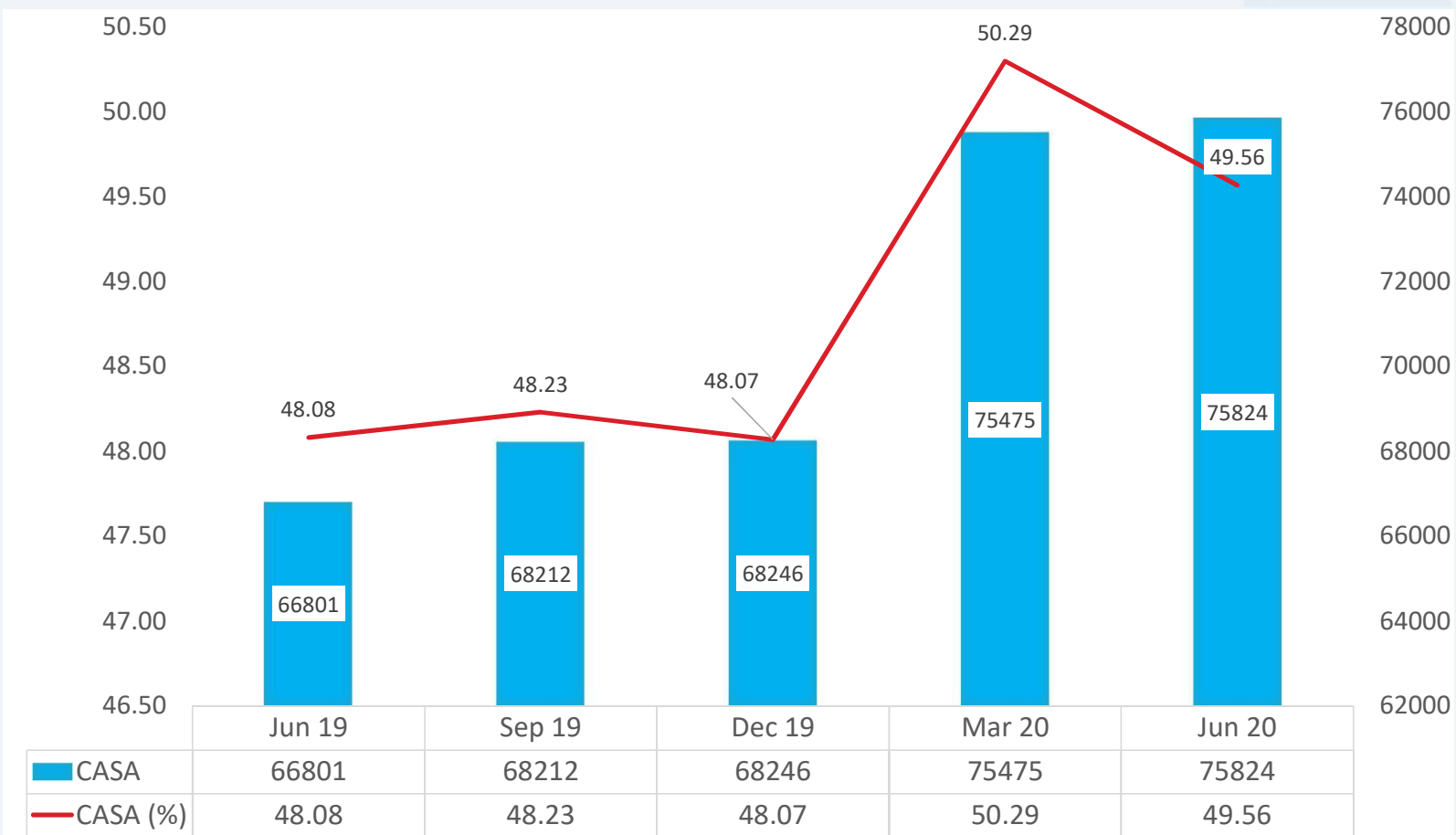


STABLE CASA DEPOSIT



बैंक ऑफ महाराष्ट्र
Bank of Maharashtra
भारत सरकार का उद्यम
एक परिवार एक बैंक

(₹ in Crore)



Credit Portfolio

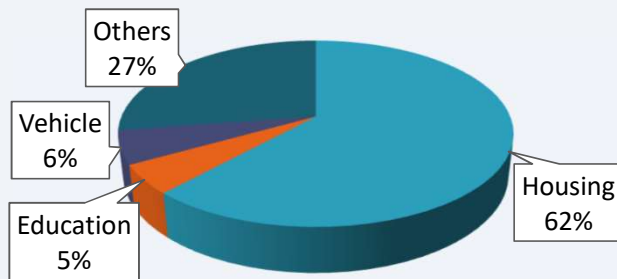


बैंक ऑफ महाराष्ट्र
Bank of Maharashtra
भारत सरकार का उद्यम
एक परिवार एक बैंक

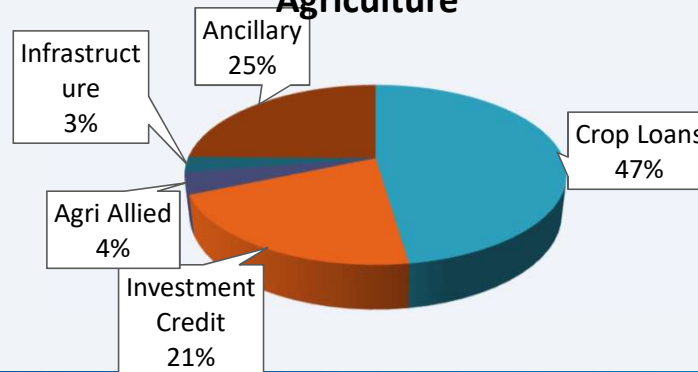
(₹ in Crore)

Particulars	As on			Growth	
	Jun 19	Mar 20	Jun 20	Y-o-Y	Q-o-Q
Gross Advances	93032	94889	96621	3.86%	1.83%
<i>of which</i>					
Retail Sector	18415	22810	24191	31.36%	6.05%
Agriculture Sector	14776	14385	14796	0.14%	2.86%
MSME Sector	13547	17164	18414	35.92%	7.28%
Total RAM	46738	54359	57401	22.81%	5.60%
Corporate & Others	46294	40530	39220	(15.28%)	(3.23%)
RAM + Corporate & others	93032	94889	96621	3.86%	1.83%
RAM % to Gross Advances	50.24%	57.29%	59.41%		

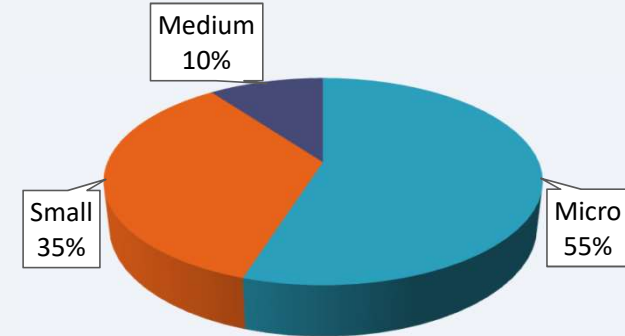
Retail



Agriculture



MSME

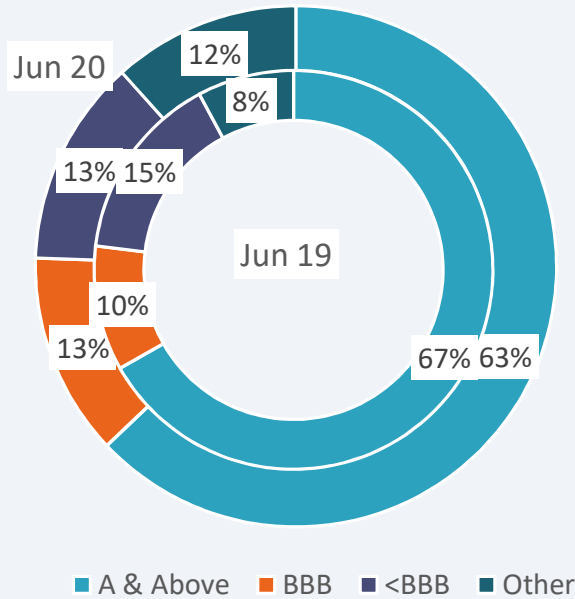


External Rating-wise Advances



बैंक ऑफ महाराष्ट्र
Bank of Maharashtra
भारत सरकार का उद्यम
एक परिवार एक बैंक

(₹ in Crore)

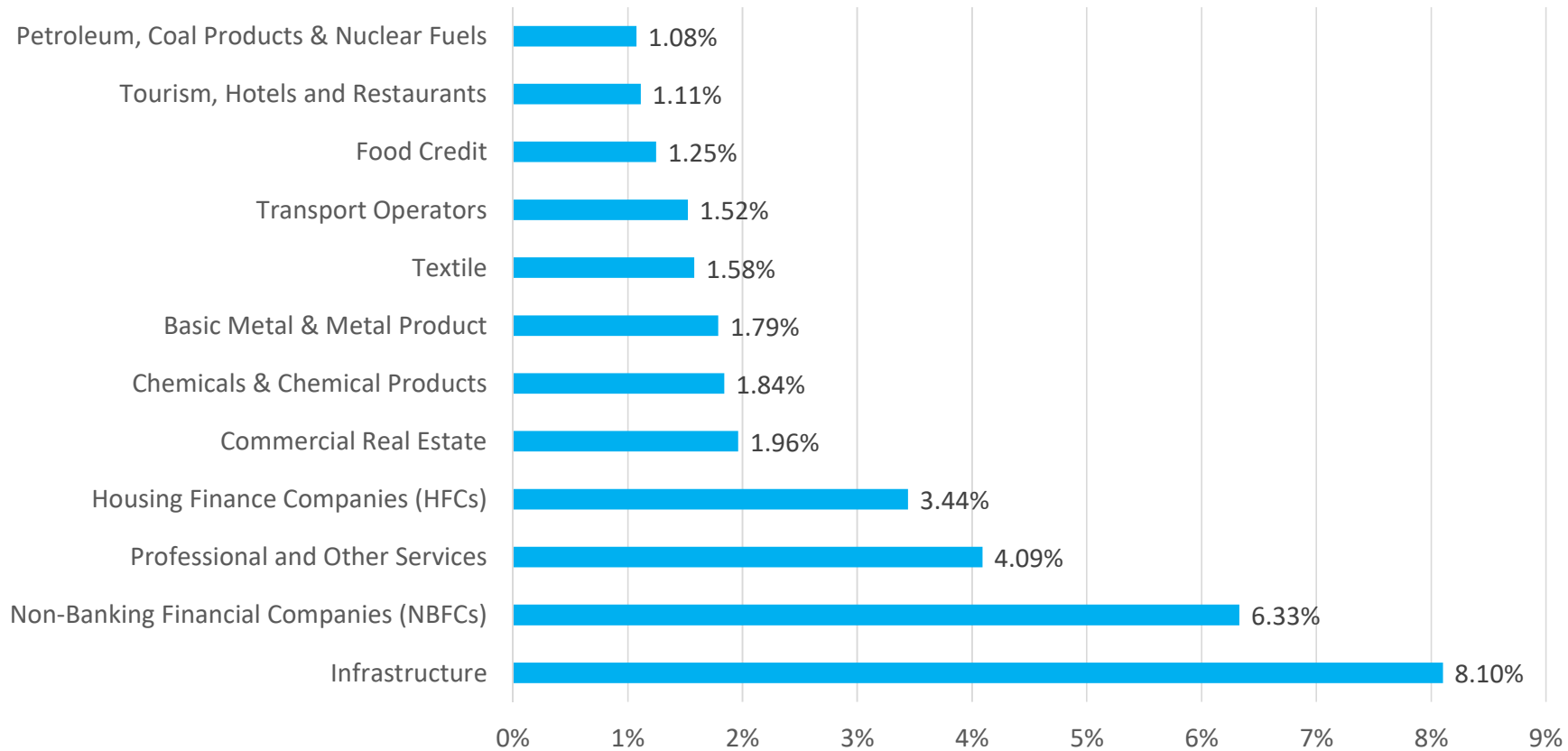


Particulars	Jun 19		Mar-20		Jun-20	
	No. of Borrower	Balance (F+NF)	No. of Borrower	Balance (F+NF)	No. of Borrower	Balance (F+NF)
STD Borrowers eligible for external rating	794	46074	964	49376	1051	46941
<i>of which</i>						
AAA	22	8697	15	9101	12	5204
AA	82	11478	56	9717	54	9293
A	88	10599	165	13880	168	15046
BBB	100	4669	122	6769	102	5898
BB & Below	301	7026	320	6707	311	6037
Total Rated Borrowers	593	42470	678	46174	647	41478

Funded Exposure To Selected Sectors



बैंक ऑफ महाराष्ट्र
Bank of Maharashtra
भारत सरकार का उद्यम
एक परिवार एक बैंक

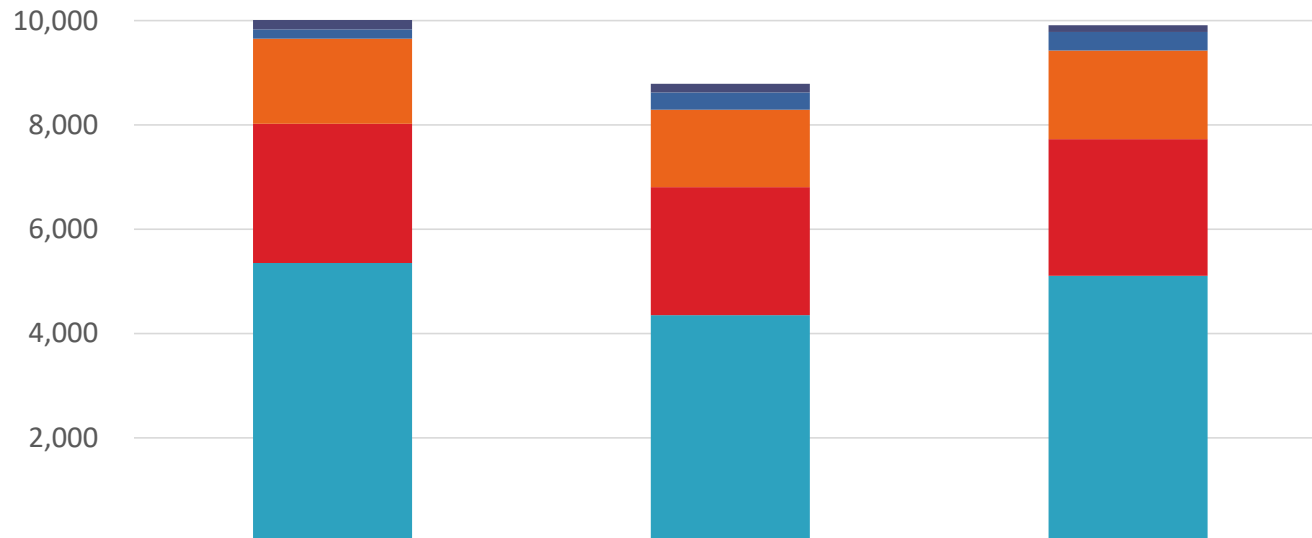


Rating-wise Exposure to NBFCs



बैंक ऑफ महाराष्ट्र
Bank of Maharashtra
भारत सरकार का उद्यम
एक परिवार एक बैंक

(₹ in Crore)



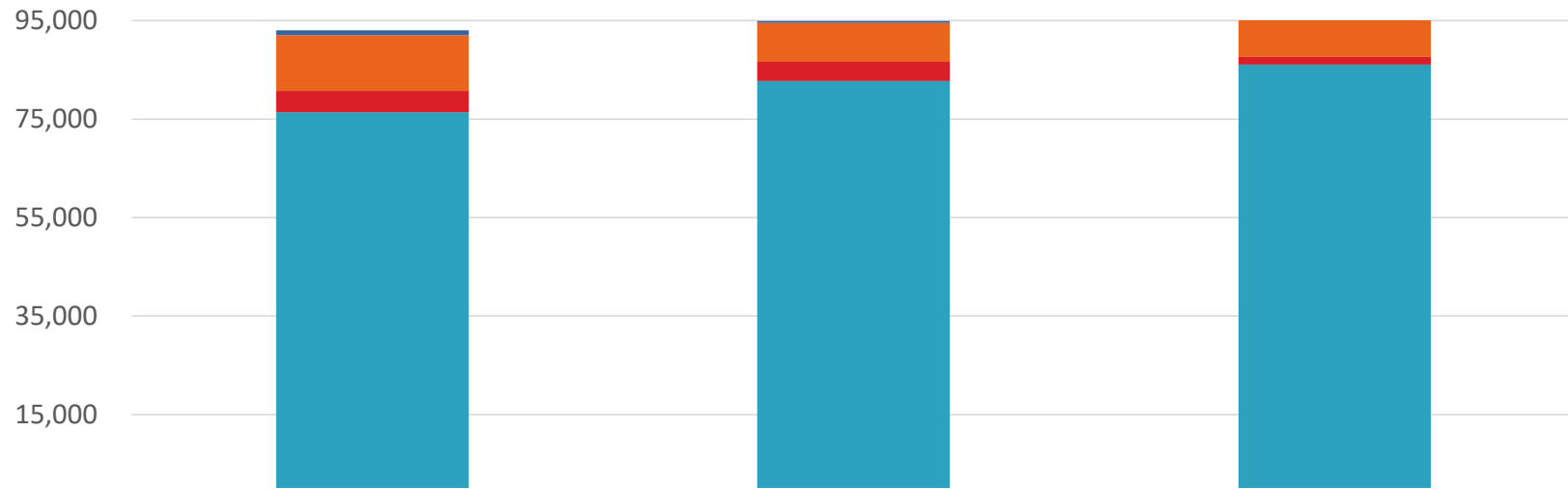
	Jun 19	Mar 20	Jun 20
Total Rated Borrowers	10,770	8,785	9,908
■ BB & Below	943	162	129
■ BBB	176	332	357
■ A	1,632	1,489	1,695
■ AA	2,667	2,452	2,623
■ AAA	5,352	4,350	5,104

Asset Quality



बैंक ऑफ महाराष्ट्र
Bank of Maharashtra
भारत सरकार का उद्यम
एक परिवार एक बैंक

(₹ in Crore)



	Amount Jun 19	Amount Mar 20	Amount Jun 20
Total Advances	93032	94889	96621
Loss	1,002	364	529
Doubtful	11,337	7,944	8,472
Sub-Standard	4,311	3,845	1,557
Standard	76,382	82,737	86,062

Movement of NPA



बैंक ऑफ महाराष्ट्र
Bank of Maharashtra
भारत सरकार का उद्यम
एक परिवार एक बैंक

(₹ in Crore)

Particular	Quarter Ended		
	Jun-19	Mar-20	Jun-20
Opening Level of Gross NPAs	15,324	15,746	12,152
Total Reductions	445	4,554	1,698
<i>of which : Recovery + Upgradation</i>	436	511	156
Gross Addition	1,770	960	105
<i>of which : Variable</i>	39	18	28
<i>: Fresh Slippages</i>	1,731	942	77
Net Increase	1,325	(3,593)	(1,594)
Closing Level of Gross NPAs	16,650	12,152	10,559
Gross NPA	17.90%	12.81%	10.93%
Net NPA	5.98%	4.77%	4.10%

Sector-wise Credit Deployment & NPA



बैंक ऑफ महाराष्ट्र
Bank of Maharashtra
भारत सरकार का उद्यम
एक परिवार एक बैंक

(₹ in Crore)

Sectors	As on								
	Jun 19			Mar 20			Jun 20		
	Advance	Sector NPA	Sector NPA (%)	Advance	Sector NPA	Sector NPA (%)	Advance	Sector NPA	Sector NPA (%)
Agriculture	14776	3334	22.56%	14385	3726	25.90%	14796	3676	24.84%
Retail	18415	768	4.17%	22810	756	3.32%	24191	738	3.05%
Micro & Small	12839	2289	17.83%	16062	2160	13.45%	16548	2131	12.88%
Sub Total [A]	46030	6391	13.88%	53257	6643	12.47%	55535	6544	11.78%
% of [A] to Total Advance	49.48			56.13			57.48		
Medium	708	132	18.64%	1102	148	13.47%	1865	142	7.61%
Large Corporate & others	46294	10128	21.88%	40530	5361	13.23%	39220	3872	9.87%
Sub Total [B]	47001	10260	21.83%	41632	5509	13.23%	41086	4014	9.77%
% of [B] to Total Advance	50.52			43.87			42.52		
Total	93032	16650	17.90%	94889	12152	12.81%	96621	10559	10.93%

Sector-wise Moratorium



बैंक ऑफ महाराष्ट्र
Bank of Maharashtra
भारत सरकार का उद्यम
एक परिवार एक बैंक

(₹ in Crore)

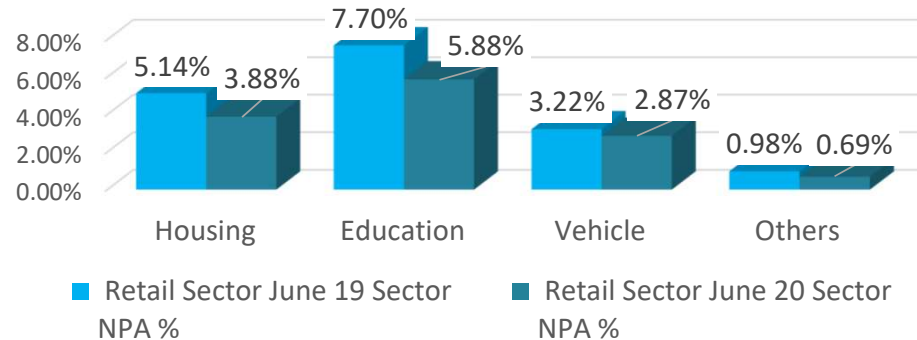
Particular	Account for Covid Relief		Borrower Opted Relief		% Borrower Opted Relief	
	Count	Amount	Count	Amount	Count	Amount
AGRI	1,96,827	5,787	48,147	1,981	24%	34%
LARGE	3,104	29,198	812	2,866	26%	10%
MSME	1,43,145	9,398	36,463	3,664	25%	39%
RETAIL	3,03,446	23,579	69,783	6,989	23%	30%
OTHERS	294	2,366	88	981	30%	41%
TOTAL	6,46,816	70,328	1,55,293	16,481	24%	23%

Retail Sector - NPA



बैंक ऑफ महाराष्ट्र
Bank of Maharashtra
भारत सरकार का उद्यम
एक परिवार एक बैंक
(₹ in Crore)

Sector	As on Jun 19			As on Mar 20			As on Jun 20		
	Gross Advance	Sector NPA	Sector NPA (%)	Gross Advance	Sector NPA	Sector NPA (%)	Gross Advance	Sector NPA	Sector NPA (%)
Total Retail Credit	18415	767	4.17%	22810	756	3.32%	24191	738	3.05%
of which									
Housing	11598	596	5.14%	14915	585	3.92%	14954	580	3.88%
Education	1103	85	7.71%	1228	74	6.05%	1219	72	5.88%
Vehicle	1362	44	3.23%	1445	41	2.85%	1408	40	2.87%
Others	4352	42	0.97%	5222	56	1.08%	6610	46	0.69%

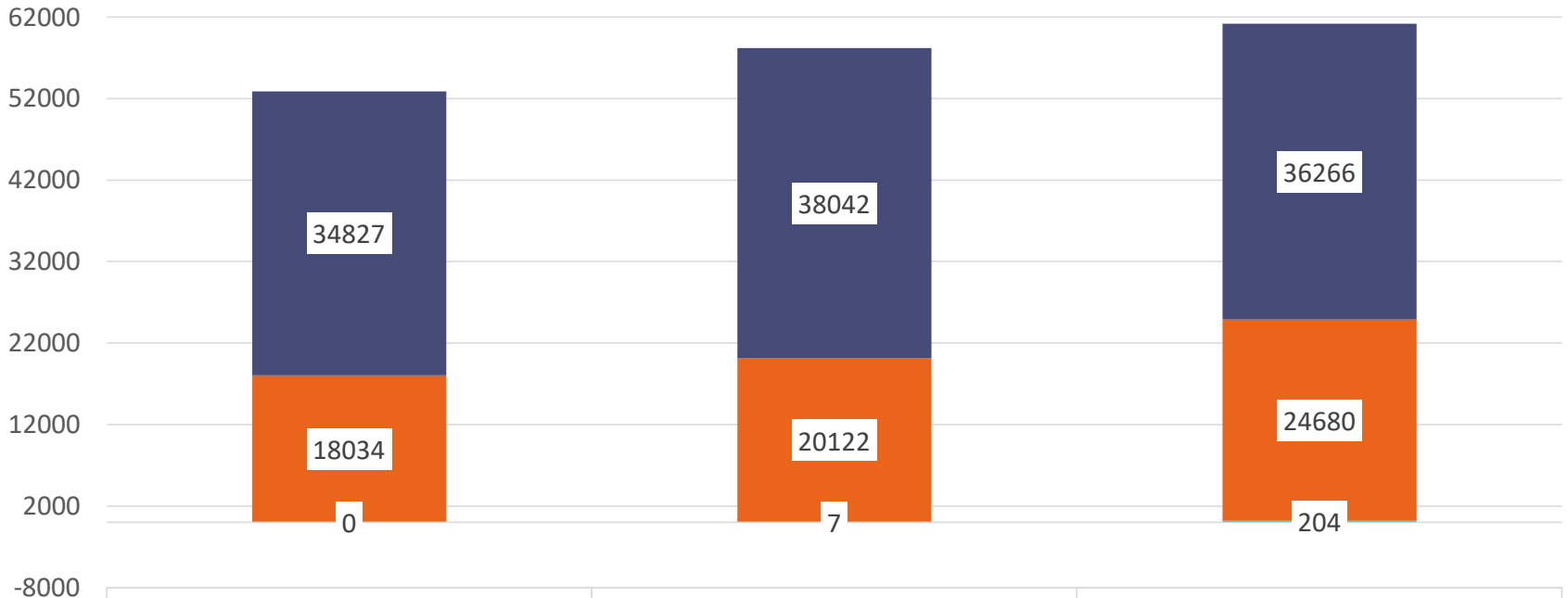


Investments



बैंक ऑफ महाराष्ट्र
Bank of Maharashtra
भारत सरकार का उद्यम
एक परिवार एक बैंक

(₹ in Crore)



	Jun 19	Mar 20	Jun 20
Gross Investment	52861	58171	61150
HTM	34827	38042	36266
AFS	18034	20122	24680
HFT	0	7	204

Capital Adequacy



बैंक ऑफ महाराष्ट्र
Bank of Maharashtra
भारत सरकार का उद्यम
एक परिवार एक बैंक

(₹ in Crore)

Particulars	As on		
	Jun 19	Mar 20	Jun 20
Risk Weighted Assets	72409	77794	81122
% of RWA to Gross Advances	77.83%	81.98%	83.96%
Tier I Capital	7032	8298	8295
CET I Capital	7011	8298	8295
Additional Tier I Capital	21	0	0
Tier II Capital	1436	2217	2424
Total Capital Funds	8468	10515	10720
Tier I Ratio	9.71%	10.67%	10.23%
CET I Ratio	9.68%	10.67%	10.23%
Additional Tier I Ratio	0.03%	0.00%	0.00%
Tier II Ratio	1.98%	2.85%	2.99%
CRAR	11.69%	13.52%	13.21%



Digital Footprints



बैंक ऑफ महाराष्ट्र
Bank of Maharashtra
भारत सरकार का उद्यम
एक परिवार एक बैंक



No. of Registered Users (in lakhs)	As on		
	Jun 19	Mar 20	Jun 20
Maha Mobile	6.55	8.34	9.39
UPI	1.08	1.35	1.40
Internet Banking	11.58	12.56	12.80
ATM (cards issued)	58.06	76.70	78.77
BHIM	9.19	11.05	11.58
E-Transaction (%)	77.43	80.79	91.98

Transactions	Jun 19 (Qtr)		Mar 20 (Qtr)		Jun 20 (Qtr)	
	No. (in Lakhs)	Amount (Rs Cr.)	No.(in Lakhs)	Amount (Rs Cr.)	No.(in Lakhs)	Amount (Rs Cr.)
Maha Mobile	5.76	815	6.13	904	7.15	1008
UPI	296.50	4747	603.88	8337	611.80	8560
Internet Banking	27.73	26639	24.38	28961	16.97	18430
ATM on us	52.33	2341	47.36	2184	24.25	1184
ATM off us	77.94	2733	62.16	2358	34.08	1511
BHIM	12.08	419.00	11.39	338	8.98	260

COVID-19- Response so far



बैंक ऑफ महाराष्ट्र
Bank of Maharashtra
भारत सरकार का उद्यम
एक परिवार एक बैंक

1. 24% of Customers availed moratorium of term loans as announced by RBI
2. Rs 2500 crore COVID-19 related loans sanctioned during quarter ended 30th Jun, 2020 in MSME sector.
3. Around 97% of Branches & 89 % of ATM remained operational during this Corona pandemic
4. Robust protective measures (sanitization, fumigation, protective gears etc) taken up at branches, offices & ATMs
5. BoM employee donated Rs 5 crore to PM-Cares fund and various State CM Relief Fund.
6. Bank has also undertaken various activities to support Corona warriors by distributing face masks, gloves water bottles, food packets, grocery items etc.



Support to Customers during Corona



बैंक ऑफ महाराष्ट्र
Bank of Maharashtra
भारत सरकार का उद्यम
एक परिवार एक बैंक

1. Moratorium period of 6 (3+3) months of loan/ deferment of interest on CC for the period from 01.03.2020 to 31.08.2020
2. GECL (Guaranteed Emergency Credit Line) scheme to provide working capital loan upto 20% of the borrowers total outstanding credit
3. AD-HOC LINE OF CREDIT COVID-19 by way of SLC (Stand by Line of Credit)
4. Emergency Credit Line - Personal Loan Scheme- COVID-19
5. COVID19 Mahabank SHG Rahat Yojana
6. COVID-19 Mahabank Kisan Rahat Yojana
7. Waiver of select service charges in Current and Savings account on account of COVID-19

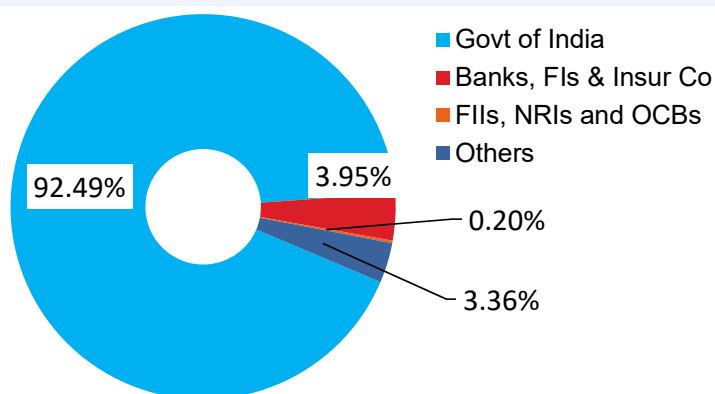


Share Holding Pattern




बैंक ऑफ महाराष्ट्र
Bank of Maharashtra
भारत सरकार का उद्यम
एक परिवार एक बैंक

PARTICULAR	Jun-19		Jun-20	
	No. of Share (in Cr)	Holding (%)	No. of Share (in Cr)	Holding (%)
Govt of india	538.66	92.49	538.66	92.49
Bank FIS & Insurance Co.	23.30	4.00	22.99	3.95
FII, NRI & OCBs	0.88	0.15	1.19	0.20
Others	19.57	3.36	19.58	3.36
Total	582.41	100.00	582.41	100.00



As on 30th Jun, 2020

Share Cap (Rs. in Cr)	5,824.11
No. of Shares (Cr)	582.41
Net Worth (Rs. in Cr)	7,094.74
BV per share (Rs.)	12.18
Return on Equity (%)	5.70



BOM in Digital World

Wherever I go,
my bank goes with me!





बैंक ऑफ महाराष्ट्र
Bank of Maharashtra

भारत सरकार का उद्यम

एक परिवार एक बैंक

Thank You!

www.bankofmaharashtra.in