

FCL



FINEOTEX CHEMICAL LIMITED
Where Dependability Counts...

Investor Presentation
AUGUST 2019

Executive Summary

Company Overview

Business Overview

Industry Overview

Financial Overview



EXECUTIVE SUMMARY



OVERVIEW

- Fineotex Group founded in 1979 is engaged in manufacturing of Specialty Chemicals and Enzymes.
- Mr. Surendra Kumar Tibrewala is Chairman & MD and Mr Sanjay Tibrewala Executive Director & CFO.
- The company has manufacturing facilities in Navi Mumbai and Malaysia with a combined production capacity of 43,000 MT/p.a.
- Current Market Capitalization is INR 3895.5 MN as of 30th June, 2019.



BUSINESS MIX

- Fineotex is one of India's largest and most progressive speciality textile chemical manufacturers.
- The Company manufactures chemicals for the entire value chain for the textile industry including pretreatment, dyeing, printing and finishing process.
- The company also manufactures other chemicals for various industries like agro, adhesives, construction, water treatment etc.
- It has more than 400 products catering to various industries.



KEY STRENGTHS

- Strong Balance Sheet with Zero Debt; High ROE and ROCE, Consistently Dividend paying.
- Professionally run company with high Promoter holding. Promoter stake is the same as last year.
- Strong Industry knowledge – over three decades of operations.
- Low cost high margin products with high entry barriers.
- Extremely strong brand loyalty.
- Strong R&D capabilities help them increase customization levels of their products.



FY19 FINANCIALS (I-GAAP-Consolidated)

- Income – INR 1,823 MN; CAGR 5 Years 16%
- EBITDA – INR 346 MN; CAGR 5 Years 30%
- PAT – INR 243MN; ; CAGR 5 Years 25%



The background features a dark blue overlay with faint white chemical structures and equations, including $C=C$, $H-C-H$, and $H-C-C-H$. In the foreground, there are two Erlenmeyer flasks on the left, each containing a dark liquid and marked with volume levels (25, 50, 75, 100). To the right is a rack of test tubes, some containing dark liquid. A bright green horizontal bar with arrowheads at both ends is positioned behind the text.

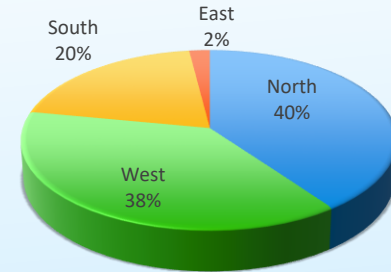
COMPANY OVERVIEW

- Fineotex Group was established in 1979 by Mr. Surendra Tibrewala.
- FCL was incorporated as a public limited company in 2007. The company was listed on Bombay Stock Exchange in March 2011, and listed on the National Stock Exchange in January 2015.
- Fineotex is one of India's largest and most progressive specialty textile chemical manufacturers.
- The company manufactures over 400 specialty chemicals and enzymes to Textile, Garment, Construction, Leather, Water treatment, Agrochemicals, Adhesives and others industries.
- Headquartered in Mumbai, it has manufacturing facilities in India and Malaysia with a combined production capacity of 43,000MT/p.a.
- It has a global presence across 60 countries and caters to well known companies in India and overseas.
- FCL along with its subsidiary Biotex Malaysia, has a global presence as a reputed producer of specialty chemicals.

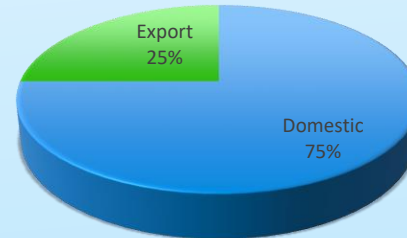
Industry wise Revenue Break-up



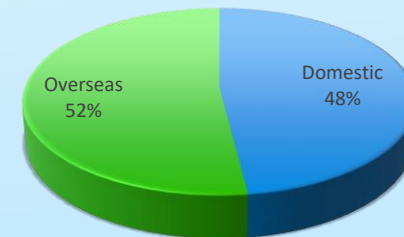
Domestic Revenue Break-up



Geographical Revenue Break-up (Standalone)



Geographical Revenue Break-up (Consolidated)





ISO 9001:20015



ISO 14001:2015



OHSAS 18001:2007



SA 8000 (Social Accountability Management System)



ZDHC (Zero Discharge Hazardous Chemical)



Fastest growing company in chemical manufacturing by IPF at Bombay Stock Exchange



STAR EXPORT HOUSE
Certificate Holder

Recognized as a Star Export House

Fineotex awarded as IPF Fastest Growing Chemical Manufacturing Company at BSE Ltd., December 20, 2017



Fineotex recognized amongst 25 Fastest growing Chemical Companies of India by The CEO Magazine June 2018

The CEO Magazine



Surendrakumar Tibrewala

Chairman & Managing Director
Fineotex

Fineotex being covered by the Dalal Street Investment Journal, July 2018



Sanjay Tibrewala
Executive Director & CFO



Aarti Jhunjunwala
Executive Director



Mr. Surendra Kumar Tibrewala – Chairman & MD

- Commerce graduate from Mumbai University & a Law graduate from Government Law College.
- 4 decades of experience into manufacturing Specialty Chemicals & Enzymes for various industries namely Textiles & Garments, Construction, Water Treatment, Leather, Paper, Paint, Adhesives etc.



Mr. Sanjay Tibrewala – Executive Director & CFO

- Post Graduate, with specialization in Textile Processing and Chemicals from Sasmira University & a Commerce Graduate from Mumbai University.
- Spearheading the company into Organic & Inorganic Growth by venturing into Exports & Foreign Acquisitions.
- Instrumental in increasing the product basket for textile chemicals and diversifying into segments like Agro, Adhesives & others.

- Incorporation of Fineotex Chemical Industries (FCI)

1995



- Incorporation of Fineotex Chemical Private Limited

2004



2003

- Accredited with ISO 9001:2008
- Registered Trademark for 'FINEOTEX'

- Listed on BSE
- Incorporated a Wholly Owned Subsidiary in Malaysia
- Acquired major stake in Biotex Group

2011



2007

- Acquisition of Fineotex Chemical Industries by Fineotex Chemical Limited



2014

- Bonus declared on 1:1 basis
- Accredited with ISO 14001:2004 & OHSAS 18001:2007 certifications

- Listed on NSE
- Incorporated a Wholly Owned Subsidiary in UAE, Fineotex Specialities FZE
- Received Star Export House Recognition

2015




2017

- Fineotex Chemical Limited came up with their first buyback

- Increased exports to 60 Countries.
- Ranked amongst India's top 1000 company by NSE.

2018



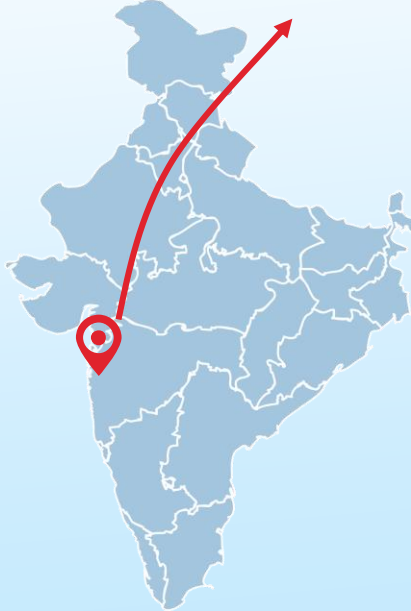


- Presence in 60 countries like Australia, Germany, Turkey, Bulgaria, Argentina, South Africa, Brazil, Indonesia, Thailand, Mauritius, Vietnam, Malaysia, Singapore, UAE, Tanzania etc
- Company also got recognised as a Star Export House in 2015.



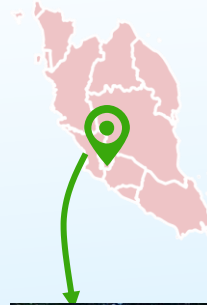
STAR EXPORT HOUSE
Certificate Holder

- Constantly tapping new markets, tie ups with reputed distributors with a sole selling policy to channelize its efforts in view of long term relationship.



INDIAN FACILITIES LOCATED AT MAHAPE, NAVI MUMBAI

- Trans Thane Creek Industrial Area, Mahape, Navi Mumbai.
- The Current production capacity is **36,500 MT p.a.**



MALYSIAN FACILITY AT BANDER BARU BANGI, MALAYSIA

- P1ot 71, Jalan P10/21, Selaman Industrial Park, 43650 Bandar Baru Bangi, Selangor, Malaysia.
- Current production capacity of **6,500 MT p.a.**



- Fineotex has state-of-the-art technology and is continuously updated with in-house R&D at 2 laboratories in Mumbai.
- Strong R&D capabilities help them increase customization levels of their products – leading to higher value addition for its customers.
- Extensive R&D is performed at the client's site. This is an important source for new developments as a lot of variables/factors like the client's plant machinery type and its speed, water quality, timing etc are critical for tweaking the quality and performance of the products.
- Laboratories are equipped with all kinds of modern equipment's like Brookfield Viscosimeters, Refractometers, Pilot Vessels and application equipment's to perform pre-treatment, dyeing, printing & finishing trials.
- Product features regularly improved by incorporating the latest technology and developing new specialty and cost-effective products.

Strong focus on R&D leads to high level of product customization








Strong Balance Sheet, Zero Debt,
High ROCE & ROE,
Consistent Dividend Paying

Strong geographical
footprints



Strong and well reputed
Management Team

Low cost producer;
competitive price
positioning



Access to best
technological knowledge
base through Biotex,
Malaysia

Well diversified portfolio -
High level of customization;
strong entry barriers



Strong Industry Knowledge
– 3 decades in specialty
chemicals business

1

High Entry Barriers

- Industry dominated by few players as strong technical knowhow needed
- High level of customization
- Quality & efficiency focused products

2

Sticky Customer Profile

- Critical products having significant impact on end product properties
- Products with high value addition and catering to sensitive chemical processes
- Reluctance of customers to switch easily

3

Pricing Power

- Cost of Products is a very small % to the end product prices.
- Highly technical products used in critical processes
- Customer don't focus on pricing but on reliability & technical superiority.

4

Strong and Established Brand Presence

- The Fineotex brand is well established since 3 decades and known for its superior quality
- Leveraging Biotex to penetrate the global markets
- Network of 68 distributors pan-India, offering higher returns to them to ensure better market share

5

Offering Innovative Solutions to Customers

- Diversified product portfolio including 400 products
- Products catering to the entire value chain in textile manufacturing process

6

Lower Per Unit Cost

- Higher Yield Products
- Better Productivity leading to reduction of Time and Energy cost
- Lower generation of Effluent

7

Customized Products

- Modifying the products as per customer needs
- New products developed based on in-house R&D and continuous trials at customer's shop floor
- Unique & efficient concentrated products with low dosage, transport and storage costs



Increasing Market Share

- Increasing market share in textile chemicals segment with more product range and novel applications.

Leverage Biotex Brand

- Leverage Biotex brand in domestic markets and increasing share in export markets.
- Using technical knowledge & expertise of Biotex to further enhance our product basket and processes .

Enter New Industry

- Looking to penetrate in speciality chemicals for non-textile applications.

Enhance Production Capacity

- To Increase production capacity by adding machinery and equipment's on a regular basis.
- Currently FCL have acquired land in Wada, Khopoli and additional land in Ambernath for future expansion.

Disciplined Capital Allocation

- The Company has made gradual capital allocations to increase capacities as needed and runs its facilities at optimum utilisations before planning any new capex.

A dark blue background featuring a faint image of a person in a suit pointing at a line graph. The graph shows a fluctuating dashed line and a solid line with an upward-pointing arrow. The x-axis is labeled with months from Jan to Nov. Two yellow arrow-shaped bars point towards the center text.

BUSINESS OVERVIEW

TEXTILE CHEMICALS

Pretreatment

Dyeing

Printing

Finishing

OTHER CHEMICALS

Agro-
Chemicals

Adhesives

Leather
Chemicals

Water
Treatment
Chemicals

Paper and
Paint
Chemicals

Construction
Chemicals

- Global textile chemicals market is expected to grow at a CAGR of 3.7% by 2020. **Global textile chemicals market to be valued at US\$25.42 billion by 2020.**

- The Company manufactures chemicals for the entire value chain for the textile industry including pretreatment, dyeing, printing and finishing process

- The company is one of the strongest players in finishing chemicals segment in India, with a higher focus on dyeing and finishing chemicals which have higher applicability on textiles and are more profitable.

- The Company consumes more than 300 raw materials like DCDA, DMA, 2 Ethyl Hexanol, Maleic Anhydrite, Acrylamide, Organic Surfactants, Butyl & Styrene Acrylate, Deta, Para formaldehyde to name a few.



SPINNING



WEAVING



PRETREATMENT



DYEING



PRINTING



FINISHING



Sizing

Polymers, Softener

De-sizing
Scouring
Bleach

Enzymes
Wetting &
Detergent
Sequestering
Additives

Finocon 14x
Finocon 4x
Finocon 10x
Finocon FBOL
Finocon Pinky
Finocon ECO Conc
Diquest S

Dyeing
Washing
Fixing

Dyes, Acids
Alkali
Leveling
Detergent
Fixer

Finocon DISP
Finosil AB
Finocon DG New
Finocon DALP
Diquest SNA
Finofix NFE
Finocon ADA Premium

Rotary
Printing
Table Printing

Dyes, Binder
Thickener
Fixer
Detergent
Loop-accelerator

Finoprint KBI
Finofix CL
Finofix CLMAG
Finothick KER
Finoprint WP
Finoprint AG
Finocon LACM SPL
Bioprint RDT

Exhaust
Padding

Softeners,
Silicones,
Polymers,
Resins

Silsoft
Finox SIL
Finox JET
Finox 999
Finox PVX
Finguard SI
Finox XLH Extra
Finolube PEC
ECO

Source: United state industrial fabrics institute, synthetic yarn and fiber association, Asian textile journal, Fiber economics bureau.

- Natural fibers and synthetic fibers contain primary impurities that are contained naturally, and secondary impurities that are added during spinning , knitting and weaving processes.
- Textile pre treatment is the series of cleaning operations. All impurities which causes adverse effect during dyeing and printing is removed in pre treatment process.

PRODUCT NAME	FUNCTION
De-sizing Agent	To remove the different types of sizes (Starch, waxes etc.) from the fabric/yarn
Wetting and Penetrating Agent	To reduce the surface tension of water and thus increase the absorbency of the water to the fabric
Sequestering Agent & Protective Colloid	To reduce the hardness of water and thus make ideal conditions for washing
Scouring Agent	To remove the oil , fats etc from the fabric
Silicone & Non Silicone Defoamers	To reduce the foam created during the process of treatment of fabric
Non-Silicate Peroxide stabilizer	To stabilize the peroxide of hydrogen peroxide in the pre treatment process
Peroxide Killer	To clear the residual peroxide from the fabric
Polyester Weight Reducing Catalyst	To reduce the weight of the polyester fabric during the caustic addition process
Anti-back Staining Agent	To prevent the staining of the pockets during the denim fabric treatment

▪ Dyeing is the process of adding color to textile products like fibers, yarns, and fabrics. Dyeing is normally done in a special solution containing dyes and particular chemical material. After dyeing, dye molecules have uncut chemical bond with fiber molecules. The temperature and time controlling are two key factors in dyeing. There are mainly two classes of dye, natural

and man-made.

▪ The dyeing process includes sequestering agents, acid buffers, polyester dyeing carrier, dispersing and oligomer removing agent, leveling agents, antcrease lubricants, washing off agents, dye fixing agents, soda ash substitute and reduction clearing agents.

PRODUCT NAME	FUNCTION
Sequestering Agent	To reduce the hardness of water and thus make ideal condition for processing
Silicone & Non Silicone Defoamers	To reduce the foam created during the process
Buffering Agent	To maintain the pH of dye bath throughout the dyeing process
Polyester Dyeing Carriers	To facilitate easy absorption and penetration of dyes by the polyester fabric
Dispersing Agent & Oligomer Removing Agent	To maintain the dispersion of dyes in the dyeing process and help to remove oligomers
Levelling Agent	To get even dyeing and even colour depth effect
Lubricants	To reduce the friction between fabric to fabric and fabric to machine and to reduce the creation of creases in the fabric
Washing off Agent	To remove the unfixed dyes from the fabric
Soda Ash Substitute	To substitute soda ash in the dyeing process of cotton
Dye-fixing Agent	To fix the dyes on to the fabric
Cationising Agent for Pigment Dyeing	To provide required cationic charge to the fabric in the pigment dyeing process

- Textile printing is the process of applying colour to fabric in definite patterns or designs. In properly printed fabrics the colour is bonded with the fibre, so as to resist washing and friction. Textile printing is related to dyeing but in dyeing properly the whole fabric is uniformly covered with one colour, whereas in printing one or more colours are applied to it in certain parts only, and in sharply defined patterns.
- This includes dispersing agents, binders acrylic, thickeners, white inks, washing off agents, softener for pigment printing.

PRODUCT NAME	FUNCTIONS
Dispersing, Penetrating, Swelling, Levelling & Defoaming Agent	To provide depth and even level printing effect, being added in the printing paste
Fixation Accelerators	To provide depth and fixation of dyes to the polyester printing fabric in loopager machine during the disperse printing process
Binders Acrylic, Self Thickening for Gold & Flock	To bind the pigment or dyes onto the fabric
Fixers in Pigment Printing	To provide fastness to the print
Thickeners	To provide viscosity to the printing paste to facilitate required printing effect
White Inks	To provide printing effect onto the fabric
Washing Off Agent	To remove the unfixed dye from the printed fabric

- In textile manufacturing, finishing is the processes that converts the woven or knitted cloth into a usable material and more specifically to any process performed after dyeing the yarn or fabric to improve the look, performance, or "hand" (feel) of the finish textile or clothing.
- The finishing process includes stiffeners, softeners-cationic,

silicone emulsions amino, wax finishing agents, antistatic agents, water repellants, antistatic agents, water repellants and soil resisting agents, polyurethane finishing agent, anticrease resins, anti pilling cum antislip agent, enzymatic bio polishing agent and yarn lubricants.

PRODUCT NAME	FUNCTIONS
Stiffeners	To provide stiff finish effect to the fabric
Softeners	To provide soft finish effect to the fabric
Silicone Emulsion	To provide silky and soft finish effect to the fabric
Wax Finishing Agent	To provide waxy finish to the fabric
Anti Static Agent	To reduce the static power of the fabric
Water Repellant & Soil Resisting Agent	To provide water repellency and dust repellency to the fabric
Polyurethane Finishing Agent	To provide bouncy feel to the fabric
Crease Recovery Agent	To reduce the crease and provide wrinkle free effect to the fabric
Delustering Agent	To remove the luster from the viscose fabric
Anti-pilling & Anti-Slip Agents	To remove the hairing and pilling problems from the fabric and also provide anti-slip effect
Enzymatic Bio-polishing Agent	To remove the surface protrudene fibers from the knit substrates and denim and thus improvise the surface feel

- FCL also manufactures other specialty chemicals like adhesives, food additives, foundry chemicals, defoamers, elastomers, cosmetic additives, flavours and fragrances across industries like

construction , water treatment , agriculture, leather, paint & paper and wood & handicraft.

INDUSTRY	PRODUCT NAME	FUNCTION
Agrochemical	Defoamers for fertilizers	To reduce the foam in the fertilizer production process
	Anticaking Agent	To avoid the caking of the powder fertilizer and thus keep it free flowing powder
Wood Working & Handicraft, Sticker and Bindi, Cigarette	Adhesives	Different kinds of adhesives for these Industries for sticking purpose
Other Industries ; <ul style="list-style-type: none"> Construction Water Treatment Leather Paper & Paint 	<ul style="list-style-type: none"> Admixture, Water Proofing, Binders , Polymers Boiler Chemicals, Cooling tower chemicals, Coating, Softening, Shine & Texture, Finishing agents, Defoamers, Emulsions, Antisetting agents 	<ul style="list-style-type: none"> To reduce water-cement ratio, provide water proofing To reduce hardness of the water To provide coating on the surface of leather To provide shining effect to the leather To reduce foam in the paper making process Helps to avoid setting the settling of pigments in the paints



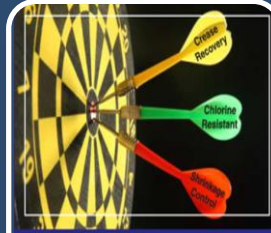
FINOCON ADA Premium



FINOCON ECO Conc




BIOPRINT BDT



FINOPRET ZF



FINOX XLH



CONCENTRATED PRODUCTS

FINOCON ADA Premium – Soda Ash Substitute

Benefits

Soda ash substitute,
Reduced cost of dyeing,
Single time addition in dye bath,
Reduces TDS by 80%

FINOCON ECO Concentrate – Acetic Acid Substitute

Benefits

Eco Friendly,
Economical,
Sulphate free,
Chloride free,
Formate free,
Viscose Safe

BIOPRINT BDT – Sodium Alginate Substitute

Benefits

Excellent viscous stability,
Anti dilution property,
Good wash off property,
Longer shelf life,
Good sharpness of prints

FINOPRET ZF – Zero Formaldehyde Resin

Benefits

Zero formaldehyde levels,
Chlorine resistant finish,
Excellent crease recovery,
Durable washing up to 100°C

FINOX XLH – TOWEL SILICONES

Benefits

Non yellowing silicone softener,
Super feel & shear stable,
Improves elastomeric properties,
Stretch recovery of Knitwear

CONCENTRATED PRODUCTS – Pretreatment, Dyeing, Printing & Finishing Chemicals

Benefits

Freight cost savings,
High efficacy,
Low dosage requirement,



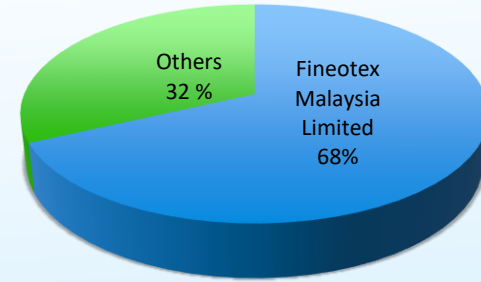
- Biotex was founded in 2002 in Malaysia by Dr. Cedric Veniat
- It manufactures innovative specialty chemicals using French Technology
- The manufacturing facilities are strategically located at an industrial hub in Selangor, Malaysia which helps it cater to key Asian and European markets
- It has a state-of-the-art manufacturing facility meeting global chemical industry standards
- It has a diverse basket of more than 50 high value products
- The unit is managed by a well known industry expert **Dr. Cedric Veniat**
 - He is of European decent with over 25 years of experience in the specialty chemicals industries
 - Prior to founding Biotex, he was working with Thor group for more than a decade



BioTex Value Addition

- Products complementary to Fineotex
- Well established brand in Asian and European market
- Provides technological edge to Fineotex products

Biotex Shareholding (%)



Fineotex Malaysia Limited acquired 60% stake in Biotex in 2011 for USD 1.8 million, increasing the stake to 68% as on FY17.

PRODUCTS

1. Silicone Products
2. Fluorocarbon Products
3. Resin Auxillaries
4. Pretreatment Auxillaries
5. Dyeing Auxillaries,
6. Flame – Retardant Technologies
7. Synthetic Thickeners/Binders

BIOTEX LTB – Low Temperature Bleaching



Biotex LTB

BENEFITS

- Low temperature bleaching agent at 75-80 degrees for 30 min
- Only caustic and peroxide required, BOD & COD levels are very low
- Less strength loss and higher DP rating
- Less weight loss
- Energy saving



Specialty Biotex Products

High potential & applicability in pretreatment process across all cotton substrates

BIOTEX NELA – Multifunctional Auxiliary for Pretreatment




Biotex NELA

BENEFITS

- All in one multifunctional product for pretreatment process
- Minimum caustic dosage approx 0.5%
- Water, energy and time saving
- 25-30% reduction in effluent COD level as compared to the traditional process
- Eco- Friendly and readily biodegradable

AquaStrike VCF– Non Toxic & Ecofriendly Mosquito Killer Liquid

- It is a non toxic, non polluting, Eco-friendly solution, produced in Malaysia with European design engineering.
- Simply poured on the water surface at a rate of 1ml per square meter, the silicon based liquid forms a molecule thick film, that doesn't stop water oxygenation (so no effect on fish, worms, snails and vegetals) but alter the water surface tension. As a result, larvae and pupae are unable to attach their breathing syphon and end up drowning.
- The adult mosquitoes while trying to lay eggs on the surface of the water, drown because of the lower surface tension.
- It doesn't kill the mosquitoes by poisoning. AquaStrike effect is physical not chemical, which eliminates the risk of mosquito developing immunity to the product as it is the case with some insecticides or even BTI.
- Approved by Ministry of Health in Malaysia and declared as Non-Pesticide by the Pesticide Board and allowed to use freely by consumers. The Singapore PUB (Public Utility Board) has approved it and even has the EU approval for shipment to Europe. NSF had also confirmed its Non Toxicity even in drinkable water. The Vietnam and Cambodia bodies have also approved and soon it will be under WHO registration application.
- The product is non smelly, invisible and to be poured/sprinkled like water instead of spraying in gases form. The handling is very simple and easy unlike in the case of BTI etc. allowing greater productivity of the personnel in charge of treatment.



- AquaStrike has also picked up comparatively from the last year so that has also given a very positive signal for the company.
- Time and again the company is working on lot of certifications for the AquaStrike which is required by the WHO.

A photograph of an industrial facility, likely a water treatment plant, featuring large blue cylindrical tanks and a network of green pipes. The scene is set against a clear blue sky. The image is overlaid with a semi-transparent dark blue filter. Two orange arrow-shaped graphic elements point towards the center, framing the text.

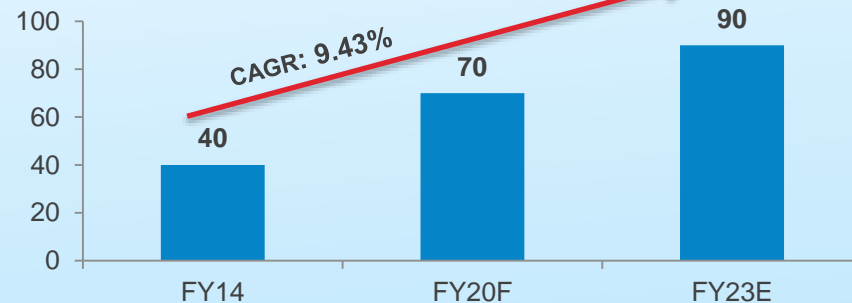
INDUSTRIAL OVERVIEW

- The specialty chemicals market has witnessed a growth of 14% in the last five years; the market size is expected to reach USD 70 Billion by 2020.
- The Indian Chemical Industry which is 3% of the global market size, is pegged at approximately \$ 108 bn .
- The volume of the international textile chemical market in the year 2013 was 9230.1 kilo tons and is speculated to reach 11,462.5 kilo tons by the year 2020.
- China, Western Europe, United States of America, India, Turkey, and Japan are some of the largest consumers of textile chemicals in the world.
- The market for textile chemicals in India is highly fragmented and comprises of over 300 large and small players in India.
- The global textile chemicals market was valued at US \$ 19 billion in 2012 and is further expected to grow at a CAGR of 3.7 percent from 2014 to 2020.

Global Aqueous PTFE Dispersion Market value and Revenue, 2014-2020 (Kilo Tons) (USD Million)



Specialty chemical growth outlook by FY23 (USD billion)



- The Indian Government has taken steps to improve competitiveness in the sector. The major being:
 - Industrial licensing being abolished for most sub sectors.
 - FDI up to 100% granted in the chemicals sector
 - The government is continuously reducing the list of reserved chemical items for production in the small-scale sector, thereby promoting Greater investment in technology up gradation and modernization
 - ‘Make in India’ initiatives and chemical industry can play a major role in this campaign by making India a manufacturing hub for chemicals, especially knowledge and specialty chemicals.
 - The Government has launched the Draft National Chemical Policy, which aims to increase chemical sector’s share in country’s GDP.
 - Policies initiated to set up Chemicals & Petrochemicals investment regions which will be a region spread across 250 kms for manufacturing of domestic and export-related products of Chemicals and petrochemicals.



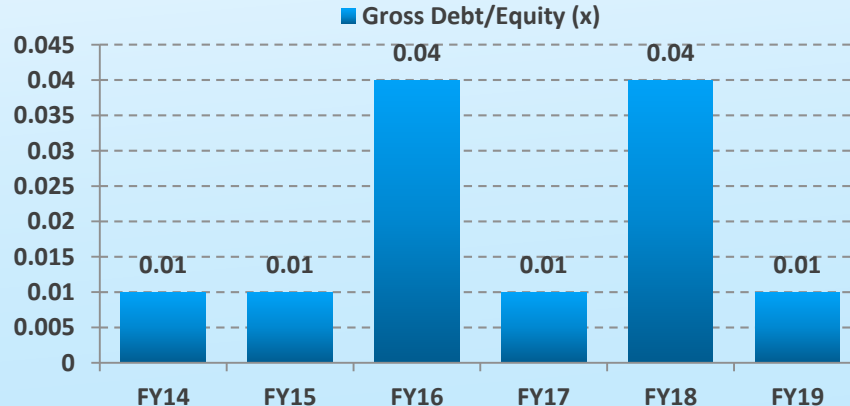
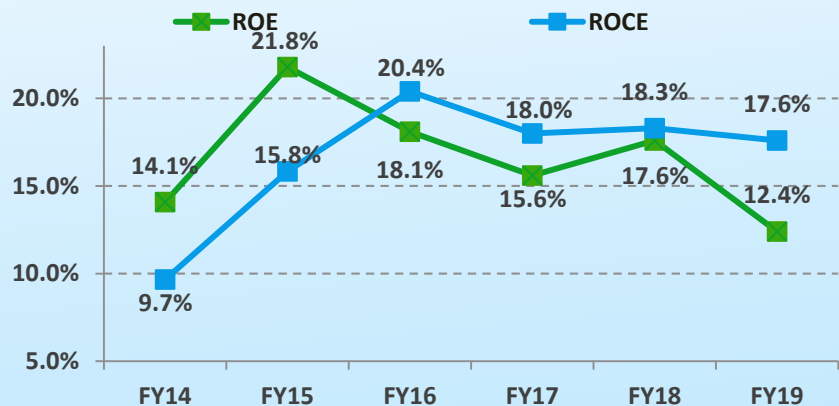
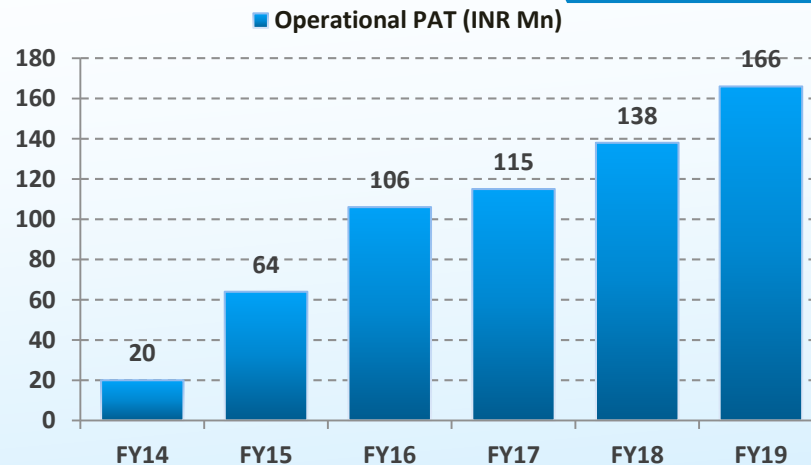
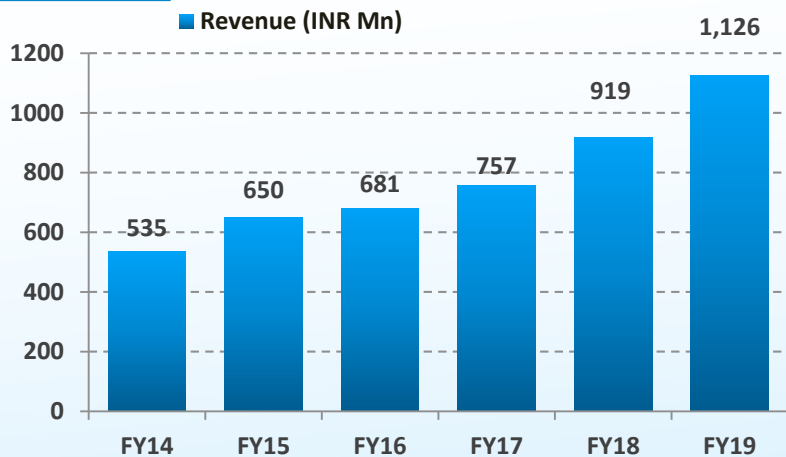


FINANCIAL OVERVIEW

INCOME STATEMENT (INR Mn)	FY14	FY15	FY16	FY17	FY18	FY19	Q1-FY20
Revenue	535	650	681	757	919	1,126	326
Expenses	486	537	498	565	683	869	253
EBITDA	49	113	183	192	236	257	73
Other Income	37	48	45	44	75	12	(2)
Depreciation	2	4	5	6	6	9	3
Finance Cost	3	3	3	3	4	6	1
Extra-Ordinary Items	(1)	-	-	-	-	5	-
PBT	80	154	220	227	301	249	67
Tax	22	42	69	68	89	76	20
Operational PAT*	20	64	106	115	138	166	49
PAT	58	112	151	159	213	173	47
Diluted EPS (INR)	2.59	1.00	1.35	1.43	1.91	1.56	0.42

*Operational PAT= PAT- Other Income + Extraordinary items

PARTICULARS (INR Mn)	FY17	FY18	FY19	PARTICULARS (INR Mn)	FY17	FY18	FY19
EQUITIES & LIABILITIES				ASSETS			
Shareholder Funds				Non Current Assets			
Equity Share Capital	223	223	223	Property, Plant & Equipment	163	180	247
Other Equity	798	988	1,161	Capital work-in-progress	-	-	-
				Investment in Property	-	-	38
				Investment in subsidiaries	94	94	94
Non Current Liabilities				Financial Assets			
Financial Liabilities				(i) Investments	508	585	432
(i) Borrowings	-	2	1	(ii) Loans & Advances	-	-	-
(ii) Other Financial Liabilities	2	4	5	(iii) Others	31	29	33
Provisions	-	-	-	Deferred tax assets (net)	4	2	3
Deferred Tax Liability	-	-	-	Non-Current Tax Assets	5	3	8
Other Non Current Liabilities	-	-	-	Other Non-Current Assets	39	40	39
				Current Assets			
				Inventories	72	119	138
Current Liabilities				Financial Assets			
Financial Liabilities				(i) Investments	-	72	49
(i) Borrowings	10	44	20	(ii) Trade Receivables	196	222	345
(ii) Trade Payables	113	116	149	(iii) Cash & cash equivalents	11	14	19
(i) Other Financial Liabilities	-	12	6	(iv) Bank Balance other than (iii) above	6	8	4
Other current liabilities	1	2	26	(v) Loans & Advances	-	-	-
Provisions	1	1	2	(vi) Other Financial Assets	3	6	-
				Other Current Assets	16	19	73
				Asset Classified as Held for Sale	-	-	72
Total	1,148	1,393	1,593	Total	1,148	1,393	1,593

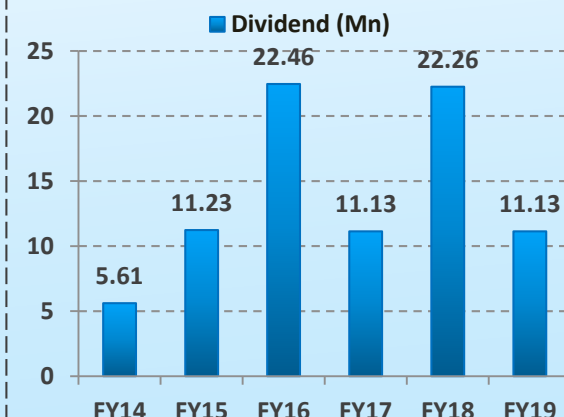

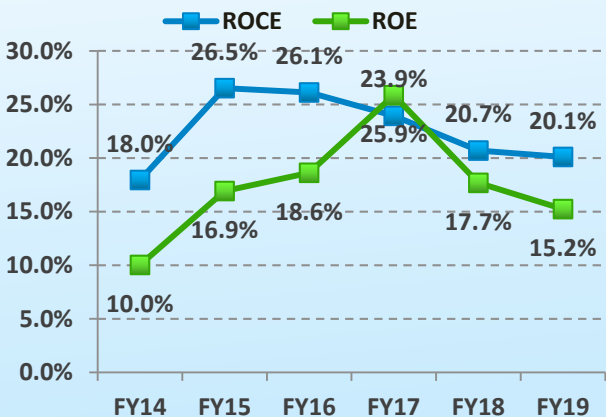
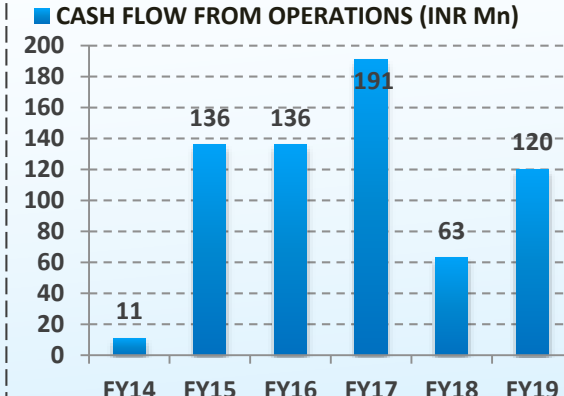
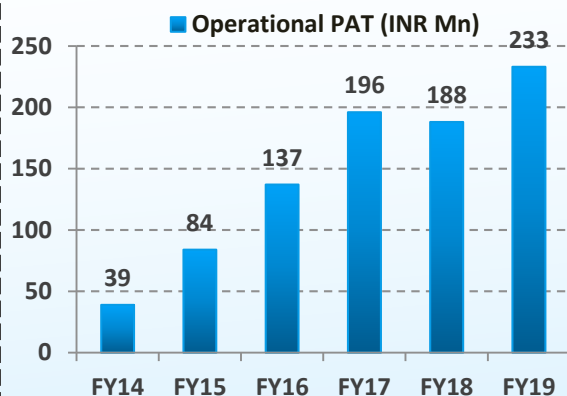
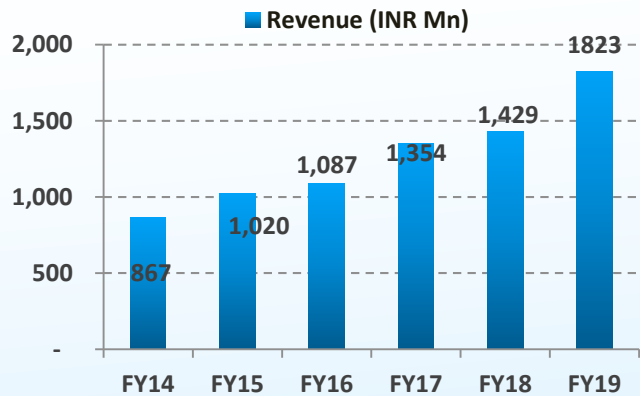


INCOME STATEMENT (INR Mn)	FY14	FY15	FY16	FY17	FY18	FY19	Q1-FY20
Revenue	867	1,020	1,087	1,354	1,429	1,823	497
Expenses	774	855	822	1,055	1,200	1,477	412
EBITDA	93	165	265	299	229	346	85
Other Income	28	45	33	43	52	15	(1)
Depreciation	3	5	6	6	6	10	3
Finance Cost	4	3	4	4	6	10	1
Extra-Ordinary Items	(2)	-	-	-	-	5	-
PBT	112	202	288	332	339	336	80
Tax	35	56	91	93	99	93	23
Operational PAT*	39	84	137	196	188	233	59
PAT after Minority Interest	65	129	170	239	240	243	58
Diluted EPS (INR)	2.89	1.15	1.52	2.15	2.04	2.02	0.5

*Operational PAT= PAT- Other Income + Extraordinary items

PARTICULARS (INR Mn)	FY 13	FY14	FY 15	FY 16	FY17	PARTICULARS (INR Mn)	FY 13	FY14	FY 15	FY 16	FY17
EQUITIES & LIABILITIES						ASSETS					
Shareholder Funds	581	647	763	913	1,060	Non Current Assets	200	224	556	647	743
(A) Share Capital	112	112	224	225	223	(A) Net Fixed Assets	66	76	117	131	173
(B) Reserves & Surplus	469	535	539	688	837	(B) Goodwill on consolidation	54	61	61	61	61
(C) Share Application Money	-	-	-	-	-	(C) Non-current investments	-	2	293	390	438
Minority Interest	35	43	54	48	72	(D) Long term Loans & Advances	75	81	80	60	67
Non Current Liabilities	33	7	-	-	-	(E) Other Non Current Assets	5	4	5	5	4
(A) Long Term Borrowings	33	7	-	-	-	(F) Foreign Currency translation	-	-	-	-	-
Current Liabilities	166	181	191	181	201	Current Assets	615	654	452	495	590
(A) Short term Borrowings	2	-	10	30	10	(A) Inventories	112	115	104	115	130
(B) Trade Payables	128	137	141	131	184	(B) Trade Receivables	167	219	223	254	300
(C) Other Current Liabilities	29	35	12	5	6	(C) Cash & Bank Balances	117	127	100	94	129
(D) Short-term provisions	7	9	28	15	1	(D) Short-term loans & advances	5	30	21	27	19
						(E) Other current assets	214	163	4	5	12
GRAND TOTAL - EQUITIES & LIABILITIES	815	878	1,008	1,142	1,333	GRAND TOTAL – ASSETS	815	878	1,008	1,142	1,333

PARTICULARS (INR Mn)	FY17	FY18	FY19	PARTICULARS (INR Mn)	FY17	FY18	FY19
EQUITIES & LIABILITIES				ASSETS			
Shareholder Funds				Non Current Assets			
Equity Share Capital	223	224	223	Property, Plant & Equipment	173	192	261
Other Equity	902	1,135	1,372	Capital work-in-progress	-	1	1
Minority Interest	72	62	57	Investment in Property	-	-	38
				Goodwill on Consolidation	61	61	61
Non Current Liabilities				Financial Assets			
Financial Liabilities				(i) Investments	508	585	432
(i) Borrowings	-	2	1	(ii) Loans & Advances	-	-	-
(ii) Other Financial Liabilities	2	4	4	(iii) Others	20	19	21
Provisions	-	-	-	Deferred tax assets (net)	4	2	3
Deferred Tax Liability	-	-	-	Non-Current Tax Assets	8	3	13
Other Non Current Liabilities	-	-	-	Other Non-Current Assets	39	40	39
				Current Assets			
Current Liabilities				Inventories	131	211	251
(a) Financial Liabilities				Financial Assets			
(i) Borrowings	10	44	20	(i) Investments	-	72	50
(ii) Trade Payables	157	107	209	(ii) Trade Receivables	289	279	491
(i) Other Financial Liabilities	2	12	25	(iii) Cash & cash equivalents	76	65	142
(b) Other current liabilities	26	13	38	(iv) Bank Balance other than (iii) above	54	17	6
(c) Short Term Provisions	1	2	2	(v) Loans & Advances	-	-	-
(d) Current Tax liabilities (Net)	-	-	2	(vi) Other Financial Assets	4	3	-
				Other Current Assets	28	55	72
				Asset Classified as Held for Sale	-	-	72
Total	1,395	1,605	1,953	Total	1,395	1,605	1,953

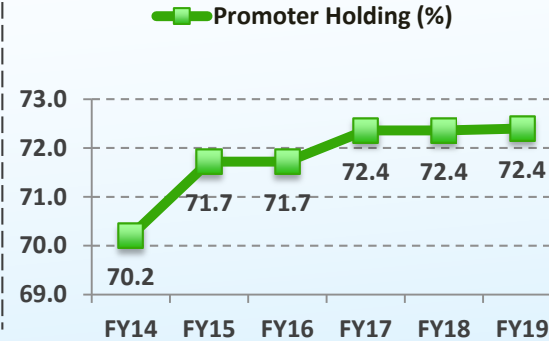


*9,98,110 shares bought back in FY17

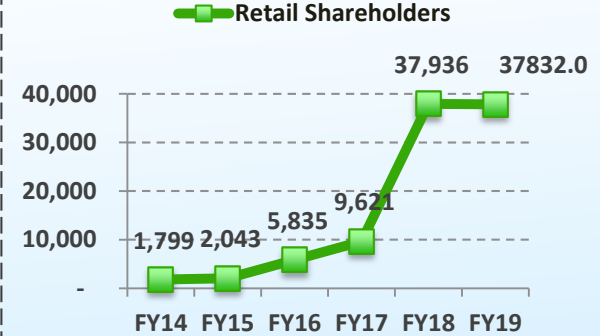
CASH FLOW (INR Mn)	FY13	FY14	FY15	FY16	FY17	FY18	FY19
Cash and Cash Equivalents at Beginning of the year	12	28	118	92	85	66	36
Cash Flow From Operating Activities	41	11	136	136	191	63	120
Cash Flow from Investing Activities	8	119	(124)	(98)	(109)	(94)	42
Cash Flow From Financing Activities	(31)	(36)	(26)	(15)	(58)	(36)	(34)
Effect of Exchange Rate Difference on Translation of Foreign Currency	(1)	(4)	(13)	(30)	(33)	37	8
Net Inc./ (Dec.) in Cash and Cash Equivalent	17	90	(26)	(7)	(9)	(30)	136
Cash and Cash Equivalents at End of the year	29	118	92	85	76	36	172

PRICE DATA (AS ON 30 th June, 2019)	
Face value (INR)	2.0
Market Price (INR)	35.0
52 Week H/L (INR)	62.9/29.6
Market Cap (INR Mn)	3895.5
Equity Shares Outstanding (Mn)	111.3
Free Float Market Cap (Mn)	1113.3
1 Year Avg. trading volume ('000)	303.5

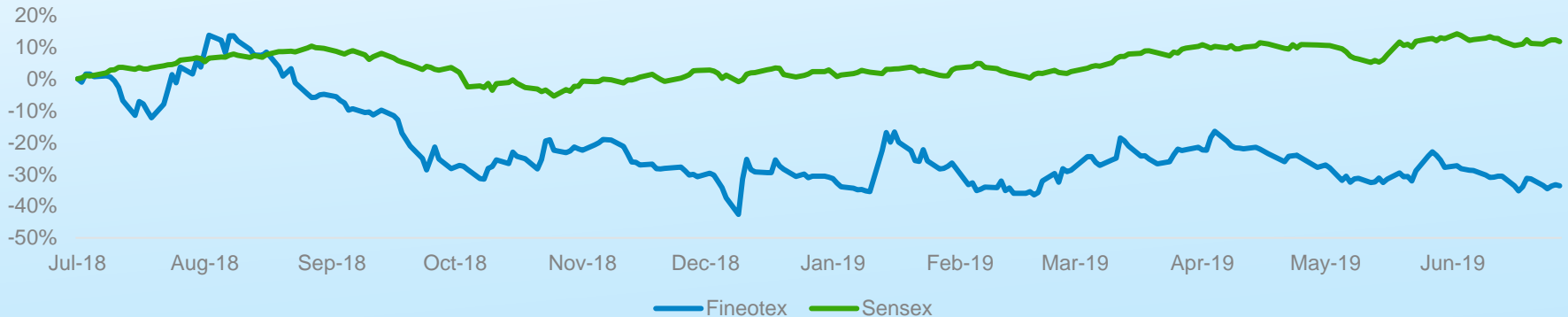
INCREASE IN PROMOTER HOLDING



INCREASE IN RETAIL SHAREHOLDERS



1 Year Share Price Movement (Up to 30th June, 2019)



This presentation and the accompanying slides (the “Presentation”), which have been prepared by Fineotex Chemical Limited (the “Company”), have been prepared solely for information purposes and do not constitute any offer, recommendation or invitation to purchase or subscribe for any securities, and shall not form the basis or be relied on in connection with any contract or binding commitment whatsoever. No offering of securities of the Company will be made except by means of a statutory offering document containing detailed information about the Company.

This Presentation has been prepared by the Company based on information and data which the Company considers reliable, but the Company makes no representation or warranty, express or implied, whatsoever, and no reliance shall be placed on, the truth, accuracy, completeness, fairness and reasonableness of the contents of this Presentation. This Presentation may not be all inclusive and may not contain all of the information that you may consider material. Any liability in respect of the contents of, or any omission from, this Presentation is expressly excluded.

Certain matters discussed in this Presentation may contain statements regarding the Company’s market opportunity and business prospects that are individually and collectively forward-looking statements. Such forward-looking statements are not guarantees of future performance and are subject to known and unknown risks, uncertainties and assumptions that are difficult to predict. These risks and uncertainties include, but are not limited to, the performance of the Indian economy and of the economies of various international markets, the performance of the tire industry in India and world-wide, competition, the company’s ability to successfully implement its strategy, the Company’s future levels of growth and expansion, technological implementation, changes and advancements, changes in revenue, income or cash flows, the Company’s market preferences and its exposure to market risks, as well as other risks. The Company’s actual results, levels of activity, performance or achievements could differ materially and adversely from results expressed in or implied by this Presentation. The Company assumes no obligation to update any forward-looking information contained in this Presentation. Any forward-looking statements and projections made by third parties included in this Presentation are not adopted by the Company and the Company is not responsible for such third party statements and projections.

Valorem Advisors Disclaimer:

Valorem Advisors is an Independent Investor Relations Management Service company. This Presentation has been prepared by Valorem Advisors based on information and data which the Company considers reliable, but Valorem Advisors and the Company makes no representation or warranty, express or implied, whatsoever, and no reliance shall be placed on, the truth, accuracy, completeness, fairness and reasonableness of the contents of this Presentation. This Presentation may not be all inclusive and may not contain all of the information that you may consider material. Any liability in respect of the contents of, or any omission from, this Presentation is expressly excluded. Valorem Advisors also hereby certifies that the directors or employees of Valorem Advisors do not own any stock in personal or company capacity of the Company under review.

For further information please contact our Investor Relations Representatives:



Valorem Advisors
Mr. Anuj Sonpal, CEO
Tel: +91-22 4903-9500
Email: fcl@valoremadvisors.com

Hemant Auti
Company Secretary
Tel: +91-22-26559174-75-76-77
Email: cs@fineotex.com



Thank You!

