

**Date: 29.01.2025**

<p><b>To,</b> <b>Chief Manager</b> <b>Listing Compliance Department</b> <b>National Stock Exchange of India Limited (NSE)</b> <b>Exchange Plaza, Plot no. C-1, Block-G,</b> <b>Bandra Kurla Complex,</b> <b>Bandra (E), Mumbai -400 051</b></p> <p><b><u>Scrip Symbol: WEL</u></b> <b><u>ISIN: INE02WG01024</u></b></p>	<p><b>To,</b> <b>BSE Limited</b> <b>Corporate Relation Department</b> <b>1st Floor, New Trading Ring</b> <b>Rotunga Building Phiroze Jeejeebhoy</b> <b>Towers</b> <b>Dalal Street, Mumbai - 400 001</b></p> <p><b><u>Scrip Code: 543449</u></b></p>
---	---

**Sub: Submission of Corporate Presentation**

Dear Sir/Madam

Please find enclosed the corporate presentation for Investors. The presentation is being submitted in compliance with Regulation 30 read with Schedule III of Para A of the Securities and Exchange Board of India (Listing Obligations and Disclosure Requirements) Regulations, 2015.

You are requested to kindly take the same in your records.

Thanking You,

**For Wonder Electricals Limited**

**DHRUV** Digitally signed  
by DHRUV  
**KUMAR** KUMAR JHA  
Date: 2025.01.29  
**JHA** 15:38:27 +05'30'

**Dhruv Kumar Jha**  
**Company Secretary & Compliance Officer**

**Encl: As above**

# Wonder

Electricals Limited

Investor Presentation January 2025



# Disclaimer



This presentation has been prepared by Wonder Electricals Ltd. solely to provide information about the Company to its stakeholders. No representation or warranty, express or implied is made as to, and no reliance should be placed on, the fairness, accuracy, completeness or correctness of such information or opinions contained herein. None of the Company nor any of its respective affiliates, advisers or representatives, shall have any liability whatsoever (in negligence or otherwise) for any loss howsoever arising from any use of this presentation or its contents or otherwise arising in connection with this presentation. The information contained in this presentation is only current as of its date. The Company may alter, modify or otherwise change in any manner the content of this presentation, without obligation to notify any person of such revision or changes. Certain statements made in this presentation may not be based on historical information or facts and may be "forward-looking statements", including those relating to the Company's general business plans and strategy, its future financial condition and growth prospects, and future developments in its industry and its competitive and regulatory environment. Actual results may differ materially from these forward-looking statements due to number of factors, including future changes or developments in the Company's business, its competitive environment, information technology and political, economic, legal and social conditions in India. Please note that this presentation is based on the publicly available information including but not limited to Company's website and Annual Reports. This communication is for general information purposes only, without regard to specific objectives, financial situations and needs of any particular person. Please note that investments in securities are subject to risks including loss of principal amount. This presentation does not constitute an offer or invitation to purchase or subscribe for any shares in the company and neither any part of it shall form the basis of or be relied upon in connection with any contract or commitment whatsoever.

# Table of Contents



01  
Quarterly & Nine Monthly Performance

02  
Company Overview

03  
Business Overview

04  
Manufacturing Facilities

05  
Financial Overview

06  
Way Forward

Quarterly

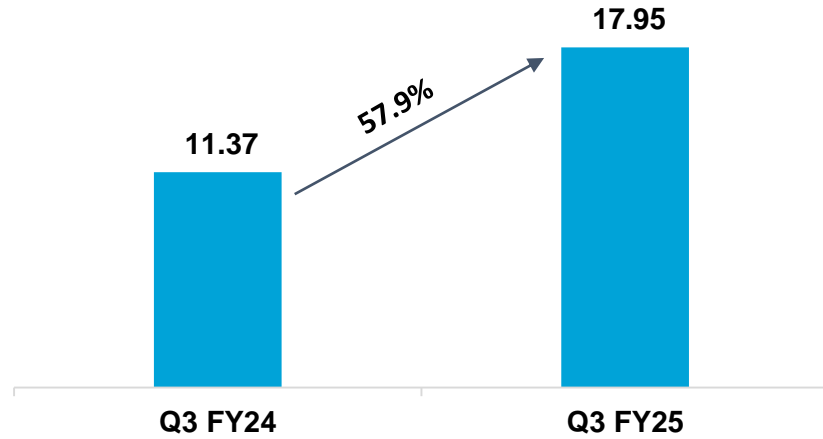


**& Nine Month**

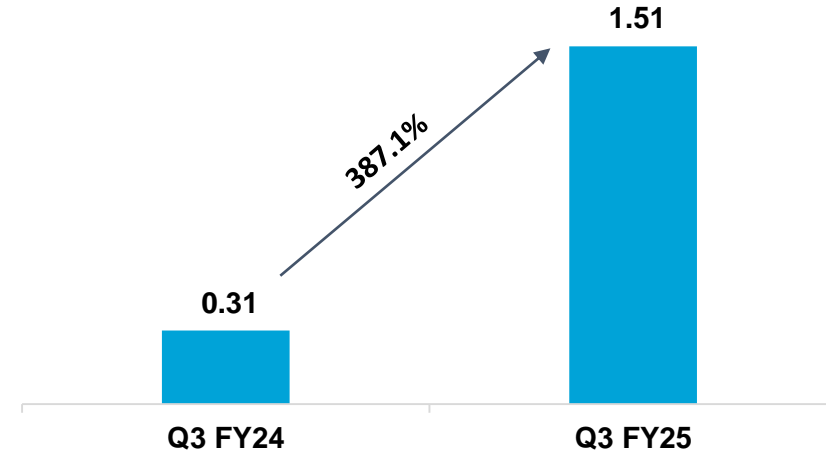
Performance

# Quarterly Product Sales Mix

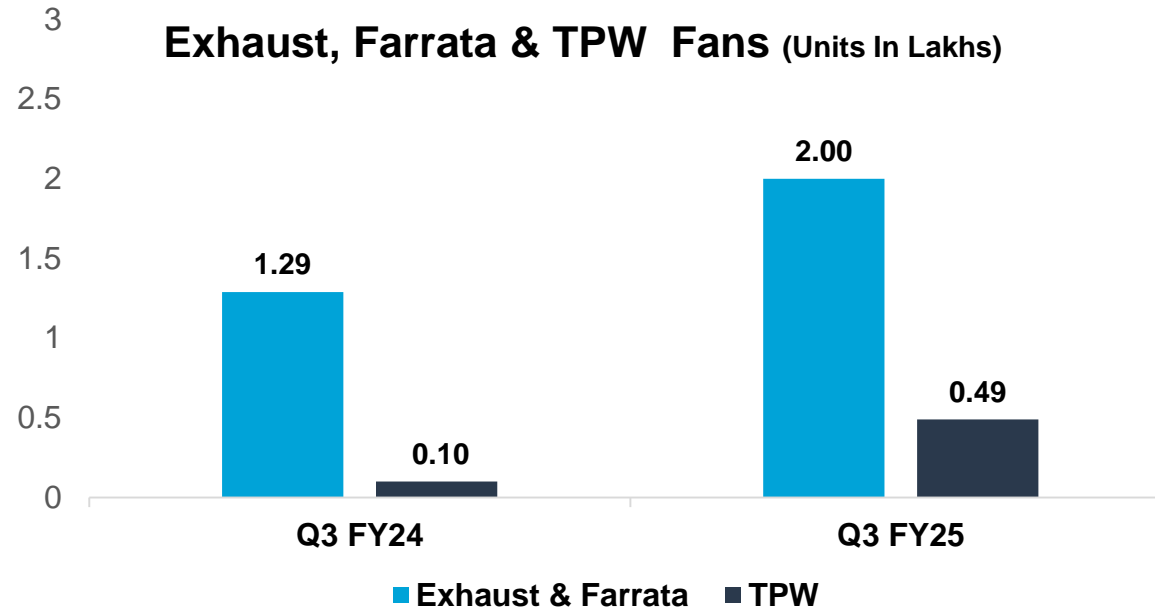
## Induction Fans (Units in Lakhs)



## BLDC Fans (Units in Lakhs)

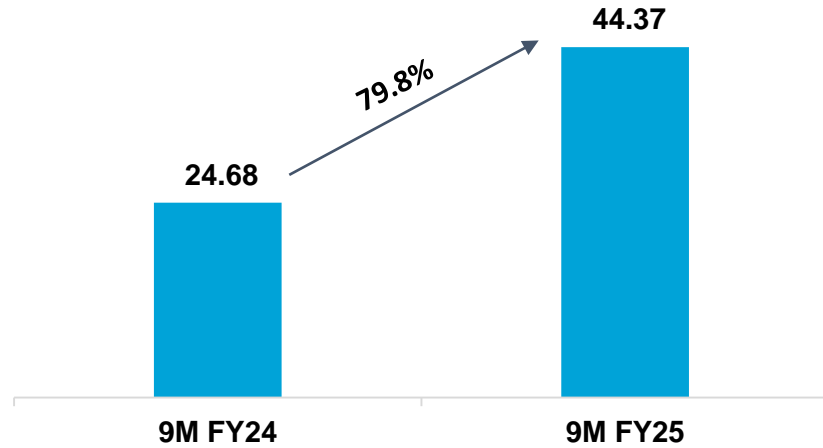


## Exhaust, Farrata & TPW Fans (Units in Lakhs)

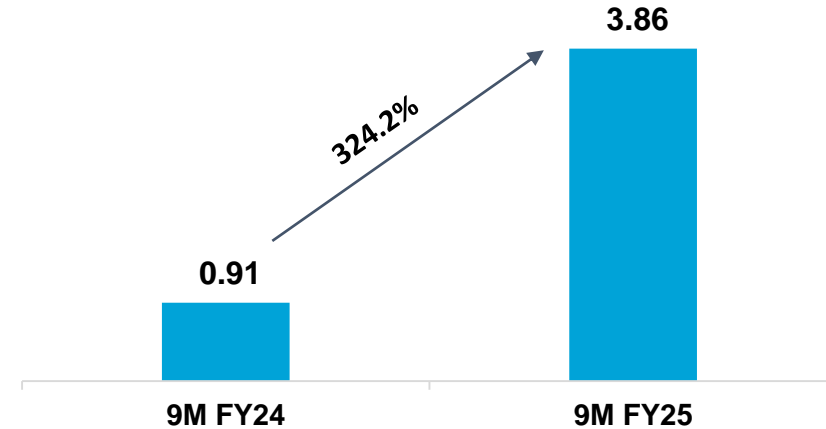


# Nine Month Product Sales Mix

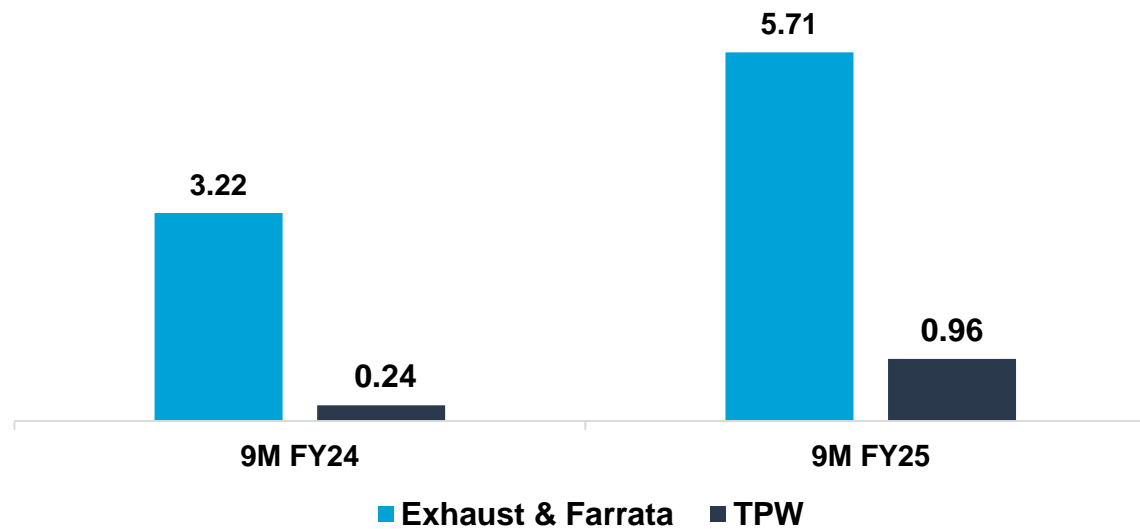
## Induction Fans (Units in Lakhs)



## BLDC Fans (Units in Lakhs)

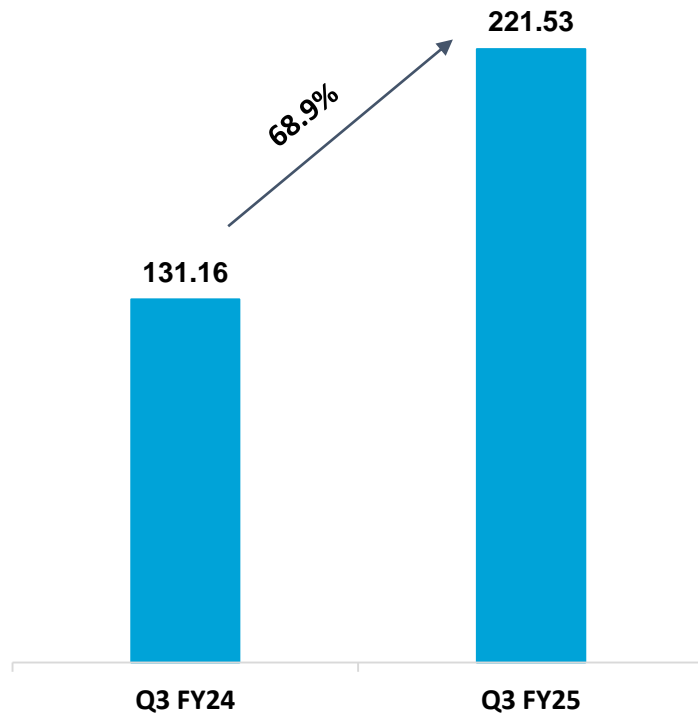


## Exhaust, Farrata & TPW Fans (Units in Lakhs)

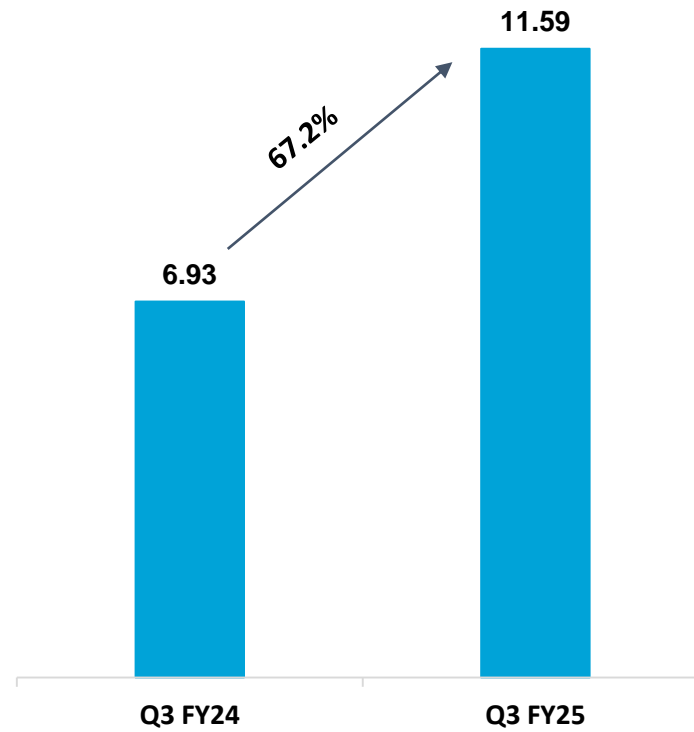


# Q3 FY25 Financial Highlights

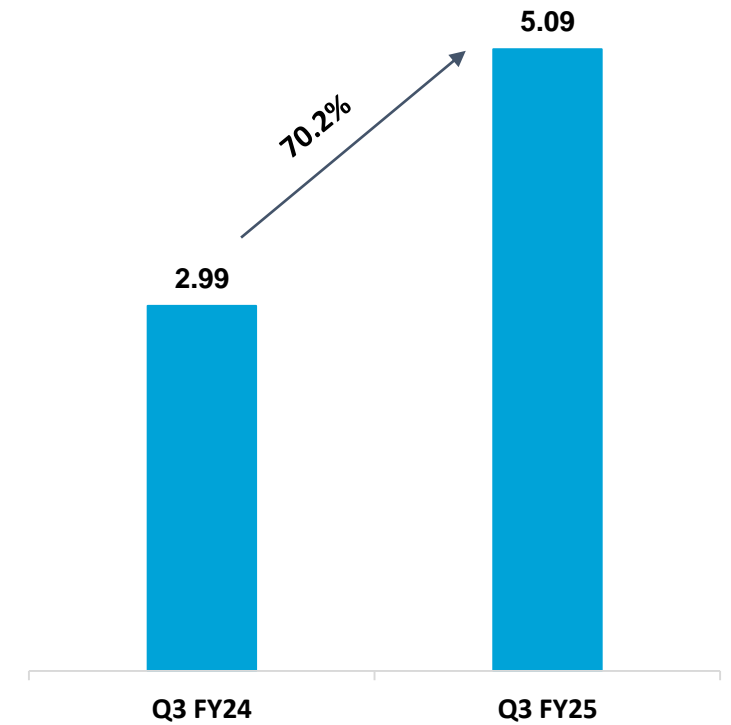
**Operational Revenue (Rs. Cr.)**



**EBITDA (Rs. Cr.)**



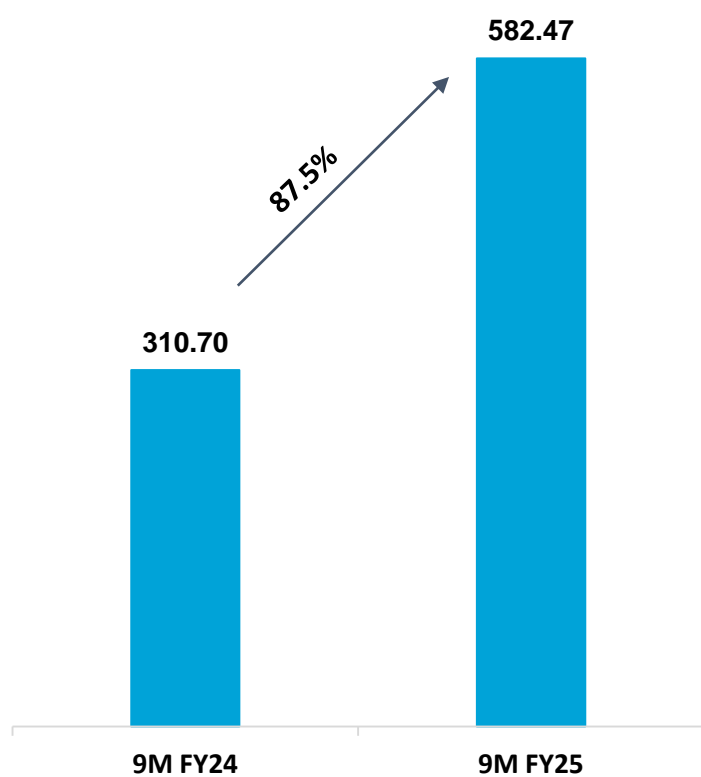
**PAT (Rs. Cr.)**



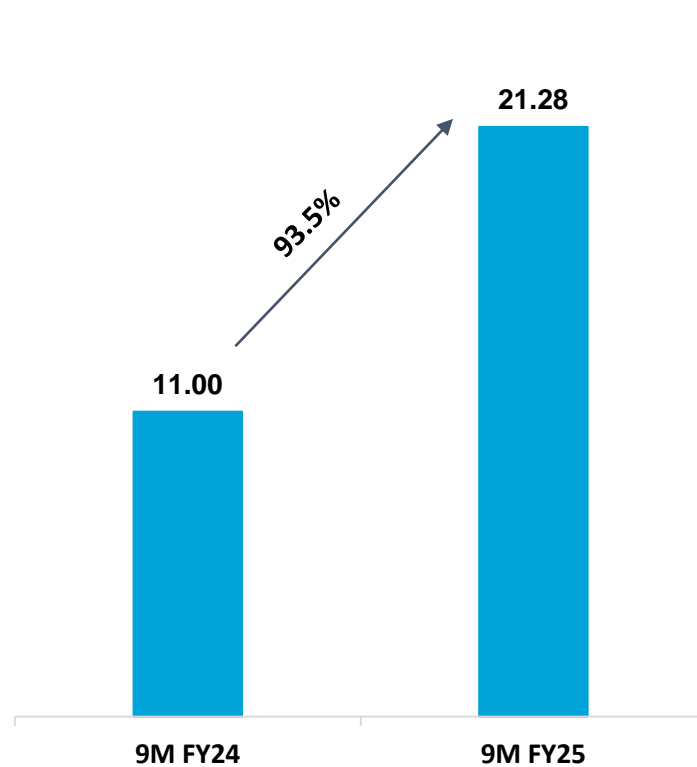


# 9M FY25 Financial Highlights

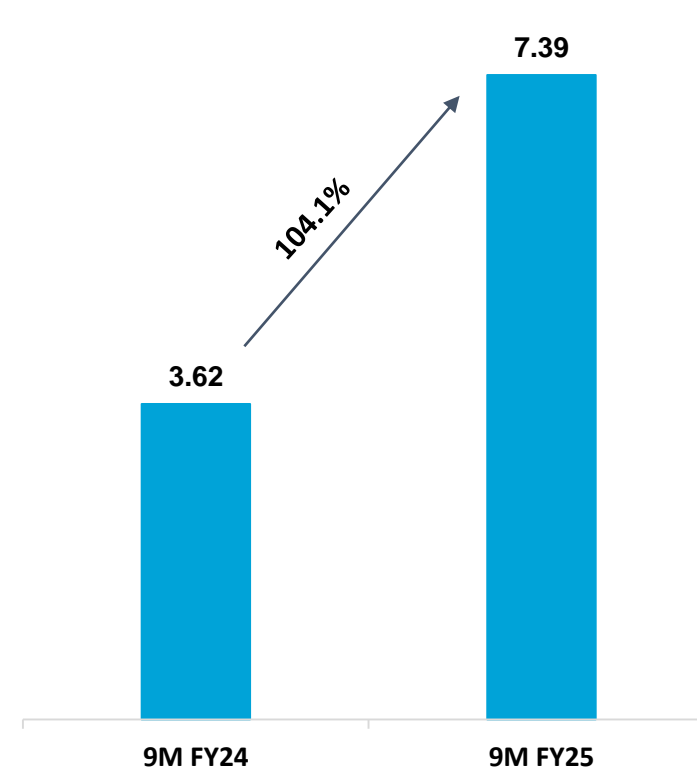
**Operational Revenue (Rs. Cr.)**



**EBITDA (Rs. Cr.)**



**PAT (Rs. Cr.)**



# Management Comment



Mr. Yogesh Sahni

*“I am pleased to share the performance highlights for Q3 FY25, which has been a highly rewarding quarter for Wonder Electricals Limited. We have achieved impressive revenue growth, with a **69% year-on-year increase**, bringing our Revenue from Operations to ₹ **221.53 Crores**. This growth, driven by higher sales volumes, reflects the strong customer trust in our products. Additionally, our commitment to offering premium and value-added products has contributed to an expansion in margins during the first nine months of FY25. This is a clear reflection of our strategy to drive innovation and enhance our product offerings to meet evolving customer demands.*

*As part of our continued strategic expansion, we are in the process of incorporating a new LLP—either Integrated Motion & Control LLP or Electronic Solution LLP—with a **51% stake** and a capital infusion of ₹**1 crore**. This new venture will focus on the manufacturing of PCBs and allied electronic products, further diversifying our product portfolio and reinforcing our leadership in the industry. We are fully committed to innovation, growing our customer base, and delivering long-term value to our stakeholders.*

*Looking ahead, we remain focused on expanding our customer base through cutting-edge R&D initiatives, which will enable us to develop innovative designs, enhance product quality, and tailor solutions to meet the diverse needs of our clients. We are confident that these efforts, along with our strategic initiatives, will continue to drive growth and further strengthen our market position*

# Quarterly Income Statement

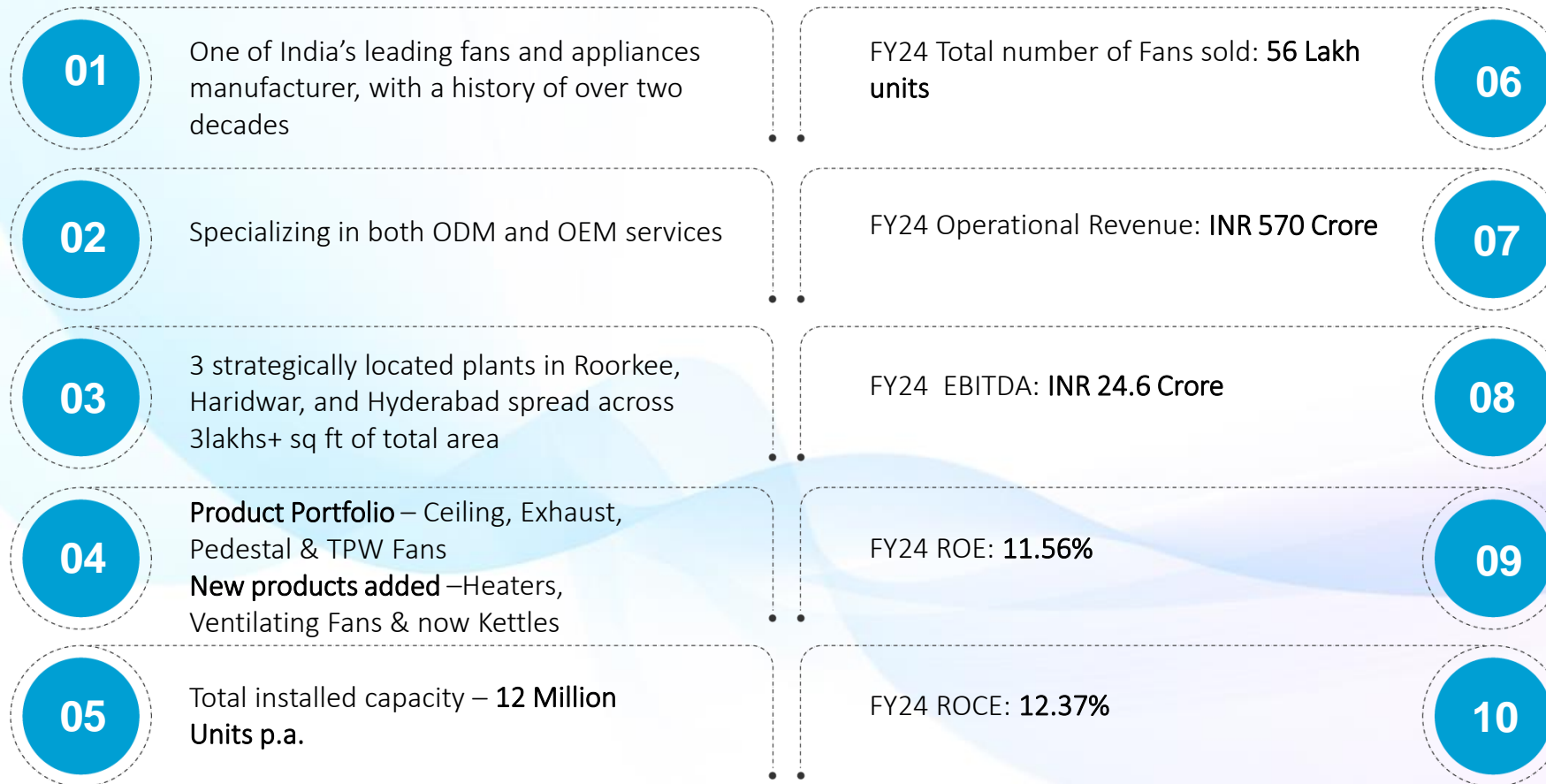
Particulars (Rs. Crore)	Q3 FY25	Q3 FY24	YoY%
Revenue from Operations	221.53	131.16	68.90%
Other Income	0.38	0.04	
<b>Total Operational Revenue</b>	<b>221.91</b>	<b>131.20</b>	<b>69.13%</b>
Raw Materials	196.37	116.11	
Employee Cost	11.71	6.85	
Other Cost	1.86	1.27	
<b>Total Expenditure</b>	<b>209.94</b>	<b>124.24</b>	
<b>EBITDA (excl. Other Income)</b>	<b>11.59</b>	<b>6.93</b>	<b>67.24%</b>
<b>EBITDA Margin (%)</b>	<b>5.23%</b>	<b>5.28%</b>	<b>(5 bps)</b>
Depreciation	1.76	1.56	
Interest	2.28	1.42	
<b>PBT</b>	<b>7.93</b>	<b>3.99</b>	<b>98.93%</b>
Tax	2.84	0.99	
<b>PAT</b>	<b>5.09</b>	<b>2.99</b>	<b>70.23%</b>
<b>PAT Margin (%)</b>	<b>2.30%</b>	<b>2.28%</b>	<b>2 bps</b>
<b>Basic EPS (Rs.)</b>	<b>0.38</b>	<b>0.22</b>	

# Nine Monthly Income Statement

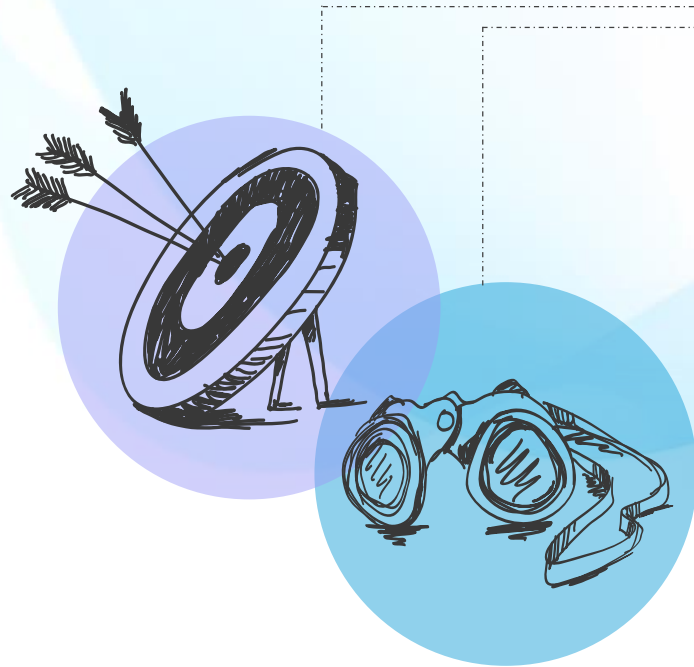
Particulars (Rs. Crore)	9M FY25	9M FY24	YoY%
Revenue from Operations	582.47	310.70	<b>87.47%</b>
Other Income	0.39	0.88	
<b>Total Operational Revenue</b>	<b>582.86</b>	<b>311.58</b>	<b>87.07%</b>
Raw Materials	<b>524.01</b>	<b>280.67</b>	
Employee Cost	32.56	16.20	
Other Cost	4.63	2.83	
<b>Total Expenditure</b>	<b>561.20</b>	<b>299.70</b>	
<b>EBITDA (excl. Other Income)</b>	<b>21.28</b>	<b>11.00</b>	<b>93.45%</b>
<b>EBITDA Margin (%)</b>	<b>3.65%</b>	<b>3.54%</b>	<b>11 bps</b>
Depreciation	4.93	4.12	
Interest	5.29	2.81	
<b>PBT</b>	<b>11.44</b>	<b>4.95</b>	<b>131.01%</b>
Tax	4.05	1.33	
<b>PAT</b>	<b>7.39</b>	<b>3.62</b>	<b>104.14%</b>
<b>PAT Margin (%)</b>	<b>1.27%</b>	<b>1.17%</b>	<b>10 bps</b>
<b>Basic EPS (Rs.)</b>	<b>0.55</b>	<b>0.27</b>	

# Company Overview

# About us



# Vision & Mission



## Aims

Outpace market growth and become a leading name by leveraging five key pillars: Branding, Portfolio, Go-to-Market strategies, Operational excellence, and Organizational leadership.



## Diversification

Expand product portfolio to align with evolving consumer trends and technological advancements.



## Growth

Increase presence in motors based on market demand.



## Vision

Become a global leader in energy-efficient fans, motors, home appliances, and related equipment through technology-driven solutions.



## Capacity

Enhance production capacity to meet current market needs.



## Innovation

Prioritize energy efficiency and technology in new products.



## International Expansion

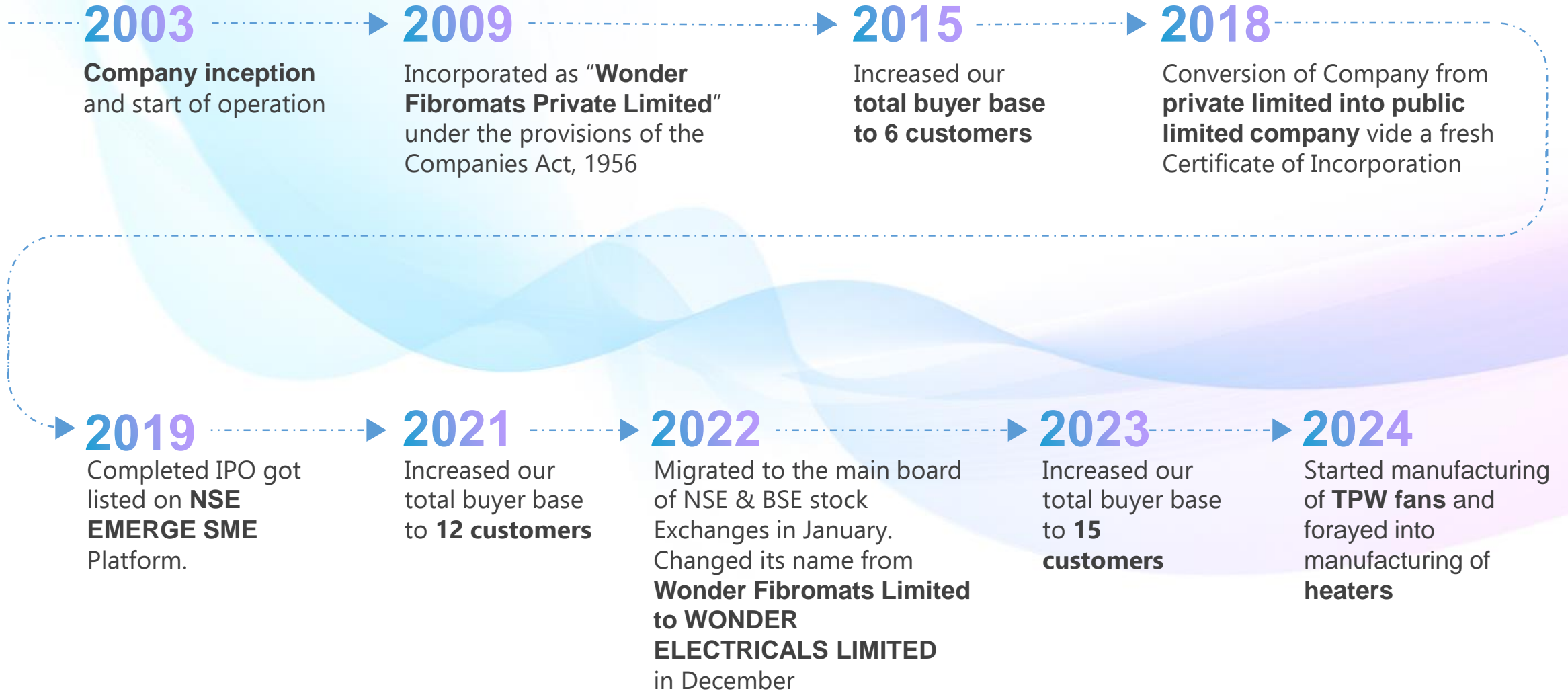
Enter global markets with existing products.



## Product Range

Introduce new products for both domestic and international markets.

# Timeline





**Business**



Overview

# Business Overview



# Key Strengths


- 01** Efficient mass production with an installed capacity exceeding 12 million units annually, committed to quality and complete customer satisfaction.
- 02** As the company is leading ODM for fans in the country, their In-house design and development team, including engineers, draftsmen, and designers, with expertise in mechanical, electrical, and aesthetic design for quick turnaround is one of their moats and preferred by many customers
- 03** As the market shifts to BLDC fans, Wonder Electricals stands as a leader to capitalize on this opportunity and further expand it's reach
- 04** Their in house manufacturing facilities produces significant synergies for them as they have a complete backward integration of this process
- 05** Extensive and diverse product portfolio which includes ceiling fans with star rating between 1 to 5 star (this is a range of induction & BLDC fans), metal exhaust & farrata fans. We also produce a plastic range of Table, Pedestal and Wall Fans.
- 06** Capacity to produce 40,000 fans in a day, one of the highest capacities in the country
- 07** Guided by a highly experienced management team who possess over 5 decades of Industry experience

# Product Profile of the company

## Fans



BLDC



Induction



Exhaust & Farrata Fans



TPW fans

## Appliances



Electric Heater



Kettles

# Company Management



**Harsh Kumar Anand**

Mr. Harsh, B.Tech (Electrical), is the **Promoter, Director, and Chairman** of the Company. With over 50 years of experience in manufacturing components for electric fans, sales, and client retention, he oversees daily operations and formulates business policies and growth strategies. He has been on the board since June 7, 2013.



**Yogesh Sahni**

Mr. Yogesh Sahni, **Promoter and Managing Director**, holds a Graduate degree from Sri Ram College of Commerce. With over 40 years of diverse industry experience (packaging, stationery, construction) he began fan manufacturing in 1988 and has significantly grown the business. He has been on the board since June 7, 2013.



**Yogesh Anand**

Mr, Yogesh Anand is the **Promoter , Director and CFO** of the Company, holding a Postgraduate degree in Commerce. With over 45 years of experience in fan manufacturing and financial management, he oversees both financial operations and strategy and has overseen similar companies in the past

# Company Management




**Jatin Anand**

Mr. Jatin Anand, a Whole Time Director, holds a B.E. in IT and an MBA. With over 15 years of experience in manufacturing electric ceiling, exhaust, and plastic fans, he manages daily operations, including production and supply chain. He has been on the board since May 12, 2016.



**Karan Anand**

Mr. Karan Anand, a Whole Time Director, holds a B.E. in Computer Science and an MBA. With over 15 years of experience in manufacturing electric ceiling, exhaust, and plastic fans, as well as their components, he has been on the board since May 12, 2016.




**Siddhant Sahni**

Mr. Siddhant Sahni, a Whole Time Director, holds a Bachelor's degree in Business Administration. With over 13 years of experience in consumer electronics and home appliances, particularly in ceiling and exhaust fans, he is known for his strategic vision, operational excellence, and commitment to innovation. He has been on the board since May 12, 2016.

# Manufacturing Facilities



# State-of-Art Manufacturing Facilities

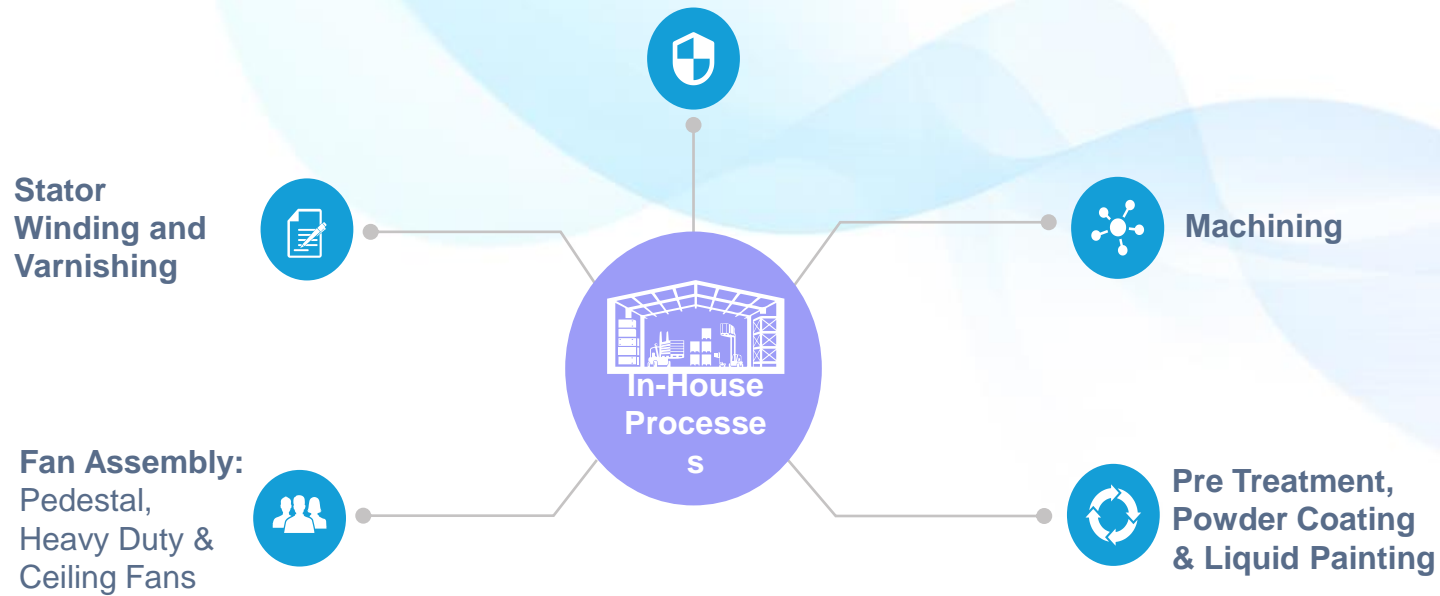




# Plant 1 : Roorkee

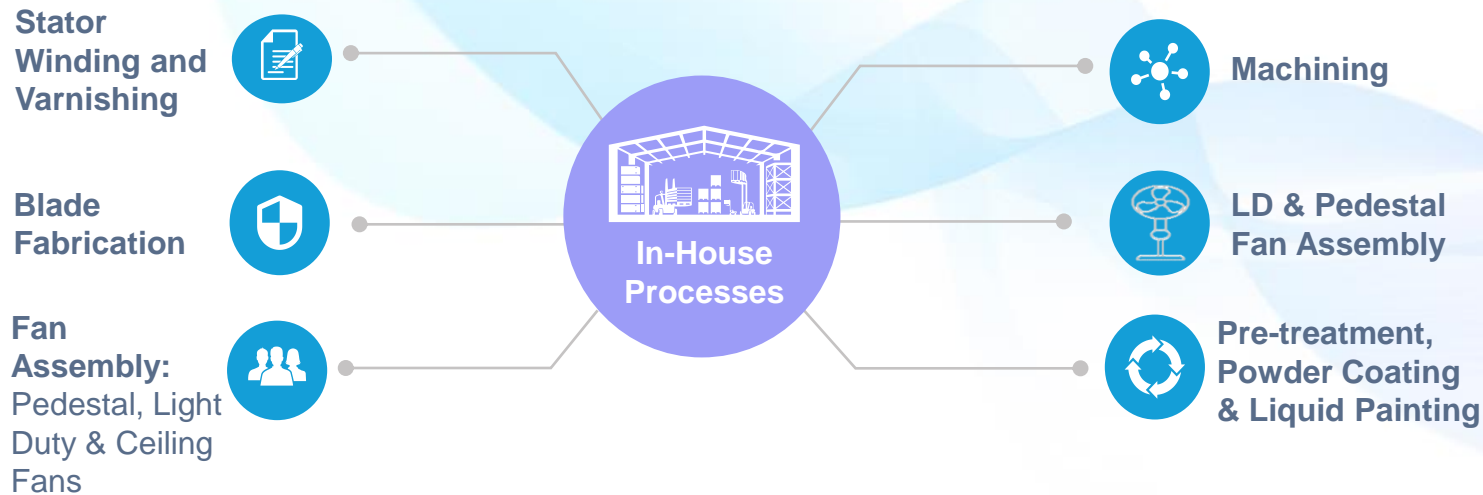
Wonder Electricals Limited – Roorkee Plant	
Land Area	9,500 sq. mtr. Approximately
Covered Area	13,350 sq. mtr. Approximately

## Blade Fabrication



# Plant 2 : Haridwar

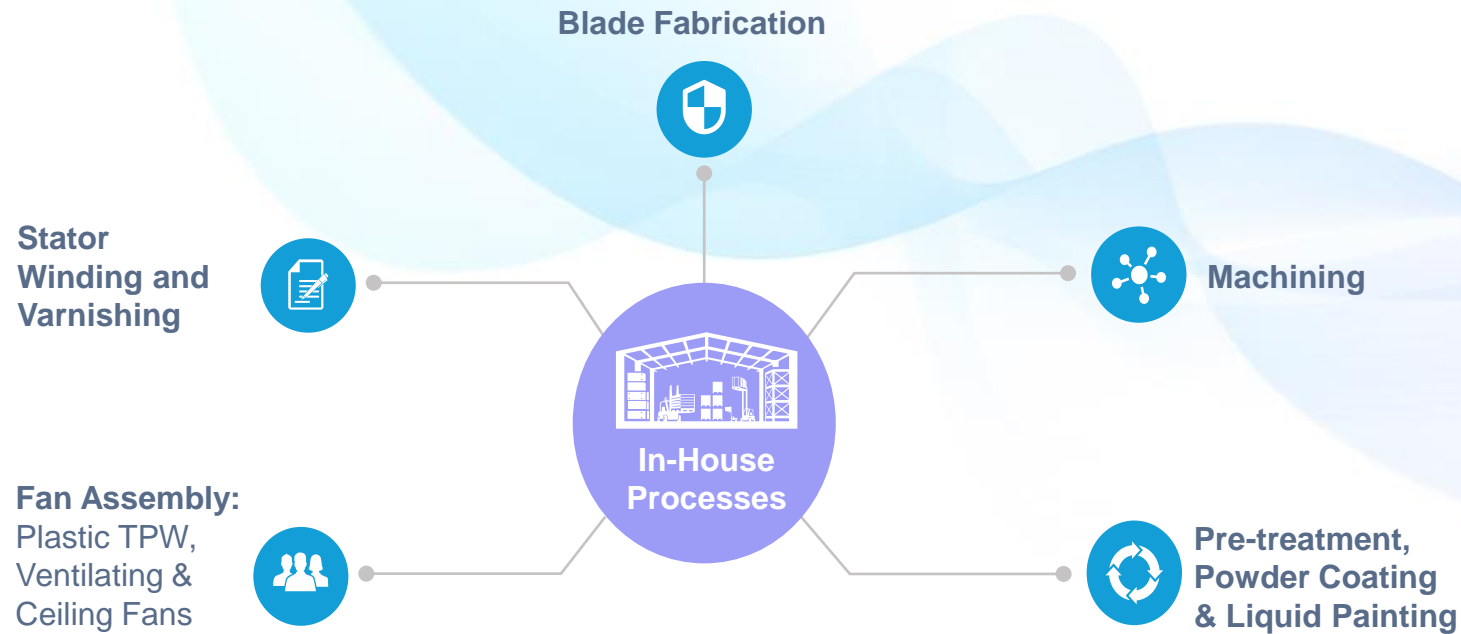
Wonder Electricals Limited – Haridwar Plant	
Land Area	3,600 sq. mtr. Approximately
Covered Area	8,850 sq. mtr. Approximately



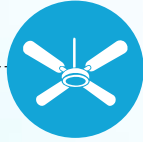
# Plant 3 : Hyderabad

## Wonder Electricals Limited – Hyderabad Plant

Land Area	7,200 sq. mtr. Approximately
Covered Area	11,100 sq. mtr. Approximately



# Industry Overview



The **Indian ceiling fan market** is majorly driven by rapid urbanization and the increasing construction of new residential buildings. This is further supported by several initiatives undertaken by the Government of India (GoI) to expand housing projects and develop smart cities across the country.



As per IMF estimates, **India's per capita income** (at constant prices) is expected to grow at 5-6% CAGR in real terms from Fiscal 2025 to Fiscal 2027. Complemented by consumer shift towards premium products, will help in improving realizations for both brands & OEMs




**Housing Growth in India** - In the Union Budget 2023-24, the Finance Ministry announced a commitment of Rs. 79,000 crore for PM Awas Yojana, which represents a 66% increase compared to last year. In the 2024-25 interim Budget, Finance Minister announced a boost for India's affordable housing sector by adding 2 Crore more houses to the flagship scheme PMAY-U.



The **increasing market share of organized players**, driven by a reduction in the price gap between organized and unorganized competitors, indicates that this trend is likely to continue.



**The Hospitality Industry** - In Indian Hospitality Market size is estimated to grow at a CAGR of 13.96% during the forecast period of 2024-2029.



There has been **exponential growth in the use of exhaust fans** across various sectors, including cloud kitchens, restaurants, manufacturing plants, and factories.

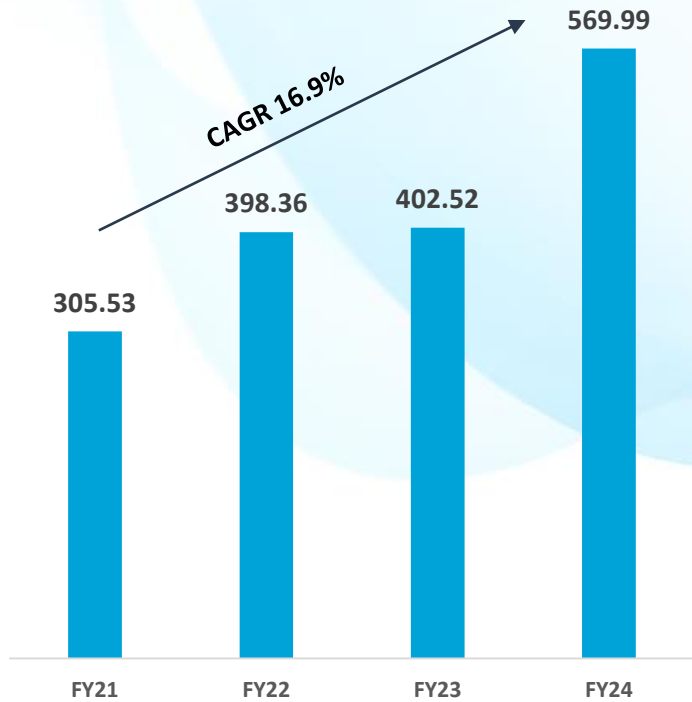
Financial



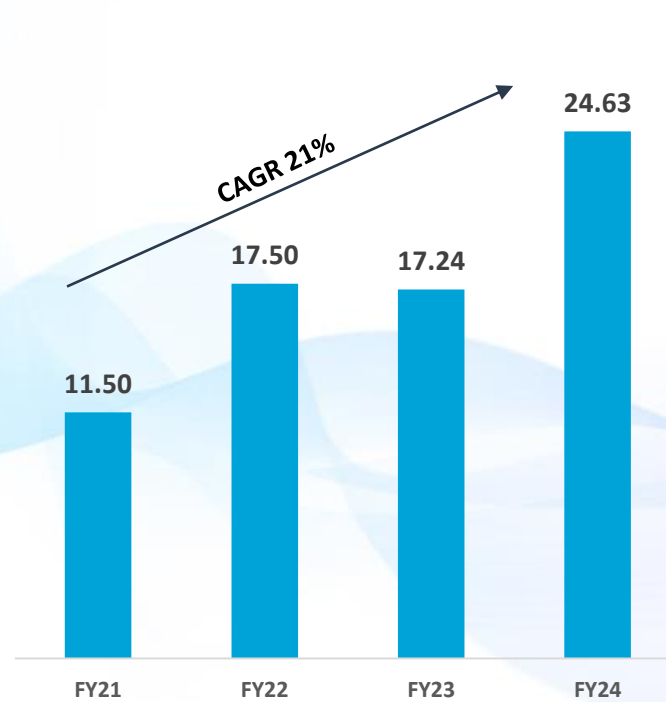
Overview

# Financial Highlights

### Operational Revenue (Rs. Crs)



### EBITDA (Rs. Crs)

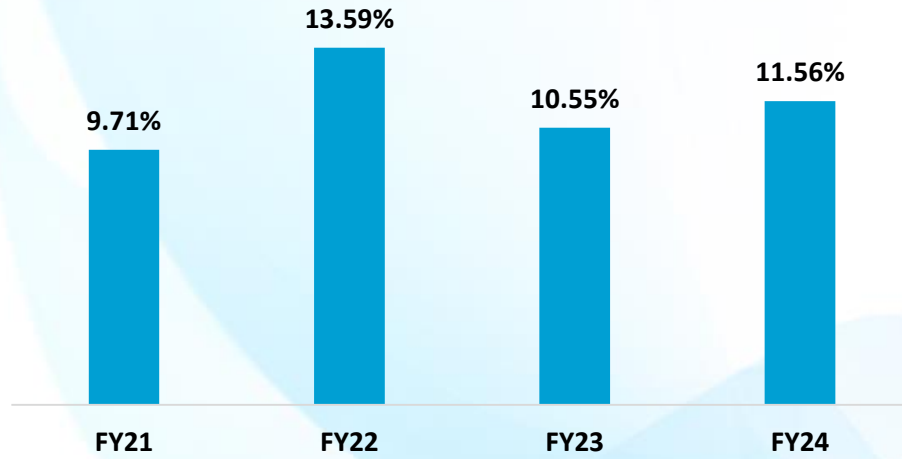


### PAT (Rs. Crs.)

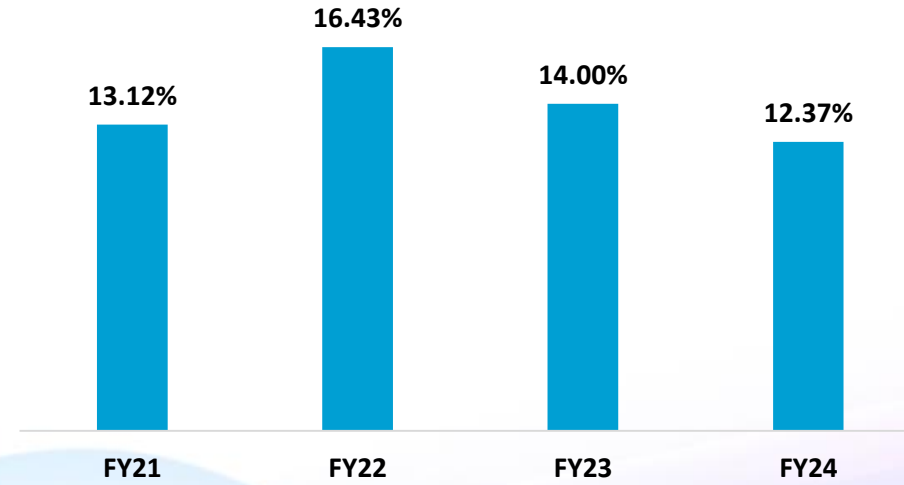


# Key Ratios

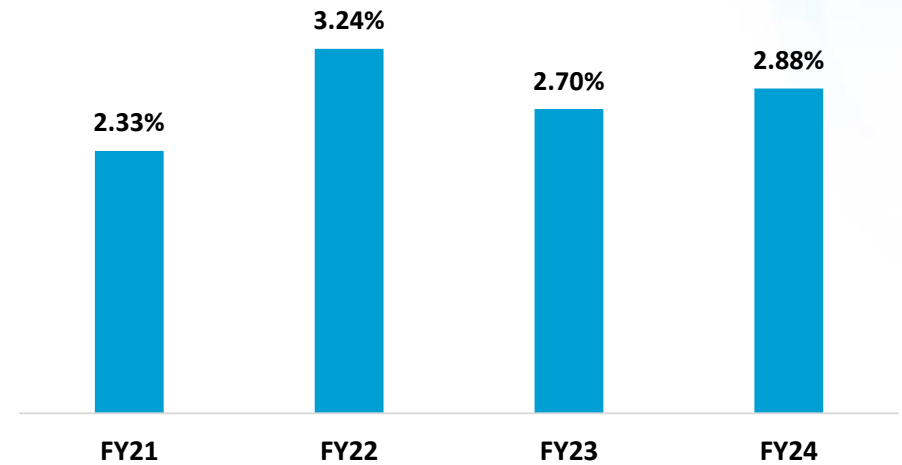
### ROE%



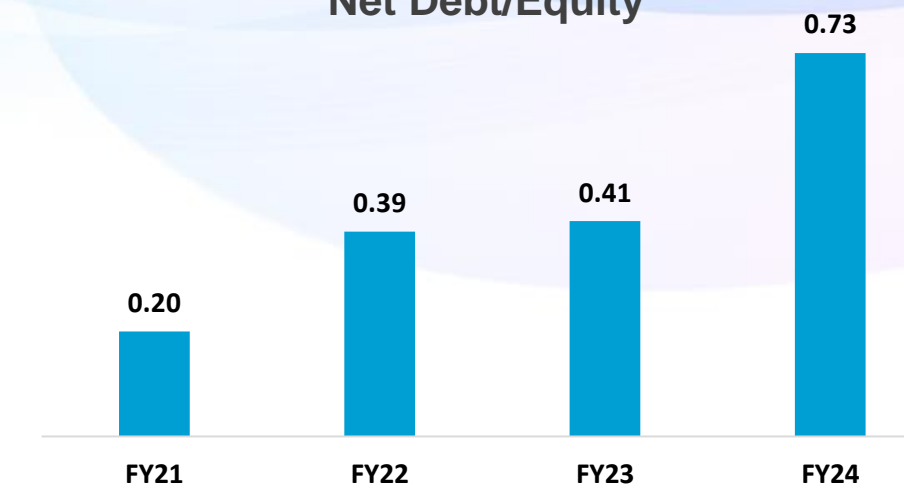
### ROCE%



### ROA%



### Net Debt/Equity



# Annual Income Statement

Particulars (Rs. Crore)	FY24	FY23	YoY%
Revenue from Operations	569.99	402.52	<b>41.61%</b>
Other Income	0.03	0.02	
<b>Total Operational Revenue</b>	<b>569.99</b>	<b>402.52</b>	
Raw Materials	513.53	364.48	
Employee Cost	27.66	17.33	
Other Cost	4.17	3.46	
<b>Total Expenditure</b>	<b>545.36</b>	<b>385.28</b>	
<b>EBITDA (excl. Other Income)</b>	<b>24.63</b>	<b>17.24</b>	<b>42.84%</b>
<b>EBITDA Margin (%)</b>	<b>4.32%</b>	<b>4.28%</b>	<b>4 bps</b>
Depreciation	5.80	5.41	
Interest	4.33	2.96	
<b>PBT</b>	<b>14.52</b>	<b>8.89</b>	<b>53.34%</b>
Tax	4.37	2.60	
<b>PAT</b>	<b>10.16</b>	<b>6.29</b>	<b>47.41%</b>
<b>PAT Margin (%)</b>	<b>1.78%</b>	<b>1.56%</b>	<b>6 bps</b>
<b>Basic EPS</b>	<b>7.58</b>	<b>4.69</b>	



Way



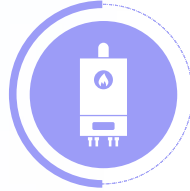
Forward

# Way Forward



## Energy Efficiency Focus

Committed to leading the market with energy-efficient products like BLDC fans, offering fans with 1 to 5 Star ratings and various energy-saving variants.



## Portfolio Diversification

Started manufacturing of heaters, ventilating fans and now kettles




## Margin Improvement

As the customer preference shifts towards BLDC Fans, it would enable margin expansion for the company



## Vendor Support

A robust vendor network ensures strong supply capabilities for the new capacity.



## Plastic TPW Expansion

Plans to grow the Plastic TPW & Ventilating segment, targeting significant growth.



## Capacity Expansion

The company plans substantial capacity increases over the next few years.



## Technology Integration

Advanced technology is employed throughout the production process.

# Thank You

## Wonder Electricals Limited

**Mr. Yogesh Sahni**  
Managing Director

sahni@wonderfibromats.com  
www.wonderelectricals.com/

## Adfactors PR

**Namit Shah/ Bhavya Aggarwal**

namit.shah@adfactorspr.com/  
bhavya.aggarwal@adfactorspr.com

