

S.J.S. Enterprises Limited*(Formerly known as S.J.S. Enterprises Private Limited)*Sy No 28/P16 of Agra Village and Sy No 85/P6
of B.M Kaval Village Kengeri Hobli Bangalore 560082

P: +91 80 6194 0777 F: +91 80 28425110

Email Id: info@sjsindia.com, compliance@sjsindia.com

ISO 14001 ISO 45001
ISO 9001 IATF 16949
Certified

CIN: L51909KA2005PLC036601

www.sjsindia.com



July 28, 2023

To,

National Stock Exchange of India Limited Exchange Plaza, 5 th Floor, Plot No. C/1, G Block, Bandra – Kurla Complex, Bandra (E), Mumbai -400 051 Symbol: SJS	BSE Limited Corporate Relationship Department, 2 nd Floor, New Trading Wing, Rotunda Building, P.J. Towers, Dalal Street, Mumbai – 400 001 Scrip Code: 543387
---	---

ISIN: INE284S01014

Dear Sir/Madam,

Subject: Newspaper Publication of Unaudited Financial Results (Standalone and Consolidated) of the Company for the quarter ended June 30, 2023.

Pursuant to Regulation 30 and 47 of the Securities and Exchange Board of India (Listing Obligations and Disclosure Requirements) Regulations 2015, as amended, we are enclosing herewith copies of newspaper publication extract of unaudited financial results of the Company for the quarter ended on June 30, 2023, published in:

1. Financial Express (English edition), issue dated July 28,2023 and
2. Vishwavani (Kannada edition), issue dated July 28, 2023.

You are requested to kindly take the same on record.

Thank you.**Yours faithfully,****For S.J.S. Enterprises Limited**

Thabraz Hushain W.**Company Secretary and Compliance Officer****Membership No.: A51119****Encl: As above**

TAURUS ASSET MANAGEMENT COMPANY LIMITED
 CIN: U67190MH1993PLC073154
Head Office & Regd Office : 3rd Floor, 301-304, Chandravillas Co-op Premises Society Ltd., AML Centre 2, 8 Mahal Industrial Estate, Off. Mahakali Caves Road, Andheri-East, Mumbai - 400 093 Tel: 022 - 6624 2700
 Email: customercare@taurusmutualfund.com Copy of SAI, SIDs and KIMs of the schemes of Taurus Mutual Fund along with application form may be obtained from Fund's Website: www.taurusmutualfund.com

TAURUS Mutual Fund


NOTICE
Disclosure of Annual Report / Abridged Annual Report of the Schemes of Taurus Mutual Fund:
 All unit holders of Taurus Mutual Fund are requested to note that in term of Regulation 56(1) of SEBI (Mutual Funds) Regulations, 1996 and SEBI circulars issued in this regard from time to time, the Abridged Annual Report/Annual Report for the financial year ended on March 31, 2023 of schemes of Taurus Mutual Fund have been hosted on the website of Taurus Mutual Fund (www.taurusmutualfund.com) and Association of Mutual Funds in India (AMFI) website (www.amfiindia.com).
 Unit holders may also request for a physical or electronic copy of the said report by sending an email from their registered email address (sent to: customercare@taurusmutualfund.com) or by a written request sent to the registered address of Taurus Mutual Fund.

For Taurus Asset Management Company Ltd.
 (Investment Manager for Taurus Mutual Fund)
 Place: Mumbai
 Date: July 27, 2023
 Notice No. 03/2023-24
 Sd/-
 Authorised Signatory

Mutual Fund investments are subject to market risks, read all scheme related documents carefully.

PUBLIC NOTICE
SAVE HOUSING FINANCE LIMITED
 (CIN : U65100DL2011PLC214079)
 Regd. Off : UNIT NO. 761, 7th FLOOR, VEGAS MALL, PLOT NO. 6, DWARKA SECTOR-14, SOUTH WEST DELHI-110075
IN THE MATTER OF CHANGE OF NAME NEW HABITAT HOUSING FINANCE & DEVELOPMENT LIMITED TO SAVE HOUSING FINANCE LIMITED
 It is hereby informed that SAVE HOUSING Finance Limited (CIN:U65100DL2011PLC214079) having its registered office at Unit No. 761, 7th Floor, Vegas Mall, Plot No. 6, Dwarka Sector-14, South West Delhi-110075 has duly passed necessary resolution in terms of the Companies Act, 2013 and obtained new certificate of incorporation from the Registrar of Companies, Pursuant to rule 29 of the Companies (Incorporation) Rules, 2014. Further, being an HFC, it has obtained necessary approval and received New COR No. DOR-00098 dated 04.07.2023 from Department of Regulation, Reserve Bank of India, Mumbai evidencing the change of name from NEW HABITAT HOUSING FINANCE & DEVELOPMENT LIMITED TO SAVE HOUSING FINANCE LIMITED.
 All stakeholders are requested to take note of the above information.
 And, all the communication will be continued in the new name of the company "SAVE HOUSING Finance Limited".
 For & On Behalf of SAVE HOUSING Finance Limited
 Sd/-
 Ajeet Kumar Singh
 Director
 Place : Delhi
 Delhi : 27.07.2023
 DIN : 01857072

"IMPORTANT"
 Whilst care is taken prior to acceptance of advertising copy, it is not possible to verify its contents. The Indian Express (P) Limited cannot be held responsible for such contents, nor for any loss or damage incurred as a result of transactions with companies, associations or individuals advertising in its newspapers or Publications. We therefore recommend that readers make necessary inquiries before sending any monies or entering into any agreements with advertisers or otherwise acting on an advertisement in any manner whatsoever.

PUDUMJEE PAPER PRODUCTS LIMITED 
 Regd. Office : Thergaon, Pune - 411033.
 Tel.: 020 - 40773333, E-mail: sk@pudumjee.com
 Website: www.pudumjee.com, CIN: L21098PN2015PLC153717

STATEMENT OF UNAUDITED FINANCIAL RESULTS FOR THE QUARTER ENDED 30th JUNE 2023
 (₹ in Lakhs, unless otherwise stated)

Sr. No.	Particulars	Quarter Ended		Year Ended	
		30-Jun-23	31-Mar-23	30-Jun-22	31-Mar-23
		Unaudited	Audited	Unaudited	Audited
1	Total Income from operations	18,096	18,271	18,355	75,868
2	Net Profit/(Loss) for the period (before tax)	1,508	1,444	2,382	7,967
3	Net Profit/(Loss) for the period after tax	1,124	1,075	1,779	5,940
4	Total Comprehensive Income for the period [Comprising Profit for the period (after tax) and Other Comprehensive Income (after tax)]	1,182	1,127	1,693	5,903
5	Equity Share Capital	950	950	950	950
6	Other equity excluding Revaluation Reserves as per balance sheet				38,749
7	Earning per Equity share : Basic and Diluted (₹)	1.18	1.13	1.87	6.26

NOTES:
 1. The above financial results were reviewed and recommended by the Audit Committee and taken on record by the Board of Directors.
 2. This statement has been prepared in accordance with the Companies (Indian Accounting Standards) Rules, 2015 (Ind AS) prescribed under Section 133 of the Companies Act, 2013 and other recognised accounting practices and policies to the extent applicable.
 3. The Limited Review under Regulation 33 of the SEBI (Listing Obligations and Disclosure Requirements) Regulation, 2015 has been carried out by the Statutory Auditors.
 4. The figures for previous period have been recast and regrouped wherever necessary to conform to current period's presentations.
 5. The above is an extract of the detailed format of Financial results for the Quarter ended 30th June, 2023 filed with the Stock Exchanges under Regulation 33 of SEBI (Listing Obligations and Disclosure Requirements) Regulation, 2015. The full format of these financial results are available on the Stock Exchange website (www.bseindia.com and www.nseindia.com) and the Company's website (www.pudumjee.com).

On Behalf of The Board Of Directors,
Arunkumar M. Jatia
 Executive Chairman
 Place : Pune
 Date : 27th July, 2023

S.J.S. ENTERPRISES LIMITED
 (Formerly S.J.S. Enterprises Private Limited)
 Registered and Corporate Office: Sy No 28/P16 of Agra Village and Sy No 85/P6 of B.M Kaval Village, Kengeri Hobli, Bangalore 560 082, Karnataka, India
 Website: www.sjsindia.com | E-mail: compliance@sjsindia.com | Tel: +91 80 6194 0777
 CIN: L51909KA2005PLC036601

EXTRACT OF STATEMENT OF UNAUDITED CONSOLIDATED FINANCIAL RESULTS FOR THE QUARTER ENDED 30th JUNE, 2023
 (Rupees in million, except per equity share data)


Sl. No.	Particulars	Quarter ended		Year ended	
		30 June 2023	31 March 2023	30 June 2022	31 March 2023
		Unaudited	Audited	Unaudited	Audited
1	Total income from operations	1172.48	1065.69	1031.68	4330.39
2	Net Profit for the period (before tax and exceptional items)	241.69	206.49	216.19	911.70
3	Net Profit for the period before tax (after exceptional items)	241.46	206.49	216.19	911.70
4	Net Profit for the period after tax and after exceptional items	180.04	153.82	162.09	672.53
5	Total Comprehensive Income for the period [Comprising Profit for the period (after tax) and Other Comprehensive Income (after tax)]	176.39	153.91	158.76	666.80
6	Equity Share Capital (Face value of Rs. 10/- each)	310.38	304.38	304.38	304.38
7	Other Equity				3,992.01
8	Earnings Per Share (of Rs. 10/- each)	Not annualised	Not annualised	Not annualised	Annualised
	1. Basic (Not annualised)	5.90	5.05	5.33	22.10
	2. Diluted (Not annualised)	5.81	4.99	5.26	21.81

Notes
 1. Key Standalone Financial Information of the company is given below:
 (Rupees in million)

Sl. No.	Particulars	Quarter ended		Year ended	
		30 June 2023	31 March 2023	30 June 2022	31 March 2023
		Unaudited	Audited	Unaudited	Audited
1	Total Revenue/ Income from Operations	829.30	693.55	735.29	2,961.92
2	Profit before tax	218.22	158.04	201.70	786.96
3	Profit after tax	162.84	121.31	151.87	587.86
4	Total Comprehensive Income	160.17	121.81	147.60	581.03

2. The above Consolidated and Standalone unaudited financial results for the quarter ended 30 June 2023 has been reviewed by the Audit Committee and thereafter approved by the Board of Directors at their meeting held on 26 July, 2023.
 3. The above is an extract of the unaudited quarterly financial results filed with the Stock Exchanges under Regulation 33 of the SEBI (Listing Obligations and Disclosures Requirements) Regulations, 2015 as amended. The detailed unaudited quarterly financial results are available on the website of BSE Limited at www.bseindia.com and National Stock Exchange of India Limited at www.nseindia.com and also on the Company's website at www.sjsindia.com.

For and on behalf of the Board of Directors of S.J.S. Enterprises Limited
 Sd/-
 K A Joseph
 Managing Director
 DIN: 00784084
 Place: Bangalore
 Date: 26 July, 2023

Greenlam Industries Limited 
www.greenlamindustries.com

GREENLAM INDUSTRIES LIMITED

Un-audited Financial Results for the quarter ended June 30, 2023
 (₹ in Lakhs)






Sl. No.	Particulars	Standalone		Consolidated			
		Quarter Ended		Year Ended	Quarter Ended		Year Ended
		30.06.2023	30.06.2022	31.03.2023	30.06.2023	30.06.2022	31.03.2023
		(Un-Audited)	(Un-Audited)	(Audited)	(Un-Audited)	(Un-Audited)	(Audited)
1.	Total Income from Operations	46,892.05	43,064.12	1,85,106.81	51,524.12	47,061.22	2,02,595.80
2.	Net Profit/(Loss) for the Period (Before Tax and Exceptional Item)	4,068.62	2,692.14	15,049.08	4,367.14	3,274.44	16,410.82
3.	Net Profit/(Loss) for the Period (Before Tax and After Exceptional Item)	4,068.62	2,692.14	15,049.08	4,367.14	3,274.44	16,410.82
4.	Net Profit/(Loss) for the Period (After Tax and After Exceptional Item)	3,031.51	2,012.27	12,288.06	3,223.84	2,457.15	12,803.96
5.	Total Comprehensive Income	2,831.66	1,948.84	12,259.32	3,014.53	2,652.75	13,337.60
6.	Paid up Equity Share Capital	1,269.93	1,206.82	1,269.93	1,269.93	1,206.82	1,269.93
7.	Reserves (excluding Revaluation Reserve)	-	-	92,234.50	-	-	95,593.02
8.	Securities Premium Account	-	-	19,436.89	-	-	19,436.89
9.	Net Worth	95,276.80	64,301.55	92,401.47	98,535.36	66,922.76	95,409.12
10.	Paid up Debt Capital/ Outstanding Debt	9,900.00	9,900.00	9,900.00	9,900.00	9,900.00	9,900.00
11.	Outstanding Redeemable Preference Shares	N.A.	N.A.	N.A.	N.A.	N.A.	N.A.
12.	Debt Equity Ratio	0.11	0.32	0.11	0.53	0.33	0.33
13.	Earnings Per Share (of ₹1/- each) (in ₹)	i. Basic 2.39*	1.67*	9.82	2.59*	2.05*	10.27
		ii. Diluted 2.39*	1.67*	9.82	2.59*	2.05*	10.27
14.	Capital Redemption Reserve	N.A.	N.A.	N.A.	N.A.	N.A.	N.A.
15.	Debenture Redemption Reserve	N.A.	N.A.	N.A.	N.A.	N.A.	N.A.
16.	Debt Service Coverage Ratio (times)	3.95	3.38	3.73	3.42	3.89	3.79
17.	Interest Service Coverage Ratio (times)	10.42	10.13	10.07	10.29	11.50	11.66
18.	Long term Debt to Working Capital (times)	0.45	0.51	0.48	1.42	0.44	0.99
19.	Current ratio (times)	1.61	1.55	1.61	1.38	1.62	1.52
20.	Bad debts to Account receivable ratio (%)	0.16	0.00	0.22	0.14	0.00	0.20
21.	Current liability ratio (times)	0.31	0.35	0.32	0.31	0.36	0.32
22.	Total debts to total assets (%)	18.53	22.51	19.91	31.59	22.69	27.76
23.	Debtors turnover (Days)	24	27	24	25	26	25
24.	Inventory turnover (Days)	89	97	89	93	101	92
25.	Operating margin (%)	12.27	10.02	10.58	12.49	10.70	11.49
26.	Net profit margin (%)	6.46	4.67	6.64	6.26	5.22	6.32

*Not annualised

1. The above is an extract of the detailed format of Quarterly/Annual Financial Results filed with the Stock Exchanges under Regulation 33 and 52 of the SEBI (Listing Obligations and Disclosure Requirements) Regulations, 2015. The full format of the Quarterly/Annual Financial Results are available on the Stock Exchange's websites i.e. 'www.bseindia.com' and 'www.nseindia.com' and also at the website of the Company at 'www.greenlamindustries.com'.
 2. For the other line items referred in Regulation 52(4) of the SEBI (Listing Obligations and Disclosure Requirements) Regulations, 2015 pertinent disclosures have been made to the Stock Exchanges and can be accessed on their websites stated above.
 3. The Company does not have any Extraordinary item to report during the above periods.
 4. The Company has not discontinued any of its operations during the above periods.

By order of the Board
Saurabh Mittal
 Managing Director & CEO
 (DIN: 00273917)
 Place : New Delhi
 Date : July 27, 2023

Corporate Identity Number: L21016DL2013PLC386045
 Registered & Corporate Office: 203, 2nd Floor, West Wing, Worldmark 1, Aerocity, IGI Airport, Hospitality District, New Delhi - 110037, India
 Phone: +91-11-42791399; Email: investor.relations@greenlam.com; Website: www.greenlamindustries.com

From The Promoter's of
P. N. GADGIL & SONS
 1832
 Gold | Silver | Diamond

PNGS GARGI FASHION JEWELLERY LIMITED
 (w.e.f. 02/11/2022)
 Formerly known as
 PNGS Gargi Fashion Jewellery Private Limited, (from 21/09/2022 to 01/11/2022)
 P. N. Gadgil & Sons Gargi Costume Jewellery Private Limited (from 22/09/2021 to 20/09/2022) & Resonant Consulting Private Limited. (till 21/09/2021)
 CIN: - U36100PN2009PLC133691
 Registered Office : S. No. 37/1 & 37/2, Near Lokmat News Paper, Wadgaon Khurd, Pune MH 411041 INDIA
 Website : www.gargibypng.com Email: investor@gargibypng.com
 India +91 020 2991 1980 / 81 / 82 Fax 020 2991 1982
 Statement of Standalone Financial Results for the quarter ended June 30, 2023
 (BSE SME Segment Scrip Code : GARGI - 543709) (Rs. in Lakhs)

Particulars	Three Months Ended			Year Ended
	For The Quarter Ending June 30, 2023	For The Quarter Ending March 31, 2023	For The Quarter Ending June 30, 2022	For The Year Ended March 31, 2023
	Unaudited	Audited	Unaudited	Audited
Revenue From Operations	652.47	708.98	532.84	2,867.36
Profit Before Exceptional Items	150.34	187.82	122.86	634.19
Profit After Exceptional Items	127.50	135.01	91.88	468.95
Other Comprehensive Income, net of tax	(0.15)	(0.13)	(0.09)	(0.61)
Total Comprehensive Income (Comprising Of Profit After Tax & Other Comprehensive Income After Tax)/	127.35	134.88	91.79	468.34
Total No. Of Shares (Weighted Average)				
Earnings Per Equity Share :				
1) Basic (in ₹) - Not Annualized	1.32	2.94	918.82	10.20
2) Diluted (in ₹) - Not Annualized	1.32	2.94	918.82	10.20
Paid Up Equity Share Capital	962.80	962.80	1.00	962.80
Total No. of Share (Weighted Average)	96,28,003.00	45,99,509.85	10,000.00	45,99,509.85
Face value of per share (in ₹)	10.00	10.00	10.00	10.00

Notes:
 1) The above is an extract of the detailed format of the Unaudited Standalone financial results for the quarter ended June 30, 2023 filed with the Stock Exchange under Regulation 33 of the SEBI (Listing Obligations and Disclosure Requirements) Regulations, 2015. The full format of the Unaudited Standalone financial results for the quarter ended June 30, 2023 is available on the Stock Exchange websites (www.bseindia.com) and on the Company's website (www.gargibypng.com)
 2) The above results were reviewed by the Audit Committee and approved by the Board of Directors at their respective meetings held on July 26, 2023

For and on behalf of the Board of Directors of PNGS Gargi Fashion Jewellery Limited (w.e.f. 02.11.2022)
 Sd/-
 Govind Gadgil
 Chairman & Director
 DIN: 00616617
 Place: Pune
 Date: 26-07-2023

