



Registered Office : 201, Viraj Tower, W.E.Highway, Andheri(E), Mumbai- 400069, Maharashtra, India
Tel.: +91 22 39548500 / 407515151 **FAX:** +91 22 40751535 / 39548600 **Email:** info@inventuregrowth.com

EXTRACT OF STANDALONE AND CONSOLIDATED UNAUDITED FINANCIAL RESULTS FOR THE QUARTER AND HALF YEAR ENDED 30th SEPTEMBER, 2024

Sr No	Particulars	STANDALONE					CONSOLIDATED				
		Quarter Ended		Half Year ended		Year Ended	Quarter Ended		Half Year ended		Year Ended
		30.09.2024	30.09.2023	30.09.2024	30.09.2023	31.03.2024	30.09.2024	30.09.2023	30.09.2023	31.03.2024	
1	Total Income	1,291.63	1,237.56	2,473.89	1,973.03	4,817.17	1,575.21	1,658.38	3,309.66	2,715.84	6,250.73
2	Net Profit/(Loss) for the period (before Tax, Exceptional and/or Extraordinary Items)	100.71	390.12	599.79	500.86	1,380.02	(247.76)	193.98	684.10	364.54	2,177.12
3	Net Profit/(Loss) for the period before Tax (after Exceptional and/or Extraordinary items)	133.46	390.12	567.43	500.86	1,002.02	(215.00)	193.98	691.74	340.79	1,799.12
4	Net Profit/(Loss) for the period after Tax (after Exceptional and/or Extraordinary items)	81.80	290.37	371.86	360.83	605.85	(164.37)	159.19	431.75	233.31	1,200.48
5	Total Comprehensive Income for the period (Comprising Profit/(Loss) for the period (after tax) and Other Comprehensive Income (after tax))	82.68	289.22	361.90	249.97	599.11	(142.82)	180.29	501.14	256.41	1,286.95
6	Equity Share Capital	10,500.00	8,400.00	10,500.00	8,400.00	10,500.00	8,400.00	10,500.00	8,400.00	8,400.00	8,400.00
7	Reserves (excluding Revaluation Reserve) as shown in the Audited Balance Sheet of the previous year		22,697.79	17,193.14	17,442.08			27,609.71	21,132.78	22,163.62	
8	Earnings Per Share (of Rs. 1/- each) - Not Annualised	0.008	0.034	0.380	0.042	0.070	(0.017)	0.018	0.044	0.027	0.143
	1. Basic	0.008	0.034	0.380	0.042	0.070	(0.017)	0.018	0.044	0.027	0.143
	2. Diluted	0.008	0.034	0.380	0.042	0.070	(0.017)	0.018	0.044	0.027	0.143

Note:
 1 The above is an extract of the detailed format of quarterly results filed with Stock Exchanges under Regulation 33 of the SEBI (Listing and Other Disclosure Requirement) Regulation, 2015. The full format of the Quarterly Financial Results are available on the websites of the Stock Exchanges (www.bseindia.com, www.nseindia.com) and the Company's Website, www.inventuregrowth.com.

On Behalf of the Board of Directors
Inventure Growth & Securities Limited
 Sd/-
Kanji B. Rita
DIN - 00727470
Managing Director

Place : Mumbai
 Date : 30.10.2024



WELSPUN ENTERPRISES LIMITED

CIN: L45201GJ1994PLC023920

Regd. Office : Welspun City, Village Versamedi, Taluka Anjar, District Kutch, Gujarat - 370110.
Corp. Office : Welspun House, Kamala City, Senapati Bapat Marg, Lower Parel (West), Mumbai - 400013.
Website: www.welspunenterprises.com **Email Id :** companysecretary_wel@welspun.com

Extract of Statement of Unaudited Consolidated Financial Results for the quarter and half year ended 30 September 2024

Sr. No.	PARTICULARS	(Rupees in Crores)					
		Quarter ended			Period ended		
		30 Sept, 2024	30 June, 2024	30 Sept, 2023	30 Sept, 2024	30 Sept, 2023	31 March, 2024
1	Total income	837.92	959.76	692.65	1,797.68	1,442.69	3,063.31
2	Net Profit for the period from continuing operations (before tax and exceptional items)	101.52	153.94	96.94	255.46	223.44	478.54
3	Net Profit for the period from continuing operations before tax (after exceptional items)	101.52	153.94	96.94	255.46	223.44	478.54
4	Net profit after tax and share in profit / (loss) of associate and discontinuing operations	61.56	109.73	69.01	171.29	161.81	319.40
5	Net Profit for the period from continuing operations after tax (after exceptional items and excluding non-controlling interests)	70.10	104.44	65.11	174.54	157.69	324.53
6	Net Profit / (Loss) for the period from discontinuing operations after tax (after exceptional items and excluding non-controlling interests)	(11.59)	(6.42)	(3.08)	(18.01)	(3.88)	(29.44)
7	Net Profit for the period from continuing and discontinuing operations after tax and after exceptional items and excluding non-controlling interests	58.51	98.02	62.03	156.53	153.81	295.09
8	Total Comprehensive Income for the period from continuing and discontinuing operations (Comprising profit for the period (after tax) and Other Comprehensive Income (after tax) and excluding non-controlling interests)	56.77	97.80	65.22	154.57	156.75	298.78
9	Paid-up equity share capital, net of treasury shares (Face Value Rs. 10/- each)	136.51	136.51	136.41	136.51	136.41	136.51
10	Reserves (excluding Revaluation Reserve)						2,186.86
11	Earnings per share (EPS) for continuing operations *						
	(a) Basic EPS (Rs)	5.14	7.65	4.78	12.79	11.43	23.65
	(b) Diluted EPS (Rs)	5.06	7.55	4.69	12.61	11.29	23.37
12	Earnings per share (EPS) for continuing and discontinuing operations *						
	(a) Basic EPS	4.29	7.18	4.56	11.47	11.15	21.51
	(b) Diluted EPS	4.23	7.08	4.47	11.31	11.01	21.25

* Earnings per share not annualised for quarter and half year ended results. In respect of Diluted earnings per share, the effects of all dilutive potential equity shares are adjusted except when the results would be anti-dilutive.

Notes :-
 1 The above is an extract of detailed format of quarterly and half year ended financial results filed with the stock exchanges under Regulation 33 of the SEBI (Listing Obligations and Disclosure Requirements) Regulation 2015. The full format of the quarterly and half year ended financial results are available on the Stock Exchanges website www.nseindia.com and www.bseindia.com and also on company's website www.welspunenterprises.com
 2 Additional information on standalone financial results is as follows :-

Sr. No.	PARTICULARS	(Rupees in Crores)					
		Quarter ended			Period ended		
		30 Sept, 2024	30 June, 2024	30 Sept, 2023	30 Sept, 2024	30 Sept, 2023	31 March, 2024
1	Total Income	687.97	776.32	571.05	1,464.29	1,280.50	2,552.75
2	Net profit for the period (before tax and exceptional items)	87.29	118.50	76.81	205.79	196.84	395.80
3	Net profit for the period before tax (after exceptional items)	87.29	118.50	76.81	205.79	196.84	395.80
4	Net profit for the period after tax	64.72	88.93	53.72	153.65	143.35	285.15
5	Total Comprehensive Income for the period (after tax)	63.01	88.71	56.91	151.72	146.29	288.87

For Welspun Enterprises Limited
 Sd/-
Sandeep Garg
Managing Director
DIN: 00036419

Place: New Delhi
 Date: 29th October, 2024



UFO MOVIEZ INDIA LIMITED

CIN: L22120MH2004PLC285453

Regd. & Corporate Office: Valuable Techno Park, Plot #53/1, Road #7, MIDC, Marol, Andheri (E), Mumbai - 400093.
Tel.: +91 22 40305060, **Email:** investors@ufomoviez.com, **Website:** www.ufomoviez.com

EXTRACT FROM CONSOLIDATED FINANCIAL RESULTS FOR THE QUARTER & HALF YEAR ENDED SEPTEMBER 30, 2024

Particulars	Rs. in Lacs					
	Quarter ended			Half year ended		
	30-Sep-24	30-Jun-24	30-Sep-23	30-Sep-24	30-Sep-23	31-Mar-24
Total income from Operations	9,679	9,451	8,714	19,130	17,248	41,008
Net profit/(loss) before tax	(64)	(422)	547	(486)	904	2,270
Net profit/(loss) after tax	(88)	(414)	328	(502)	580	1,636
Total Comprehensive Income	(70)	(414)	349	(484)	600	1,652
Paid up Equity Share Capital						3,958
Other equity						24,874
Earnings per share of Rs. 10/- each (not annualized)						
(a) Basic (Rs.)	(0.23)	(1.07)	0.85	(1.30)	1.51	4.26
(b) Diluted (Rs.)	(0.23)	(1.07)	0.85	(1.30)	1.51	4.24

EXTRACT FROM STANDALONE FINANCIAL RESULTS FOR THE QUARTER AND HALF YEAR ENDED SEPTEMBER 30, 2024

Particulars	Rs. in Lacs					
	Quarter ended			Half year ended		
	30-Sep-24	30-Jun-24	30-Sep-23	30-Sep-24	30-Sep-23	31-Mar-24
Total income from Operations	7,398	7,677	7,613	15,075	14,932	32,292
Net profit/(loss) before tax	(367)	(465)	545	(832)	830	738
Net profit/(loss) after tax	(250)	(351)	384	(601)	573	405
Total Comprehensive Income	(250)	(351)	393	(601)	581	317

NOTES:
 1. The above is an extract of the detailed format of quarterly Financial Results filed with the Stock Exchanges under Regulation 33 of the SEBI (Listing and Other Disclosure Requirements) Regulations, 2015. The above financial results were reviewed by the Audit committee on October 29, 2024 and approved by the Board of Directors at its meeting held on October 29, 2024.
 2. Previous year / period figures have been regrouped/ reclassified, restated where necessary, to conform to current period classification.
 3. The full format of the Financial Results are available on the Company's website www.ufomoviez.com and on the website of the Stock Exchanges, www.bseindia.com and www.nseindia.com.

For and on behalf of the Board of Directors of UFO Moviez India Limited
 Sd/-
Rajesh Mishra
Executive Director and Group CEO

Date: October 29, 2024
 Place: Mumbai

AARNAV FASHIONS LIMITED

Regd. Office : 1, New Cloth Market, Outside Raipur Gate, Raipur, Ahmedabad - 380 002 Tel. No. : 079 -29702983
Corporate Office & Factory : Survey No. 302 - 305, Isanpur, Narol - Vatva Road, Ahmedabad - 382405
Email Id : aarnavfashions@gmail.com || Website : www.aarnavgroup.com || CIN : L17100GJ1983PLC028990

UN-AUDITED FINANCIAL RESULTS FOR THE QUARTER & HALF YEAR ENDED ON SEPTEMBER 30, 2024
 (Rs. in Lacs Except EPS)

Sr. No.	Particulars	For the Quarter Ended on		Half Year Ended on		Year Ended
		30/09/2024	30/06/2024	30/09/2023	30/09/2024	
		(Un-Audited)	(Un-Audited)	(Un-Audited)	(Un-Audited)	
1	Revenue from Operations	10458.82	8836.46	9708.06	19295.28	17575.20
2	Other Income	19.93	6.43	5.71	26.36	12.01
3	Total Income (1+2)	10478.75	8842.89	9713.77	19321.64	17587.21
4	Expenses:					
	(a) Cost of materials consumed	7525.79	6278.24	7540.80	13804.03	12277.46
	(b) Purchases of Stock-in-Trade	0.00	0.00	0.00	0.00	0.00
	(c) Changes in inventories and stock in trade	(15.97)	(165.04)	(1388.07)	(181.01)	(904.52)
	(d) Employee benefits expense	221.76	206.75	205.10	428.51	383.63
	(e) Finance costs	249.65	283.47	280.11	533.12	598.77
	(f) Depreciation and amortization expense	193.48	179.09	170.59	372.57	348.77
	(g) Others Expenses	2014.96	1821.11	2661.60	3836.07	4606.88
	Total expenses (4)	10189.67	8603.62	9470.13	18793.29	17310.99
5	Profit from ordinary activities before exceptional items (3-4)	289.08	239.27	243.64	528.35	276.22
6	Exceptional items	0.00	0.00	0.00	0.00	0.00
7	Profit from ordinary activities before tax (5-6)	289.08	239.27	243.64	528.35	276.22
8	Less : Tax expense					
	(a) Current tax net of Earlier Year Tax	99.00	61.00	61.00	160.00	70.00
	(b) Short / (Excess) Provision of earlier years	0.00	0.00	0.00	0.00	0.00
	(c) Deferred Tax (credit) / Charge	(25.20)	0.00	0.19	(25.20)	0.38
9	Net Profit for the period (7-8)	215.28	178.27	182.45	393.55	205.84
10	Other Comprehensive Income (Net of Tax)	0.00	0.00	0.00	0.00	77.24
11	Total Comprehensive Income after Tax (9+10)	215.28	178.27	182.45	393.55	205.84
12	Paid-up Equity Share capital (Face value of Rs.10/- per share)	4223.86	4223.86	4223.86	4223.86	4223.86
13	Other Equity (Excluding Revaluation Reserves)	--	--	--	--	13673.25
14	Earnings per equity share (not annualised) (in Rs.) (face value Rs. 10 each)					
	(1) Basic	0.51	0.42	0.43	0.93	0.49
	(2) Diluted	0.51	0.42	0.43	0.93	0.49

Notes : (1) The above financial results were reviewed and recommended by the Audit Committee and approved by the Board of Directors at their respective meetings held on 29.10.2024 (2) The unaudited quarterly / Six months ended financial results of the Company for the period ended on 30 September, 2024 will be available on the Company's website (www.aarnavgroup.com) and on the website of BSE (www.bseindia.com) (3) The Company currently operates in a single segment i.e. Textile Processing (4) The above Financial results are in accordance with Indian Accounting Standards, the (Ind-AS) as prescribed under Section 133 of the Companies, Act 2013, read with Rule 3 of the Companies (Indian Accounting Standards) Rules, 2015, Companies (Indian Accounting Standards) Amended Rules, 2016, (5) Previous period figures have been re-grouped/ reclassified wherever necessary, to match current period classification.

Place : Ahmedabad
 Date : 29/10/2024
For. Aarnav Fashions Limited
 Sd/- **Champalal Gopiram Agarwal, Director - DIN : 01716421**



Franklin Templeton Mutual Fund

Registered Office: One International Center, Tower 2, 12th and 13th Floor, Senapati Bapat Marg, Elphinstone Road (West), Mumbai 400013

NOTICE

Investors and prospective investors may note that pursuant to Regulation 59 of Securities and Exchange Board of India (Mutual Funds) Regulations, 1996, a soft copy of the unaudited half-yearly financial results of the schemes of Franklin Templeton Mutual Fund for the period ended September 30, 2024 has been uploaded on Franklin Templeton Mutual Fund's website (www.franklintempletonindia.com) in a user-friendly and downloadable format (Microsoft Excel spreadsheet).

For **Franklin Templeton Asset Management (India) Pvt. Ltd.** (Investment Manager of Franklin Templeton Mutual Fund)

Sd/-
Authorized Signatory
 Date: October 30, 2024

Mutual Fund investments are subject to market risks, read all scheme related documents carefully.


EURO CERAMICS LIMITED (In Liquidation)

Liquidator Office- 304, Abhijit-3, Netaji Road, Mithakhali Circle, Ahmedabad-06

E-AUCTION SALE NOTICE UNDER IRC 2016

Notice is hereby given to public in general by liquidator appointed by the Hon'ble NCLT Bench Mumbai vide order dated 06.09.2023 for sale of assets of Euro Ceramics Limited - In Liquidation (Corporate Debtor) forming part of Liquidation Estate under the provision of the Insolvency and Bankruptcy Code, 2016 and Regulations made thereunder.


Last date for submission of eligibility documents		15.11.2024		
Last date of submission of bid and EMD		22.11.2024		
Date of e-auction sale		25.11.2024		
Item No.	Assets Description of the Corporate debtor	Reserve Price-Rs.	Earnest Money Deposit - Rs.	Bid Incremental Value-Rs.
1	Stock and Store Material at Bhachau Dist - Kutchh (Gujarat)	2,18,50,000	21,85,000	1,00,000
2	Sale of immovable property of land			


 પંજાબ નેશનલ બેંક Punjab National Bank સર્કલ સરનામું: છક્રો માળ, ગુજરાત ભવન, એલીસબ્રીજ, આશ્રમરોડ, અમદાવાદ. ઈ-મેલ: cs4517@pnb.co.in ફોન: ૯૮૧૯૮૫૯૨૧૧ (કુમારી મેઘા કીશોર નંદનવર) / ફોન: ૯૬૪૪૨૧૭૫૧૧ (શ્રી રાધેયશ્યામ સુધાર)			
તારીખ: ૦૪.૧૨.૨૦૨૪ ના રોજ સ્થાવર મિલકતના વેચાણ માટેની જાહેર ઈ-દરજી નોટીસ			
ઈએમડી અને બીક ડોક્યુમેન્ટ જમા કરાવવાની છેલ્લી તારીખ અને સમય: ૦૪.૧૨.૨૦૨૪ બપોરે ૩.૦૦ વાગ્યા સુધી			
નિરીક્ષણની તારીખ અને સમય: તારીખ: ૦૨.૧૨.૨૦૨૪ (સમય: બપોરે ૩.૦૦ થી ૫.૦૦ સુધી)			
સ્થાવર મિલકત વેચવા માટેની વેચાણ નોટીસ			
ધી સિક્યુરિટાઈઝેશન એન્ડ રિસ્કરિડ્યુક્શન ઓફ ફાયનાન્સિયલ એસેટ્સ એન્ડ એન્ફોર્સમેન્ટ ઓફ સિક્યુરિટી ઈન્વેસ્ટમેન્ટ (એન્ફોર્સમેન્ટ) નિયમો, ૨૦૦૨ના નિયમ ૮(૬)ની જોગવાઈ સાથે વંચાણે લેતા સ્થાવર મિલકતોની ઈ-દરજી વેચાણ નોટીસ.			
જાહેર જનતાને સામાન્ય રીતે અને વિશેષ રીતે દેણદાર(રો) તેમજ જામીનદાર(રો)ને અને નોટિસ આપવામાં આવે છે કે નીચે આપેલ સ્થાવર મિલકત કે જે સિક્યુરિટી લેણદારને ગિરવે રાખેલ/ચાર્જ કરેલ છે અને પંજાબ નેશનલ બેંક/સિક્યુરિટી લેણદાર ના અધિકૃત અધિકારી દ્વારા કન્સ્ટ્રક્ટીવ/પ્રવચન/સાંકેતિક કબજો લેવામાં આવ્યો છે, તે જમ છે જ્યાં છે અને જે છે તે ના આધારે પંજાબ નેશનલ બેંક નીચે ઉલ્લેખ કરેલ દેણદાર(રો) ગિરોદાર(રો) તેમજ જામીનદાર(રો) પાસે લેવાની રકમની વસૂલાત માટે વેચવામાં આવશે. ટ્રિગ્ગર કિંમત અને ઈએમડી સંબંધિત મિલકત સામેના ખાતામાં જમા કરાવવાની રહેશે.			
સુરક્ષિત મિલકતોનું વર્ણન			
લોટ નં.	શાખા નું નામ એકાઉન્ટનું નામ કરજદાર / જામીનદારોનું એકા. નામ અને સરનામું	અચલિત મિલકતોની વિગતો ગિરોદાર / માલિકોના નામ (ગિરો મિલકતો)	(ઈ) સરકારી એક્ટ ૨૦૦૨ના ૧૩(૨) અંતર્ગત કિમ્બોડી નોટીસ તારીખ (એક) બીક રકમ (બી) સરકારી એક્ટ ૨૦૦૨ના સેક્શન ૧૩(૨) અંતર્ગત રકમ તારીખ (એચ) કબજાનો પ્રકાર સાંકેતિક / પ્રવચન / કન્સ્ટ્રક્ટીવ
૦૧	શ્રી રીદ્ધી સીદ્ધી એન્ટરપ્રાઇઝ પ્રીતમનગર શાખા, અમદાવાદ	શ્રી જયસ્વાલ કુનાલ ગોપાલભાઈની ફ્રી-હોલ્ડ સ્થાવર મિલકતોના તમામ ભાગ અને હીસ્સો, દુકાન નં. ૭, પહેલા માળે, પ્લોટ એરીયાનું ક્ષેત્રફળ ૭૬.૬૧ ચો.મી. તેની સાથે બાંધકામ જેનું ક્ષેત્રફળ ૨૫.૨૮ ચો.મી. (ચોખ્ખો પ્લોટ વિસ્તાર ૨૫.૨૮ ચો.મી. તેની સાથે પાર્કીંગનો અવિભાજ્ય ભાગ જેનું ક્ષેત્રફળ ૩૮.૮૪ ચો.મી. અને કોમન પ્લોટનું ક્ષેત્રફળ ૧૨.૪૮ ચો.મી. કુલ ક્ષેત્રફળ ૭૬.૬૧ ચો.મી.)	(ઈ) ૦૩.૦૮.૨૦૨૪ એક્ટ રા. ૩૦.૮૮.૦૦૯.૭૮ + વ્યાજ અને ચાર્જીસ - વસૂલાત જે હોય તો રૂ. ૨૨.૧૦.૨૦૨૪ એચ સાંકેતિક (બી) ૧,૬૬,૮૦૦/- સી ૫,૦૦૦/- (એ) ૧૧,૫૪,૦૦૦/- (બી) ૧,૬૬,૮૦૦/- સી ૫,૦૦૦/-
૦૨	શ્રી ગોહીલ કીશોરસિંહ કરણસિંહ મસ્કટી માર્કેટ શાખા, અમદાવાદ	સ્થાવર મિલકતોના તમામ ભાગ અને હીસ્સો, ફ્લેટ નં. ૧૩૦૨ (એ-૧૩૦૨) વ્લોક નં. એ, ૧૩માં માળે, બાંધકામનું ક્ષેત્રફળ ૭૬.૬૩ ચો.મી. બીલ્ડ-અપ એરીયા અને ૭૫.૦૮ ચો.મી. કાર્પેટ એરીયા, આર્ચન ગ્લોરીયા સ્કીમ તેની સાથે તેના પરનું બાંધકામ અને ૨૫.૫૫ ચો.મી.ની અવિભાજ્ય જમીન, વ્લોક/સર્વે નં. ૧૫૬/એ, ૫૨૦, ૫૨૨, ટી.પી. નં. ૩, (બોપલ) એક.પી. નં. ૧૮૫, એનએ જમીન પર બાંધકામ, મોજે બોપલ, તાલુકા દસકોઈ, જિલ્લો અમદાવાદ ખાતે આવેલ મિલકત. માલિક: શ્રી કિશોરસિંહ કરણસિંહ ગોહીલ અને શ્રીમતી હર્ષાબા કિશોરસિંહ ગોહીલ. ચલુડીમા: પૂર્વ: ફ્લેટ નં. એ-૧૩૦૧, પશ્ચિમ: ફ્લેટ નં. ૧૩૦૩, ઉત્તર: ફ્લેટ નં. એ-૧૩૦૩, દક્ષિણ: માર્જીન અથવા જમીનમાં સર્વે નં. ૫૧૩.	(ઈ) ૦૩.૦૮.૨૦૨૪ એક્ટ રા. ૫૬,૭૪,૭૮૪.૪૮ + વ્યાજ અને ચાર્જીસ - વસૂલાત જે હોય તો રૂ. ૨૨.૧૦.૨૦૨૪ એચ સાંકેતિક (બી) ૫,૭૫,૫૦૦/- સી ૧૧,૦૦૦/-
સિક્યુરિટી કેડિટરની જાણમાં હોય તેવા બોજાની વિગતો: જાણમાં નથી			
ઈ-દરજીના નિયમો અને શરતો: વેચાણ ધી સિક્યુરિટી ઈન્વેસ્ટમેન્ટ (એન્ફોર્સમેન્ટ) નિયમો ૨૦૦૨માં આપેલ શરતો અને નિયમોને આધીન રહેશે. વેચાણના શરતો અને નિયમો માટે https://www.ebkray.in/ , www.pnbindia.in વ્હો.			
સરકારી કાયદો ૨૦૦૨ હેઠળ નિયમ ૮(૬) મુજબ સ્ટેટ્યુટરી વેચાણ નોટીસ			
તારીખ: ૩૦.૧૦.૨૦૨૪ સ્થળ: અમદાવાદ અધિકૃત અધિકારી, પંજાબ નેશનલ બેંક, સુરક્ષિત લેણદાર નોંધ: વિવાદની સ્થિતિમાં આ નોટીસનો અંગ્રેજી અનુવાદ માન્ય ગણવામાં આવશે.			

 બંધન બેંક રીજનલ ઓફિસ: નેતાજી માર્ગ, મીડામબી જી રસ્તા પાસે, એલિસબ્રિજ, અમદાવાદ-૬. ફોન: ૯૧-૭૯-૨૬૪૨૧૭૫૧-૭૫		ભૌતિક કબજા અંગેની નોટિસ	
ધી સિક્યુરિટાઈઝેશન એન્ડ રિસ્કરિડ્યુક્શન ઓફ ફાયનાન્સિયલ એસેટ્સ એન્ડ એન્ફોર્સમેન્ટ ઓફ સિક્યુરિટી ઈન્વેસ્ટમેન્ટ એક્ટ, ૨૦૦૨ની કલમ ૧૩(૧૨) હેઠળ આપવામાં આવેલી સત્તાઓ, કે જેનો અર્થ ધી સિક્યુરિટી ઈન્વેસ્ટમેન્ટ (એન્ફોર્સમેન્ટ) રૂલ્સ, ૨૦૦૨ના નિયમ ૩ માં આપવામાં આવ્યો છે, તે સત્તાઓનો ઉપયોગ કરતાં નોટિસ આપવામાં આવે છે કે, અધિકૃત અધિકારીને, અહીં જણાવેલાં ખાતાનાં દેણદારોને કિમ્બોડી નોટિસ પાઠવી હતી અને તેમાં તે નોટિસ મળ્યાની તારીખથી ૭૦ દિવસની અંદર, રકમ ભરવાઈ કરી દેવા માટે જણાવ્યું હતું. દેણદાર આ રકમ ભરવામાં નિષ્ફળ ગયા હોવાથી, દેણદાર અને જાહેર જનતાને નોટિસ આપવામાં આવે છે કે, નીચે સમી કરનાર વ્યક્તિને, ઉપરોક્ત ધારાની કલમ ૧૩ની પેટા કલમ (૪) જેનો અર્થ ઉપરોક્ત ધારામાં નિયમ ૮ માં આપવામાં આવ્યો છે-- તે મુજબ તે વ્યક્તિ (નીચે સમી કરનાર) ને મળેલી સત્તાનો ઉપયોગ કરીને, તેણે અહીં નીચે જે મિલકતનું વર્ણન આપવામાં આવ્યું છે, તે મિલકતનો ભૌતિક કબજો લઈ લીધો છે. આથી, ખાસ કરીને દેણદાર અને જાહેર જનતાને ચેતવવામાં આવે છે કે તે મિલકત અંગે કોઈપણ પ્રકારનો વ્યવહાર કરવો નહીં અને છતાં જો તે મિલકત અંગે કોઈપણ પ્રકારનો વ્યવહાર કરવામાં આવશે તો તે અંગેની રકમ, વ્યાજ, ખર્ચ અને શુલ્ક બાબતે, બેંકને આદીન રહેશે. સિક્યુરિટી એક્ટ રીડીંગ કરવા/પરત મેળવવા માટે ઉપલબ્ધ સમયાન સંતોષે કાયદાની કલમ ૧૩ની પેટા કલમ (૮) ની જોગવાઈઓ તરફ સજાદાર/ગિરો મુકનારનું ધ્યાન દોરવામાં આવે છે.			
દેણદારનું નામ અને લોન ખાતા નં.	મોડેગેજ મિલકતનું વર્ણન (સિક્યુરિટી એસેટ)	કિમ્બોડી નોટિસ તારીખ	ભૌતિક કબજા અંગેની નોટિસ તારીખ
શ્રી લાલસંગ સામતસંગ સોલંકી શ્રીમતી અમરતબેન સામતસંગ સોલંકી ૨૦૦૦૧૧૩૦૦૦૨૦૨૪	તમામ ચલ અને અચલ સંપત્તિ, જે સર્વે નં.૧૦૫/૩, નવો રલ્લજ ફાઇનલ પ્લોટ નં.૧૮૩, વ્લોક/નિર્દેશ નં.બી, મકાન નં.૪૦૧, પારંગો માળ, રાધે ઉપવાર, રજોડા રોડ, સીએમ.અમીન ઈંગલિશ સ્કૂલ પાસે, બાવળા ખોજે ગામ બાવળા, અમદાવાદ, ગુજરાત-૩૮૨૨૨૦ સ્થિત છે અને જે આધારિત છે: ઉત્તર: ફ્લેટ નં.બી-૪૦૨, પૂર્વ: ફ્લેટ નં.બી-૪૦૬, પશ્ચિમ: વ્લોક નં.બી, દક્ષિણ: સાઈબાજી સોસાયટી	૧૮.૦૧.૨૦૨૪	૨૮.૧૦.૨૦૨૪
સ્થળ: અમદાવાદ તારીખ: ૩૧/૧૦/૨૦૨૪			અધિકૃત અધિકારી બંધન બેંક લિમિટેડ

AARNAV FASHIONS LIMITED Regd. Office: 1, New Cloth Market, Outside Raipur Gate, Raipur, Ahmedabad - 380 002 Tel. No. : 079-29702983 Corporate Office & Factory : Survey No. 302 - 305, Isanpur, Narol - Vatva Road, Ahmedabad - 382405 Email Id : aarnavfashions@gmail.com Website : www.aarnavgroup.com CIN : L17100GJ1983PLC028990						
UN-AUDITED FINANCIAL RESULTS FOR THE QUARTER & HALF YEAR ENDED ON SEPTEMBER 30, 2024 (Rs. in Lacs Except EPS)						
Sr. No.	Particulars	For the Quarter Ended on			Half Year Ended on	
		30/09/2024 (Un-Audited)	30/06/2024 (Un-Audited)	30/09/2023 (Un-Audited)	30/09/2024 (Un-Audited)	31/03/2024 (Audited)
Income						
1	Revenue from Operations	10458.82	8836.46	9708.06	19295.28	17575.20
2	Other Income	19.93	6.43	5.71	26.36	12.01
3	Total Income (1+2)	10478.75	8842.89	9713.77	19321.64	17587.21
Expenses:						
(a)	Cost of materials consumed	7525.79	6278.24	7540.80	13804.03	12277.46
(b)	Purchases of Stock-in-Trade	0.00	0.00	0.00	0.00	0.00
(c)	Changes in inventories and stock in trade	(15.97)	(165.04)	(1388.07)	(181.01)	(904.52)
(d)	Employee benefits expense	221.76	206.75	205.10	428.51	383.63
(e)	Finance costs	249.65	283.47	280.11	533.12	598.77
(f)	Depreciation and amortization expense	193.48	179.09	170.59	372.57	348.77
(g)	Other Expenses	2014.96	1821.11	2661.60	3836.07	4606.88
4	Total expenses (4)	10189.67	8603.62	9470.13	18793.29	17310.99
5	Profit from ordinary activities before exceptional items (3-4)	289.08	239.27	243.64	528.35	276.22
6	Exceptional items	0.00	0.00	0.00	0.00	0.00
7	Profit from ordinary activities before tax (5-6)	289.08	239.27	243.64	528.35	276.22
8	Less : Tax expense					
(a)	Current tax net of Earlier Year Tax	99.00	61.00	61.00	160.00	70.00
(b)	Short / (Excess) Provision of earlier years	0.00	0.00	0.00	0.00	0.00
(c)	Deferred Tax (credit) / Charge	(25.20)	0.00	0.19	(25.20)	0.38
9	Net Profit for the period (7-8)	215.28	178.27	182.45	393.55	205.84
10	Other Comprehensive Income (Net of Tax)	0.00	0.00	0.00	0.00	0.00
11	Total Comprehensive Income after Tax (9+10)	215.28	178.27	182.45	393.55	205.84
12	Paid-up Equity Share capital (Face value of Rs.10/- per share)	4223.86	4223.86	4223.86	4223.86	4223.86
13	Other Equity (Excluding Revaluation Reserves)	--	--	--	--	--
14	Earnings per equity share (not annualised) (in Rs.) (face value Rs. 10 each)					
(1)	Basic	0.51	0.42	0.43	0.93	0.49
(2)	Diluted	0.51	0.42	0.43	0.93	0.49

Notes: (1) The above financial results were reviewed and recommended by the Audit Committee and approved by the Board of Directors at their respective meetings held on 29.10.2024 (2) The unaudited quarterly / Six months ended financial results of the Company for the period ended on 30 September, 2024 will be available on the Company's website (www.aarnavgroup.com) and on the website of BSE (www.bseindia.com) (3) The Company currently operates in a single segment i.e. Textile Processing (4) The above Financial results are in accordance with Indian Accounting Standards, the (Ind-AS) as prescribed under Section 133 of the Companies Act 2013, read with Rule 3 of the Companies (Indian Accounting Standards) Rules, 2015, Companies (Indian Accounting Standards) Amended Rules, 2016. (5) Previous period figures have been re-grouped/ reclassified wherever necessary, to match current period classification.
 Place : Ahmedabad For, Aarnav Fashions Limited
 Date : 29/10/2024 s/d/- **Champalal Gopiram Agarwal**, Director - DIN : 01716421

www.Larsentoubro.com  LARSEN & TOUBRO LIMITED Registered Office: L&T House, Ballard Estate, Mumbai 400 001 CIN: L99999MH1946PLC004768						
EXTRACT OF STATEMENT OF CONSOLIDATED UNAUDITED FINANCIAL RESULTS FOR THE QUARTER AND SIX MONTHS ENDED SEPTEMBER 30, 2024						
Particulars	Quarter ended			Six months ended		Year ended
	September 30, 2024 [Reviewed]	June 30, 2024 [Reviewed]	September 30, 2023 [Reviewed]	September 30, 2024 [Reviewed]	September 30, 2023 [Reviewed]	March 31, 2024 [Audited]
	₹ Crore					
1	Revenue from operations	61554.58	55119.82	51024.04	116674.40	98906.41
2	Profit before exceptional items and tax	5555.09	4676.65	4991.07	10231.74	9323.44
3	Profit before tax	5555.09	4676.65	4991.07	10231.74	9323.44
4	Net profit after tax and share in profit/(loss) of joint ventures/associates	4098.84	3444.68	3845.50	7543.52	6941.09
5	Net profit after tax attributable to owners of the Company	3395.29	2785.72	3222.63	6181.01	5715.63
6	Total comprehensive income attributable to owners of the Company	3818.27	2933.57	2853.95	6751.84	5523.73
7	Paid-up equity share capital (face value of share: ₹ 2 each)	275.00	274.97	274.88	275.00	274.88
8	Other equity attributable to owners of the Company					86084.31
9	Earnings per share (EPS) (not annualised):					
(a)	Basic EPS (₹)	24.69	20.26	22.94	44.96	40.68
(b)	Diluted EPS (₹)	24.68	20.25	22.92	44.92	40.65
Notes: (i) The Company reports its consolidated financial results on a quarterly basis. The standalone financial results are available on the Company's website viz. www.larsentoubro.com and on the websites of BSE (www.bseindia.com) and NSE (www.nseindia.com). The specified items of the standalone financial results of the Company for the quarter and six months ended September 30, 2024 are given below:						
Particulars	Quarter ended			Six months ended		Year ended
	September 30, 2024 [Reviewed]	June 30, 2024 [Reviewed]	September 30, 2023 [Reviewed]	September 30, 2024 [Reviewed]	September 30, 2023 [Reviewed]	March 31, 2024 [Audited]
	₹ Crore					
a)	Revenue from operations	34918.36	30278.75	28151.12	65197.11	55081.66
b)	Profit before exceptional items and tax	2699.98	3385.37	3157.17	6085.35	4962.90
c)	Profit before tax	2699.98	3385.37	3157.17	6085.35	5360.87
d)	Net profit after tax	1993.11	2961.34	2709.72	4954.45	4502.08
(ii) The above is an extract of the detailed format of quarterly financial results filed with the Stock Exchanges. The quarterly financial results in the detailed format are available on the Company's website viz. www.larsentoubro.com and on the websites of BSE (www.bseindia.com) and NSE (www.nseindia.com). (iii) Figures for the previous periods have been regrouped/reclassified to conform to the classification of the current periods. (iv) The above financial results of the Company have been prepared in accordance with the recognition and measurement principles laid down in the Indian Accounting Standards (Ind AS) as prescribed under section 133 of the Companies Act, 2013 read with the relevant rules issued thereunder and the other accounting principles generally accepted in India. These results have been reviewed by the Audit Committee and approved by the Board of Directors at its meeting held on October 30, 2024. The same have also been subjected to Limited Review by the Joint Statutory Auditors.						
for LARSEN & TOUBRO LIMITED S. N. SUBRAHMANYAN Chairman & Managing Director						
Place : Mumbai Date : October 30, 2024						

 AIA ENGINEERING LIMITED Regd. Office.: 115, GVMM Estate, Odhav Road, Ahmedabad 382 415; CIN: L29259GJ1991PLC015182 Ph. 079-22901078; Fax: 079-22901077; E-mail: ric@aiaengineering.com ; Website: www.aiaengineering.com						
STATEMENT OF UNAUDITED CONSOLIDATED FINANCIAL RESULTS FOR THE QUARTER AND HALF YEAR ENDED 30 SEPTEMBER 2024						
(Rs. in lakhs)						
Sr. No.	Particular	Consolidated				
		Quarter ended		Half year ended		Year ended
		30/Sep/2024	30/Jun/2024	30/Sep/2023	30/Sep/2024	30/Sep/2023
1	Total Income from Operations	1,04,420.40	1,01,997.23	1,29,479.94	2,06,417.63	2,53,438.49
2	Net Profit / (Loss) for the period (before Tax, Exceptional and/or Extraordinary items)	33,734.53	34,056.94	41,249.49	67,791.47	78,329.83
3	Net Profit / (Loss) for the period before tax (after Exceptional and/or Extraordinary items)	33,734.53	34,056.94	41,249.49	67,791.47	78,329.83
4	Net Profit / (Loss) for the period after tax (after Exceptional and/or Extraordinary items)	25,642.63	25,940.87	32,408.98	51,583.50	59,661.26
5	Total Comprehensive Income for the period [Comprising Profit / (Loss) for the period (after tax) and Other Comprehensive Income (after tax)]	25,536.87	25,657.53	32,049.09	51,194.40	59,157.82
6	Equity Share Capital	1,866.41	1,866.41	1,866.41	1,866.41	1,866.41
7	Reserves (excluding Revaluation Reserve) as per the Balance Sheet					6,63,887.78
8	Earnings Per Share (EPS) (of 2 each) (for continuing and discontinued operations)					
a.	Basic	27.29	27.52	34.26	54.82	63.13
b.	Diluted	27.29	27.52	34.26	54.82	63.13
Notes: 1 The details of the following items on the Standalone basis:						
Particulars	Quarter ended		Half year ended		Year ended	
	30/Sep/2024	30/Jun/2024	30/Sep/2023	30		