

Date: 08th August 2023

To The Secretary BSE Ltd. Phiroze Jeejeebhoy Towers Dalal Street, Mumbai - 400 001 Security Code No.: 523716	To The Secretary National Stock Exchange of India Ltd. Exchange Plaza, Plot no. C/1, G Block Bandra-Kurla Complex, Bandra (E) Mumbai - 400 051 NSE Symbol: ASHIANA
--	--

Sub: Submission of Investor Update/Presentation for the quarter ended on 30th June 2023

Dear Sir,

Please find attached the Investor update/Presentation for the quarter ended on 30th June 2023.

Kindly take the above revised presentation on record.

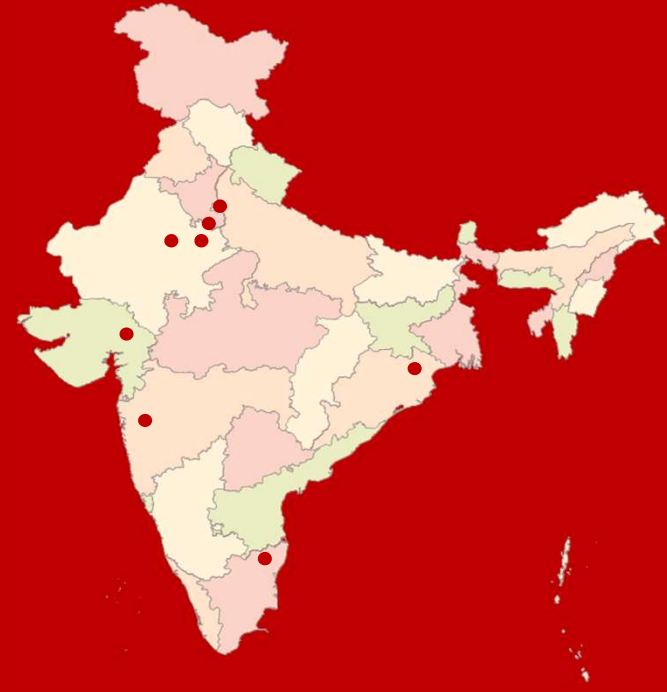
Thanking you,
For **Ashiana Housing Ltd.**

Nitin Sharma
(Company Secretary & Compliance Officer)
Membership No. 21191

Ashiana Housing Ltd.
304, Southern Park, Saket District Centre,
Saket, New Delhi- 110 017
CIN: L70109WB1986PLC040864
Regd. Office: 5F Everest, 46/C Chowringhee Road, Kolkata -700 071
Phone No: 011-42654265, Email: investorrelations@ashianahousing.com
Website: www.ashianahousing.com

Investor Update

June 2023



BHIWADI | GURUGRAM | PUNE | CHENNAI | JAIPUR | JAMSHEDPUR | JODHPUR | HALOL | NEEMRANA

BSE: 523716 | NSE: ASHIANA | BLOOMBERG: ASFI:IN | REUTERS: AHFN.NS | WWW.ASHIANAHOUSING.COM

© 2020, ASHIANA HOUSING LIMITED. ALL RIGHTS RESERVED.

Happiness all around



Going Extra Mile



Transparency



Never give Up

Safe Harbor

Except for the historical information contained herein, statements in this presentation and the subsequent discussions, which include words or phrases such as "will", "aim", "will likely result", "would", "believe", "may", "expect", "will continue", "anticipate", "estimate", "intend", "plan", "contemplate", "seek to", "future", "objective", "goal", "likely", "project", "should", "potential", "will pursue", and similar expressions of such expressions may constitute "forward-looking statements". These forward looking statements involve a number of risks, uncertainties and other factors that could cause actual results to differ materially from those suggested by the forward-looking statements. These risks and uncertainties include, but are not limited to our ability to successfully implement our strategy, our growth and expansion plans, obtain regulatory approvals, our provisioning policies, technological changes, investment and business income, cash flow projections, our exposure to market risks as well as other risks. The Company does not undertake any obligation to update forward-looking statements to reflect events or circumstances after the date thereof.

Saleable Area

Total saleable area of the entire project corresponding to 100% economic interest of all parties

Ongoing Projects

Projects in respect of which (i) all title, development rights or other interest in the land is held either directly by our Company and/or our Subsidiaries and/or other entities in which our Company and/or our Subsidiaries have a stake; (ii) wherever required, all land for the project has been converted for intended land use; and (iii) construction development activity has commenced.

Future Projects

Projects in respect of which (i) all title, development rights or other interest in the land is held either directly by our Company and/or our Subsidiaries and/or other entities in which our Company and/or our Subsidiaries have a stake; and (ii) our management has commenced with the formulation of development plans.

Land available for Future Development

Lands in which we have obtained any right or interest, or have entered into agreements to sell/memorandum of understanding with respect to such rights or interest, as the case may be, and which does not form part of our Completed, Ongoing and Future Projects

Project

Project includes project phases

01 Highlights and Overview



02 Ongoing Projects



03 Financials



04 Future Outlook



05 Annexures



Highlights and Overview

01 Highlights

02 Operational Overview

03 Financial Overview

04 Quarterly Performance

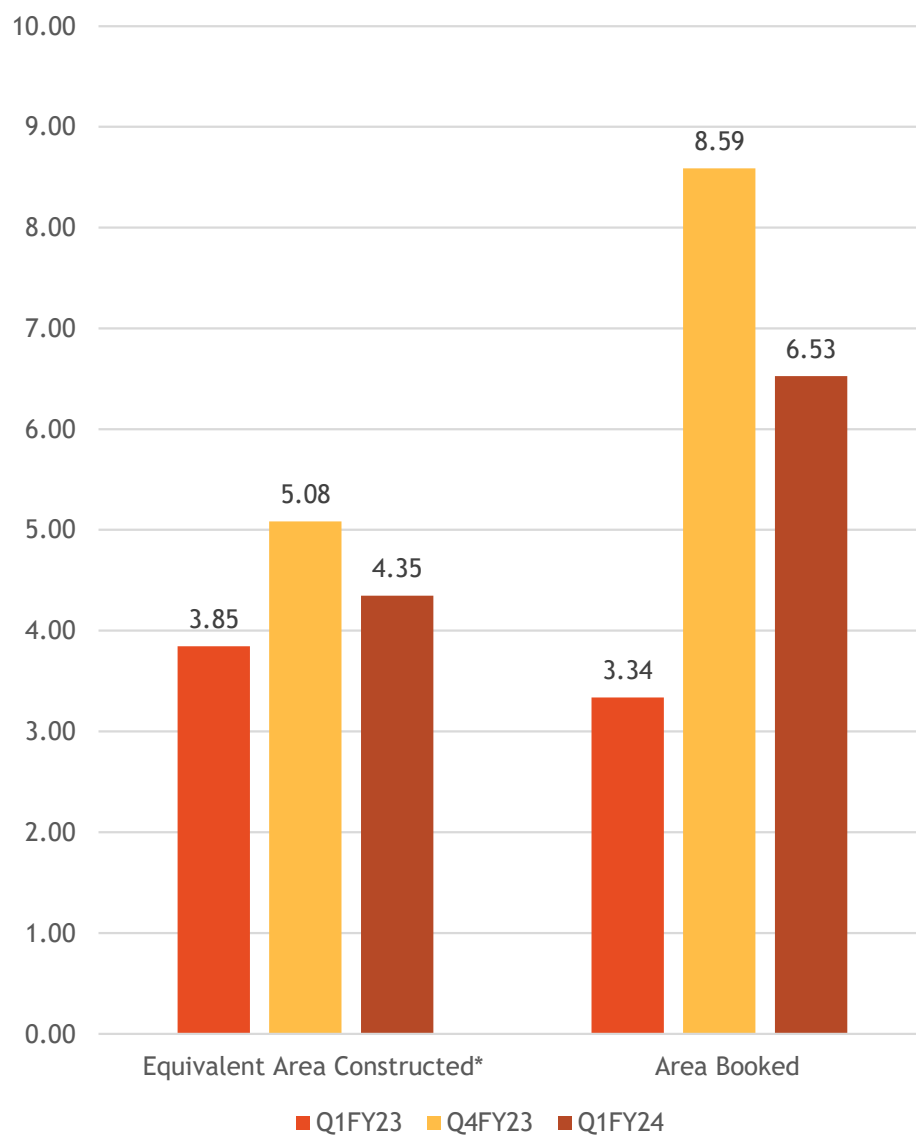
05 Cash Flow Position



Quarterly Highlights

- Ashiana Amarah's second phase launched in April and entire stock sold out on launch (224 units with a sale value of Rs 290 Crores).
- Handover commenced in Ashiana Daksh, Jaipur (Phase 2 – 2.35 lakhs sq ft).
- Value of Area Booked recorded at 436.20 Crores (Q1FY24) vs INR 435.82 Crores (Q4FY23)
- Area constructed at 4.35 lakhs square feet in Q1FY24 vs 5.08 lakhs sq ft in Q4FY23 and 3.85 lakh Sq. ft. (Q1FY23).
- Pre – Tax Operating Cashflow was recorded at INR 83.15 Crores in Q1FY24 vs INR 22.59 Crores in Q4FY23 (FY23 at INR 84.85 Crores), aided by higher collection during the quarter.
- Total Revenue reported at INR 129.29 Crs (Q1FY24) vis a vis INR 116.94 Crs (Q4FY23) .
- PAT increased to INR 10.87 Crores in Q1FY24 from INR 10.38 Crores in Q4FY23.
- TCI also improved to INR 11.20 Crores in Q1FY24 from 10.51 Crores in Q4FY23.

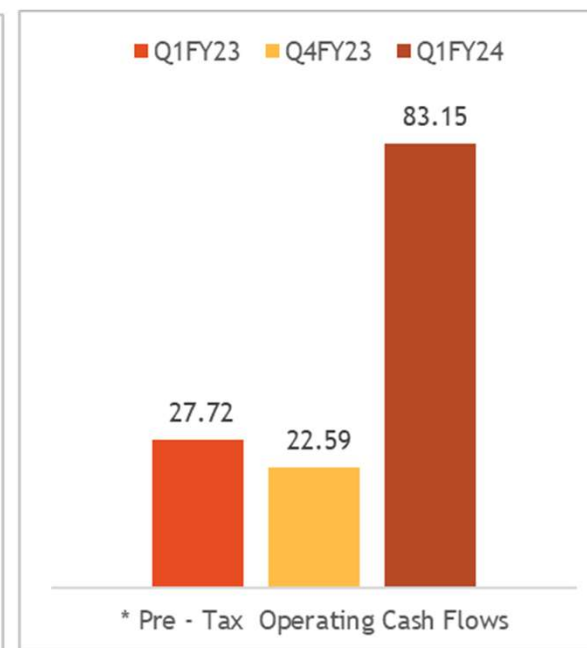
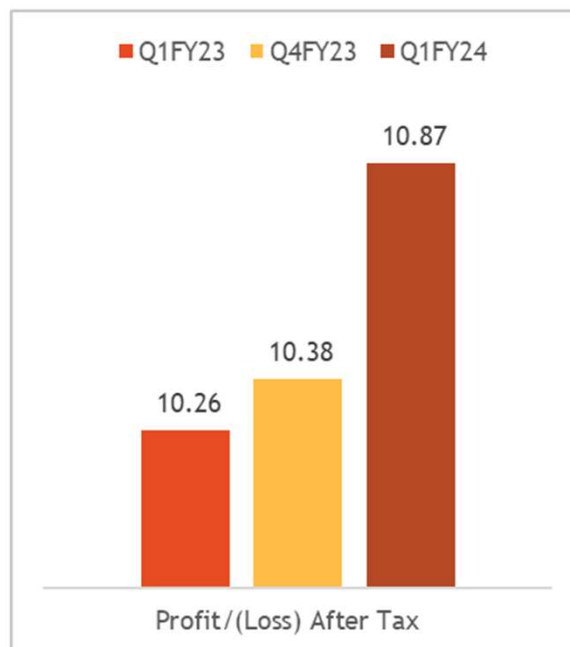
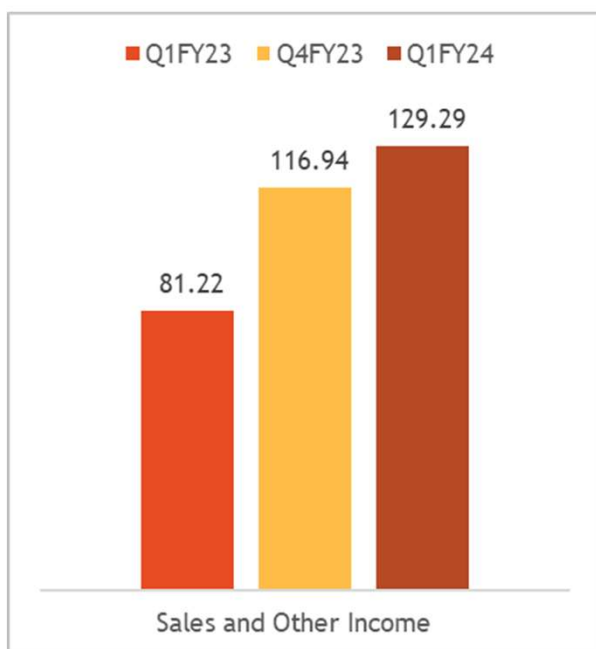
Quarterly Operational Overview



- Area booked was 6.53 lakh sq ft in Q1FY24 vs 8.59 Lakh Sq Ft in Q4 FY23.
- EAC was 4.35 Lakh sq ft in Q1FY24 vs 5.08 Lakh Sq Ft in Q4 FY23

Note : * Equivalent Area Constructed (EAC) excludes EWS/LIG area as it is not a business activity of the company.

Quarterly Financial Overview



- Sales and Other income was recorded at INR 129.29 Crores in Q1FY24 vis a vis INR 116.94 Crores in Q4FY23
- PAT was improved to INR 10.87 Crores for Q1FY24 from INR 10.38 Crores for Q4FY23
- Pre – Tax Operating Cashflow was recorded at INR 83.15 Crores in Q1FY24 vs INR 22.59 Crores in Q4FY23

**Pre – Tax Operating Cashflow is a modified version of operating cashflows and not as per statutorily required AS-3*

Quarter wise Performance

Period	Entity	INR Crores	Lakhs Sq. ft.	Lakhs Sq. ft.	Lakhs Sq. ft.
		Value of Area Booked	Area Booked	Equivalent Area Constructed*	Area Delivered & Recognized for Revenue
FY24 Quarter 1	AHL	427.54	6.35	4.32	2.94
	Partnership	8.66	0.18	0.02	0.38
	Total	436.20	6.53	4.35	3.32
FY 23	AHL	1249.95	24.33	16.69	8.97
	Partnership	63.48	1.53	0.04	1.54
	Total	1313.43	25.86	16.73	10.51
FY23 Quarter 4	AHL	416.59	8.14	5.08	2.34
	Partnership	19.23	0.45	0.00	0.38
	Total	435.82	8.59	5.08	2.72
FY23 Quarter 3	AHL	470.02	8.66	3.42	3.24
	Partnership	15.26	0.37	0.00	0.36
	Total	485.29	9.03	3.42	3.60
FY23 Quarter 2	AHL	224.19	4.52	4.37	1.70
	Partnership	15.99	0.38	0.01	0.37
	Total	240.19	4.90	4.38	2.07
FY23 Quarter 1	AHL	139.14	3.01	3.82	1.68
	Partnership	12.99	0.33	0.02	0.43
	Total	152.14	3.34	3.85	2.11

Quarterly Sales Trend

(Area in Sq. Ft.)

Location	Projects	Q2FY22	Q3FY22	Q4FY22	Q1FY23	Q2FY23	Q3FY23	Q4FY23	Q1FY24
AHL									
Neemrana	Aangan Neemrana	1,450	-	-					1,450
Gurgaon	Anmol	28,495	85,788	58,126	1,04,384	1,81,226	1,28,714	69,121	59,177
Gurgaon	Ashiana Amarah				-	-	3,95,360	-	3,76,880
Bhiwadi	Tarang	15,561	9,493	5,873	27,374	47,695	17,316	42,666	22,988
Bhiwadi	Ashiana Town	17,210	-	8,890	13,335	11,060	4,715	2,115	1,220
Bhiwadi	Surbhi	4,265	1,100	-845	2,200	1,945	1,100	2,200	
Bhiwadi	THR	9,921	-	3,307					
Bhiwadi	Nirmay	74,074	38,165	84,713	27,104	5,632	1,553	1,843	1,553
Bhiwadi	Ashiana Advik						1,28,953	20,363	17,667
Bhiwadi	Utsav Bhiwadi	-	1,420	-					
Jodhpur	Dwarka	48,000	24,340	14,530	13,660	8,010	37,940	2,980	4,470
Jaipur	Umang	49,640	47,352	33,907	15,917	28,885	68,222	18,016	36,713
Jaipur	Ashiana Daksh	11,968	19,584	3,264	2,176	-	-	-	
Jaipur	Ashiana Amantran	63,350	48,370	1,29,515	60,637	47,125	38,285	23,210	12,065
Jaipur	Ashiana Ekansh							2,34,226	11,666
Gujarat	Navrang	1,470	1,470	-					
Chennai	Shubham	42,124	47,059	42,445	18,959	17,086	590	95,349	63,120
Pune	Lavasa	0	3090	3125		-915			
Pune	Ashiana Malhar				-	93,828	26,369	38,393	22,889
Jamshedpur	Ashiana Prakriti							2,57,170	
Jamshedpur	Ashiana Sehar	27,885	27,655	32,048	15,409	10,580	16,587	6,085	2,677
AHL Total		3,95,413	3,54,886	4,18,898	3,01,155	4,52,157	8,65,704	8,13,737	6,34,535
Partnership									
Jaipur	Vrinda Gardens	56,829	63,569	28,463	34,033	28,439	27,734	39,913	10,027
Jaipur	Gulmohar Gardens	-1,695	614	5,300	-1,325	9,183	8,926	4,463	6,276
Jaipur	Rangoli Gardens Plaza	-	2,333	736	-	-	798	652	1,757
Partnership Total		55,134	66,516	34,499	32,708	37,622	37,458	45,028	18,060
		4,50,547	4,21,402	4,53,397	3,33,863	4,89,779	9,03,162	8,58,765	6,52,595

Project wise Cash Flow Position in Ongoing Projects

Ownership	Location	Projects	Phase	Salable Area (Lakhs sq ft)	Area Booked (Lakhs sq ft)	Sale Value of Area Booked (INR Crores)	Amount Received (INR Crores)	Equivalent Area Constructed (Lakhs sq ft)
AHL	Bhiwadi	Nirmay	Phase 4	2.08	1.82	68.87	43.06	1.84
	Bhiwadi	Tarang	Phase 3	1.14	0.94	29.98	20.35	1.14
	Bhiwadi	Tarang	Phase 4A	0.65	0.65	27.99	8.15	0.25
	Bhiwadi	Tarang	Phase 4B	0.76	0.33	11.19	1.31	0.16
	Bhiwadi	Advik	Phase 1	3.55	1.67	83.07	35.01	1.17
	Chennai	Shubham	Phase 4	2.46	2.43	113.10	86.94	1.69
	Chennai	Shubham	Phase 4B	1.77	1.51	78.05	26.23	0.75
	Gurugram	Anmol	Phase 2	2.83	2.82	149.85	88.11	1.98
	Gurugram	Anmol	Phase 3	4.47	3.92	245.45	57.36	0.77
	Gurugram	Amarah	Phase 1	3.95	3.95	243.01	71.33	1.26
	Gurugram	Amarah	Phase 2	3.77	3.77	290.05	68.22	0.32
	Jaipur	Umang	Phase 5	4.45	3.77	126.09	105.00	3.90
	Jaipur	Umang	Phase 6	2.26	0.77	29.47	13.02	0.92
	Jaipur	Daksh	Phase 3	1.17	1.17	41.68	37.59	1.12
	Jaipur	Amantran	Phase 1	3.58	3.32	129.56	109.72	3.58
	Jaipur	Amantran	Phase 2	1.20	1.20	46.02	38.32	1.17
	Jaipur	Amantran	Phase 3	3.79	2.49	109.10	65.61	2.04
	Jaipur	Amantran	Shops	0.09	0.09	6.12	3.23	0.00
	Jaipur	Ekansh	Phase 1	3.16	1.41	71.62	11.61	0.65
	Jaipur	Ekansh	Phase 2	1.60	1.05	47.29	7.49	0.01
	Jamshedpur	Aditya	Phase 1	3.55	3.55	120.95	113.65	3.55
	Jamshedpur	Aditya	Phase 2	2.75	2.75	98.64	85.28	2.33
	Jamshedpur	Prakriti	Phase 1	2.57	2.57	136.13	7.83	0.19
	Jodhpur	Dwarka	Phase 4	1.28	1.14	31.85	26.14	1.08
	Jodhpur	Dwarka	Phase 5	2.00	0.34	10.52	3.55	0.22
	Pune	Malhar	Phase 1	2.62	1.81	96.70	39.72	0.85
Pune	Utsav Lavasa	Phase 4					0.62	
AHL Total				63.51	51.24	2,442.36	1,173.85	33.55
Grand Total				63.51	51.24	2,442.36	1,173.85	33.55

- Out of a total saleable area of 63.51 Lakhs Sq. ft., 33.55 Lakhs Sq. ft. (53%) has already been constructed
- Out of the total area booked so far, an amount of around INR 1,268.51 Crores is to be received in due course in future

*Equivalent Area Constructed (EAC) excludes EWS/LIG area as it is not a business activity of the company.

** Construction for Phase-4 Ashiana Utsav, Lavasa is complete and OC has been applied for, it is yet to be launched for sales

*** Projects in partnerships were fully executed at the year ending 31st Mar 2022


Ongoing Projects

01 Geographical Presence

02 Ongoing Projects Summary

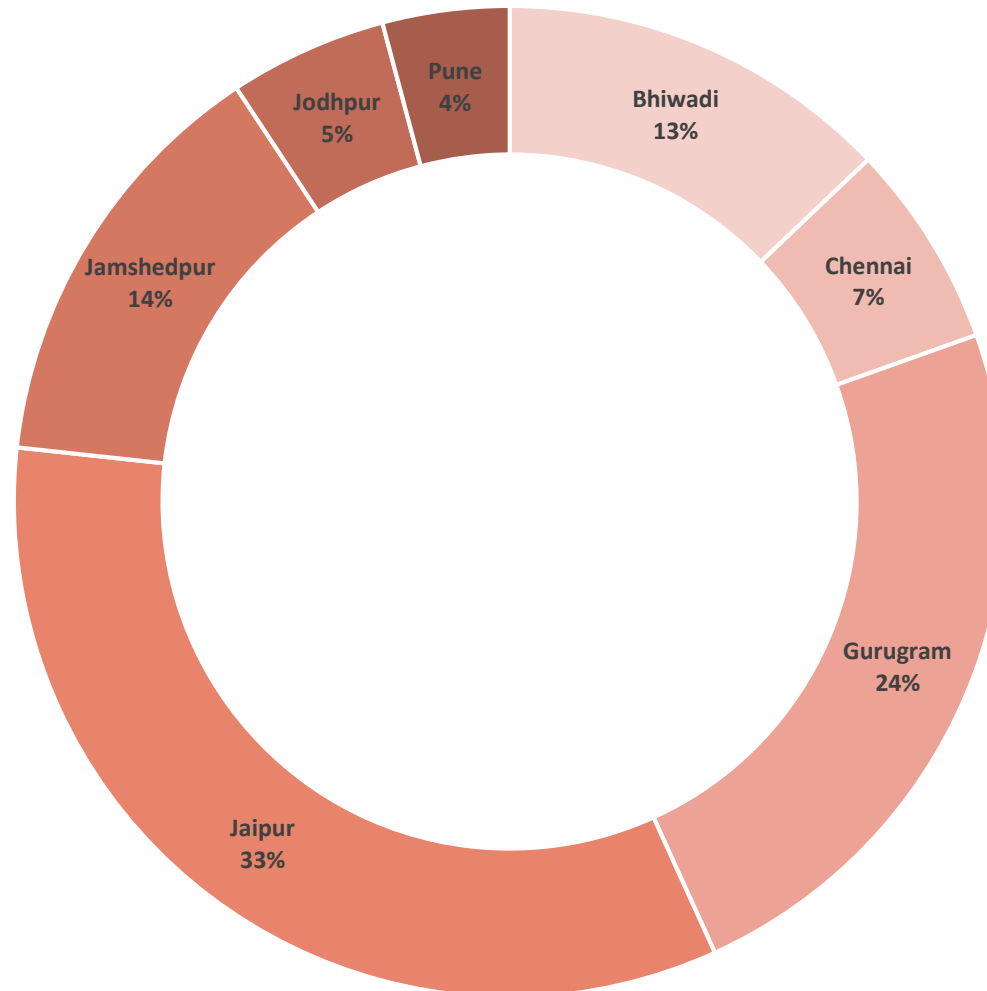
03 Break up of Area Booked

04 Operational data - Yearly
- Quarterly



Geographical Presence

Saleable Area of Ongoing Projects



Ongoing Projects Summary – Expected Completion Timeline

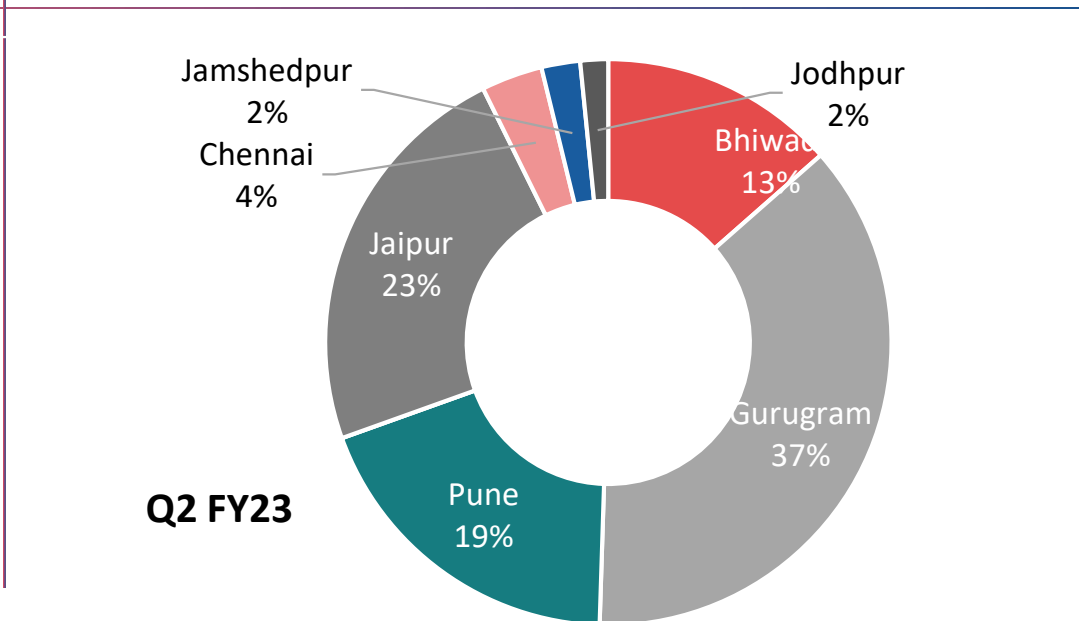
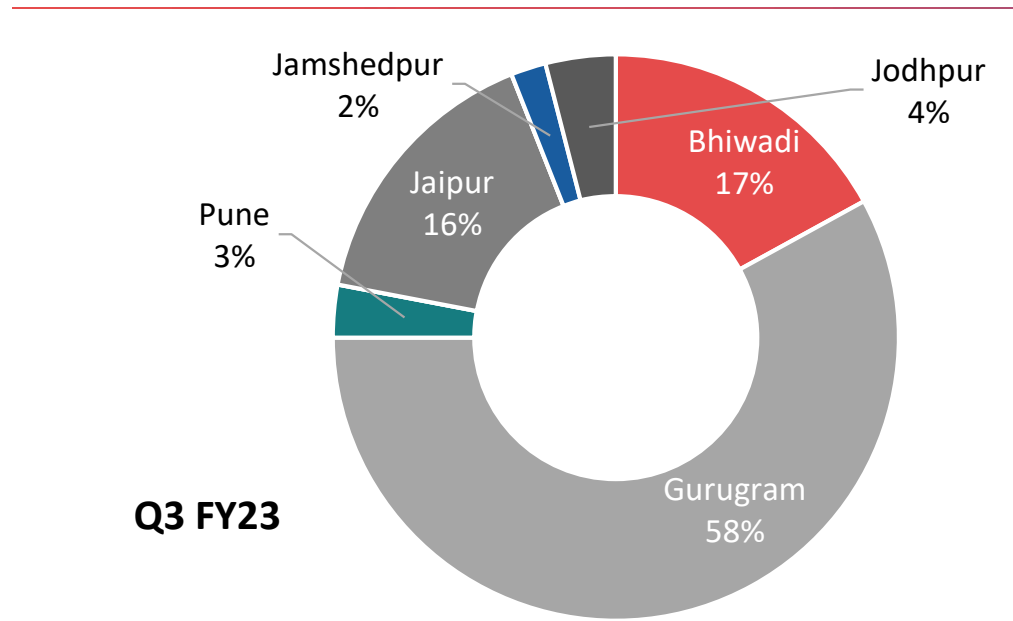
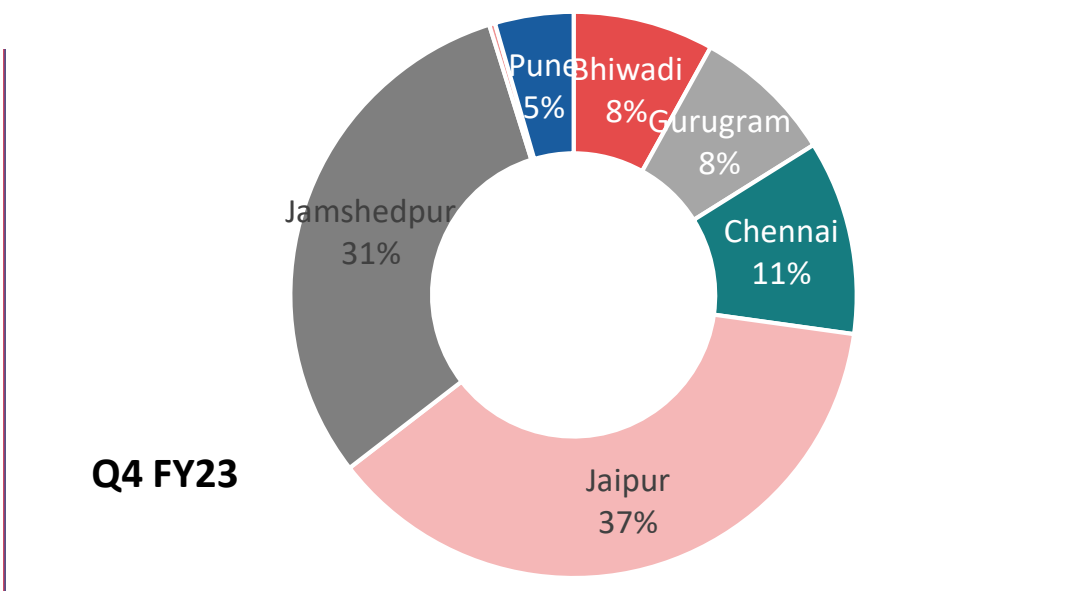
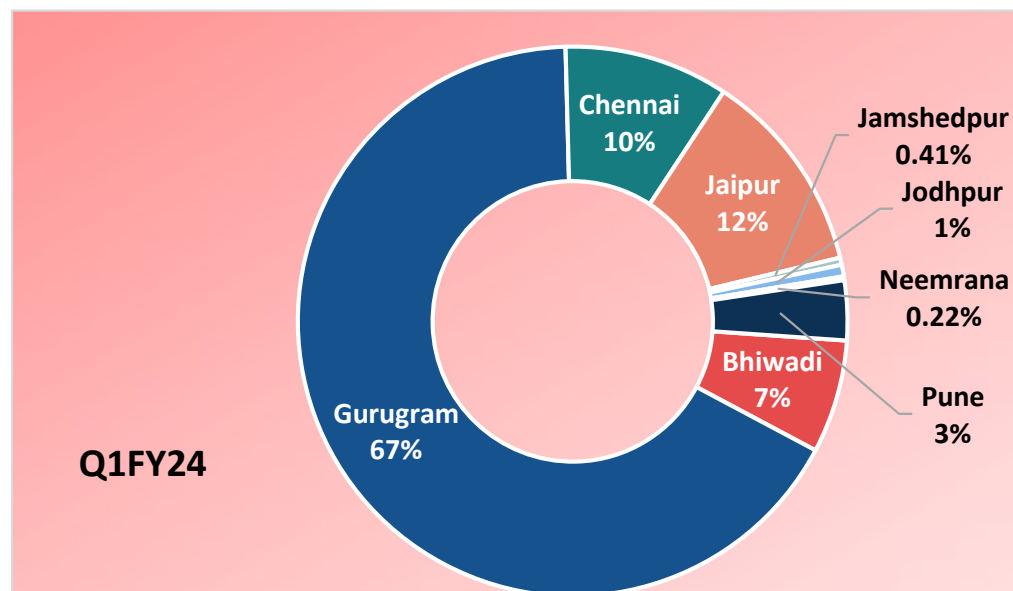
Location	Projects	Phase	Type	Economic Interest	Salable Area (Lakhs sq ft)	Area Booked (Lakhs sq ft)	Possession Timeline as per RERA	Expected Customer Handover Date
Bhiwadi	Nirmay	Phase 4	Senior Living	100% Ownership	2.08	1.82	Q3FY25	Q3FY24
Bhiwadi	Tarang	Phase 3	Premium Homes	100% Ownership	1.14	0.94	Q2FY25	Q2FY24
Bhiwadi	Tarang	Phase 4A	Premium Homes	100% Ownership	0.65	0.65	Q3FY26	Q2FY25
Bhiwadi	Tarang	Phase 4B	Premium Homes	100% Ownership	0.76	0.33	Q1FY27	Q4FY25
Bhiwadi	Advik	Phase 1	Senior Living	100% Ownership	3.55	1.67	Q1FY27	Q4FY25
Chennai	Shubham	Phase 4	Senior Living	73.75% of Revenue Share	2.46	2.43	Q4FY24	Q4FY24
Chennai	Shubham	Phase 4B	Senior Living	73.75% of Revenue Share	1.77	1.51	Q3FY26	Q4FY25
Gurugram	Anmol	Phase 2	Kid Centric Homes	65% of Revenue Share	2.83	2.82	Q1FY27	Q3FY25
Gurugram	Anmol	Phase 3	Kid Centric Homes	65% of Revenue Share	4.47	3.92	Q3FY29	Q3FY26
Gurugram	Amarah	Phase 1	Kid Centric Homes	100% Ownership	3.95	3.95	Q1FY27	Q1FY26
Gurugram	Amarah	Phase 2	Kid Centric Homes	100% Ownership	3.77	3.77	Q3FY28	Q1FY27
Jaipur	Amantran	Phase 1	Premium Homes	75% of Revenue Share	3.58	3.32	Q3FY25	Q2FY24
Jaipur	Amantran	Phase 2	Premium Homes	75% of Revenue Share	1.20	1.20	Q1FY26	Q3FY24
Jaipur	Amantran	Phase 3	Premium Homes	75% of Revenue Share	3.79	2.49	Q2FY26	Q4FY25
Jaipur	Amantran	Shops	Premium Homes	75% of Revenue Share	0.09	0.09	Q2FY26	Q4FY25
Jaipur	Daksh	Phase 3	Premium Homes	100% Ownership	1.17	1.17	Q2FY25	Q2FY24
Jaipur	Ekansh	Phase 1	Premium Homes	77.25% Revenue Share	3.16	1.41	Q3FY27	Q4FY26
Jaipur	Ekansh	Phase 2	Premium Homes	77.25% Revenue Share	1.60	1.05	Q4FY27	Q1FY27
Jaipur	Umang	Phase 5	Kid Centric Homes	100% Ownership	4.45	3.77	Q3FY25	Q4FY24
Jaipur	Umang	Phase 6	Kid Centric Homes	100% Ownership	2.26	0.77	Q1FY27	Q3FY25
Jamshedpur	Aditya	Phase 1	Premium Homes	74% of Revenue Share	3.55	3.55	Q1FY24	Q2FY24
Jamshedpur	Aditya	Phase 2	Premium Homes	74% of Revenue Share	2.75	2.75	Q2FY25	Q3FY24
Jamshedpur	Prakriti	Phase 1	Premium Homes	73.61% Revenue Share	2.57	2.57	Q3FY28	Q1FY27
Jodhpur	Dwarka	Phase 4	Premium Homes	100% Ownership	1.28	1.14	Q3FY25	Q3FY24
Jodhpur	Dwarka	Phase 5	Premium Homes	100% Ownership	2.00	0.34	Q2FY27	Q2FY26
Pune	Utsav Lavasa	Phase 4	Senior Living	100% Ownership			OC/CC Pending	
Pune	Malhar	Phase 1	Premium Homes	65% Revenue Share	2.62	1.81	Q3FY27	Q4FY25
					63.51	51.24		

Year wise Deliveries

Year	Location	Projects	Phase	Salable Area (Lakhs sq ft)	Expected Customer Handover Date
FY24	Bhiwadi	Tarang	Phase 3	1.14	Q2FY24
	Bhiwadi	Nirmay	Phase 4	2.08	Q3FY24
	Chennai	Shubham	Phase 4	2.46	Q4FY24
	Jaipur	Amantran	Phase 1	3.58	Q2FY24
	Jaipur	Amantran	Phase 2	1.20	Q3FY24
	Jaipur	Daksh	Phase 2	2.35	Q1FY24
	Jaipur	Daksh	Phase 3	1.17	Q2FY24
	Jaipur	Umang	Phase 5	4.45	Q4FY24
	Jamshedpur	Aditya	Phase 1	3.55	Q2FY24
	Jamshedpur	Aditya	Phase 2	2.75	Q3FY24
	Jodhpur	Dwarka	Phase 4	1.28	Q3FY24
				26.02	
FY25	Bhiwadi	Tarang	Phase 4A	0.65	Q2FY25
	Bhiwadi	Tarang	Phase 4B	0.76	Q4FY25
	Bhiwadi	Advik	Phase 1	3.55	Q4FY25
	Chennai	Shubham	Phase 4B	1.77	Q4FY25
	Gurugram	Anmol	Phase 2	2.83	Q3FY25
	Jaipur	Umang	Phase 6	2.26	Q3FY25
	Jaipur	Amantran	Phase 3	3.79	Q4FY25
	Jaipur	Amantran	Shops	0.09	Q4FY25
	Pune	Malhar	Phase 1	2.62	Q4FY25
				18.32	
FY26	Gurugram	Amarah	Phase 1	3.95	Q1FY26
	Gurugram	Anmol	Phase 3	4.47	Q3FY26
	Jaipur	Ekansh	Phase 1	3.16	Q4FY26
	Jodhpur	Dwarka	Phase 5	2.00	Q2FY26
				13.59	
FY27	Jaipur	Ekansh	Phase 2	1.60	Q1FY27
	Jamshedpur	Prakriti	Phase 1	2.57	Q1FY27
	Gurugram	Amarah	Phase 2	3.77	Q1FY27
				7.94	
	Pune	Utsav Lavasa	Phase 4		OC/CC Pending
AHL Total				65.86	

Handover Completed

Break Up of Area Booked (QoQ)



Yearly Operational Data

Particulars	Unit	FY 15	FY 16	FY 17	FY 18	FY 19	FY 20	FY 21	FY 22	FY 23
Equivalent Area Constructed*	Lakhs Sq. ft.	22.8	23.44	17.39	8.16	7.68	9.85	11.66	16.20	16.73
Area Booked	Lakhs Sq. ft.	18.12	8.63	6.96	6.93	10.79	19.82	14.97	14.76	25.86
Value of Area Booked	INR Lakhs	54,772	28,421	22,508	21,736	33,262	67,163	53,468	57,325	1,31,343
Average Realization	INR/Sq. ft.	3,023	3,293	3,234	3,137	3,082	3,388	3,571	3,883	5,080

**Equivalent Area Constructed (EAC) does not include EWS/LIG area as it is not a business activity of the company. EAC of The Ashiana School has been excluded in this data as it was constructed with an intention to let out.*

Quarterly Operational Data

Particulars	Unit	Q4FY21	Q1FY22	Q2FY22	Q3FY22	Q4FY22	Q1FY23	Q2FY23	Q3FY23	Q4FY23	Q1FY24
Equivalent Area Constructed*	Lakhs Sq. ft.	3.90	2.89	4.50	3.73	5.07	3.85	4.38	3.42	5.08	4.35
Area Booked	Lakhs Sq. ft.	8.30	1.51	4.51	4.21	4.53	3.34	4.90	9.03	8.59	6.53
Value of Area Booked	INR Lakhs	29,969	5,220	16,572	16,976	18,557	15,214	24,019	48,529	43,582	43,620
Average Realization	INR/ Sq. ft.	3,609	3,460	3,678	4,028	4,093	4,557	4,904	5,373	5,075	6,684

**Equivalent Area Constructed (EAC) does not include EWS/LIG area as it is not a business activity of the company. EAC of The Ashiana School has been excluded in this data as it was constructed with an intention to let out.*

01 Financial Summary YoY

02 Financial Summary QoQ



Financial Summary YoY (Consolidated)

Particulars	Unit	FY 17	FY 18	FY 19	FY 20	FY 21	FY 22	FY 23
Sales and Other Income	INR Crores	397.02	334.92	350.63	317.55	259.31	233.59	425.19
Operating Expenditure	INR Crores	291.00	266.92	303.37	316.84	241.11	230.71	379.41
EBITDA	INR Crores	106.02	68.00	47.26	0.72	18.20	2.89	45.78
Profit After Tax	INR Crores	67.01	38.23	13.78	(30.24)	1.72	(7.04)	27.88
Other Comprehensive Income	INR Crores	5.77	7.98	5.33	1.29	2.36	0.50	0.91
Total Comprehensive Income	INR Crores	72.78	46.21	19.10	(28.95)	4.08	(6.56)	28.78
* Pre - Tax Operating Cash Flows	INR Crores	(32.90)	(20.21)	16.41	34.22	171.65	165.04	84.85
EBITDA Margin	%	26.70%	20.30%	13.48%	0.23%	7.02%	1.24%	10.77%
Net Profit / (Net Loss) Margin	%	16.88%	11.42%	3.93%	(9.52%)	0.66%	(3.01%)	6.56%
TCI Margin	%	18.33%	13.80%	5.45%	(9.12%)	1.57%	(2.81%)	6.77%
Return on Average Net Worth	%	10.60%	6.21%	2.47%	(3.78%)	0.53%	(0.86%)	3.78%
Debt to Equity Ratio		0.12	0.16	0.20	0.17	0.07	0.21	0.22

*Pre – Tax Operating Cashflow is a modified version of operating cashflows and not as per statutorily required AS-3

Financial Summary QoQ (Consolidated)

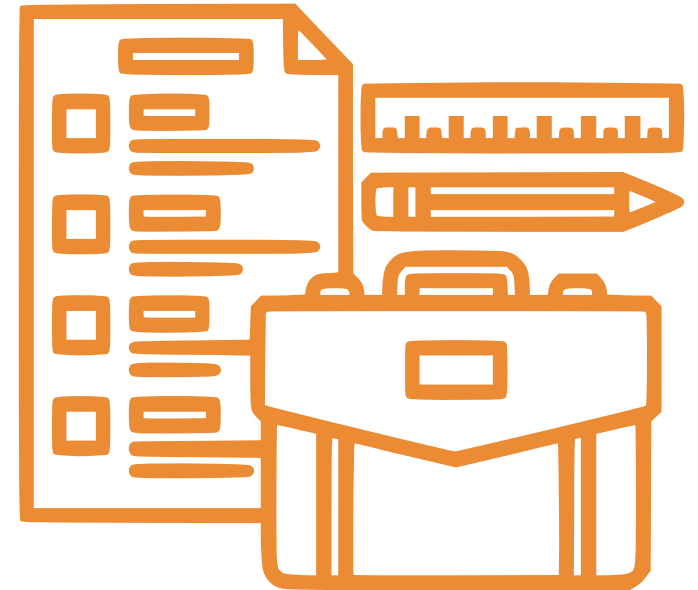
Particulars	Unit	Q1FY22	Q2FY22	Q3FY22	Q4FY22	Q1FY23	Q2FY23	Q3FY23	Q4FY23	Q1FY24
Sales and Other Income	INR Crores	40.43	60.69	54.19	78.28	81.22	91.72	135.31	116.94	129.29
Operating Expenditure	INR Crores	44.10	63.33	55.08	68.19	65.24	91.63	119.67	102.88	113.33
EBITDA	INR Crores	(3.66)	(2.65)	(0.90)	10.09	15.98	0.09	15.65	14.06	15.97
Profit/(Loss) After Tax	INR Crores	(6.32)	(5.74)	(3.84)	8.87	10.26	(1.81)	9.05	10.38	10.87
Total Comprehensive Income	INR Crores	(6.14)	(6.36)	(3.28)	9.22	10.29	(1.31)	9.29	10.51	11.20
* Pre - Tax Operating Cash Flows	INR Crores	29.60	57.58	50.38	27.48	27.72	(1.05)	35.59	22.59	83.15
EBITDA Margin	%	(9.05%)	(4.36%)	(1.66%)	12.89%	19.68%	0.10%	11.57%	12.02%	12.35%
Net Profit / (Net Loss) Margin	%	(15.63%)	(9.47%)	(7.09%)	11.33%	12.63%	(1.97%)	6.69%	8.87%	8.41%
TCI Margin	%	(15.18%)	(10.49%)	(6.05%)	11.78%	12.67%	(1.43%)	6.87%	8.98%	8.66%

*Pre – Tax Operating Cashflow is a modified version of operating cashflows and not as per statutorily required AS-3

01 Future Projects Summary

02 Land available for Future Development

03 Completed Projects having Inventory



Future Projects Summary

Location	Project	Phase	Economic Interest	Saleable Area (Lakhs Sq. ft.)
Bhiwadi	Ashiana Tarang	5 & 6	100%	6.11
Bhiwadi	Ashiana Advik	2,3,4 & 5	100%	10.57
Jaipur	Ashiana Ekansh	3 & 4	77.25% Revenue Share	4.88
Jaipur	Ashiana Nitara	All	80.20% Revenue Share	6.50
Jaipur	The Amaltas by Ashiana	All	77.40% Revenue Share	4.00
Gurugram	Ashiana Amarah	3,4 & 5	100%	12.96
Chennai	Ashiana Shubham	5	73.75% of Revenue	2.33
Chennai	Ashiana Vatsalya	All	100%	13.28
Chennai	Ashiana Swarang*	All	50% of the Profits	5.55
Jamshedpur	Ashiana Prakriti	2	73.61% Revenue Share	1.86
Neemrana	Ashiana Aangan	2	100%	4.37
Pune	Ashiana Malhar	2, 3 and 4	65% Revenue Share	9.18
Pune	Ashiana Amodh	All	80% Revenue Share	8.10
Lavasa	Utsav	5	100%	0.84
Total				90.52

* Ashiana Swarang is acquired by Kairav Developers Ltd. (a joint venture company with equal economic interest of Ashiana Housing Ltd. and Arihant Foundations.)

Land available for Future Development

Location	Land/ Project Name	Estimated Area (Acres)	Estimated Saleable Area (Lakhs Sq. ft)	Economic Interest	Proposed Development
Bhiwadi	Milakpur	40.63	31.00	100%	Premium Homes*/ Senior Living
Kolkata	Ashiana Maitri/Nitya	19.72	14.88	85% Revenue Share	Premium Homes /Senior Living
Gurgugram	HSI IDC Land	10.80	10.30	100%	Premium Homes/ Kid Centric Homes
Total		71.15	56.18		

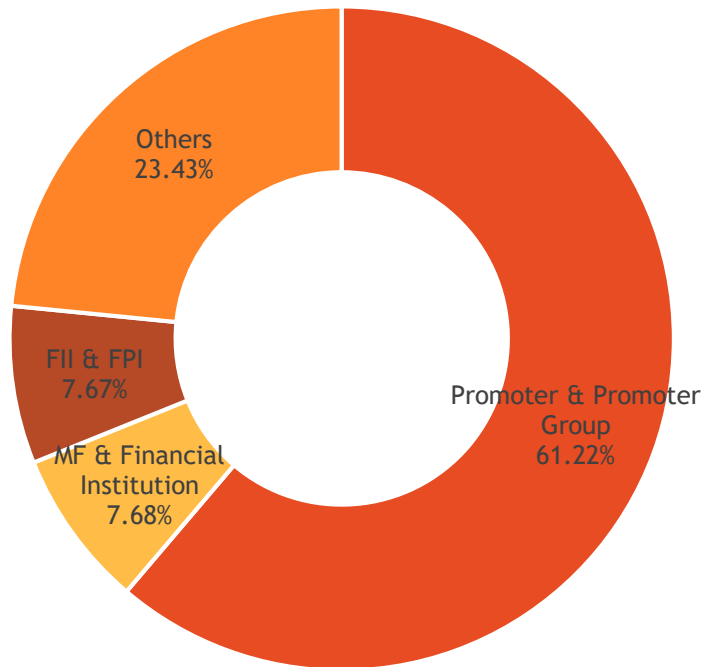
Note: Milakpur Land is under acquisition and company's writ petition is pending before the Hon'ble High Court of Rajasthan against acquisition

Completed Projects having Inventory

Location	Projects	Phase	Share in Project	Type	Saleable Area	Booked Area	Unbooked Area
Bhiwadi	Ashiana Town	1, 2, & 3	100%	Kid Centric Homes	15.33	13.90	1.43
Bhiwadi	Surbhi	1-5 & Plaza	100%	Premium Homes	4.02	3.59	0.44
Gujarat	Navrang	1, 2 & 3	81 % of Revenue	Premium Homes	3.27	3.26	0.01
Neemrana	Aangan	1 & Plaza	100%	Premium Homes	4.24	4.22	0.02
Jodhpur	Dwarka	1,2&3	Area Share	Premium Homes	3.33	3.30	0.03
Jaipur	Rangoli Gardens	Plaza	50% of Profit	Premium Homes	0.69	0.58	0.11
Jaipur	Umang	1,2,3 & 4	100%	Kid Centric Homes	12.43	12.42	0.01
Jaipur	Umang	Plaza	100%	Shops	0.08	0.05	0.03
Jaipur	Vrinda Gardens	1, 2, 3A & 3B, 4 & 5	50 % of Profit	Premium Homes	15.09	14.77	0.31
Jaipur	Gulmohar Gardens	Villas	50 % of Profit	Premium Homes	1.48	1.48	0.00
Jamshedpur	Sehar	Phase 1	76.75% of Revenue Share	Premium Homes	3.44	3.14	0.30
Pune	Utsav Lavasa	1, 2 & 3	100%	Senior Living	4.51	4.28	0.23
Grand Total					67.91	64.99	2.92

Shareholding Pattern as on 30th June 2023

Shareholding Pattern



Institutional Holding above 1%

Rank	Fund / Institution	No. of Shares	% Holding
1	India Capital Fund Limited	72,80,406	7.11%
2	SBI Contra Fund	50,27,871	4.91%
3	ICICI Prudential Equity & Debt Fund	25,94,330	2.53%



**For Any
Queries, Contact**



investorrelations@ashianahousing.com



+91 11 4265 4265

Regd. Office: 11G Everest, 46/C, Chowringhee Road, Kolkata - 700 071. West Bengal, India. Ph: 033-4037860

Head Office: 304, Southern Park, Saket District Centre, Saket, New Delhi – 110017 Ph : 011-4265 4265

© 2020 Ashiana Housing Limited., All Rights Reserved.


“Ashiana Housing Limited” and The Ashiana Logo are trademarks of Ashiana Housing Limited. In addition to Company data, data from market research agencies, Stock Exchanges and industry publications has been used for this presentation. This material was used during an oral presentation; it is not a complete record of the discussion. This work may not be used, sold, transferred, adapted, abridged, copied or reproduced in whole or in part in any manner or form or in any media without the prior written consent. All product names and company names and logos mentioned herein are the trademarks or registered trademarks of their respective owners.

01 About Ashiana

02 Business Model

03 Accolades

04 Abbreviations





Note: Key Metrics are updated on annual basis at the end of each Financial Year

High quality in-house construction

- In house end-to-end construction capabilities – Ensure higher control over cost and quality and flexibility in execution
- Focus on use of high quality and efficient construction methodologies & techniques to help reduce time and cost

In-house sales and marketing

- Instead of broker-driven model, Ashiana has in-house sales and marketing team
- Ensures greater ownership of customers and helps in selling projects to them in future
- High proportion of customer referral sales to overall sales due to established brand and high customer satisfaction level

In-house Facility Management Services

- Services provided to some of the projects of Ashiana through its wholly owned subsidiary
- Other than facility management and maintenance facilities, resale and renting services also provided
- This acts as a continuous direct customer feedback channel

Land is Raw Material

- Execution based model instead of land banking model
- Target land inventory of 5-7 times of current year execution plan

Accolades

Awards & Recognitions

2010	2011	2012	2013	2014	2015
<ul style="list-style-type: none"> Rated by FORBES' among Asia's 200 Best Under a Billion Dollar Companies Received BMA - Siegwark award for Corporate Social Responsibility 	<ul style="list-style-type: none"> Ashiana Aangan Bhiwadi awarded as India's Best Residential Project (North) by ZEE - Business RICS Awards Ashiana Woodlands, Jamshedpur awarded as India's Best Residential Project (East) by ZEE - Business RICS Awards Rated by FORBES' among Asia's 200 Best Under a Billion Dollar Companies twice in a row 	<ul style="list-style-type: none"> Ashiana Aangan, Bhiwadi awarded as India's Best Affordable Housing by CNBC Awaaz Ashiana Aangan, Bhiwadi awarded as NCR's Best Affordable Housing by CNBC Awaaz Received BMA - Siegwark award for Corporate Social Responsibility 	<ul style="list-style-type: none"> Received Bhamashah award for Contribution made in the field of Education by Govt. of Rajasthan Think Media Award for Outstanding Corporate Social Responsibility work in Real Estate Sector Honored by Bharat Vikas Parishad Rajasthan for Corporate Social Responsibility activities 	<ul style="list-style-type: none"> Awarded as Realty Giants North India by Realty Kings North India Received Bhamashah award for Contribution made in the field of Education by Govt. of Rajasthan Ashiana Utsav, Lavasa awarded as Senior Living Project of the Year in India by Realty Excellence Award 	<ul style="list-style-type: none"> CNBC Awaaz felicitated Ashiana Housing Limited with One of the Most Promising Company of the Next Decade Rangoli Gardens, Jaipur awarded as The Best Budget Apartment Project of the Year by NDTV PROFIT
2015	2017	2018	2019	2020	2021
<ul style="list-style-type: none"> Received Bhamashah award for Contribution made in the field of Education by Govt. of Rajasthan Received FICCI "Category" - CSR Award for Small & Medium Enterprises (SME) with turnover upto 200 crores p.a. 	<ul style="list-style-type: none"> NDTV Property Awards 2016 felicitated "Ashiana Dwarka" as "Budget Apartment Project of the Year" in Tier 2 cities 2017 Received CIDC Vishwakarma Awards 2017 under the category "Achievement Award for Construction Skill Development" 2017 Received CREDAI CSR Award 16-17 under the category "Education (Establishing of schools, educational institutions and creating educational facilities)" 2017 	<ul style="list-style-type: none"> Awarded Themed Project of the Year for Ashiana Umang, Kid Centric Homes by Realty+ Excellence Awards (North) Awarded Real-Estate Website of the Year for being user friendly, visually aesthetic with easy navigation by Realty+ Excellence Awards (North) 2018 	<ul style="list-style-type: none"> Recognised for Digital Campaign of the year "Behatar Parvarish ka Pata" by ABP News Ranked as India's No. 1 Senior Living Brand 3 times in a row by Track2 Realty 	<ul style="list-style-type: none"> Recognised as Best Theme based Project "Ashiana Anmol-Kid Centric" by Realty+ Excellence Awards (North) 2019 Ranked as No. 1 Developer in North India and No. 5 in India by Track2 Realty. 	<ul style="list-style-type: none"> Ranked as India's No. 1 Senior Living Brand 5 times in a row by Track2 Realty
				2022	
				<ul style="list-style-type: none"> Ranked as India's No. 1 Senior Living Brand 6th time in a row by Track2 Realty Ashiana Amantran awarded as best "Residential Project – in High-end (Non-Metro: Ongoing)" category by ET Realty Awards 2022 	

These awards are a great acknowledgement of our work. However, our satisfaction comes from delivering value and differentiated product to you.



Abbreviations

- Sq. ft.: Square Feet
- EAC: Equivalent Area Constructed
- PAT : Profit after Tax
- EBITDA: Earning before Interest, Tax, Depreciation and Amortization
- TCI: Total Comprehensive Income