

Date: 1st November, 2022

Listing Department
National Stock Exchange of India Limited
Exchange Plaza,
Plot No. C/1, G. Block,
Bandra- Kurla Complex,
Bandra East, Mumbai-400 051

The Department of Corporate Services-
Listing
The BSE Ltd.
Phiroze Jeejeebhoy Towers,
Dalal Street,
Mumbai- 400 001

Symbol- DHANUKA

Scrip Code : 507717

Sub: Outcome of the Board Meeting – Financial Results for the Quarter and Half Yearended September 30, 2022

Ref: Intimation under Regulation 30 and 33 of the SEBI (Listing Obligations and Disclosure Requirements) Regulations, 2015 ("Listing Regulations")

Dear Sir,

This has reference to our letter dated 26th October, 2022 giving Notice of the Board Meeting to consider and approve the Un- Audited Financial Results of the Company for the Quarter and Half Year ended 30th September, 2022.

Pursuant to Regulations 30 and 33 of the Listing Regulations, we wish to inform you that the Board of Directors at their Meeting held today has, inter alia, approved the Unaudited Standalone and Consolidated Financial Results of the Company for the Quarter and Half Year ended 30th September, 2022. In this regard, a copy of the said Un-Audited Financial Results together with the Limited Review Report is enclosed herewith.

These are also being made available on the website of the Company at www.dhanuka.com

The Meeting of the Board of Directors commenced at 11:00 A.M. and concluded at 12:45 P.M.

Please take the above information in your record.

Thanking you,

For Dhanuka Agritech Limited


Jitin Sadana

Company Secretary and Compliance Officer
FCS-7612



Independent Auditor's Review Report on the Standalone Unaudited Quarterly and Year To Date Financial Results of Dhanuka Agritech Limited Pursuant to Regulation 33 of the SEBI (Listing Obligation and Disclosure Requirements) Regulations, 2015

To
The Board of Directors of
Dhanuka Agritech Limited


We have reviewed the accompanying Statement of standalone unaudited financial results of **Dhanuka Agritech Limited** for the quarter ended September 30, 2022 and for the period April 01, 2022 to September 30, 2022 ('the "Statement"') attached herewith, being submitted by the Company pursuant to regulation 33 of the Securities and Exchange Board of India (Listing Obligations and Disclosure Requirements) Regulations, 2015, as amended (the "Listing Regulations", 2015).

This statement, which is the responsibility of the Company's Management and has been approved by the Board of Directors, has been prepared in accordance with the recognition and measurement principles laid down in Indian Accounting Standard 34, "Interim Financial Reporting" (Ind AS 34), prescribed under Section 133 of the Companies Act, 2013 ("the Act") read with rules issued thereunder and other accounting principles generally accepted in India. Our responsibility is to issue a report on the Statement based on our review.

We conducted our review of the Statement in accordance with the Standard on Review Engagements (SRE) 2410, "Review of Interim Financial Information Performed by the Independent Auditor of the Entity" issued by the Institute of Chartered Accountants of India. This standard requires that we plan and perform the review to obtain moderate assurance as to whether the Statement is free of material misstatement. A review is limited primarily to inquiries of company personnel and analytical procedures applied to financial data and thus provides less assurance than an audit. We have not performed an audit and, accordingly, we do not express an audit opinion.

Based on our review conducted as above, nothing has come to our attention that causes us to believe that the accompanying Statement prepared in accordance with applicable Indian Accounting Standards prescribed under section 133 of the Companies Act, 2013 read with relevant rules issued thereunder and other recognized accounting practices and policies has not disclosed the information required to be disclosed in terms of Regulation 33 of the SEBI (Listing Obligations and Disclosure Requirements) Regulations, 2015, including the manner in which it is to be disclosed, or that it contains any material misstatement.

For **S S Kothari Mehta & Company**
Chartered Accountants
Firm Registration No. 000756N


Yogesh K. Gupta
Partner

Membership No. 093214
UDIN: 22093214BBPLLI8499



Place: New Delhi



Date: **November 01, 2022**

STATEMENT OF UNAUDITED STANDALONE FINANCIAL RESULTS FOR THE QUARTER AND HALF YEAR ENDED 30TH SEPTEMBER, 2022

S.No	Particulars	Quarter Ended			Half Year Ended		(₹ In Lacs)
		30.09.2022 (Unaudited)	30.06.2022 (Unaudited)	30.09.2021 (Unaudited)	30.09.2022 (Unaudited)	30.09.2021 (Unaudited)	Year Ended 31.03.2022 (Audited)
I	Revenue from Operations						
II	Other income	54,289.79	39,272.71	43,882.82	93,562.50	80,261.51	1,47,777.52
III	Total Revenue (I+II)	54,289.79	1,685.11	692.87	2,235.31	1,467.72	3,358.70
IV	Expenses	54,839.99	40,957.82	44,575.69	95,797.81	81,729.23	1,51,136.22
a)	Cost of materials consumed	23,335.67	30,791.32	22,148.59	54,126.99	44,033.60	80,384.94
b)	Purchase of Stock In Trade	4,339.47	6,014.19	4,852.72	10,353.66	8,471.21	14,614.42
c)	Changes in inventories of finished goods, work-in progress and Stock In Trade						
d)	Employee benefit expenses	8,132.61	(10,403.73)	702.26	(2,271.12)	(696.02)	(1,090.62)
e)	Finance costs	3,448.52	3,220.02	3,383.20	6,668.54	6,318.13	12,050.28
f)	Depreciation and amortisation expense	78.26	79.75	68.55	158.01	157.55	320.27
g)	Other expenses	426.62	378.17	406.77	804.79	787.45	1,627.75
	Total Expenses	45,042.68	34,583.02	36,141.86	79,625.70	66,879.18	1,23,387.95
V	Profit/(Loss) Before Exceptional Items and Tax (III-IV)	9,797.31	6,374.80	8,433.83	16,172.11	14,850.05	27,748.27
VI	Exceptional items						
VII	Profit/(Loss) Before Tax (V-VI)	9,797.31	6,374.80	8,433.83	16,172.11	14,850.05	27,748.27
VIII	Tax expenses						
a)	Current Tax						
b)	Tax of earlier year provided / (written back)	2,474.60	1,661.34	2,136.84	4,135.94	3,794.05	7,143.32
c)	Deferred Tax						
IX	Profit/(loss) for the period (VII-VIII)	7,302.27	4,911.23	6,337.64	12,213.50	11,197.72	20,878.22
X	Other Comprehensive Income						
A	(i) Items that will not be reclassified to profit or loss	15.00	15.00	31.25	30.00	62.50	190.95
	(ii) Income tax relating to items that will not be reclassified to profit or loss						
B	(i) Items that will be reclassified to profit or loss						
	(ii) Income tax relating to items that will be reclassified to profit or loss						
	Total Other Comprehensive Income/(Loss) for the period	15.00	15.00	31.25	30.00	62.50	190.95
XI	Total Comprehensive Income for the period (IX+X)	7,317.27	4,926.23	6,368.89	12,243.50	11,260.22	21,069.17
XII	Paid up equity share capital [Face value of ₹ 2 per share]	931.57	931.57	931.57	931.57	931.57	931.57
XIII	Other Equity as per audited Balance Sheet						
XIV	Earning per share* (in ₹)						95,110.42
a)	Basic EPS	15.68	10.54	13.61	26.22	24.04	44.82
b)	Diluted EPS	15.68	10.54	13.61	26.22	24.04	44.82

See accompanying notes to the financial results

*Actuals for the quarter and half year not annualised

STANDALONE UNAUDITED BALANCE SHEET AS AT 30TH SEPTEMBER, 2022

Particulars	(₹ In Lacs)	
	As at	
	Sep 30,2022 (Unaudited)	Mar 31,2022 (Audited)
I Assets		
1 Non-current assets		
a Property, Plant and Equipment		
b Capital work in progress	15,689.91	15,712.35
c Other Intangible assets	9,024.84	4,834.72
d Financial Assets	139.76	154.63
i) Investments		
ii) Loans	14,652.49	13,983.44
iii) Other financial assets	19.29	10.72
e Other non-current assets	2,375.53	439.21
Total Non-Current assets	875.20	616.64
	42,777.02	35,751.71
2 Current assets		
a Inventories		
b Financial Assets	37,531.16	34,718.41
i) Investments		
ii) Trade receivables	3,327.60	19,606.32
iii) Cash and cash equivalents	47,214.35	28,249.16
iv) Bank balances other than (iii) above	84.83	147.60
v) Loans	105.61	95.09
vi) Other financial assets	2,080.03	72.70
c Other current assets	8,876.19	9,047.16
Total Current assets	2,816.96	3,530.71
Total Assets	1,02,036.73	95,467.15
	1,44,813.75	1,31,218.86
II EQUITY AND LIABILITIES		
1 Equity		
a Equity Share Capital	931.57	931.57
b Other Equity	1,04,559.21	95,110.42
Total equity	1,05,490.78	96,041.99
LIABILITIES		
2 Non-current liabilities		
a Financial Liabilities		
i) Lease Liability	2,764.69	2,735.36
ii) Other financial liabilities	1,511.90	1,425.13
b Provisions	10.57	23.80
c Deferred tax liabilities (Net)	378.88	556.20
Total non-current liabilities	4,666.04	4,740.49
3 Current liabilities		
a Financial Liabilities		
i) Borrowings	856.85	96.24
ii) Lease Liability	399.31	349.06
iii) Trade payables		
a) total outstanding dues of micro enterprises and small enterprises	143.33	1,085.79
b) total outstanding dues of creditors other than micro enterprises and small enterprises	16,199.17	16,385.96
iv) Other financial liabilities	14,102.84	9,092.00
b Other current liabilities	714.88	2,298.90
c Provisions		
d Current Tax Liabilities (Net)	2,240.55	1,128.43
Total current liabilities	34,656.93	30,436.38
Total Equity and Liabilities	1,44,813.75	1,31,218.86

M.K.D.



STANDALONE UNAUDITED STATEMENT OF CASH FLOWS FOR THE HALF YEAR ENDED 30TH SEPTEMBER, 2022

PARTICULARS	(₹ In Lacs)	
	Half Year Ended	
	Sep 30,2022 (Unaudited)	Sep 30,2021 (Unaudited)
A. CASH FLOW FROM OPERATING ACTIVITIES		
Profit / (Loss) Before Tax	16,172.11	14,850.05
Adjustments for:		
Depreciation, amortization and impairment expenses	804.79	787.45
Net (Gain)/Loss on Sale of Property, Plant and Equipment	(1,275.34)	(0.52)
Finance Costs	158.01	157.55
Interest Income	(691.53)	(662.64)
Dividend Income from Investments	-	(22.50)
Net (Gain)/Loss on Sale of Investments	(94.74)	(147.35)
Net (Gain)/Loss on Investments measured at fair value through profit or loss	(140.17)	(550.77)
Allowance for Bad and Doubtful debts & Advances	73.62	6.02
Liabilities No Longer Required, Written Back	(0.55)	(0.27)
Forex Fluctuation on Translation of Assets & Liabilities	223.28	15.19
Operating Profit/(loss) before Working Capital changes	15,229.48	14,432.21
(Increase) / Decrease in Trade Receivables	(19,038.81)	(11,877.20)
(Increase) / Decrease in Current financial assets - Loans	(7.33)	(15.39)
(Increase) / Decrease in Non Current financial assets - Loans	(8.58)	(1.66)
(Increase) / Decrease in Other Current financial assets	(506.08)	(4,455.57)
(Increase) / Decrease in Other Non Current financial assets	(11.26)	(29.78)
(Increase) / Decrease in Other Current assets	713.75	470.39
(Increase) / Decrease in Other Non Current assets	10.11	204.74
(Increase)/Decrease in Inventories	(2,812.75)	(36.50)
Increase / (Decrease) in Trade Payables	(1,352.33)	1,365.72
Increase / (Decrease) in Other Current Financial Liabilities	5,516.65	5,886.54
Increase / (Decrease) in Other Non Current Financial Liabilities	86.76	91.68
Increase / (Decrease) in Other Current Provisions	-	-
Increase / (Decrease) in Other Non Current Provisions	(13.23)	-
Increase / (Decrease) in Other Current Liabilities	(1,584.30)	(2,981.67)
Cash generated (used) in /from Operations before tax	(3,777.92)	3,053.51
Net Direct Taxes paid (Net of Refunds)	(3,023.82)	(2,742.49)
Net cash flow (used) in/ from Operating Activities	(6,801.74)	311.02
B. CASH FLOW FROM INVESTING ACTIVITIES		
Acquisition of Property, Plant and Equipment (Including Adjustment on account of Intangible Assets, Capital work in Progress, Capital Creditors and Capital Advances)	(5,671.44)	(1,937.67)
Proceeds from sale of Property, Plant and Equipment	1,501.54	3.16
Loan Given to Corporate and Other	(2,000.00)	(1,100.00)
Repayment of Loan Given to Corporate and Other	59.35	5,000.00
Investment in Bank Deposits	(1,013.58)	1,033.04
Purchase and sale of Investments (Net)	15,785.24	(1,992.00)
Interest Received	457.10	449.88
Dividend Income from Investments	-	22.50
Net cash (used) in/ from Investing Activities	9,118.21	1,478.91
Net cash (used) in/ from Operating and Investing Activities	2,316.47	1,789.93
C. CASH FLOW FROM FINANCING ACTIVITIES		
Short Term Borrowings (Net)	760.61	(379.61)
Payment of Principal portion of Lease Liabilities	(187.14)	(198.77)
Payment of Dividend	(2,794.70)	(931.57)
Interest Paid	(158.01)	(157.55)
Net cash (used) in/ from Financing Activities	(2,379.24)	(1,667.50)
Net cash (used) in/ from Operating, Investing & Financing Activities	(62.77)	122.43
Opening balance of Cash and Cash equivalent	147.60	61.31
Closing balance of Cash & Cash equivalent	84.83	183.74




Note: Cash and cash equivalents included in the Cash Flow Statement comprise of the following

i) Cash Balance on Hand	81.01	179.22
ii) Balance with Banks :		
-In Current Accounts	3.82	4.52
Total	84.83	183.74

Notes:

- 1 The above Unaudited Financial Results were reviewed by the Audit Committee and thereafter approved and taken on record by the Board of Directors in their Meeting held on 1st November, 2022. The Statutory Auditors of the Company have conducted a "Limited Review" of the above financial results for the quarter and half year ended 30th September, 2022
- 2 Financial Results for all the periods presented have been prepared in accordance with the recognition and measurement principles of Ind AS notified under the Companies (Indian Accounting Standards) Rules, 2015 as amended from time to time.
- 3 The demand of Company's products depends on monsoon, pest infestation and crop patterns. Hence there may be variations in the Results from one period to another period.
- 4 The Company has only one reportable Business segment viz. "Agro Chemicals"
- 5 The Board of Directors of the Company in its meeting held today have approved the proposal for buyback of 10,00,000 Equity Shares of the Company at a price of Rs. 850/- (Rupees Eight Hundred and Fifty only) per Equity Share for an aggregate amount of Rs. 85 crores (Rupees Eighty Five Crores only) for cash (the "Buyback"), excluding transaction costs, by way of Tender Offer through the stock exchange mechanism. The Buyback is subject to all applicable statutory approvals.
- 6 The previous period figures have been regrouped/ rearranged/ reclassified wherever necessary.
- 7 The Results can also be viewed at our website www.dhanuka.com and on the website of BSE & NSE where the Company's shares are listed i.e. at www.bseindia.com and www.nseindia.com respectively. Any query from investors can be sent on email at investors@dhanuka.com

Place : Gurugram (Haryana)
Dated : 1st November, 2022



For Dhanuka Agritech Ltd.


(M.K. Dhanuka)
Managing Director
DIN : 00628039

Independent Auditor's Review Report on Consolidated Unaudited Quarterly and Year To Date Financial Results of Dhanuka Agritech Limited Pursuant to the Regulation 33 of the SEBI (Listing Obligations and Disclosure Requirements) Regulations, 2015

To
The Board of Directors of
Dhanuka Agritech Limited

1. We have reviewed the accompanying Statement of Consolidated Unaudited Financial Results of **Dhanuka Agritech Limited** ("the Parent") and its subsidiaries (the Parent and its subsidiaries together referred to as "the Group"), for the quarter ended September 30, 2022 and for the period April 01, 2022 to September 30, 2022 ("the Statement"), being submitted by the Parent pursuant to the requirement of Regulation 33 of the Securities and Exchange Board of India (Listing Obligations and Disclosure Requirements) Regulations, 2015, as amended (the "Listing Regulations, 2015").
2. This Statement, which is the responsibility of the Parent's Management and approved by the Parent's Board of Directors, has been prepared in accordance with the recognition and measurement principles laid down in Indian Accounting Standard 34, "Interim Financial Reporting" ("Ind AS 34"), prescribed under Section 133 of the Companies Act, 2013 read with relevant rules issued thereunder and other accounting principles generally accepted in India. Our responsibility is to express a conclusion on the Statement based on our review.
3. We conducted our review of the Statement in accordance with the Standard on Review Engagements (SRE) 2410, "Review of Interim Financial Information Performed by the Independent Auditor of the Entity" issued by the Institute of Chartered Accountants of India. A review of interim financial information consists of making inquiries, primarily of persons responsible for financial and accounting matters, and applying analytical and other review procedures. A review is substantially less in scope than an audit conducted in accordance with Standards on Auditing and consequently does not enable us to obtain assurance that we would become aware of all significant matters that might be identified in an audit. Accordingly, we do not express an audit opinion.

We also performed procedures in accordance with the circular issued by the SEBI under Regulation 33 (8) of the Listing Regulations, 2015, to the extent applicable.

4. The Statement includes the results of the following entities:

Subsidiaries

- i. Dhanuka Agri-solutions Private Limited
- ii. Dhanuka Chemicals Private Limited



S S KOTHARI MEHTA
& COMPANY
CHARTERED ACCOUNTANTS

5. Based on our review conducted and procedures performed as stated in paragraph 3 above nothing has come to our attention that causes us to believe that the accompanying Statement, prepared in accordance with the recognition and measurement principles laid down in the aforesaid Indian Accounting Standard and other accounting principles generally accepted in India, has not disclosed the information required to be disclosed in terms of Regulation 33 of the Listing Regulations, 2015, including the manner in which it is to be disclosed, or that it contains any material misstatement.
6. The Statement include interim financial results of two subsidiaries which have not been reviewed by their auditors, whose interim financial results reflect total revenue of Rs. Nil, total net loss after tax of Rs. Nil & Rs. 0.22 lakhs and total comprehensive loss of Rs. Nil & Rs. 0.22 lakhs for the quarter ended September 30, 2022 and for the period from April 01, 2022 to September 30, 2022 respectively and Cash flow (net) of Rs.0.22 Lakhs for the period from April 1, 2022 to September 30, 2022 as considered in the Statement. According to the information and explanations given to us by the management, these interim financial results are not material to the Group.

Our conclusion on the Statement is not modified in respect of the above matter.

For **S S Kothari Mehta & Company**
Chartered Accountants
Firm Reg. No. – 000756N

Yogesh K. Gupta

Partner

Membership No. 093214

UDIN: 220932148BPLXR4228



Place: New Delhi

Date: November 1, 2022



STATEMENT OF UNAUDITED CONSOLIDATED FINANCIAL RESULTS FOR THE QUARTER AND HALF YEAR ENDED 30TH SEPTEMBER, 2022

(₹ In Lacs)

S.No	Particulars	Quarter Ended			Half Year Ended		Year Ended
		30.09.2022 (Unaudited)	30.06.2022 (Unaudited)	30.09.2021 (Unaudited)	30.09.2022 (Unaudited)	30.09.2021 (Unaudited)	31.03.2022 (Audited)
I	Revenue from Operations	54,289.79	39,272.71	43,882.82	93,562.50	80,261.51	1,47,777.52
II	Other income	550.20	1,685.11	692.87	2,235.31	1,467.72	3,358.70
III	Total Revenue (I+II)	54,839.99	40,957.82	44,575.69	95,797.81	81,729.23	1,51,136.22
IV	Expenses						
a)	Cost of materials consumed	23,335.67	30,791.32	22,148.59	54,126.99	44,033.60	80,384.94
b)	Purchase of Stock In Trade	4,339.47	6,014.19	4,852.72	10,353.66	8,471.21	14,614.42
c)	Changes in inventories of finished goods, work-in progress and Stock In Trade	8,132.61	(10,403.73)	702.26	(2,271.12)	(696.02)	(1,090.62)
d)	Employee benefit expenses	3,448.52	3,220.02	3,383.20	6,668.54	6,318.13	12,050.28
e)	Finance costs	78.26	79.75	68.55	158.01	157.55	320.27
f)	Depreciation and amortisation expense	426.62	378.17	406.77	804.79	787.45	1,627.75
g)	Other expenses	5,281.53	4,503.52	4,579.77	9,785.05	7,807.27	15,469.65
	Total Expenses	45,042.68	34,583.24	36,141.86	79,625.92	66,879.19	1,23,376.69
V	Profit/(Loss) Before Exceptional Items and Tax (III-IV)	9,797.31	6,374.58	8,433.83	16,171.89	14,850.04	27,759.53
VI	Exceptional items	-	-	-	-	-	-
VII	Profit/(Loss) Before Tax (V-VI)	9,797.31	6,374.58	8,433.83	16,171.89	14,850.04	27,759.53
VIII	Tax expenses						
a)	Current Tax	2,474.60	1,661.34	2,136.84	4,135.94	3,794.05	7,143.32
b)	Tax of earlier year provided / (written back)	-	-	-	-	-	-
c)	Deferred Tax	20.44	(197.77)	(40.65)	(177.33)	(141.72)	(273.27)
IX	Profit/(Loss) for the period (VII-VIII)	7,302.27	4,911.01	6,337.64	12,213.28	11,197.71	20,889.48
X	Other Comprehensive Income						
A	(i) Items that will not be reclassified to profit or loss	15.00	15.00	31.25	30.00	62.50	190.95
	(ii) Income tax relating to items that will not be reclassified to profit or loss	-	-	-	-	-	-
B	(i) Items that will be reclassified to profit or loss	-	-	-	-	-	-
	(ii) Income tax relating to items that will be reclassified to profit or loss	-	-	-	-	-	-
	Total Other Comprehensive Income /(Loss) for the period	15.00	15.00	31.25	30.00	62.50	190.95
XI	Total Comprehensive Income for the period (IX+X)	7,317.27	4,926.01	6,368.89	12,243.28	11,260.21	21,080.43
XII	Paid-up equity share capital [Face value of ₹ 2 per share]	931.57	931.57	931.57	931.57	931.57	931.57
XIII	Other Equity as per audited Balance Sheet	-	-	-	-	-	95,110.00
XIV	Earning per share* (in ₹)						
a)	Basic EPS	15.68	10.54	13.61	26.22	24.04	44.85
b)	Diluted EPS	15.68	10.54	13.61	26.22	24.04	44.85



See accompanying notes to the financial results

*Actuals for the quarter and half year not annualised

CONSOLIDATED UNAUDITED BALANCE SHEET AS AT 30TH SEPTEMBER, 2022

Particulars	As at	
	Sep 30,2022	Mar 31,2022
	(Unaudited)	(Audited)
I Assets		
1 Non-current assets		
a Property, Plant and Equipment	15,689.91	15,712.35
b Capital work in progress	9,024.84	4,834.72
c Other Intangible assets	139.76	154.63
d Financial Assets		
i) Investments	14,651.40	13,982.35
ii) Loans	19.29	10.72
iii) Other financial assets	2,375.53	439.21
e Other non-current assets	875.20	616.64
Total Non-Current assets	42,775.93	35,750.62
2 Current assets		
a Inventories	37,531.16	34,718.41
b Financial Assets		
i) Investments	3,327.60	19,606.32
ii) Trade receivables	47,214.35	28,249.16
iii) Cash and cash equivalents	85.49	148.48
iv) Bank balances other than (iii) above	105.61	95.09
v) Loans	2,080.03	72.70
vi) Other financial assets	8,876.19	9,047.16
c Other current assets	2,816.96	3,530.71
Total Current assets	1,02,037.39	95,468.03
Total Assets	1,44,813.32	1,31,218.65
II EQUITY AND LIABILITIES		
1 Equity		
a Equity Share Capital	931.57	931.57
b Other Equity	1,04,558.58	95,110.00
Total equity	1,05,490.15	96,041.57
LIABILITIES		
2 Non-current liabilities		
a Financial Liabilities		
i) Lease Liability	2,764.69	2,735.36
ii) Other financial liabilities	1,511.90	1,425.13
b Provisions	10.57	23.80
c Deferred tax liabilities (Net)	378.88	556.20
Total non-current liabilities	4,666.04	4,740.49
3 Current liabilities		
a Financial Liabilities		
i) Borrowings	856.85	96.24
ii) Lease Liability	399.31	349.06
iii) Trade payables		
a) total outstanding dues of micro enterprises and small enterprises	143.33	1,085.79
b) total outstanding dues of creditors other than micro enterprises and small enterprises	16,199.17	16,385.96
iv) Other financial liabilities	14,103.04	9,092.21
b Other current liabilities	714.88	2,298.90
c Provisions		
d Current Tax Liabilities (Net)	2,240.55	1,128.43
Total current liabilities	34,657.13	30,436.59
Total Equity and Liabilities	1,44,813.32	1,31,218.65

CONSOLIDATED UNAUDITED STATEMENT OF CASH FLOWS FOR THE HALF YEAR ENDED 30TH SEPTEMBER, 2022

PARTICULARS	Half Year Ended	
	Sep 30,2022	Sep 30,2021
	(Unaudited)	(Unaudited)
A. CASH FLOW FROM OPERATING ACTIVITIES		
Profit / (Loss) Before Tax	16,171.89	14,850.04
Adjustments for:		
Depreciation, amortization and impairment expenses	804.79	787.45
Net (Gain)/Loss on Sale of Property, Plant and Equipment	(1,275.34)	(0.52)
Finance Costs	158.01	157.55
Interest Income	(691.53)	(662.64)
Dividend Income from Investments	-	(22.50)
Net (Gain)/Loss on Sale of Investments	(94.74)	(147.35)
Net (Gain)/Loss on Investments measured at fair value through profit or loss	(140.17)	(550.77)
Allowance for Bad and Doubtful debts & Advances	73.62	6.02
Liabilities No Longer Required, Written Back	(0.55)	(0.27)
Forex Fluctuation on Translation of Assets & Liabilities	223.28	15.19
Operating Profit/(loss) before Working Capital changes	15,229.26	14,432.20
(Increase) / Decrease in Trade Receivables	(19,038.81)	(11,877.20)
(Increase) / Decrease in Current financial assets - Loans	(7.33)	(15.39)
(Increase) / Decrease in Non Current financial assets - Loans	(8.58)	(1.66)
(Increase) / Decrease in Other Current financial assets	(506.08)	(4,455.57)
(Increase) / Decrease in Other Non Current financial assets	(11.26)	(29.78)
(Increase) / Decrease in Other Current assets	713.75	470.39
(Increase) / Decrease in Other Non Current assets	10.11	204.74
(Increase)/Decrease in Inventories	(2,812.75)	(36.50)
Increase / (Decrease) in Trade Payables	(1,352.33)	1,365.72
Increase / (Decrease) in Other Current Financial Liabilities	5,516.65	5,886.54
Increase / (Decrease) in Other Non Current Financial Liabilities	86.76	91.68
Increase / (Decrease) in Other Current Provisions	-	-
Increase / (Decrease) in Other Non Current Provisions	(13.23)	-
Increase / (Decrease) in Other Current Liabilities	(1,584.30)	(2,981.67)
Cash generated (used) in /from Operations before tax	(3,778.14)	3,053.50
Net Direct Taxes paid (Net of Refunds)	(3,023.82)	(2,742.49)
Net cash flow (used) in/ from Operating Activities	(6,801.96)	311.01
B. CASH FLOW FROM INVESTING ACTIVITIES		
Acquisition of Property, Plant and Equipment (Including Adjustment on account of Intangible Assets, Capital work in Progress,	(5,671.44)	(1,937.67)
Proceeds from sale of Property, Plant and Equipment	1,501.54	3.16
Loan Given to Corporate and Other	(2,000.00)	(1,100.00)
Repayment of Loan Given to Corporate and Other	59.35	5,000.00
Investment in Bank Deposits	(1,013.58)	1,033.04
Purchase and sale of Investments (Net)	15,785.24	(1,991.00)
Interest Received	457.10	449.88
Dividend Income from Investments	-	22.50
Net cash flow (used) in/ from Investing Activities	9,118.21	1,479.91
Net cash (used) in/ from Operating and Investing Activities	2,316.25	1,790.92
C. CASH FLOW FROM FINANCING ACTIVITIES		
Short Term Borrowings (Net)	760.61	(379.61)
Payment of Principal portion of Lease Liabilities	(187.14)	(198.77)
Payment of Dividend	(2,794.70)	(931.57)
Interest Paid	(158.01)	(157.55)
Net cash (used) in/ from Financing Activities	(2,379.24)	(1,667.50)
Net cash (used) in/ from Operating, Investing & Financing Activities	(62.99)	123.42
Opening balance of Cash and Cash equivalent	148.48	61.38
Closing balance of Cash & Cash equivalent	85.49	184.80

MKD



Note: Cash and cash equivalents included in the Cash Flow Statement comprise of the following

i) Cash Balance on Hand	81.08	179.28
ii) Balance with Banks :		
-In Current Accounts	4.41	5.52
Total	85.49	184.80


Notes:

- 1 The above Unaudited Financial Results were reviewed by the Audit Committee and thereafter approved and taken on record by the Board of Directors in their Meeting held on 1st November, 2022. The Statutory Auditors of the Company have conducted a "Limited Review" of the above Financial Results for the quarter and half year ended 30th September, 2022.
- 2 The Unaudited Financial Results of overseas non material Subsidiary has been consolidated on the basis of un-reviewed Financial Statement prepared by the Management of the Subsidiary.
- 3 Financial Results for all the periods presented have been prepared in accordance with the recognition and measurement principles of Ind AS notified under the Companies (Indian Accounting Standards) Rules, 2015 as amended from time to time.
- 4 The demand of Group's products depends on monsoon, pest infestation and crop patterns. Hence there may be variations in the Results from one period to another period.
- 5 The Group has only one reportable Business segment viz. "Agro Chemicals"
- 6 Dhanuka Agri-Solutions Pvt. Ltd., Wholly Owned Subsidiary of Dhanuka Agritech Ltd. was incorporated on 17th July, 2011 and operations have not yet been started. Further the Board of Directors of Dhanuka Agritech Limited in its meeting held on 02nd February, 2021 has approved the dissolution/ liquidation of this wholly owned subsidiary.
- 7 The Company has incorporated a Wholly-owned Subsidiary named Dhanuka Chemicals Private Limited "DCPL" on 21st June 2021, as per the provisions of the Companies Act, 2013. The main object of DCPL includes the formulation, manufacturing and trading in Agrochemicals and other related products. The operations of this Company has not been started yet.
- 8 The Board of Directors of the Company in its meeting held today have approved the proposal for buyback of 10,00,000 Equity Shares of the Company at a price of Rs. 850/- (Rupees Eight Hundred and Fifty only) per Equity Share for an aggregate amount of Rs. 85 crores (Rupees Eighty Five Crores only) for cash (the "Buyback"), excluding transaction costs, by way of Tender Offer through the stock exchange mechanism. The Buyback is subject to all applicable statutory approvals.
- 9 The previous period figures have been regrouped/ rearranged/ reclassified wherever necessary.
- 10 The Results can also be viewed at our website www.dhanuka.com and on the website of BSE & NSE where the Company's shares are listed i.e. at www.bseindia.com and www.nseindia.com respectively. Any query from investors can be sent on email at investors@dhanuka.com

Place : Gurugram (Haryana)
Dated : 1st November, 2022



For Dhanuka Agritech Ltd.


(M.K. Dhanuka)
Managing Director
DIN : 00628039