



Date: 21 October 2023

| | |
|---|---|
| To Secretary Listing Department BSE Limited Department of Corporate Services Phiroze Jeejeebhoy Towers Dalal Street, Mumbai – 400 001 | To Secretary Listing Department National Stock Exchange of India Limited Exchange Plaza, Bandra Kurla Complex, Mumbai – 400 050 |
| Scrip Code: 540902 ISIN : INE371P01015 | Scrip Code: AMBER ISIN : INE371P01015 |

Sub: Outcome of Board Meeting of the Company dated 21 October 2023

Dear Sir/Ma'am

Pursuant to regulation 33 of the SEBI (Listing Obligation and Disclosure Requirements) Regulations, 2015, as amended (“SEBI Listing Regulations”), we enclose herewith:-

- The Unaudited Financial Results (Standalone and Consolidated) for the quarter and half year ended 30 September 2023;
- Limited review report on Unaudited Financial Results (Standalone and Consolidated) for the quarter and half year ended 30 September 2023 issued by our statutory auditors M/s S.R. Batliboi & Co. LLP.

Unaudited financial statements (Standalone and Consolidated) alongwith Limited Review report will be uploaded on the Company’s website at www.ambergrouppindia.com.

The meeting commenced at 12:00 Noon and concluded at 2:05 P.M.

We request you to take the above on record and that the same be treated as compliance under applicable regulation(s) under the SEBI Listing Regulations.

This is for your kind information and record please.

Thanking You,
Yours faithfully,

For **Amber Enterprises India Limited**
Konika Yadav
(Konika Yadav)
Company Secretary and Compliance Officer
ACS30322



Amber Enterprises India Limited

Corp. Address:
Universal Trade Tower, 1st Floor, Sector 49, Gurgaon-1 22018
Tel.: +91 124 3923000 | Fax: +91 124 3923016,17

Regd. Office:
C-1, Phase II, Focal Point, RajpuraTown-140401, Punjab
Tel.: +91 1762 232126, 232646 | Fax: +91 1762 232127

Independent Auditor's Review Report on the Quarterly and Year to Date Unaudited Consolidated Financial Results of the Company Pursuant to the Regulation 33 of the SEBI (Listing Obligations and Disclosure Requirements) Regulations, 2015, as amended**Review Report to
The Board of Directors
Amber Enterprises India Limited**

1. We have reviewed the accompanying Statement of Unaudited Consolidated Financial Results of Amber Enterprises India Limited (the "Holding Company") and its subsidiaries (the Holding Company and its subsidiaries together referred to as "the Group") for the quarter ended September 30, 2023 and year to date from April 1, 2023 to September 30, 2023 (the "Statement") attached herewith, being submitted by the Holding Company pursuant to the requirements of Regulation 33 of the SEBI (Listing Obligations and Disclosure Requirements) Regulations, 2015, as amended (the "Listing Regulations").
2. The Holding Company's Management is responsible for the preparation of the Statement in accordance with the recognition and measurement principles laid down in Indian Accounting Standard 34, (Ind AS 34) "Interim Financial Reporting" prescribed under Section 133 of the Companies Act, 2013 as amended, read with relevant rules issued thereunder and other accounting principles generally accepted in India and in compliance with Regulation 33 of the Listing Regulations. The Statement has been approved by the Holding Company's Board of Directors. Our responsibility is to express a conclusion on the Statement based on our review.
3. We conducted our review of the Statement in accordance with the Standard on Review Engagements (SRE) 2410, "Review of Interim Financial Information Performed by the Independent Auditor of the Entity" issued by the Institute of Chartered Accountants of India. This standard requires that we plan and perform the review to obtain moderate assurance as to whether the Statement is free of material misstatement. A review of interim financial information consists of making inquiries, primarily of persons responsible for financial and accounting matters, and applying analytical and other review procedures. A review is substantially less in scope than an audit conducted in accordance with Standards on Auditing and consequently does not enable us to obtain assurance that we would become aware of all significant matters that might be identified in an audit. Accordingly, we do not express an audit opinion.

We also performed procedures in accordance with the Circular No. CIR/CFD/CMD1/44/2019 dated March 29, 2019 issued by the Securities and Exchange Board of India under Regulation 33(8) of the Listing Regulations, to the extent applicable.

4. The Statement includes the results of the following entities:

| S. No. | Company Name | Nature |
|--------|---|--------------------|
| 1 | Amber Enterprises India Limited | Holding Company |
| 2 | Sidwal Refrigeration Industries Private Limited | Subsidiary Company |
| 3 | IL JIN Electronics (India) Private Limited | Subsidiary Company |
| 4 | PICL (India) Private Limited | Subsidiary Company |
| 5 | Ever Electronics Private Limited | Subsidiary Company |
| 6 | Pravartaka Tooling Services Private Limited | Subsidiary Company |
| 7 | AmberPR Technoplast India Private Limited | Subsidiary Company |
| 8 | Appserve Appliance Private Limited | Subsidiary Company |
| 9 | Amber Enterprises U.S.A. Inc. | Subsidiary Company |

5. Based on our review conducted and procedures performed as stated in paragraph 3 above, nothing has come to our attention that causes us to believe that the accompanying Statement, prepared in accordance with recognition and measurement principles laid down in the aforesaid Indian Accounting Standards ('Ind AS') specified under Section 133 of the Companies Act, 2013, as amended, read with relevant rules issued thereunder and other accounting principles generally accepted in India, has not disclosed the information required to be disclosed in terms of the Listing Regulations, including the manner in which it is to be disclosed, or that it contains any material misstatement.



S.R. BATLIBOI & Co. LLP

Chartered Accountants

6. The accompanying Statement includes unaudited interim financial results/statements and other unaudited financial information in respect of one subsidiary located outside India, whose interim financial results/statements and other financial information reflect total assets of INR 85.25 lakhs as at September 30, 2023, and total revenues of INR 66.11 lakhs and INR 125.92 lakhs, total net profit after tax of INR 8.36 lakhs and INR 5.85 lakhs, total comprehensive income of INR 8.35 lakhs and INR 5.69 lakhs, for the quarter ended September 30, 2023 and the period ended on that date respectively and net cash inflows of INR 26.86 lakhs for the period from April 1, 2023 to September 30, 2023.

The unaudited interim financial statements/ financial information/ financial results and other unaudited financial information of this subsidiary have not been reviewed by any auditor and have been approved and furnished to us by the Management and our conclusion on the Statement, in so far as it relates to the affairs of this subsidiary is based solely on such unaudited interim financial statement/financial results and other unaudited financial information. The Holding Company's management has converted the financial results of this subsidiary located outside India from accounting principles generally accepted in its respective country to accounting principles generally accepted in India. According to the information and explanations given to us by the Management, these interim financial statements/financial information/financial results are not material to the Group.

Our conclusion on the Statement in respect of matters stated in para 6 above is not modified with respect to our reliance on the financial results/financial information certified by the Management.

For S.R. Batliboi & Co. LLP

Chartered Accountants

ICAI Firm registration number: 301003E/E300005

Vishal Sharma

per Vishal Sharma

Partner

Membership No.: 096766



UDIN: 23096766BQYHWL3246

Place: Gurugram

Date: October 21, 2023

Independent Auditor's Review Report on the Quarterly and Year to Date Unaudited Standalone Financial Results of the Company Pursuant to the Regulation 33 of the SEBI (Listing Obligations and Disclosure Requirements) Regulations, 2015, as amended**Review Report to
The Board of Directors
Amber Enterprises India Limited**

1. We have reviewed the accompanying statement of unaudited standalone financial results of Amber Enterprises India Limited (the "Company") for the quarter ended September 30, 2023 and year to date from April 1, 2023 to September 30, 2023 (the "Statement") attached herewith, being submitted by the Company pursuant to the requirements of Regulation 33 of the SEBI (Listing Obligations and Disclosure Requirements) Regulations, 2015, as amended (the "Listing Regulations").
2. The Company's Management is responsible for the preparation of the Statement in accordance with the recognition and measurement principles laid down in Indian Accounting Standard 34, (Ind AS 34) "Interim Financial Reporting" prescribed under Section 133 of the Companies Act, 2013 as amended, read with relevant rules issued thereunder and other accounting principles generally accepted in India and in compliance with Regulation 33 of the Listing Regulations. The Statement has been approved by the Company's Board of Directors. Our responsibility is to express a conclusion on the Statement based on our review.
3. We conducted our review of the Statement in accordance with the Standard on Review Engagements (SRE) 2410, "Review of Interim Financial Information Performed by the Independent Auditor of the Entity" issued by the Institute of Chartered Accountants of India. This standard requires that we plan and perform the review to obtain moderate assurance as to whether the Statement is free of material misstatement. A review of interim financial information consists of making inquiries, primarily of persons responsible for financial and accounting matters, and applying analytical and other review procedures. A review is substantially less in scope than an audit conducted in accordance with Standards on Auditing and consequently does not enable us to obtain assurance that we would become aware of all significant matters that might be identified in an audit. Accordingly, we do not express an audit opinion.
4. Based on our review conducted as above, nothing has come to our attention that causes us to believe that the accompanying Statement, prepared in accordance with the recognition and measurement principles laid down in the aforesaid Indian Accounting Standards ('Ind AS') specified under Section 133 of the Companies Act, 2013 as amended, read with relevant rules issued thereunder and other accounting principles generally accepted in India, has not disclosed the information required to be disclosed in terms of the Listing Regulations, including the manner in which it is to be disclosed, or that it contains any material misstatement.

For S.R. Batliboi & Co. LLP
Chartered Accountants
ICAI Firm registration number: 301003E/E300005per Vishal Sharma
Partner
Membership No.: 096766

UDIN: 23096766B4YHWK8036

Place: Gurugram
Date: October 21, 2023

AMBER ENTERPRISES INDIA LIMITED


Regd. Office: C-1, Phase II, Focal Point, Rajpura Town, Punjab - 140401, India

CIN: L28910PB1990PLC010265, Website: www.ambergrouppindia.com, Ph.: 0124 - 3923000, E-Mail: Info@ambergrouppindia.com

STATEMENT OF CONSOLIDATED UNAUDITED FINANCIAL RESULTS FOR THE QUARTER AND SIX MONTHS ENDED 30 SEPTEMBER 2023

(₹ in lakh, except per share data)

| Sl. no. | Particulars | Three months ended | | | Year to date figures for six months ended | | Year ended |
|-----------|--|--------------------|--------------------|-------------------|---|--------------------|--------------------|
| | | 30 September 2023 | 30 June 2023 | 30 September 2022 | 30 September 2023 | 30 September 2022 | 31 March 2023 |
| | | (Unaudited) | (Unaudited) | (Unaudited) | (Unaudited) | (Unaudited) | (Audited) |
| 1 | Income | | | | | | |
| | Revenue from operations | 92,706.47 | 1,70,198.67 | 75,044.47 | 2,62,905.14 | 2,57,617.07 | 6,92,709.51 |
| | Other income | 1,274.80 | 1,931.41 | 1,218.15 | 3,206.21 | 2,503.09 | 5,266.18 |
| | Total income | 93,981.27 | 1,72,130.08 | 76,262.62 | 2,66,111.35 | 2,60,120.16 | 6,97,975.69 |
| 2 | Expenses | | | | | | |
| | Cost of raw materials consumed | 71,022.78 | 1,38,123.74 | 61,172.35 | 2,09,146.52 | 2,13,323.51 | 5,92,501.38 |
| | Changes in inventories of intermediate products (including manufactured components) and finished goods | 1,035.32 | 2,342.58 | (1,928.55) | 3,377.90 | 2,271.43 | (5,724.95) |
| | Employee benefits expense | 5,959.72 | 5,957.37 | 4,764.41 | 11,917.09 | 9,353.21 | 21,156.83 |
| | Finance costs | 3,657.09 | 4,525.89 | 2,436.37 | 8,182.98 | 4,543.87 | 11,182.43 |
| | Depreciation and amortisation expense | 4,522.07 | 4,328.59 | 3,180.92 | 8,850.66 | 6,396.27 | 13,911.70 |
| | Other expenses | 8,732.15 | 10,583.08 | 7,369.00 | 19,315.23 | 19,077.39 | 42,982.93 |
| | Total expense | 94,929.13 | 1,65,861.25 | 76,994.50 | 2,60,790.38 | 2,54,965.68 | 6,76,010.32 |
| 3 | (Loss)/profit before tax | (947.86) | 6,268.83 | (731.88) | 5,320.97 | 5,154.48 | 21,965.37 |
| 4 | Tax expense | | | | | | |
| | (i) Current tax | 72.20 | 1,313.45 | 77.62 | 1,385.65 | 1,644.80 | 5,164.71 |
| | (ii) Deferred tax (credit)/charge | (454.84) | 294.52 | (580.45) | (160.32) | (550.55) | 423.10 |
| 5 | (Loss)/profit for the period/year | (565.22) | 4,660.86 | (229.05) | 4,095.64 | 4,060.23 | 16,377.56 |
| 6 | Other comprehensive (loss)/income | | | | | | |
| | (i) Items that will not be reclassified to profit or loss | (169.09) | 36.69 | (59.95) | (132.40) | (90.87) | 146.75 |
| | (ii) Income tax relating to items that will not be reclassified to profit or loss | 42.88 | (9.30) | 25.25 | 33.58 | 22.87 | (37.18) |
| | (iii) Items that will be reclassified to profit or loss | (80.61) | (26.82) | (475.70) | (107.43) | (424.75) | (646.88) |
| | (iv) Income tax relating to items that will be reclassified to profit or loss | 18.98 | 6.28 | 111.57 | 25.26 | 100.02 | 152.08 |
| | Other comprehensive (loss)/income for the period/year, net of tax | (187.84) | 6.85 | (438.83) | (180.99) | (392.73) | (385.23) |
| 7 | Total comprehensive income for the period/year, net of tax | (753.06) | 4,667.71 | (667.88) | 3,914.65 | 3,667.50 | 15,992.33 |
| 8 | (Loss)/profit attributable to: | | | | | | |
| | (i) Equity holders of the holding company | (694.73) | 4,564.21 | (258.04) | 3,869.48 | 3,906.87 | 15,720.36 |
| | (ii) Non-controlling interests | 129.51 | 96.65 | 68.99 | 226.16 | 153.36 | 657.20 |
| 9 | Other comprehensive (loss)/income attributable to: | | | | | | |
| | (i) Equity holders of the holding company | (185.01) | 6.45 | (438.47) | (178.56) | (393.39) | (386.82) |
| | (ii) Non-controlling interests | (2.83) | 0.40 | (0.36) | (2.43) | 0.66 | 1.59 |
| 10 | Total comprehensive (loss)/income attributable to: | | | | | | |
| | (i) Equity holders of the holding company | (879.74) | 4,570.66 | (736.51) | 3,690.92 | 3,513.48 | 15,333.55 |
| | (ii) Non-controlling interests | 126.68 | 97.05 | 68.63 | 223.73 | 154.02 | 658.78 |
| 11 | Paid-up equity share capital (face value of ₹ 10 each) | 3,369.37 | 3,369.37 | 3,369.37 | 3,369.37 | 3,369.37 | 3,369.37 |
| 12 | Other equity | | | | | | 1,87,508.00 |
| 13 | Earnings per share (face value of ₹ 10 each) (not annualised) | | | | | | |
| | (i) Basic | (2.06) | 13.55 | (0.88) | 11.48 | 11.60 | 46.66 |
| | (ii) Diluted | (2.06) | 13.55 | (0.88) | 11.48 | 11.60 | 46.66 |



AMBER ENTERPRISES INDIA LIMITED

Regd. Office: C-1, Phase II, Focal Point, Rajpura Town, Punjab - 140401, India

CIN: L28910PB1990PLC010265, Website: www.ambergrouppindia.com, Ph.: 0124 - 3923000, E-Mail: Info@ambergrouppindia.com

CONSOLIDATED STATEMENT OF ASSETS AND LIABILITIES AS AT 30 SEPTEMBER 2023

(₹ in lakhs)

| Particulars | As at | As at |
|--|----------------------------------|----------------------------|
| | 30 September 2023 (Unaudited) | 31 March 2023 (Audited) |
| ASSETS | | |
| Non-current assets | | |
| Property, plant and equipment | 1,67,863.72 | 1,61,660.19 |
| Capital work-in-progress | 2,681.30 | 1,295.50 |
| Goodwill | 14,249.69 | 14,249.69 |
| Right-of-use assets | 15,686.26 | 17,249.53 |
| Other intangible assets | 27,413.48 | 28,994.50 |
| Intangible assets under development | 6,515.93 | 3,735.64 |
| Financial assets | | |
| (i) Investments | 438.28 | 225.65 |
| (ii) Loans | 215.56 | 206.54 |
| (iii) Other financial assets | 12,138.76 | 5,229.73 |
| Deferred tax assets (net) | 334.96 | 306.79 |
| Income tax assets (net) | 3,254.01 | 2,438.61 |
| Other non-current assets | 7,440.87 | 5,089.95 |
| Total non-current assets | 2,58,232.82 | 2,40,682.32 |
| Current assets | | |
| Inventories | 76,414.68 | 1,09,128.27 |
| Financial assets | | |
| (i) Investments | 13,602.22 | 19,117.96 |
| (ii) Trade receivables | 70,176.83 | 1,76,309.34 |
| (iii) Cash and cash equivalents | 4,631.10 | 32,317.99 |
| (iv) Other bank balances | 25,241.19 | 23,626.76 |
| (v) Loans | 202.33 | 186.76 |
| (vi) Other financial assets | 4,167.15 | 3,248.09 |
| Other current assets | 10,450.85 | 19,667.30 |
| Total current assets | 2,04,886.35 | 3,83,602.47 |
| Assets held for sale | 47.60 | 47.60 |
| TOTAL ASSETS | 4,63,166.77 | 6,24,332.39 |
| EQUITY AND LIABILITIES | | |
| Equity | | |
| Equity share capital | 3,369.37 | 3,369.37 |
| Other equity | 1,92,240.85 | 1,87,508.00 |
| Equity attributable to equity holders of holding company | 1,95,610.22 | 1,90,877.37 |
| Non-controlling interests | 4,748.31 | 4,524.57 |
| Total equity | 2,00,358.53 | 1,95,401.94 |
| Liabilities | | |
| Non-current liabilities | | |
| Financial liabilities | | |
| (i) Borrowings | 50,661.47 | 57,658.99 |
| (ii) Lease liabilities | 9,022.07 | 9,060.23 |
| (iii) Other financial liabilities | 2,381.03 | 5,787.55 |
| Provisions | 1,795.71 | 1,642.64 |
| Government grants | 116.64 | 122.97 |
| Deferred tax liabilities (net) | 9,640.42 | 9,778.12 |
| Other non-current liabilities | - | 0.13 |
| Total non-current liabilities | 73,617.34 | 84,050.63 |
| Current liabilities | | |
| Financial liabilities | | |
| (i) Borrowings | 93,982.79 | 76,712.69 |
| (ii) Lease liabilities | 1,517.37 | 2,079.39 |
| (iii) Trade payables | | |
| (A) total outstanding dues of micro enterprises and small enterprises | 3,568.43 | 12,134.46 |
| (B) total outstanding dues of creditors other than micro enterprises and small enterprises | 66,616.46 | 2,18,253.23 |
| (iv) Other financial liabilities | 11,663.54 | 12,424.55 |
| Other current liabilities | 10,472.18 | 21,940.79 |
| Provisions | 756.27 | 591.15 |
| Government grants | 20.26 | 27.62 |
| Income tax liabilities (net) | 593.60 | 715.94 |
| Total current liabilities | 1,89,190.90 | 3,14,879.82 |
| Total liabilities | 2,62,808.24 | 4,28,930.45 |
| TOTAL EQUITY AND LIABILITIES | 4,63,166.77 | 6,24,332.39 |



AMBER ENTERPRISES INDIA LIMITED

Regd. Office: C-1, Phase II, Focal Point, Rajpura Town, Punjab - 140401, India

CIN: L28910PB1990PLC010265, Website: www.ambergrouppindia.com, Ph.: 0124 - 3923000, E-Mail: Info@ambergrouppindia.com

CONSOLIDATED STATEMENT OF CASH FLOWS FOR THE SIX MONTHS ENDED 30 SEPTEMBER 2023


(₹ in lakh)

| | | For the six months ended 30 September 2023 (Unaudited) | For the six months ended 30 September 2022 (Unaudited) |
|-----------|--|--|--|
| A. | Cash flows from operating activities | | |
| | Profit before tax | 5,320.97 | 5,154.48 |
| | Adjustments to reconcile profit before tax to net cash flows: | | |
| | Depreciation and amortisation expense | 8,850.66 | 6,396.27 |
| | Advances and other balances written off | 9.39 | 10.60 |
| | Bad debts | 0.88 | 0.41 |
| | Provision for warranty | 205.38 | 120.48 |
| | Liabilities no longer required written back | (4.63) | (152.22) |
| | Loss on sale of perpetual debt instruments | 108.15 | 248.34 |
| | Government grant income | (1,839.85) | (1,049.92) |
| | Interest income | (1,915.95) | (2,013.88) |
| | (Gain)/loss on disposal of property, plant and equipment (net) | 17.02 | (3.95) |
| | Derecognition of financial liability | (165.33) | - |
| | Loss on account of unapproved product development | - | 27.42 |
| | Impairment loss on property, plant and equipment and intangible assets | - | 100.60 |
| | Impairment of trade receivables | 60.00 | 68.56 |
| | Provision for doubtful debts written back | (1.27) | - |
| | Share based payment expenses | 946.11 | 1,215.04 |
| | Gain on settlement/fair valuation of deferred consideration | (168.10) | (87.86) |
| | Fair value gain on financials instruments | 92.22 | - |
| | Unrealised foreign exchange (gain)/loss (net) | (51.83) | 2,023.42 |
| | Finance costs | 8,182.98 | 4,543.87 |
| | Working capital adjustments: | | |
| | Decrease in trade receivables | 1,06,079.74 | 69,805.30 |
| | Decrease in inventories | 32,713.59 | 11,019.67 |
| | Decrease/(increase) in non-financial assets | 9,134.04 | (3,991.19) |
| | (Increase)/decrease in financial assets | (933.31) | 4,352.13 |
| | (Decrease) in trade payables | (1,60,157.98) | (92,338.62) |
| | (Decrease)/increase in provisions | (19.59) | 218.43 |
| | (Decrease) in non-financial liabilities | (11,352.89) | (4,298.63) |
| | Increase/(decrease) in financial liabilities | 36.80 | (183.42) |
| | Cash generated from operations | (4,852.80) | 1,185.34 |
| | Income tax paid (net) | (2,252.25) | (3,155.52) |
| | Net cash flows used in operating activities | (7,105.05) | (1,970.18) |
| B. | Cash flows from investing activities | | |
| | Purchase of property, plant and equipment, capital work in progress, intangible assets and intangible assets under development | (21,877.78) | (27,539.07) |
| | Proceeds from sale of property, plant and equipment | 584.52 | 45.41 |
| | Investments made in perpetual debt instruments | - | (4,327.36) |
| | Sale of perpetual debt instruments | 5,600.00 | 10,500.00 |
| | Investment made in equity instruments | (212.63) | - |
| | Payment of deferred consideration for acquisition of additional stake in subsidiary | (97.01) | (352.98) |
| | Proceeds from sale of investments | (944.24) | - |
| | Movement in bank deposits | (6,811.15) | (8,185.31) |
| | Interest received on perpetual debt instruments | 512.40 | 203.75 |
| | Interest received on bank deposits | 1,299.06 | 1,810.13 |
| | Net cash flows used in investing activities | (21,946.83) | (27,845.43) |
| C. | Cash flows from financing activities | | |
| | Proceeds from short-term borrowings (net) | 14,326.22 | 8,585.50 |
| | Proceeds from long-term borrowings | 509.38 | 20,930.97 |
| | Repayment of long-term borrowings | (4,563.02) | (2,769.94) |
| | Payment of principal portion of lease liabilities | (754.28) | (157.33) |
| | Payment of interest portion of lease liabilities | (477.25) | (153.39) |
| | Finance costs paid | (7,676.06) | (4,308.33) |
| | Net cash flows from financing activities | 1,364.99 | 22,127.48 |
| D. | Net increase in cash and cash equivalents (A+B+C) | (27,686.89) | (7,688.13) |
| E. | Cash and cash equivalents at the beginning of the period | 32,317.99 | 29,858.30 |
| | Cash and cash equivalents at the end of the period (D+E) | 4,631.10 | 22,170.17 |



AMBER ENTERPRISES INDIA LIMITED**Regd. Office:** C-1, Phase II, Focal Point, Rajpura Town, Punjab - 140401, India**CIN:** L28910PB1990PLC010265, **Website:** www.ambergrouppindia.com, **Ph.:** 0124 - 3923000, **E-Mail:** Info@ambergrouppindia.com**CONSOLIDATED STATEMENT OF CASH FLOWS FOR THE SIX MONTHS ENDED 30 SEPTEMBER 2023***(₹ in lakhs)*

| | For the six months ended 30 September 2023 (Unaudited) | For the six months ended 30 September 2022 (Unaudited) |
|---|--|--|
| Cash and cash equivalents includes: | | |
| Balances with banks: | | |
| - in current and cash credit accounts | 4,607.66 | 9,249.19 |
| - deposits with original maturity of less than three months | 10.13 | 12,884.78 |
| Cash in hand | 13.31 | 36.20 |
| Cash and cash equivalents | 4,631.10 | 22,170.17 |



AMBER ENTERPRISES INDIA LIMITED


Regd. Office: C-1, Phase II, Focal Point, Rajpura Town, Punjab - 140401, India

CIN: L28910PB1990PLC010265, Website: www.ambergrouppindia.com, Ph.: 0124 - 3923000, E-Mail: Info@ambergrouppindia.com

STATEMENT OF STANDALONE UNAUDITED FINANCIAL RESULTS FOR THE QUARTER AND SIX MONTHS ENDED 30 SEPTEMBER 2023

(₹ in lakh, except per share data)

| Sl. no. | Particulars | Three months ended | | | Year to date figures for six months ended | | Year ended |
|-----------|--|--------------------|--------------------|-------------------|---|--------------------|--------------------|
| | | 30 September 2023 | 30 June 2023 | 30 September 2022 | 30 September 2023 | 30 September 2022 | 31 March 2023 |
| | | (Unaudited) | (Unaudited) | (Unaudited) | (Unaudited) | (Unaudited) | (Audited) |
| 1 | Income | | | | | | |
| | Revenue from operations | 45,376.43 | 1,19,766.89 | 32,782.12 | 1,65,143.32 | 1,75,951.74 | 5,02,272.58 |
| | Other income | 968.66 | 1,801.66 | 1,212.39 | 2,770.32 | 2,535.50 | 4,842.15 |
| | Total income | 46,345.09 | 1,21,568.55 | 33,994.51 | 1,67,913.64 | 1,78,487.24 | 5,07,114.73 |
| 2 | Expenses | | | | | | |
| | Cost of raw materials consumed | 35,946.34 | 98,581.37 | 27,336.54 | 1,34,527.71 | 1,50,497.09 | 4,45,754.92 |
| | Changes in inventories of intermediate products (including manufactured components) and finished goods | 945.67 | 3,939.97 | (911.79) | 4,885.64 | 3,734.33 | (2,633.45) |
| | Employee benefits expense | 2,840.73 | 2,987.04 | 2,390.96 | 5,827.77 | 4,806.85 | 10,872.16 |
| | Finance costs | 2,770.01 | 3,711.25 | 1,970.77 | 6,481.26 | 3,767.30 | 9,110.10 |
| | Depreciation and amortisation expense | 3,245.26 | 3,159.94 | 2,141.17 | 6,405.20 | 4,463.49 | 9,970.93 |
| | Other expenses | 4,650.31 | 6,151.01 | 4,331.35 | 10,801.32 | 12,602.12 | 27,408.88 |
| | Total expense | 50,398.32 | 1,18,530.58 | 37,259.00 | 1,68,928.90 | 1,79,871.18 | 5,00,483.54 |
| 3 | (Loss)/profit before tax | (4,053.23) | 3,037.97 | (3,264.49) | (1,015.26) | (1,383.94) | 6,631.19 |
| 4 | Tax expense | | | | | | |
| | (i) Current tax | (602.75) | 602.75 | (578.86) | - | - | 1,596.95 |
| | (ii) Deferred tax (credit)/charge | (435.91) | 176.77 | (321.85) | (259.14) | (333.98) | 142.29 |
| 5 | (Loss)/profit for the period/year | (3,014.57) | 2,258.45 | (2,363.78) | (756.12) | (1,049.96) | 4,891.95 |
| 6 | Other comprehensive (loss)/income | | | | | | |
| | (i) Items that will not be reclassified to profit or loss | (99.55) | (6.53) | (4.33) | (106.08) | (14.15) | (26.10) |
| | (ii) Income tax relating to items that will not be reclassified to profit or loss | 25.07 | 1.64 | 1.09 | 26.71 | 3.56 | 6.57 |
| | (iii) Items that will be reclassified to profit or loss | (80.59) | (26.67) | (473.78) | (107.26) | (424.75) | (645.83) |
| | (iv) Income tax relating to items that will be reclassified to profit or loss | 18.98 | 6.28 | 111.57 | 25.26 | 100.02 | 152.08 |
| | Other comprehensive (loss)/income for the period/year, net of tax | (136.09) | (25.28) | (365.45) | (161.37) | (335.32) | (513.28) |
| 7 | Total comprehensive income for the period/year, net of tax | (3,150.66) | 2,233.17 | (2,729.23) | (917.49) | (1,385.28) | 4,378.67 |
| 8 | Paid-up equity share capital (face value of ₹ 10 each) | 3,369.37 | 3,369.37 | 3,369.37 | 3,369.37 | 3,369.37 | 3,369.37 |
| 9 | Other equity | | | | | | 1,62,122.25 |
| 10 | Earnings per share (face value of ₹ 10 each) (not annualised) | | | | | | |
| | (i) Basic | (8.95) | 6.70 | (7.02) | (2.24) | (3.12) | 14.52 |
| | (ii) Diluted | (8.95) | 6.70 | (7.02) | (2.24) | (3.12) | 14.52 |



AMBER ENTERPRISES INDIA LIMITED


Regd. Office: C-1, Phase II, Focal Point, Rajpura Town, Punjab - 140401, India

CIN: L28910PB1990PLC010265, Website: www.ambergrouppindia.com, Ph.: 0124 - 3923000, E-Mail: info@ambergrouppindia.com

STANDALONE STATEMENT OF ASSETS AND LIABILITIES AS AT 30 SEPTEMBER 2023

(₹ in lakhs)

| Particulars | As at | As at |
|--|--------------------|--------------------|
| | 30 September 2023 | 31 March 2023 |
| | (Unaudited) | (Audited) |
| ASSETS | | |
| Non-current assets | | |
| Property, plant and equipment | 1,21,025.36 | 1,20,613.14 |
| Capital work-in-progress | 1,270.92 | 944.50 |
| Intangible assets | 10,495.80 | 11,664.19 |
| Right-of-use assets | 11,260.91 | 11,718.26 |
| Intangible assets under development | 3,874.75 | 1,437.56 |
| Financial assets | | |
| (i) Investments | 40,732.05 | 39,787.80 |
| (ii) Loans | 6,154.23 | 1,111.21 |
| (iii) Other financial assets | 11,085.41 | 4,601.53 |
| Income tax assets (net) | 1,009.83 | 621.83 |
| Other non-current assets | 5,698.50 | 3,802.01 |
| Total non-current assets | 2,12,607.76 | 1,96,302.03 |
| Current assets | | |
| Inventories | 49,764.58 | 84,149.91 |
| Financial assets | | |
| (i) Investments | 13,602.22 | 19,117.96 |
| (ii) Trade receivables | 48,494.66 | 1,50,366.50 |
| (iii) Cash and cash equivalents | 3,017.12 | 29,987.40 |
| (iv) Other bank balances | 16,531.66 | 18,559.32 |
| (v) Loans | 125.72 | 98.00 |
| (vi) Other financial assets | 1,026.53 | 822.22 |
| Other current assets | 6,866.38 | 11,305.99 |
| Total current assets | 1,39,428.87 | 3,14,407.30 |
| TOTAL ASSETS | 3,52,036.63 | 5,10,709.33 |
| EQUITY AND LIABILITIES | | |
| Equity | | |
| Equity share capital | 3,369.37 | 3,369.37 |
| Other equity | 1,62,021.68 | 1,62,122.25 |
| Total equity | 1,65,391.05 | 1,65,491.62 |
| Liabilities | | |
| Non-current liabilities | | |
| Financial liabilities | | |
| (i) Borrowings | 37,119.46 | 42,341.67 |
| (ii) Lease liabilities | 5,267.50 | 5,768.95 |
| (iii) Other financial liabilities | 914.33 | 3,303.47 |
| Provisions | 767.83 | 632.88 |
| Government grants | 116.52 | 122.97 |
| Deferred tax liabilities (net) | 4,055.11 | 4,312.94 |
| Total non-current liabilities | 48,240.75 | 56,482.88 |
| Current liabilities | | |
| Financial liabilities | | |
| (i) Borrowings | 80,578.64 | 69,560.80 |
| (ii) Lease liabilities | 627.89 | 627.89 |
| (iii) Trade payables | | |
| (A) total outstanding dues of micro enterprises and small enterprises | 2,106.23 | 9,212.51 |
| (B) total outstanding dues of creditors other than micro enterprises and small enterprises | 45,320.53 | 1,91,086.23 |
| (iv) Other financial liabilities | 6,966.59 | 9,132.45 |
| Other current liabilities | 2,428.27 | 8,855.06 |
| Provisions | 356.42 | 232.27 |
| Government grants | 20.26 | 27.62 |
| Total current liabilities | 1,38,404.83 | 2,88,734.83 |
| Total liabilities | 1,86,645.58 | 3,45,217.71 |
| TOTAL EQUITY AND LIABILITIES | 3,52,036.63 | 5,10,709.33 |



AMBER ENTERPRISES INDIA LIMITED
Regd. Office: C-1, Phase II, Focal Point, Rajpura Town, Punjab - 140401, India

CIN: L28910PB1990PLC010265, **Website:** www.ambergrouppindia.com, **Ph.:** 0124 - 3923000, **E-Mail:** Info@ambergrouppindia.com


STANDALONE STATEMENT OF CASH FLOWS FOR THE SIX MONTHS ENDED 30 SEPTEMBER 2023
(₹ in lakhs)

| | For the six months ended 30 September 2023 (Unaudited) | For the six months ended 30 September 2022 (Unaudited) |
|--|--|--|
| A. Cash flows from operating activities | | |
| Loss before tax | (1,015.26) | (1,383.94) |
| Adjustments to reconcile loss before tax to net cash flows: | | |
| Depreciation and amortisation expense | 6,405.20 | 4,463.49 |
| Government grant income | (1,539.85) | (1,049.92) |
| Interest income | (1,761.58) | (2,060.67) |
| (Gain)/loss on disposal of property, plant and equipment (net) | 32.00 | (1.65) |
| Fair value gain on financials instruments | 92.22 | - |
| Unrealised foreign exchange gain (net) | 14.86 | 1,858.42 |
| Impairment loss on investment | - | 14.00 |
| Impairment of trade receivables | 60.00 | 57.15 |
| Shared based payment expenses | 721.09 | 1,096.60 |
| Liabilities no longer required written back | (0.90) | (135.61) |
| Loss on sale of perpetual debt instruments | 108.15 | 248.34 |
| Gain on settlement of deferred consideration | (168.10) | (87.86) |
| Finance costs | 6,481.25 | 3,767.30 |
| Working capital adjustments: | | |
| Decrease in trade receivables | 1,01,811.83 | 69,103.84 |
| Decrease in inventories | 34,385.33 | 16,485.50 |
| Decrease/(increase) in non-financial assets | 4,444.46 | (1,808.11) |
| (Increase) in financial assets | 16.09 | (2,220.57) |
| (Decrease) in trade payables | (1,52,886.84) | (89,535.21) |
| Increase in provisions | 153.01 | 240.56 |
| (Decrease) in non-financial liabilities | (6,440.59) | (5,409.22) |
| Increase/(decrease) in financial liabilities | (438.97) | (22.06) |
| Cash generated from operations | (9,526.60) | (6,379.62) |
| Income tax paid (net) | (334.72) | (1,110.45) |
| Net cash flows used in operating activities | (9,861.32) | (7,490.07) |
| B. Cash flows from investing activities | | |
| Purchase of property, plant and equipment, capital work in progress, intangible assets and intangible assets under development | (14,332.35) | (30,995.04) |
| Proceeds from sale of property, plant and equipment | 422.16 | 17.65 |
| Loans to related parties (net) | (5,025.00) | (1,081.83) |
| Investments made in perpetual debt instruments | - | (4,327.36) |
| Sale of perpetual debt instruments | 5,600.00 | 10,500.00 |
| Payment of deferred consideration for acquisition of additional stake in subsidiary | (97.01) | (352.98) |
| Payment for acquisition of additional stake in subsidiary | (944.24) | - |
| Movement in bank deposits | (3,196.52) | 7,373.17 |
| Interest received on perpetual debt instruments | 512.40 | 203.75 |
| Interest received on bank deposits | 1,064.12 | 1,856.92 |
| Net cash flows used in investing activities | (15,996.44) | (16,805.72) |
| C. Cash flows from financing activities: | | |
| Proceeds from short term borrowings (net) | 8,930.58 | 6,650.54 |
| Proceeds from long term borrowings | - | 16,834.25 |
| Repayment of long term borrowings | (3,134.95) | (1,571.68) |
| Payment of principal portion of lease liabilities | (501.45) | (126.83) |
| Payment of interest portion of lease liabilities | (264.05) | (104.11) |
| Finance costs paid | (6,142.65) | (3,428.35) |
| Net cash flows (used in)/from financing activities | (1,112.52) | 18,253.83 |
| D Net increase in cash and cash equivalent (A+B+C) | (26,970.28) | (6,041.97) |
| E Cash and cash equivalents at the beginning of the period | 29,987.40 | 25,472.88 |
| Cash and cash equivalents at the end of the period (D+E) | 3,017.12 | 19,430.91 |



AMBER ENTERPRISES INDIA LIMITED**Regd. Office:** C-1, Phase II, Focal Point, Rajpura Town, Punjab - 140401, India**CIN:** L28910PB1990PLC010265, **Website:** www.ambergrouppindia.com, **Ph.:** 0124 - 3923000, **E-Mail:** Info@ambergrouppindia.com**STANDALONE STATEMENT OF CASH FLOWS FOR THE SIX MONTHS ENDED 30 SEPTEMBER 2023***(₹ in lakh)*

| | For the six months ended 30 September 2023 (Unaudited) | For the six months ended 30 September 2022 (Unaudited) |
|---|--|--|
| Cash and cash equivalents includes: | | |
| Balances with banks: | | |
| - in current and cash credit accounts | 3,012.74 | 8,400.13 |
| - deposits with original maturity of less than three months | - | 11,029.16 |
| Cash in hand | 4.38 | 1.62 |
| Cash and cash equivalents | 3,017.12 | 19,430.91 |



Notes:

1. The above unaudited standalone and consolidated financial results of the Company and the Group have been prepared in accordance with the Indian Accounting Standards ("Ind AS") as notified by Ministry of Corporate Affairs pursuant to Section 133 of the Companies Act 2013 read with rule 3 of the Companies (Indian Accounting Standard) Rules, 2015, as amended and in terms of regulation 33 of the SEBI (Listing Obligations and Disclosure Requirements) Regulations, 2015, (as amended) and other accounting principles generally accepted in India.
2. The consolidated financial results comprise the financial results of the Company and its subsidiaries, herein after referred to as "the Group" as mentioned below:

| | |
|-----------------------------|---|
| 1 | Amber Enterprises India Limited (Holding Company) |
| Subsidiary Companies | |
| 2 | PICL (India) Private Limited |
| 3 | Appserve Appliance Private Limited |
| 4 | IL JIN Electronics (India) Private Limited |
| 5 | Ever Electronics Private Limited |
| 6 | Sidwal Refrigeration Industries Private Limited |
| 7 | Amber Enterprises U.S.A Inc. |
| 8 | AmberPR Technoplast India Private Limited |
| 9 | Pravartaka Tooling Services Private Limited |

3. The above unaudited standalone and consolidated financial results for the quarter and half year ended on 30 September 2023 have been reviewed by the Audit Committee of the Company and taken on record by the Board of Directors in their respective meetings held on 21 October 2023. The Statutory Auditors have conducted "Limited Review" of these results in terms of Regulation 33 of SEBI (Listing Obligations and Disclosure Requirements) Regulations, 2015, as amended and have expressed an unmodified report on the above results.
4. The certificate obtained from the Chief Executive Officer and Chief Financial officer in respect of above results in terms of Regulation 33 of the SEBI (Listing Obligations and Disclosure Requirements) Regulations, 2015 has been placed before the Board of Directors.
5. The Company's and Group's primary business segment is reflected based on the principal business activities carried on by the Company and the Group. The Company and Group operates in one reportable business segment i.e., manufacturing of consumer durable products and is primarily operating in India and hence, considered as single geographical segment. Accordingly, there are no separate reportable business segments as per Ind AS 108 'Operating Segments'.
6. During the quarter ended 30 September 2023, the Company has further acquired 8,808 equity shares of ₹ 10/- each of AmberPR Technoplast India Private Limited for total consideration of ₹ 944.26 lakhs and consequent to which AmberPR Technoplast India Private Limited became a fully owned subsidiary of the Company.
7. Previous period figures have been re-grouped/re-classified wherever necessary, to conform to current period's classification.

For and on behalf of Board of Directors of
Amber Enterprises India Limited



(Jasbir Singh)
Executive Chairman & CEO and Whole Time Director
DIN: 00259632

Place: Gurugram
Date: 21 October 2023