



SUN TV NETWORK LIMITED

Murasoli Maran Towers, 73, MRC Nagar Main Road, MRC Nagar, Chennai - 600 028, India.
Tel : +91-44-4467 6767, Fax : +91-44-4067 6161, E-mail: tinfo@sunnetwork.in
Website: www.suntv.in CIN.: L22110TN1985PLC012491

25th August, 2020

BSE Limited
Floor No. 25, P J Towers,
Dalal Street,
Mumbai - 400 001

National Stock Exchange of India Limited
Exchange Plaza Bandra - Reclamation
BandraKurla Complex, Bandra (E)
Mumbai - 400 051

Scrip Code: 532733, Scrip Id: SUNTV

Symbol: SUNTV, Series: EQ

Sir,

Sub: Annual Report for the Financial Year 2019-20

Ref: Regulation 34 of SEBI (Listing Obligations and Disclosure Requirements)
Regulations, 2015

Pursuant to Regulation 34 of the SEBI (Listing Obligations and Disclosure Requirements) Regulation, 2015, we are submitting herewith the Annual Report of the Company along with the Notice of AGM for the financial year 2019-20, which will be circulated to the Members through electronic mode.


The 35th AGM will be held on Wednesday, September 16, 2020 at 10.00 a.m. IST through Video Conference / Other Audio-Visual Means (OAVM) in accordance with the relevant circulars issued by Ministry of Corporate Affairs and Securities and Exchange Board of India.

This is for your information and records.

Thanking you,

For Sun TV Network Limited


R. Ravi
Company Secretary &
Compliance Officer



Sun TV Network Limited

35th Annual Report 2020

CORPORATE INFORMATION

BOARD OF DIRECTORS

Kalanithi Maran	Executive Chairman
R. Mahesh Kumar	Managing Director
Kavery Kalanithi	Executive Director
K. Vijaykumar	Executive Director
Kaviya Kalanithi Maran	Executive Director
S. Selvam	Non-Executive Director
M.K. Harinarayanan	Independent Director
J. Ravindran	Independent Director
Nicholas Martin Paul	Independent Director
R. Ravivenkatesh	Independent Director
Desmond Hemanth Theodore	Independent Director
Sridhar Venkatesh	Independent Director
Mathipoorana Ramakrishnan	Independent Director

COMPANY SECRETARY & COMPLIANCE OFFICER

R. Ravi

BANKERS

Axis Bank	ICICI Bank
City Union Bank	Kotak Mahindra Bank
HDFC Bank	State Bank of India
Indian Bank	

AUDITORS

M/s. Deloitte Haskins & Sells LLP
Chartered Accountants,
ASV N Ramana Tower,
52, Venkatanarayana Road,
T. Nagar, Chennai - 600 017.

SECRETARIAL AUDITORS

M/s. Lakshmmi Subramanian & Associates
Practicing Company Secretaries,
Murugesu Naicker Office Complex,
No. 81, Greams Road,
Chennai - 600 006.

REGISTERED OFFICE

Murasoli Maran Towers,
73, MRC Nagar Main Road,
MRC Nagar, Chennai - 600 028.
www.suntv.in

REGISTRAR AND SHARE TRANSFER AGENT

M/s. KFin Technologies Private Limited
Selenium Tower B,
Plot Number 31 & 32, Financial District,
Gachibowli, Hyderabad - 500 032.
www.kfintech.com

AUDIT COMMITTEE

Nicholas Martin Paul	Chairman
J. Ravindran	Member
M.K. Harinarayanan	Member
R. Ravivenkatesh	Member

NOMINATION & REMUNERATION COMMITTEE

J. Ravindran	Chairman
M.K. Harinarayanan	Member
Nicholas Martin Paul	Member
R. Ravivenkatesh	Member

STAKEHOLDERS RELATIONSHIP COMMITTEE

M.K. Harinarayanan	Chairman
J. Ravindran	Member
Nicholas Martin Paul	Member
R. Ravivenkatesh	Member

MANAGEMENT

Kalanithi Maran	Executive Chairman
R. Mahesh Kumar	Managing Director
Kavery Kalanithi	Executive Director
K. Vijaykumar	Executive Director
Kaviya Kalanithi Maran	Executive Director
V. C. Unnikrishnan	Chief Financial Officer
C. Praveen	Chief Operating Officer
S. Kannan	Chief Technical Officer
R. Ravi	Company Secretary and Compliance Officer

Contents**Page Nos**

Financial Performance	3
Notice	4-11
Directors Report	12-24
Management Discussion and Analysis Report	25-30
Corporate Governance Report	31-49
Business Responsibility Report	50-56
Independent Auditors' Report on Standalone Financial Statements	57-65
Standalone Financial Statements	66-128
Independent Auditors' Report on Consolidated Financial Statements	129-135
Consolidated Financial Statements	136-201

FINANCIAL PERFORMANCE FOR LAST 10 YEARS

(All amounts are in Crores of Indian Rupees, unless otherwise stated)

Financial Highlights

Particulars	2019-20	2018-19	2017-18	2016-17	2015-16	2014-15	2013-14	2012-13	2011-12	2010-11
Revenue	3,404.42	3,663.27	2,862.45	2,558.25	2,395.21	2,243.62	2,096.78	1,817.62	1,757.37	1,923.71
Total Income	3,653.35	3,883.22	3,002.10	2,703.80	2,502.75	2,331.45	2,175.99	1,872.64	1,831.57	1,970.50
PBITDA	2,484.99	2,784.26	2,099.13	1,882.52	1,803.48	1,702.04	1,471.73	1,396.42	1,419.54	1,567.16
Operating Expenditure	1,168.36	1,098.96	902.97	821.28	699.27	629.41	633.40	440.73	356.70	365.82
Depreciation & Amortisation	679.33	646.67	439.68	391.14	485.02	587.83	453.34	413.18	443.00	447.38
Profit before Tax	1,797.88	2,135.94	1,658.40	1,490.35	1,334.24*	1,111.99	1,084.71	1,013.94	1,026.32	1,155.32
Profit after Tax	1,371.83	1,394.86	1,093.04	979.41	869.69	737.23	716.96	683.34	694.65	772.22
Equity Dividend %	500%	250%	200%	200%	310%	225%	190%	190%	190%	175%

Key Indicators

Particulars	2019-20	2018-19	2017-18	2016-17	2015-16	2014-15	2013-14	2012-13	2011-12	2010-11
Earnings per share (Rs.)	34.81	35.39	27.74	24.85	22.07**	18.71	18.19	17.34	17.63	19.60
Book Value per share (Rs.)	142.71	138.05	117.75	102.50	89.26	85.76	80.49	73.41	67.12	60.54
PBITDA %	68%	72%	70%	70%	72%	76%	70%	76%	80%	81%
Net Profit Margin %	38%	36%	36%	36%	35%	32%	33%	36%	38%	39%
ROCE %	31%	38%	35%	35%	35%	34%	36%	36%	40%	52%
RONW %	25%	28%	25%	26%	25%	23%	24%	25%	28%	35%

Notes: * Profit Before Tax includes the income from exceptional items (net) of Rs. 17.97 crores.

** EPS includes the EPS on exceptional items (net) of Rs. 0.46 crores.

NOTICE

NOTICE TO SHAREHOLDERS

NOTICE is hereby given that the Thirty Fifth Annual General Meeting of the Shareholders of Sun TV Network Limited will be held on Wednesday, the 16th day of September 2020 at 10.00 a.m. through Video Conferencing (“VC”) / Other Audio-Visual Means (“OAVM”), to transact the following business:

ORDINARY BUSINESS

1. Adoption of Financial Statements:

To receive, consider and adopt the Audited Financial Statements of the Company prepared under Indian Accounting Standards (Ind-AS) as on a standalone and consolidated basis, for the financial year ended March 31, 2020 including the Balance Sheet and the Statement of Profit & Loss Account for the financial year ended on that date, and the Reports of the Board of Directors and Auditors thereon.

2. Confirmation of Interim Dividend:

To confirm the Interim Dividends of Rs. 2.50 per equity share (50%) of face value of Rs. 5.00 each declared on August 9, 2019 and November 12, 2019, Rs. 7.50 per equity share (150%) declared on February 14, 2020 and Rs. 12.50 per equity share (250%) declared on March 9, 2020 already paid, as final dividend for the financial year ended March 31, 2020.

3. Re-appointment of Mr. M. Selvam as Director:

To re-appoint a Director in the place of Mr. S. Selvam, (DIN 00727439) who retires by rotation and being eligible, offers himself for re-appointment.

SPECIAL BUSINESS

4. Ratification of Remuneration of Cost Auditor.

To consider and if thought fit, to pass, with or without modification(s), the following resolution as an Ordinary Resolution:

“RESOLVED THAT pursuant to the provisions of Section 148 and other applicable provisions, if any of the Companies Act, 2013 read with the Companies (Audit & Auditors) Rules, 2014 (including any statutory modification(s) or re-enactment thereof, for the time being in force), the company hereby approves and ratifies the remuneration of Rs. 2,20,000/- (Rupees Two Lakh Twenty Thousand Only) plus applicable taxes and out of pocket expenses payable to M/s. S. Sundar & Associates, Cost Accountants, [Registration No: 101188] for conducting the audit of cost records of the company for the financial year ending March 31, 2021.”

BY ORDER OF THE BOARD

Place: Chennai
Date: August 14, 2020

R. RAVI
COMPANY SECRETARY

NOTICE

NOTES:

1. In view of the massive outbreak of the COVID-19 pandemic, social distancing is a norm to be followed and pursuant to the Circular No. 14/2020 dated April 8, 2020, Circular No. 17/2020 dated April 13, 2020, issued by the Ministry of Corporate Affairs followed by Circular No. 20/2020 dated May 5, 2020 ("MCA Circulars") and Circular No. SEBI/HO/CFD/CMD1/CIR/P/2020/79 dated May 12, 2020 issued by the Securities and Exchange Board of India ("SEBI Circular"), physical attendance of the Members to the EGM / AGM venue is not required and Annual General Meeting (AGM) be held through Video Conferencing (VC) or Other Audio-Visual Means (OAVM). The Board of Directors of the Company has decided to adopt the above guidelines issued by Ministry of Corporate Affairs and SEBI in conducting Annual General Meeting of the Company. Hence, Members can attend and participate in the ensuing Annual General Meeting through VC / OAVM, which may not require physical presence of members at a common venue. The deemed venue for the AGM shall be the Registered Office of the Company.

2. Generally, a member entitled to attend and vote at the meeting is entitled to appoint a proxy to attend and vote on a poll instead of himself and the proxy need not be a member of the Company. Since the 35th AGM is being held through VC / OAVM pursuant to the MCA Circulars, physical attendance of members has been dispensed with. Accordingly, the facility for appointment of proxies by the members will not be available for the 35th AGM and hence the Proxy Form and Attendance Slip are not annexed hereto.

3. Since the AGM will be held through VC / OAVM, the route map of the venue of the Meeting is not annexed hereto.

4. The Explanatory Statement as required under Section 102 of the Companies Act, 2013 in respect of Special Business(s) is attached herewith.

5. Details under Regulation 36(3) of SEBI (Listing Obligations and Disclosure Requirements) Regulations, 2015 in respect of the Director seeking appointment / re-appointment at the Annual General Meeting, form an integral part of the notice. The Director has furnished the requisite declaration for his appointment / re-appointment.

6. The equity shares of the Company are listed on National Stock Exchange of India Limited and BSE Limited.

7. Members holding shares in electronic form are requested to intimate immediately any change in their address or bank mandates to their Depository Participants, with whom they are maintaining their demat accounts. Members holding shares in physical form are requested to advise any change in their address immediately to the Company / Registrar and Share Transfer Agent, M/s. KFin Technologies Private Limited (KFin Tech).

8. Corporate / Institutional Members (Corporate / FIs / FII's / Trust / Mutual Funds /Banks, etc) are required to send scanned copy (PDF format) of the relevant Board resolution authorizing the representative to attend the AGM through VC and vote either through remote e-voting or voting during the AGM. The said Board resolution shall be sent to the Scrutinizer through email to lakshmmi6@gmail.com with a copy to evoting@karvy.com. The file scanned image / pdf file of the Board Resolution should be in the naming format "Corporate Name".

9. Equity Dividend for the Financial Year 2013-14, which remains unpaid and unclaimed, will be due for transfer to the Investor Education and Protection Fund (IEPF) of the Central Government in November 2020. Members who have not encashed their dividend warrants for the financial year 2013-14 or any subsequent financial years, are requested to lodge their claims with the Company's Registrar and Share Transfer Agent.

NOTICE

Members may further note that, pursuant to Section 124 of the Companies Act, 2013, read with the IEPF Authority (Accounting, Audit, Transfer and Refund) Rules, 2016 (as amended), all Shares on which Dividend remains unclaimed for 7 (seven) consecutive years or more have been, and shall be liable to be, transferred to IEPF Account. Members are further advised that in terms of applicable provisions of the Act and IEPF Rules, Unclaimed Dividends and Shares transferred to IEPF can be claimed from the IEPF after following process prescribed in the said Rules.

10. Pursuant to Section 72 of the Companies Act, 2013, shareholders holding shares in physical form may file nomination in the prescribed Form SH-13 with the Company's Registrar and Share Transfer Agent, M/s. KFin Technologies Private Limited. In respect of shares held in electronic / demat form, the nomination form may be filed with the respective Depository Participant.

11. In accordance with Regulation 40 of the Listing Regulations, effective from April 1, 2019, transfers of securities of the Company shall not be processed unless the securities are held in the dematerialized form with a depository. Accordingly, any Member who is desirous of transferring shares (which are held in physical form) can do so only after the shares are dematerialized. Members holding equity shares in physical form are therefore urged to have their shares dematerialized at the earliest and contact their Depository Participant for this conversion.

12. The Securities and Exchange Board of India (SEBI) has mandated the submission of Permanent Account Number (PAN) by every participant in securities market. Members holding shares in electronic form are, therefore, requested to submit the PAN to their Depository Participants with whom they are maintaining their demat accounts. Members holding shares in physical form can submit their PAN details to the Company / Registrars and Transfer Agent, M/s. KFin Technologies Private Limited.

13. Smt. Lakshmmi Subramanian, Senior Partner, M/s. Lakshmmi Subramanian & Associates, Practicing Company Secretary (Membership No. 3534) has been appointed as the Scrutinizer to scrutinize the e-voting and Insta Poll process in a fair and transparent manner.

14. The Scrutinizer, after scrutinizing the votes cast at the meeting and through remote e-voting, will, not later than three days of the conclusion of the meeting, make a consolidated scrutinizer's report and submit the same to the Chairman. The results declared along with the consolidated scrutinizer's report shall be placed on the website of the Company www.suntv.in and on the website of KFin Tech. The results shall simultaneously be communicated to the Stock Exchanges (SE's).

15. DISPATCH OF ANNUAL REPORT THROUGH ELECTRONIC MODE:

I. In compliance with the MCA Circulars and SEBI Circular dated May 12, 2020, Notice of the AGM along with the Annual Report 2019-20 is being sent only through electronic mode to those Members whose email addresses are registered with the Company / Depositories. Members may note that the Notice and Annual Report 2019-20 will also be available on the Company's website www.suntv.in, websites of the Stock Exchanges, i.e., BSE Limited and National Stock Exchange of India Limited at www.bseindia.com and www.nseindia.com respectively, and on the website of Company's Registrar and Transfer Agent, KFin Technologies Private Limited at <https://evoting.karvy.com>.

II. For receiving all communication (including Annual Report) from the Company electronically:

a) Members holding shares in physical mode and who have not registered / updated their email address with the Company are requested to register / update the same by writing to the Company's Registrar and Share Transfer Agent, KFin Technologies Private Limited, Selenium Tower B, Plot No.31-32, Financial District, Gachibowli, Hyderabad- 500 032 or by sending an email request to them at their email ID einward.ris@kfintech.com, along with signed scanned copy of the request letter providing the email address, mobile number, self-attested copy of PAN Card and share certificate.

NOTICE

- b) Members holding shares in dematerialised mode are requested to register / update their email addresses with the relevant Depository Participant.
- c) The Company has also alternatively enabled facility with KFin Technologies Private Limited to allow the Members to register their email address and mobile number on a temporary basis by providing the basic credentials which may be asked for verification during the process. Members may access the link https://ris.kfintech.com/email_registration/ and directly register their email address and mobile number for receiving a soft copy of the AGM Notice and the Annual Report.

III. The Company is sending through email, the AGM Notice and the Annual Report to the Members whose name is recorded as on Friday, August 21, 2020 in the Register of Members or in the Register of Beneficial Owners maintained by the depositories. Any person who acquires shares of the Company and becomes a Member of the Company after August 21, 2020 being the date reckoned for the dispatch of the AGM Notice and Annual Report and who holds shares as on the cut-off date i.e. September 9, 2020 or has registered his / her / its email address after the dispatch of the AGM Notice, he / she / it may obtain the User ID and Password in any of the manner as mentioned below:

- i. If the mobile number of the Member is registered against Folio No. / DP ID Client ID, the Member may send SMS: MYEPWD <space> E-Voting Event Number + Folio number or DP ID Client ID to +91-9212993399
- ii. If email address or mobile number of the Member is registered against Folio No. / DP ID Client ID, then on the home page of <https://evoting.karvy.com>, the Member may click “Forgot Password” and enter Folio No. or DP ID Client ID and PAN to generate a password.
- iii. Member may call KFin Tech Toll free number 1-800-3454-001 for any assistance.
- iv. Member may send an email request to einward.ris@kfintech.com. However KFin Tech shall endeavour to send User ID and Password to those new Members whose email id’s are available.

16. VOTING THROUGH ELECTRONIC MEANS

In compliance with provisions of Section 108 of the Companies Act, 2013 read with the Companies (Management and Administration) Rules, 2014 and subject to Regulation 44 of the Listing Regulations, the Company is pleased to offer “Remote E-Voting facility” and “Insta Poll” during the AGM to the shareholders to enable them to cast their votes electronically at the 35th Annual General Meeting (AGM). The Company has entered into an arrangement with M/s. KFin Technologies Private Limited for facilitating the e-voting.

PROCEDURE FOR REMOTE E-VOTING

In terms of Regulation 44 of SEBI (Listing Obligations and Disclosure Requirements) Regulations, 2015, the Company is pleased to provide the facility to Members to exercise their right to vote by electronic means. A person, whose name is recorded in the register of members or in the register of beneficial owners maintained by the depositories as on the cut-off date i.e. September 9, 2020 only shall be entitled to avail the facility of remote e-voting. The e-voting period will commence from Sunday, September 13, 2020 at 9.00 a.m and will end on Tuesday, September 15, 2020 at 5.00 p.m. The e-voting module will be disabled on September 15, 2020 at 5.00 p.m. The voting rights shall be reckoned on the paid up value of shares registered in the name of the member / beneficial owner (in the case of electronic shareholding) as on the cut-off date i.e. September 9, 2020.

The instructions for e-voting are as under:

- a) Open your web browser during the voting period and navigate to ‘<https://evoting.karvy.com>’ and enter the login credentials (i.e. user-id & password).

NOTICE

User - ID	For Shareholder(s) / Beneficial Owner(s) Holding Shares In Demat Form:- a) For NSDL:- 8 Characters DP ID Followed By 8 Digits Client ID b) For CDSL:- 16 Digits Beneficiary ID For Members holding shares in Physical Form:- • Folio Number registered with the company
Password	Your Unique password sent via email forwarded through the electronic notice
Captcha	Enter the Verification code for Security reasons i.e., please enter the alphabets and numbers in the exact way as they are displayed.

- b) After entering these details appropriately, click on "LOGIN".
- c) Members holding shares in Demat / Physical form will now reach password change menu wherein they are required to mandatorily change their login password in the new password field. The new password has to be minimum eight characters consisting of at least one upper case (A - Z), one lower case (a - z), one numeric value (0 - 9) and a special character (like *, #, @ etc.). Kindly note that this password can be used by the Demat holders for voting for resolution of any other Company on which they are eligible to vote, provided that Company opts for e-voting through M/s. KFin Technologies Private Limited e-voting platform. System will prompt you to change your password and update any contact details like mobile no, email ID etc on 1st login. You may also enter the Secret Question and answer of your choice to retrieve your password in case you forget it. It is strongly recommended not to share your password with any other person and take utmost care to keep your password confidential. Kindly ensure that you note down your password for future reference.
- d) You need to login again with the new credentials.
- e) On successful login, system will prompt to select the 'Event' i.e., 'Sun TV Network Limited'.
- f) If you are holding shares in Demat form and had logged on to <https://evoting.karvy.com> and casted your vote earlier for any other company, then your existing login id and password are to be used.
- g) On the voting page, you will see Resolution Description and against the same the option 'FOR / AGAINST / ABSTAIN' for voting. Enter the number of shares under 'FOR / AGAINST / ABSTAIN' or alternatively you may partially enter any number in 'FOR' and partially in 'AGAINST', but the total number in 'FOR / AGAINST' taken together should not exceed your total shareholding. If you do not want to cast a vote, you may select 'ABSTAIN'.
- h) After selecting the resolution if you have decided to cast vote on the same, click on "SUBMIT" and a confirmation box will be displayed. If you wish to confirm your vote, click on "OK", else to change your vote, click on "CANCEL" and accordingly modify your vote.
- i) Once you 'CONFIRM' your vote on the resolution, you will not be allowed to change it subsequently or cast the vote again. You may participate in the general meeting even after exercising your right to vote through remote e-voting but shall not be allowed to vote again.
- j) In case of any query and / or grievance in respect of e-voting, Members may refer to the "Help & Frequently Asked Questions (FAQs) and "E-voting user manual" available at the download section of <http://evoting.karvy.com> or contact Mr. Sai Karthik Tikkiseti, Manager- Corporate Registry, M/s. KFin Technologies Private Limited, Selenium Tower B, Plot Nos. 31 & 32, Gachibowli, Financial District, Hyderabad – 500 032, Phone No. 040-67161509 / Mobile No. 7013975422 email: Karthik.tikkiseti@kfintech.com or call KFin Tech on phone no. 040-67162222 and Toll free No. 1-800-3454-001 or send an email to einward.ris@kfintech.com or evoting@fintech.com for any further clarifications.
- k) A person who is not a Member as on the cut-off date, should treat this Notice for information purpose only.

NOTICE

17. PROCEDURE FOR JOINING THE AGM THROUGH VC / OAVM

- i. Members will be provided with a facility to attend the AGM through VC platform provided by M/s. KFin Technologies Private Limited. Members may access the platform to attend the AGM through VC at <https://emeetings.kfintech.com> and login by using their remote e-voting credentials and clicking on the tab "Video Conference". The link for the AGM will be available in the 'shareholders / members' login where the EVENT and the Name of the Company can be selected. Members who do not have the user ID and Password for e-voting or have forgotten the User ID and Password may retrieve the same by following the remote e-voting instructions mentioned in this Notice.
- ii. The facility for joining the AGM shall open 15 minutes before the scheduled time of the commencement of the AGM and shall be closed after the expiry of 15 minutes after such schedule time.
- iii. Please note that participants connecting from mobile devices or tablets, or through laptops via mobile hotspot may experience audio / video loss due to fluctuation in their respective networks. Members are advised to use a stable Wi-Fi or LAN Connection to participate in the AGM in a smooth manner.
- iv. Members who would like to express their views or Post their Queries at the AGM may login on to <https://emeetings.kfintech.com> and click on "Post your Queries" to post their queries / views / questions in the window provided therein by mentioning their name, demat account number / folio number, email id, and mobile number. The window will open on Saturday, September 12, 2020 at 9:00 a.m. and close on Monday, September 14, 2020 at 5:00 p.m.
- v. Members who wish to speak at the AGM may by logging on to <https://emeetings.kfintech.com> and clicking on the 'Speaker Registration' tab available on the screen and either pre-record the question and upload or record the question (<50MB and not exceeding 3 mts. duration) in the module itself. The Speaker Registration will open on Saturday, September 12, 2020 at 9:00 a.m. and close on Monday, September 14, 2020 at 5:00 p.m. The Company reserves the right to restrict the speakers at the AGM to only those Members who have registered themselves, depending on the availability of time for the AGM.
- vi. Members will be allowed to attend the AGM through VC / OAVM on first come, first served basis.
- vii. In case of joint holders attending the Meeting, only such joint holder who is higher in the order of names will be entitled to vote at the AGM.
- viii. Members attending the AGM through VC / OAVM shall be reckoned for the purpose of quorum under Section 103 of the Act.
- ix. Members who have voted through Remote e-voting will be eligible to attend the AGM. However, they shall not be allowed to cast their vote again during the AGM.
- x. Members attending the AGM through VC and who have not cast their vote through remote e-voting shall be eligible to cast their vote through e-voting system available during the AGM. E-voting during the AGM is integrated with the VC platform and no separate login is required for the same.
- xi. The e-voting "Thumb" sign on the left side of the video conferencing screen shall become activated on the instructions of the Chairman during the AGM proceedings. Members can then click on the same and they will be taken to the "Instapoll" page for casting their votes. On clicking the "Instapoll" icon, Members will reach the Resolutions page. Please follow the instructions given and vote on the Resolutions.
- xii. Members who need any technical assistance or support before or during the AGM may contact Mr. Lakshmana Murthy, Senior Manager, KFin Technologies Private Limited @ 9177401088 or Toll Free No.1-800-3454-001; or send an email request to lakshmana.murthy@kfintech.com or evoting@kfintech.com.

ANNEXURE TO NOTICE**Explanatory Statement (Pursuant to Section 102 of the Companies Act, 2013)**

As required by Section 102 of the Companies Act, 2013 (Act), the following explanatory statements set out all material facts relating to the business(s) mentioned under Item No. 3 & 4 of the accompanying Notice:

Item no. 3

Though not statutorily required, the following is being provided as an additional information to the Members.

Pursuant to the provisions of Section 152 and other applicable provisions of the Companies Act, 2013 and the Company's Articles of Association, not less than two-thirds of total number of Directors of the Company shall be liable to retire by rotation. One third of these Directors must retire from office at each AGM, but each retiring director is eligible for re-election at such meeting. Independent directors are not subject to retirement by rotation.

In the 35th AGM, Mr. S. Selvam is required to retire by rotation and being eligible, has offered himself for re-appointment.

Keeping in view Mr. S. Selvam's rich and varied experience in the Industry, his involvement in the operations of the Company over a long period of time, the Board of Directors is of the opinion that it would be in the interest of the Company to re-appoint him as a Non-Executive, Non-Independent Director of the Company.

The Members approved the continuation of directorship of Mr. S. Selvam who had attained the age of over 75 years, by way of special resolution passed through Postal ballot dated April 26, 2019, pursuant to Regulation 17(1A) of the SEBI (Listing Obligations and Disclosure Requirements) Regulations, 2015. Accordingly, no further approval is being sought regarding the same as a part of this Notice. Additional information in respect of Mr. S. Selvam, pursuant to Regulation 36 of SEBI (Listing Obligations and Disclosure Requirements) Regulations, 2015 and the Secretarial Standards on General Meetings (SS-2) and brief profile of Mr. S. Selvam is given at Annexure A to this Notice.

The Board of Directors recommends the resolution in relation to the re-appointment of Mr. S. Selvam as set out in Item No. 3 for approval of the Members by way of an Ordinary Resolution.

Except the above Director, none of the Directors or Key Managerial Personnel (KMP) or relatives of directors and KMP are concerned or interested in the Resolution at Item No. 3 of the accompanying Notice

Item no. 4

The Board of Directors of the Company at their meeting held on June 26, 2020 had, on recommendation of the Audit Committee, appointed M/s. S. Sundar & Associates, Cost Accountants, [Registration No: 101188] as the Cost Auditors of the Company for the financial year ending March 31, 2021 at a remuneration of Rs. 2,20,000/- (Rupees Two Lakh and Twenty Thousand Only) plus applicable taxes and re-imbursalment of out of pocket expenses as determined by the Board based on the recommendation of Audit Committee.

ANNEXURE TO NOTICE

As per Section 148 of the Companies Act, 2013 and applicable rules thereunder, the remuneration payable to the Cost Auditor is to be ratified by the members of the Company.

The Board considers the remuneration payable to the Cost Auditor as fair and recommends the resolution contained in Item No: 4 of the accompanying notice for approval of the members as an Ordinary Resolution.

None of the Directors or Key Managerial Personnel (KMP) or relatives of directors and KMP are concerned or interested in the Resolution at Item No. 4 of the accompanying Notice.

BY ORDER OF THE BOARD

Place: Chennai
Date: August 14, 2020

**R. RAVI
COMPANY SECRETARY**

ANNEXURE - A

DETAILS OF DIRECTORS SEEKING APPOINTMENT/ RE-APPOINTMENT AT THE ANNUAL GENERAL MEETING

(Pursuant to Regulation 36(3) of the SEBI (Listing Obligations and Disclosure Requirements) Regulations, 2015)

Name of the Director	Mr. S. Selvam
Brief profile	Mr. S. Selvam, aged about 80 years, is a Non-Executive Director of the Company who joined the Board in August 2008 who is a graduate in Arts from Madras University and has over three decades of tremendous and rich experience in the media industry. He produced about 40 films in South Indian regional languages and scripted number of regional films
Directorship held in other Companies (Excluding Private Companies and Foreign Companies)	NIL
Memberships / Chairmanships of Committees in Public Companies (Excluding this Company)	NIL
Shareholding	68,59,805 Equity Shares
Relationships between Directors inter-se	NIL

[This space has been intentionally left blank]

REPORT OF THE DIRECTORS TO THE SHAREHOLDERS

Your Directors are pleased to present the Thirty Fifth Annual Report and Audited Financial Statements of the Company for the financial year ended March 31, 2020.

FINANCIAL HIGHLIGHTS

The financial highlights for the year ended March 31, 2020 are given below:

(Rs. in Crore)

Particulars	Standalone for the year ended		Consolidated for the year ended	
	March 31, 2020	March 31, 2019	March 31, 2020	March 31, 2019
Total Income	3,653.35	3,883.22	3,780.50	4,009.65
Total Expenditure	1,855.47	1,747.28	1,956.88	1,840.32
Profit before share of profit / (Loss) of Joint Ventures and tax	1,797.88	2,135.94	1,823.62	2,169.33
Share of profit / (Loss) from a joint venture	-	-	(4.17)	15.41
Profit before tax	1,797.88	2,135.94	1,819.45	2,184.74
Income tax expense	426.05	741.08	433.96	751.06
Profit for the year	1,371.83	1,394.86	1,385.49	1,433.68
Profit for the year attributable to:				
- Owners of the Company	-	-	1,385.16	1433.27
- Non- Controlling Interest	-	-	0.33	0.41
Other Comprehensive Income				
Net other comprehensive income not to be reclassified to profit or loss in subsequent periods	(0.54)	(0.54)	0.18	(1.31)
Other Comprehensive Income for the year attributable to:				
- Owners of the Company	-	-	0.18	(1.29)
- Non- Controlling Interest	-	-	0.00	(0.02)
Total comprehensive income for the year	1,371.29	1,394.32	1,385.67	1432.37
Total Comprehensive Income for the year attributable to:				
- Owners of the Company	-	-	1,385.34	1431.96
- Non – Controlling Interest	-	-	0.33	0.41
Total comprehensive income for the year	1,371.29	1,394.32	1,385.67	1432.37
Retained Earnings at the beginning of the year	4,287.86	3,487.41	4,373.83	3535.73
Interim Dividend	985.21	492.61	985.21	492.61
Tax on Interim Dividend	202.51	101.26	202.51	101.26
Retained Earnings at the end of the year	4,471.43	4,287.86	4,571.45	4373.83
Earnings Per Share (Face Value Rs. 5/-)	34.81	35.39	35.16	36.38

REPORT OF THE DIRECTORS TO THE SHAREHOLDERS

SUMMARY OF OPERATIONS

The Total Income for the year ended March 31, 2020 was Rs. 3,653.35 crore as against Rs. 3,883.22 crore during the previous year ended March 31, 2019. Profit Before Tax was Rs. 1,797.88 crore as against Rs. 2,135.94 crore in the previous year. Profit After Tax was Rs. 1,371.83 crore as against Rs. 1,394.86 crore in the previous year.

BUSINESS OVERVIEW

Your Company, one of the largest Television Broadcasters in India operating Satellite Television Channels across five languages of Tamil, Telugu, Kannada, Malayalam and Bangla and airing FM radio stations across India continues to have sustained and increased viewership of its channels with Sun TV being the most watched channel in India.

M/s. South Asia FM Limited, subsidiary of your Company, has launched one more FM Radio Station in Agartala on June 8, 2019.

DIVIDEND

In accordance with the Dividend Distribution Policy adopted by the Board and available on the website of the Company, the Board of Directors during the financial year ended March 31, 2020 declared the Interim Dividends of Rs. 2.50 per equity share (50%) of face value of Rs. 5.00 each declared on August 9, 2019, and November 12, 2019 and Rs. 7.50 per equity share (150%) declared on February 14, 2020, and Rs. 12.50 per equity share (250%) of face value of Rs. 5.00 each on March 9, 2020 and have not recommended any Final Dividend. The dividend payout would result in a total dividend of 500%, i.e., Rs. 25.00 per equity share of face value of Rs. 5.00 each for the financial year ended March 31, 2020. (Prev. Year of 250%, i.e., Rs. 12.50 per equity share of face value of Rs. 5.00 each). The Payout ratio for the year stood at 86.58%.

TRANSFER TO RESERVES

During the financial year 2019 - 20, no amount has been transferred to the General Reserve.

DIRECTORS' RESPONSIBILITY STATEMENT

In terms of Section 134 of the Companies Act, 2013 your Directors confirm that, to the best of their knowledge and belief:

- ◆ In the preparation of the Statement of Profit & Loss for the financial year ended March 31, 2020 and Balance Sheet at that date ("financial statements"), the applicable accounting standards have been followed along with proper explanation relating to material departures.
- ◆ Appropriate accounting policies have been selected and applied them consistently and made such judgments and estimates that are reasonable and prudent so as to give a true and fair view of the state of affairs of the Company as at the end of the financial year and of the profit of the Company for that period;
- ◆ Proper and sufficient care for the maintenance of adequate accounting records in accordance with the provisions of this Act for safeguarding the assets of the Company and for preventing and detecting fraud and other irregularities. To ensure this, the Company has established internal control systems, consistent with its size and nature of operations. In weighing the assurance provided by any such system of internal controls its inherent limitations should be recognized. These systems are reviewed and updated on an ongoing basis. Periodic internal audits are conducted to provide reasonable assurance of compliance with these systems. The Audit Committee meets at regular intervals to review the internal audit function;
- ◆ The financial statements have been prepared on a going concern basis.
- ◆ Proper internal financial controls were in place and that the financial controls were adequate and were operating effectively.
- ◆ Proper systems are in place to ensure compliance of all laws applicable to the Company;

REPORT OF THE DIRECTORS TO THE SHAREHOLDERS

CORPORATE SOCIAL RESPONSIBILITY (CSR)

In accordance with Section 135 of the Companies Act, 2013, the Company has constituted a Corporate Social Responsibility Committee. The CSR Committee of the Company has approved a CSR policy. The Annual report on CSR activities as required under Companies (Corporate Social Responsibility Policy) Rules, 2014 has been appended in Annexure I to this Report. Further details relating to the Corporate Social Responsibility Committee are provided in the Corporate Governance Report, which forms part of this report.

SUBSIDIARY COMPANIES

Your Company has two subsidiaries viz., M/s. Kal Radio Limited and M/s. South Asia FM Limited (SAFM). SAFM is a subsidiary which has been classified as Joint Venture (JV) as per Ind-AS in financial statements of the Company and accounted as per applicable Ind-AS accounting standard framework. There has been no material change in the nature of business of the subsidiaries. Shareholders interested in obtaining a copy of the audited annual accounts of the subsidiary companies may write to the Company Secretary. In terms of proviso to sub section (3) of Section 129 of the Act, the salient features of the financial statement of the subsidiaries is set out in the prescribed Form AOC – 1 as Annexure II which forms part of the annual report.

AUDITORS AND SECRETARIAL AUDITORS

At the 32nd Annual General Meeting (AGM) held on September 22, 2017 the shareholders had approved the appointment of M/s. Deloitte Haskins & Sells LLP, Chartered Accountants, (ICAI Firm Registration No: 117366W/W-100018), as the Statutory Auditors of the Company for a term of five years, i.e. till the conclusion of 37th AGM to be held in the year 2022. Pursuant to the amendment of Section 139 of the Companies Act, 2013, the requirement of seeking ratification for continuance of the Statutory Auditors at every AGM is no longer required and accordingly the Notice of ensuing AGM does not include the proposal of seeking shareholder's ratification for continuance of Statutory Auditors.

As per the provisions of Section 204 of the Companies Act, 2013 and The Companies (Appointment and Remuneration of Managerial Personnel) Rules, 2014, the Company has appointed Smt. Lakshmmi Subramanian, Senior Partner of M/s. Lakshmmi Subramanian & Associates, a firm of Company Secretaries in Practice to undertake the Secretarial Audit of the Company. The Secretarial Audit Report for the financial year under review is annexed herewith as Annexure III.

The unmodified / unqualified report of Statutory Auditors and Secretarial Auditors forms part of this report.

TRANSACTIONS WITH RELATED PARTIES

All Related Party Transactions entered during the year were in Ordinary Course of Business and at Arm's Length basis. No Material Related Party Transactions, i.e. transactions exceeding 10% of the annual consolidated turnover as per the last audited financial statement, were entered during the year by your Company. Accordingly, the disclosure of Related Party Transactions as required under Section 134(3)(h) of the Companies Act, 2013, in Form AOC-2 is not applicable.

The Policy on Materiality of Related Party Transactions and on dealing with Related Party Transactions as approved by the Board is put up on the Company's website and can be accessed at www.suntv.in.

COST AUDIT

In pursuance of Section 148 of the Companies Act, 2013 read with Companies (Cost Records and Audit) Rules, 2014 M/s. S. Sundar & Associates, Cost Accountants, was engaged to carry out Audit of Cost Records of the Company for the Financial Year 2019-20. Requisite proposal seeking ratification of remuneration payable to the Cost Auditor forms part of the notice of ensuing Annual General Meeting.

MATERIAL SUBSIDIARY COMPANY

As per Regulation 16 of the Listing Regulations, your Company has no material subsidiary company, whose turnover or net worth exceeds 10% of the consolidated turnover or net worth respectively of your Company and its subsidiaries in the immediately preceding accounting year.

REPORT OF THE DIRECTORS TO THE SHAREHOLDERS

TRANSFER TO THE INVESTOR EDUCATION AND PROTECTION FUND

In terms of Section 125 (2) of the Companies Act, 2013, an amount of Rs. 5,30,164 being unclaimed dividend pertaining to the financial year 2011-12 & 2012-13, had been transferred during the year to the Investor Education and Protection Fund established by the Central Government.

DIRECTORS

None of the Company's directors are disqualified from being appointed as a director as specified in Section 164 (2) of the Companies Act, 2013.

RETIREMENT BY ROTATION

As per the provisions of the Companies Act, 2013, Mr. S. Selvam, Non-executive Director of the Company will retire at the ensuing AGM and being eligible, seeks re-appointment. The Board of Directors recommend his re-appointment.

The information on the particulars of director eligible for re-appointment in terms of Regulation 36(3) of the SEBI (Listing Obligations and Disclosure Requirements) Regulations 2015, has been provided in annexure to the notice convening the Annual General Meeting.

CHANGES IN BOARD OF DIRECTORS

Mrs. Mathipoorana Ramakrishnan was appointed as a Woman Independent Director of the Company with effect from June 21, 2019 and her appointment was regularised in the 34th Annual General Meeting held on September 27, 2019.

KEY MANAGERIAL PERSONNEL

Pursuant to the provisions of Section 203 of the Companies Act, 2013 the Key Managerial Personnel of the Company are Mr. R. Mahesh Kumar, Managing Director, Mr. V.C. Unnikrishnan, Chief Financial Officer and Mr. R. Ravi, Company Secretary.

SHARE CAPITAL

During the year, there was no change in the Paid-up Share Capital of the Company. However, the Company increased its Authorised Capital to Rs. 600 Crore (Rupees Six Hundred Crore Only) from Rs. 225 Crore (Rupees Two Hundred and Twenty Five Crore Only) during the Financial Year, through Postal Ballot dated April 26, 2019.

CHANGES IN MEMORANDUM AND ARTICLES OF ASSOCIATION:

During the year, the Company altered its Memorandum and Articles of Association to be in line with the Companies Act, 2013, through Postal Ballot dated April 26, 2019.

CORPORATE GOVERNANCE REPORT, MANAGEMENT DISCUSSION & ANALYSIS REPORT AND OTHER INFORMATION REQUIRED UNDER THE COMPANIES ACT, 2013 AND SEBI (LISTING OBLIGATIONS AND DISCLOSURE REQUIREMENTS) REGULATIONS, 2015

As required under Regulation 34 and Schedule V of SEBI (Listing Obligations and Disclosure Requirements) Regulations, 2015 (hereinafter referred to as "Listing Regulations") with the Stock exchanges, we continue to be a pioneer in benchmarking our corporate governance policies with the best in the media industry. The report on Management Discussion and Analysis, Corporate Governance as well as the Practicing Company Secretaries' certificate regarding compliance of conditions of Corporate Governance forms part of the Annual Report.

BUSINESS RESPONSIBILITY REPORT

As stipulated under the Listing Regulations, the Business Responsibility Report describing the initiatives taken by the Company from an environmental, social and governance perspective is attached as a part of the Annual Report and the said report will also be available on the website of the Company.

REPORT OF THE DIRECTORS TO THE SHAREHOLDERS

PARTICULARS OF EMPLOYEES

Sun TV Network Limited had 1352 employees as of March 31, 2020 (previously 1476). In accordance with the provisions of Section 197 (12) of the Companies Act, 2013 read with Rule 5 of The Companies (Appointment and Remuneration of Managerial Personnel) Rules, 2014 the required information is provided in the Annual Report which forms part of this Report. However, as per the provisions of Section 136 of the Companies Act, 2013, the Annual Report is being sent to all the Shareholders of the Company excluding the aforesaid information. The said information is available for inspection at the registered office of the Company during working hours.

SIGNIFICANT / MATERIAL ORDERS PASSED BY THE REGULATORS OR COURTS

There were no significant or material orders passed by the regulators or courts or tribunals impacting the going concern status and Company's operations in future.

MATERIAL CHANGES AND COMMITMENTS AFFECTING THE FINANCIAL POSITION OF THE COMPANY BETWEEN THE END OF THE FINANCIAL YEAR AND THE DATE OF THE REPORT

There were no material changes and commitments affecting the financial position of the Company occurred between the end of financial year to which this financial statements relate to and the date of this Report.

EXTRACT OF ANNUAL RETURN

The extract of Annual Return as provided under Section 92 (3) of the Companies Act, will be available on the website of the Company www.suntv.in.

NUMBER OF MEETINGS OF THE BOARD

During the financial year, Six Board Meetings were held. The details of meetings are furnished in the Corporate Governance Report. The intervening gap between the Meetings did not exceed one hundred and twenty days.

INDEPENDENT DIRECTORS' DECLARATION

All Independent Directors have given declarations that they meet the criteria of independence as laid down under Section 149(6) of the Companies Act, 2013 and Regulation 16(1)(b) of the Listing Regulations.

POLICY OF DIRECTORS' APPOINTMENT AND REMUNERATION

The Company's policy on Director's appointment and remuneration including criteria for determining qualifications, positive attributes, independence of a director and other matters provided in Section 178(3) of the Companies Act, 2013 is available at the Company's website www.suntv.in. Further, information about elements of remuneration package of individual directors are provided in the extract of Annual Return Form MGT - 9.

BOARD DIVERSITY

The Company recognizes that a Board of diverse and inclusive culture is integral to its success. Ethnicity, age and gender diversity are areas of strategic focus to the composition of our Board. The Board considers that its diversity, including gender diversity, is a vital asset to the business. The Board has adopted the Board Diversity policy which can be accessed at www.suntv.in.

COMMITTEES OF THE BOARD

The details pertaining to the composition of the various Committees of the Board of Directors are included in the Corporate Governance Report, which forms part of this report.

PARTICULARS OF LOANS, GUARANTEES AND INVESTMENT

Details of Loans, Guarantees and Investments covered under the provisions of Section 186 of the Companies Act, 2013 are given in the notes to the Financial Statements (Note No. 6 & 9).

REPORT OF THE DIRECTORS TO THE SHAREHOLDERS

INTERNAL CONTROL

The information about internal controls is set out in the Management Discussion & Analysis Report, which is attached and forms part of this report.

PUBLIC DEPOSITS

Your Company has not accepted any Deposits from the public in terms of Section 73 of the Companies Act, 2013 during the financial year under review.

RISK MANAGEMENT

As per the provisions of Section 134 of the Companies Act, 2013 and Regulation 21 of the Listing Regulations, the Board has constituted a Risk Management Committee comprising of Independent Directors. The Risk Management is overseen by the Risk Management Committee of the Company on a continuous basis. Major risks identified by the businesses and functions are systematically addressed through mitigating actions on a continuous basis. For details, please refer to the Management Discussion and Analysis report which form part of the Board's Report.

FAMILIARIZATION PROGRAMME FOR INDEPENDENT DIRECTORS

The Company has practice of conducting structured induction and familiarization programme of the independent directors as detailed in the Corporate Governance Report which forms part of the Annual Report.

VIGIL MECHANISM / WHISTLE BLOWER POLICY

As per Section 177 (10) of the Companies Act, 2013 and Regulation 22 of the Listing Regulations, the Company has a vigil mechanism to deal with instance of fraud and mismanagement, if any. The details of policy are explained in the Corporate Governance Report. Policy on Vigil Mechanism is hosted on the website.

PERFORMANCE AND FINANCIAL POSITION OF SUBSIDIARIES

The financial position of each of the subsidiaries is provided in a separate statement AOC – 1, attached to the Financial Statement pursuant to first proviso of Section 129(3) of the Companies Act, 2013 as Annexure II.

INDEPENDENT DIRECTORS' MEETING

As per Regulation 25 of the Listing Regulations, a separate meeting of Independent Directors was held during the financial year. The detailed information is given in the Corporate Governance Report.

BOARD EVALUATION

In terms of applicable provisions of the Companies Act, 2013 and SEBI Listing Regulations, the Board has carried out a formal annual evaluation of its own performance, the directors individually as well as the functioning of its committees. A detailed explanation has been given in the Corporate Governance Report.

POLICY ON INSIDER TRADING

Pursuant to the provisions of the SEBI (Prohibition of Insider Trading) Regulations, 2015, as amended the Code of Conduct to regulate, monitor and report trading by Designated Persons and their Immediate and the policy for fair disclosure of unpublished price sensitive information has been made available on the Company's website (www.suntv.in).

POLICY ON PREVENTION, PROHIBITION AND REDRESSAL OF SEXUAL HARASSMENT AT WORKPLACE

The Company has zero tolerance for sexual harassment at workplace and has adopted an Anti-Sexual Harassment policy in line with the provisions of the Sexual Harassment of Women at workplace (Prevention, Prohibition and Redressal) Act, 2013 and the Rules thereunder. During the year under review no complaints on sexual harassment were received. The Company has constituted Internal Complaints Committee with five members to consider and resolve sexual harassment complaints. The Committee met once in the financial year ended March 31, 2020.

REPORT OF THE DIRECTORS TO THE SHAREHOLDERS

INFORMATION AS REQUIRED UNDER SECTION 134(3)(m) OF THE COMPANIES ACT, 2013 READ WITH RULE 8(3) OF THE COMPANIES (ACCOUNTS) RULES, 2014

(A) CONSERVATION OF ENERGY

The Company is engaged in Satellite Television Broadcasting operations and the information, as intended under Section 134 (3)(m) does not arise.

(B) TECHNOLOGY ABSORPTION, ADAPTATION AND INNOVATION

The Company uses the latest high definition (HD) digital technology in broadcasting its programs. The outdated technologies are constantly identified and updated with latest innovations.

(C) FOREIGN EXCHANGE EARNINGS AND OUTGO

(Rs. in Crore)

PARTICULARS	March 31, 2020	March 31, 2019
Foreign Exchange Earnings	211.58	216.95
Foreign Exchange Outgo	82.02	74.18

CONSOLIDATED FINANCIAL STATEMENTS

As required by Indian Accounting Standard – Ind-AS 110 & Ind-AS 27 on Consolidated Financial Statements issued by The Institute of Chartered Accountants of India, the Audited Consolidated Financial Statements of the Company are attached. The Audited Consolidated Financial Statements also account for the non-controlling interest of your Company's subsidiary.

CERTIFICATIONS

The Managing Director and the Chief Financial Officer have submitted a certificate to the Board regarding the financial statements and other matters as required under Regulation 17(8) of the Listing Regulations and the Managing Director has confirmed the Code of Conduct as envisaged in Listing Regulations. In terms of Regulation 34 of SEBI (Listing Obligations and Disclosure Requirements) Regulations, 2015, an Independent professional has given a Certificate on Corporate Governance Compliance and a Certificate stating that none of the Directors are disqualified, which forms part of the report.

APPRECIATION AND ACKNOWLEDGEMENT

Your Directors take this opportunity to place on record their deep appreciation of the dedication, hard work, solidarity, co-operation, support and commitment of employees at all levels in maintaining the sustained growth of your Company and remain in the forefront of media and entertainment business.

Your Directors thank and express their gratitude for the support and co-operation received from the Central and State Governments – mainly the Ministry of Information and Broadcasting and the Department of Telecommunication – and other stakeholders including viewers, producers, vendors, financial institutions, banks, investors, service providers as well as regulatory and governmental authorities and stock exchanges, for their continued support.

On behalf of the Board

Place : Chennai
Date : August 14, 2020

Kalanithi Maran
Chairman

ANNEXURE I : ANNUAL REPORT ON CORPORATE SOCIAL RESPONSIBILITY (CSR) ACTIVITIES

(Section 135 of the Companies Act, 2013 read with the Companies (CSR Policy) Rules, 2014)

1. A brief outline of the Company's CSR policy, including overview of projects or programmes proposed to be undertaken and a reference to the web-link to the CSR policy and projects or programmes

The Corporate Social Responsibility Committee of the Board had approved a CSR policy with primary focus on health care, women empowerment, environmental sustainability, contributing to rural development projects and promotion of Arts and Culture. Besides these focus areas, the Company shall also undertake any other CSR activities listed in Schedule VII of the Companies Act, 2013. The CSR Policy of the Company can be viewed on www.suntv.in

2. Composition of the CSR Committee

Mr. K. Vijaykumar	-	Chairman
Mr. R. Mahesh Kumar	-	Member
Mr. Nicholas Martin Paul	-	Member

3. Average net profit of the company for the last three financial years - Rs. 1,688.11 crore

4. Prescribed CSR Expenditure (two percent of the amount as in item 3 above)

The Company is required to spend Rs. 33.76 Crore towards CSR.

5. Details of CSR spend during the Financial Year :

- a) Total amount to be spent for the financial year - Rs. 33.76 crore
- b) Amount unspent, if any - Rs. Nil
- c) Manner in which the amount spent during the financial year is detailed below:

(Rs. in Crore)

S.No.	Projects / Activities	Sector	Locations	Amount Outlay (Budget) Project or Programs wise	Amount spent on the project or programs	Cumulative Expenditure upto the reporting periods	Amount spent : Direct or through implementing agency
1.	Construction of classrooms, Medical aid for needy and poor and preventive healthcare	Promoting Education and healthcare	Across India	-	10.65	10.65	Through Trust - Sun Foundation
2.	Promoting education, infrastructure in Public Schools, sanitation, preventive health care and other facilities in the slum area.	Promoting Education, health care and sanitation, slum area development	Across India	-	18.17	18.17	Direct
3.	Relief for Flood affected people of Tamil Nadu and Kerala	Chief Minister's Relief Fund, Natural Calamity	Karnataka	-	5.00	5.00	Direct
	Total				33.82	33.82	

6. The Company also spent Rs.17.80 crore towards the CSR for promoting education, improving quality of life at slum dwellings, sanitation facilities etc., relating to the previous years.

7. The implementation and monitoring of CSR Policy is in compliance with CSR objectives and policy of the Company.

K. Vijaykumar
Chairman of CSR Committee

Nicholas Martin Paul
Director

**ANNEXURE - II
FORM AOC - 1**

FORM AOC – 1 – Statement containing salient features of the financial statement of Subsidiaries / Associate Company / Joint Ventures

(Pursuant to first proviso to sub-section (3) of Section 129 read with Rule 5 of the Companies (Accounts) Rules, 2014)

**Part “A” : Subsidiaries
(All amounts are in Crore of Indian Rupees, Unless otherwise stated)**

S. No.	Particulars	Name of the Subsidiary
		M/s. Kal Radio Limited
1.	Reporting period for the subsidiary concerned, if different from the holding company's reporting period	1 st April, 2019 to 31 st March, 2020
2.	Reporting currency and Exchange rate as on the last date of the relevant Financial year in the case of foreign subsidiaries	INR
3.	Share Capital	151.17
4.	Reserves & Surplus	220.72
5.	Total Assets	458.94
6.	Total Liabilities	458.94
7.	Investments	14.97
8.	Turnover	115.43
9.	Profit before taxation	25.72
10.	Provision for taxation	7.91
11.	Profit after taxation	17.81
12.	Total Comprehensive Income	18.39
13.	Proposed Dividend	-
14.	% of Shareholding	98.18 %

**Part “B”: Associates and Joint Ventures
(All amounts are in Crore of Indian Rupees, unless otherwise stated)**

S. No.	Particulars	Name of the Joint Venture
		M/s. South Asia FM Limited
1.	Latest audited Balance Sheet date	31 st March, 2020
2.	Shares of Joint Venture held by the Company on the year end	
	No.	22,69,92,000
	Amount of Investment	309.24
	Extent of Holding %	59.44%
3.	Description of how there is significant influence	NA
4.	Reason why the Joint Venture is not consolidated	NA
5.	Net worth attributable to Shareholding as per latest audited Balance Sheet	742.96
6.	Profit / (Loss) for the year	
	i. Considered in Consolidation	(4.17)
	ii. Not Considered in Consolidation	NA
7.	Total Comprehensive income / (Loss) for the year	
	i. Considered in Consolidation	(4.03)
	ii. Not Considered in Consolidation	NA

ANNEXURE - III SECRETARIAL AUDIT REPORT

Secretarial Audit Report for the financial year ended March 31, 2020
[Pursuant to section 204(1) of the Companies Act, 2013 and Rule 9 of the
Companies (Appointment and Remuneration of Managerial Personnel) Rules, 2014]

**To,
The Members
Sun TV Network Limited**

We have conducted the secretarial audit of the compliance of applicable statutory provisions and the adherence to good corporate practices by Sun TV Network Limited (hereinafter called the company). Secretarial audit was conducted in a manner that provided us a reasonable basis for evaluating the corporate conducts / statutory compliances and expressing our opinion thereon.

Based on our verification of the Company's books, papers, minute books, forms and returns filed and other records maintained by the company and also the information provided by the Company, its officers, agents and authorized representatives during the conduct of secretarial audit, we hereby report that in our opinion, the company has, during the audit period covering the financial year ended on March 31, 2020, complied with the statutory provisions listed hereunder and also that the Company has proper Board-processes and compliance mechanism in place to the extent, in the manner and subject to the reporting made hereinafter:

We have also examined the following with respect to the new amendment issued vide SEBI Circular number CIR / CFD / CMD1 / 27 / 2019 dated February 8, 2019 (Regulation 24A of SEBI (LODR)).

- (a) all the documents and records made available to us and explanation provided by Sun TV Network Limited ("the Listed Entity"),
- (b) the filings / submissions made by the Listed Entity to the Stock Exchanges,
- (c) website of the listed entity,
- (d) books, papers, minute books, forms and returns filed with the Ministry of Corporate Affairs and other records maintained by the Company for the financial year ended on March 31, 2020 according to the provisions as applicable to the Company during the period of audit and subject to the reporting made hereinafter and in respect of all statutory provisions listed hereunder:
 - i. The Companies Act, 2013 (the Act) and the Rules made there under;
 - ii. The Securities Contracts (Regulation) Act, 1956 ('SCRA') and the Rules made there under;
 - iii. The Depositories Act, 1996 and the Regulations and Bye-laws framed there under;
 - iv. The following Regulations and Guidelines prescribed under the Securities and Exchange Board of India Act, 1992 ('SEBI Act'):-
 - (a) The Securities and Exchange Board of India (Listing Obligations and Disclosure Requirements) Regulations, 2015;
 - (b) The Securities and Exchange Board of India (Substantial Acquisition of Shares and Takeovers) Regulations, 2011;
 - (c) The Securities and Exchange Board of India (Prohibition of Insider Trading) Regulations, 2015;
 - (d) The Securities and Exchange Board of India (Registrars to an Issue and Share Transfer Agents) Regulations, 1993

**ANNEXURE - III
SECRETARIAL AUDIT REPORT**

We hereby report that

- a. The Listed Entity has complied with the provisions of the above Regulations and circulars / guidelines issued thereunder.
- b. The Listed Entity has maintained proper records under the provisions of the above Regulations and circulars / guidelines issued thereunder in so far as it appears from our examination of those records.
- c. There were no actions taken against the listed entity / its promoters / directors / material subsidiaries either by SEBI or by Stock Exchanges (including under the Standard Operation Procedures issued by SEBI through various circulars) under the aforesaid Acts / Regulations and circulars / guidelines issued thereunder.

We have also examined the compliance with the applicable clauses of the following:

- (i) The Listing Agreements entered into by the Company with the Stock Exchanges, where the Securities of the Company are listed and the uniform listing agreement with the said stock exchanges pursuant to the provisions of the SEBI (Listing Obligations and Disclosure Requirements) Regulations, 2015.
- (ii) Secretarial Standards with respect to Meetings of Board of Directors (SS-1) and General Meetings (SS-2) issued by the Institute of Company Secretaries of India.

In our opinion and as identified and informed by the Management, the following laws are specifically applicable to the Company:

1. Uplinking / downlinking policy / guidelines issued by Ministry of Information and Broadcasting;
2. The Cable Television Network (Regulations) Act, 1995
3. Cable Television Network Rules, 1994;
4. Intellectual Property Rights related laws;
5. Telecom Regulatory Authority of Act, 1997
6. Standards of Quality of Service (Duration of Advertisements in Television Channels) (Amendment) Regulations, 2013 issued by Telecom Regulatory Authority of India;
7. The Telecommunication (Broadcasting and Cable Services) Interconnection (Digital addressable Cable Television Systems) Regulation 2012;
8. The Telecommunication (Broadcasting and cable Services) Interconnection Regulation 2004;
9. The Indian Wireless Telegraphy Act, 1933;

It is reported that during the period under review, the Company has been regular in complying with the provisions of the Act, Rules, Regulations and Guidelines, as mentioned above.

We further report that there were no actions / events in the pursuance of

1. The Securities and Exchange Board of India (Share Based employee Benefits) Regulations, 2014 and the Employees Stock Option Scheme, 2007 approved under the provisions of the Securities and Exchange Board of India (Employee Stock Option Scheme and Employee Stock Purchase Scheme) Guidelines, 1999;
2. The Securities and Exchange Board of India (Delisting of Equity Shares) Regulations, 2009;
3. The Securities and Exchange Board of India (Buyback of Securities) Regulations, 2018;
4. The Securities and Exchange Board of India (Issue of Capital and Disclosure Requirements) Regulations, 2018;
5. The Securities and Exchange Board of India (Issue and Listing of Debt Securities) Regulations, 2008;
6. Foreign Exchange Management Act, 1999 and the rules and regulations made there under to the extent of Foreign Direct Investment, Overseas Direct Investment and External Commercial Borrowings;

requiring compliance thereof by the Company during the Financial Year under review.

ANNEXURE - III SECRETARIAL AUDIT REPORT

We further report that, based on the information provided by the Company, its officers and authorized representatives during the conduct of the audit, adequate systems and control mechanism exist in the Company to monitor and ensure compliance with other applicable general laws including Human Resources and Labour laws.

We further report that the compliance by the Company of applicable financial laws, like direct and indirect tax laws, has not been reviewed in this Audit since the same have been subject to review by Statutory financial auditor and other designated professionals.

We further report that

The company is well constituted with proper balance of Executive Directors, Non-Executive Directors and Independent Directors. The changes in the composition of the Board of Directors that took during the period under review were carried out in compliance with the provisions of the Act.

Adequate notice is given to all directors to schedule the Board Meetings, agenda and detailed notes on agenda were delivered and a system exists for seeking and obtaining further information and clarifications on the agenda items before the meeting and for meaningful participation at the meeting.

All decisions at Board Meetings and Committee Meetings are carried out unanimously as recorded in the minutes of the meetings of the Board of Directors or Committee of the Board, as the case may be.

We further report that during the audit period no events have occurred, which have a major bearing on the Company's affairs, except the following:

1. By Postal Ballot dated April 26, 2019 Mr. R. Mahesh Kumar has been appointed as Managing Director, Mr. K. Vijaykumar and Ms. Kaviya Kalanithi Maran were appointed as Whole-time Directors
2. By Postal Ballot dated April 26, 2019 Shareholders have accorded their approval to continue Mr. S. Selvam as Non – Executive Non- Independent Director of the Company, who has attained the age of 78 years.
3. The Company has altered Memorandum of Association and adopted new set of Articles of Association through postal ballot dated April 26, 2019.
4. By postal Ballot dated April 26, 2019 Mr. Sridhar Venkatesh and Mr. Desmond Hemanth Theodore were appointed as Independent Directors and Mr. J. Ravindran, Mr. Nicholas Martin Paul, Mr. M.K. Hari Narayanan and Mr. R. Ravivenkatesh were re-appointed as Independent Directors of the Company.
5. The Company has increased its Authorised Share Capital from Rs.225,00,00,000 (Rupees Two Hundred and Twenty Five crores) to Rs. 600,00,00,000 (Rupees Six Hundred Crores) through Postal Ballot dated April 26, 2019.
6. Mrs. Mathipoorana Ramakrishnan was appointed as an additional Director in the Board Meeting held on June 21, 2019 after obtaining approval from Ministry of Information and Broadcasting and Civil Aviation. Subsequently her appointment was regularised as Independent Director in the Annual General Meeting held on September 27, 2019.
7. The Company has duly transferred unclaimed 3rd interim Dividend and Final Dividend for the period 2011-12, unclaimed 1st Interim Dividend, 2nd Interim Dividend and 3rd Interim Dividend for the period 2012-13 to Investor Education and Protection Fund Account under Section 125 of the Companies Act, 2013.

For Lakshmmi Subramanian and Associates

Place : Chennai
Date : July 28, 2020

Lakshmi Subramanian
Senior Partner
CP No. 3534, FCS No. 1087
UDIN: F003534B000515177

**ANNEXURE - III
SECRETARIAL AUDIT REPORT**

**ANNEXURE - A
(To the Secretarial Audit Report of M/s. SUN TV NETWORK LIMITED
for the financial year ended March 31, 2020)**

**To,
The Members
Sun TV Network Limited**

1. Maintenance of secretarial record is the responsibility of the management of the Company. Our responsibility is to express an opinion on these secretarial records based on our audit.
2. We have followed the audit practices and processes as were appropriate to obtain reasonable assurance about the correctness of the contents of the secretarial records. The verification was done on the random test basis to ensure that correct facts are reflected in secretarial records. We believe that the processes and practices, we followed provide a reasonable basis for our opinion.
3. We have not verified the correctness and appropriateness of financial records and Books of Accounts of the Company.
4. Wherever required, we have obtained the Management representation about the compliance of laws, rules and regulations and happening of events etc.
5. The compliance of the provisions of Corporate and other applicable laws, rules, regulations, standards is the responsibility of the management. Our examination was limited to the verification of procedures on a random test basis.
6. The Secretarial Audit report is neither an assurance as to the future viability of the company nor of the efficacy or effectiveness with which the management has conducted the affairs of the Company.

For Lakshmmi Subramanian and Associates

Place : Chennai
Date : July 28, 2020

**Lakshmi Subramanian
Senior Partner**
CP No. 3534, FCS No. 1087
UDIN: F003534B000515177

[This space has been intentionally left blank]

MANAGEMENT DISCUSSION AND ANALYSIS REPORT (Pursuant to Regulation 34 of SEBI (LODR) Regulations, 2015)

The figures have been stated in crores for better readability.

Investors are cautioned that this discussion contains forward looking statements that involve risks and uncertainties including, but not limited to, risks inherent in the Company's growth strategy, acquisition plans, dependence on certain businesses, dependence on availability of qualified and trained manpower and other factors. The following discussion and analysis should be read in conjunction with the Company's financial statements included herein and the notes thereto.

Industry:

The Media & Entertainment (ME) sector witnessed a strong uptick in programming investments across the board in the year under review. As the intensity of competition increased in traditional TV broadcasting, the M&E sector was also influenced greatly by the growing presence of OTT players and the consequential commitments of big budgets into content, aided by the rapid spread of digital infrastructure during the year ended March 2020.

While the economy decelerated in the wake of a slowdown during the calendar year 2019, the M&E sector outpaced the broader GDP growth recorded by the economy as a whole, thanks to an appreciable growth in subscription revenues. Towards the end of the year under review, around the middle of March 2020, the industry started feeling the impact of the pandemic with large advertisers cutting back on spends. We believe the situation has substantially improved but it will be difficult to predict when the industry will return to the pre COVID-19 levels. Nevertheless, the appeal of television as a medium continued to hold its ground as evidenced by the surge in viewership as tracked by BARC. A recent industry report published by FICCI / Ernst & Young, estimates that despite the slowdown that prevailed during most of calendar year 2019, the M&E sector grew by 9% to reach INR 1.82 trillion.

The new tariff order mandated by TRAI had an impact on the Pay TV ecosystem. It is believed that the total number of households using Pay TV (Cable + DTH + HITS) has declined from 160 million households to 133 million households by the end of the calendar year 2019. Despite the fall in paid subscription, the gross revenue paid for television programming has grown by 7.5% from Rs. 43,500 crore to Rs. 46,800 crore since the end customer prices for Pay TV has grown by over 25% on an average to cross Rs. 275 per month, net of taxes.

Yet another aspect of the M&E sector is the dramatic increase seen in the growth of digital infrastructure. The country has over a billion telecom subscriptions of which the broadband component has now exceeded 600 million subscribers. The growth in mobile broadband connections and fiber to home broadband lines has helped broadcasters to monetize their content and augment subscription revenues. Smart phone users have increased to 395 million by the end of 2009 from 340 million, a year earlier. An additional feature of the market was the growth of Smart TVs connected to the internet. With easy access to internet and affordable data plans, Indians are now spending an average of 3.5 hours a day on their phones which is one of the highest in the world. The time spend by an average user increased by 25% in the last 2 years.

The FM radio segment however was hit hard during the year ended under review and the volumes of commercial airtime witnessed a fall of 11% during the year. The industry is going through a significant change in its product offering as well as in its engagement with end customers. New business models are leading the space whereby FM radio companies are offering innovative programs combining interactivity with listeners and special events hosted by sponsor companies who promote their products and services using techniques like contests, celebrities and fun. Your company continued its investment in digital presence and collaborated with several large corporates to build new IPs.

MANAGEMENT DISCUSSION AND ANALYSIS REPORT
(Pursuant to Regulation 34 of SEBI (LODR) Regulations, 2015)

Sun TV, the flagship channel of your company, is the most watched channel in India today and it is the largest in South India by penetration, viewership & ad revenues. It airs an assortment of fiction and non-fiction content apart from movies across channels. Sun TV Network Limited (Sun Network) maintains its dominant position in the southern states of India as one of the largest television and radio entertainment Company in India with a portfolio of Satellite Television Channels spread across four languages and in genres of GEC, news, music, action, life, movies, kids and comedy. Sun Network also has a large network pan India in the FM Radio broadcasting segment along with its subsidiaries. Sun Network continues to consolidate its leadership position, built over the years, by fortifying its hold over key aspects of pricing and access to quality content. Sun Network is one of the first Regional GE channels in country to adopt HD and it also forged early partnerships with OEMs to pre-load Sun TV app on their devices.

OPPORTUNITIES AND THREATS

Opportunities :

The presence of large and wealthy Indian diaspora abroad is a powerful enabler for market expansion abroad. The ongoing digitalization of content, shift to online and mobile distribution of content and the rapid pace of innovation create opportunities to serve new customers in new markets.

The majority of the revenue generated in the television industry is through advertisements, followed by subscription. Strong growth projected in DTH, Digital Cable segment would result in substantial increase in subscription revenue over the years to come. Increasing interest in regional content among Indian population across the borders, results in increased overseas viewership thereby attracting foreign investment. Radio broadcasting in India, which is still in its infancy, is evolving to be a revenue spinner in the coming years. The M&E industry influenced by digitalization, the convergence of TV, mobile telephony and the Internet poised for a growth trend. The fact that significant households of India are still without television connectivity highlights the scope of growth in the segment.

Threats:

It is difficult to predict our revenues and expenses as they fluctuate significantly given the nature of the markets in which we operate. This increases the likelihood that our results could fall below the expectation of market analysts. Certain threats are summarized below:

- ⇒ The commercial success of Sun Network depends on our ability to cater to viewer preference and maintain high audience shares which could be affected.
- ⇒ Subscription and Advertising income continue to be the major source of Sun Network's revenues, which could decline due to a variety of factors.
- ⇒ Technological failures could adversely affect our business.
- ⇒ Our inability to effectively deploy and manage funds could affect our profitability.
- ⇒ The competition and increasing prices may adversely affect our ability to acquire desired programming and artistic talent.
- ⇒ Sun Network operates in an intensely competitive industry.
- ⇒ Sun Network is a regional broadcaster, which may limit our opportunities for growth as well as our attractiveness to advertising customers and others.

SEGMENT

Sun Network's operations predominantly relate to a single segment "Broadcasting".

MANAGEMENT DISCUSSION AND ANALYSIS REPORT

(Pursuant to Regulation 34 of SEBI (LODR) Regulations, 2015)

OUTLOOK

Sun Network delivers a steady flow of highly popular programs and a dominant share of audience viewership which has given the network tremendous pricing power vis-a-vis competitors. The presence of Sun Network across genres like general entertainment, movies, music, news, kids, action, life and with a dominant market share in the four southern states of India (Tamil Nadu, Kerala, Karnataka and Andhra Pradesh) ensures continued and sustained viewership and prominent role in the Media and Entertainment Industry.

The outbreak of COVID-19 pandemic and consequent lockdown has impacted the regular business operations of the Company. The Board has taken all possible efforts in providing safe working environments and ensuring the continuity of operations within the available challenges. The impact of the pandemic on its financial results for the financial year 2020-21 based on the internal and external information is highly dependent on the circumstances and developments, as they evolve in the subsequent periods.

It is expected that the revenue for the Company arising from the increased DTH subscriber base in South India would maintain a positive momentum in the coming years. This may be achieved by the drive initiated or to be initiated by the Government towards digitalization and addressability for cable television which would help Sun TV Network, being the largest regional television network, to be one of the major beneficiaries of the recent growth in the DTH space.

FINANCE AND HUMAN RESOURCE

Finance:

The Total Income for the year ended March 31, 2020 was Rs.3,653.35 crore as against Rs. 3,883.22 crore during the previous year ended March 31, 2019. Profit Before Tax was Rs. 1,797.88 crore as against Rs. 2,135.94 crore in the previous year. Profit After Tax was Rs. 1,371.83 crore as against Rs. 1,394.86 crore in the previous year. During the financial year ended March 31, 2020, the Board of Directors have declared an Interim Dividends of Rs. 2.50 per equity share (50%) of face value of Rs. 5.00 each declared on August 9, 2019, November 12, 2019 and Rs. 7.50 per equity share (150%) declared on February 14, 2020, and Rs. 12.50 per equity share (250%) of face value of Rs. 5.00 on March 9, 2020 and have not recommended any Final Dividend. The dividend payout would result in a total dividend of 500%, i.e., Rs. 25.00 per equity share of face value of Rs. 5.00 each for the financial year ended March 31, 2020. (Prev. Year of 250%, i.e., Rs. 12.50 per equity share of face value of Rs. 5.00 each). The Reserve and Surplus of the Company as on March 31, 2020 stood at Rs. 5,427.05 crore as against Rs. 5,243.48 crore as on March 31, 2019.

Human Resources:

At Sun Network, with 1352 employees, human resource is a key asset capital and an important business driver for the Company's sustained growth and profitability. Hence, we at Sun Network believe that training, like all organizational development processes cannot be a function of time, but rather an ongoing process with the developmental needs and business planning processes being formalized constantly. A continuous review of the monitoring process is underway and procedures and systems are being institutionalized across the organization.

FINANCIAL REVIEW & RISK MANAGEMENT (INCLUDING INTERNAL CONTROL)

Separate report on this is annexed.

On behalf of the Board

Place : Chennai
Date : August 14, 2020

R. Mahesh Kumar
Managing Director

FINANCIAL REVIEW 2019-20
(Pursuant to Regulation 34 of SEBI (LODR) Regulations, 2015)

1. EARNINGS

Total Income

The Total Income for the year ended March 31, 2020 at Rs. 3,653.35 crore as against Rs. 3,883.22 crore during the previous year ended March 31, 2019. The sustained growth and consistent higher margins are reflective of the Company's continued dominance in broadcasting business in the Southern states.

Profit before tax (PBT), Profit after tax (PAT) and Total comprehensive income

Profit Before Tax was at Rs. 1,797.88 crore as against Rs. 2,135.94 crore in the previous year. Profit After Tax was at Rs. 1,371.83 crore as against Rs. 1,394.86 crore in the previous year. Total Comprehensive income was at Rs. 1,371.29 crore as against Rs. 1,394.32 crore in the previous year.

Dividend

The outgo on account of interim dividend including dividend tax is Rs. 1,187.72 crore (previous year Rs. 593.87 crore).

2. FINANCIAL POSITION

Shareholder's Funds

Shareholders' Funds as on March 31, 2020 was Rs. 5,624.09 crore (previous year Rs. 5,440.52 crore).

Loan funds

The Company is debt free and had no loan funds - secured or unsecured as on March 31, 2020 (previous year Rs. Nil).

Assets

Net block of property, plant & equipment were at Rs. 631.78 crore and Investment properties were at Rs. 8.28 crore. The addition to property, plant & equipment for the year was Rs. 31.36 crore. The capital expenditure was funded through internal accruals. Net block of intangible assets and capital work in progress (including capital advances and intangible assets under development) as on March 31, 2020 were at Rs. 250.15 crore and Rs. 66.25 crore respectively.

3. RATIOS

Earnings per share

The Earnings per share of face value of Rs. 5.00 for the year ended March 31, 2020 is Rs. 34.81 (previous year Rs. 35.39).

4. RISK ANALYSIS AND MANAGEMENT

Risk is an inherent feature of any business activity, more so when the dependence is on the consistency on the deliverables of the Company and linked to the sustained support from the viewers and advertisers' community at large. Like every organization, Sun TV Network Limited (Sun Network) business is also impacted by a number of factors. Given below is an overview of some of the major risks affecting any business and Sun's position vis-à-vis these risks.

FINANCIAL REVIEW 2019-20
(Pursuant to Regulation 34 of SEBI (LODR) Regulations, 2015)

PRINCIPAL RISKS AND THEIR MITIGATION

STRATEGIC RISK

The performance and growth of media industry are dependent on the health of the Indian economy and in particular the economies of the regional markets it serves. These economies could be adversely affected by various factors, such as political and regulatory action including adverse changes in liberalization policies, social disturbances, terrorist attacks and other acts of violence or war, natural calamities, interest rates, commodity and energy prices and various other factors.

The media industry in India has been continuously fraught with regulatory issues including those of license, investment caps and ownership limits. Although Sun Network has performed well in spite of these adversities, further regulatory changes always remain a concern.

Sun TV Network has been able to capitalize on its leadership position built over the years, by fortifying its hold over quality content. It is able to practice its strategy of selling telecast slots under exclusive agreements and additionally ensuring a continued supply of quality content. A steady flow of highly popular programs and a dominant share of audience viewership have given the network tremendous pricing power vis-à-vis competitors. South India produces the largest number of films per year and with huge movie following target audience, Sun Network ensures access to popular content, by purchasing larger quantum of all South Indian movie on a perpetual rights basis.

Risk Mitigation

Sun Network believes that it would not be disadvantaged and would manage competition through content and a pan India spread.

OPERATIONAL RISK

Possible decline in the popularity of channels of Sun Network, such a decline shall adversely impact its revenue, both from advertisement as well as subscription revenue.

Risk Mitigation

Sun Network's competitive advantages stems from its high popularity, exclusive access to high quality content and a large movie library, giving it significant pricing power to capitalize on the fast growing advertisement and subscription market. Sun Network will endeavor to keep track and abreast with high quality content and library.

FINANCIAL RISK

Treasury Investments Risk

The Company carries significant amounts of surplus cash on its balance sheet, which are invested in various securities; the value of these investments may be eroded if they are deployed in risky asset classes.

Risk Mitigation

The Company follows a conservative policy of investing, which disallows any exposure to volatile assets like equity shares or illiquid assets like real estate. The policy is defined to preserve capital by permitting investments only into AAA rated instruments, with reasonable rates of return and allows quick liquidation by avoiding long dated securities.

Leverage Risk

A high debt component could result in an excessive interest drain.

FINANCIAL REVIEW 2019-20
(Pursuant to Regulation 34 of SEBI (LODR) Regulations, 2015)

Risk Mitigation

The company is a zero debt company.

Receivable Risk

Delays in collection of accounts receivable could affect the Company's cash flow, with poor follow up potentially leading to delinquency and write-offs.

Risk Mitigation

The company constantly monitors its debt collection and ensures that the debtors are periodically reviewed and dues maintained at levels that do not affect its cash flow.

LEGAL AND STATUTORY RISKS

Risk on contractual liabilities

The risk arising out of contracts that impose onerous responsibilities.

Risk Mitigation

The Company constantly reviews all agreements, documents and contracts to ensure compliance with the accepted business procedures.

Compliance failure risk

The risk arising out of non-compliance with statutory requirements.

Risk mitigation

At Sun Network statutory compliance has been ensured through an internal process and legal compliance is given due importance in the Company's management process. The Company has necessary checks and balances across all the operational areas to reassess the existing processes.

5. INTERNAL CONTROL

Weak internal control can jeopardize the Company's financial position.

Risk mitigation

The Company has in place systems and processes, commensurate with its size and nature of business so as to ensure adequate internal control while ensuring smooth conduct of operations and compliance with statutory requirements under all applicable legislations. The Company has implemented SAP ERP system, which ensures significant automation of processes, with sufficient IT system controls in place. Independent internal audit is carried out to ensure adequacy of internal control system and adherence to policies and practices. The Audit Committee reviews the functioning of the internal audit function.

Cautionary Statement

Statements in this Management Discussion & Analysis describing the companies objective, projections, estimates and expectations may constitute "Forward looking statement" within the meaning of applicable laws & regulations. Actual results, performances or achievements could differ materially from those expressed or implied in such forward-looking statements.

On behalf of the Board

Place : Chennai
Date : August 14, 2020

R. Mahesh Kumar
Managing Director

REPORT ON CORPORATE GOVERNANCE
(Pursuant to Regulation 34 of SEBI (LODR) Regulations, 2015)

MANDATORY REQUIREMENTS

1. Company's Philosophy on Code of Governance

Corporate Governance is about commitment to values and ethical business conduct that evolved over a period of time. We believe good governance is an essential ingredient of good business that aligns all our actions with clearly defined ethical principles. The corporate governance philosophy at Sun Network is about maximizing shareholder value legally, ethically and on a sustainable basis, while ensuring fairness to every stakeholder, customers, employees, investors, vendor-partners, the government of the land and the community. We believe good governance is an essential ingredient of good business that aligns all our actions with clearly defined ethical principles. Thus, corporate governance is a reflection of a Company's culture, policies, its relationship with the stakeholders, and its commitment to values.

We believe that it is our responsibility to adhere and enforce the principles of sound Corporate Governance with the objectives of transparency, professionalism and accountability, while facilitating effective management of the businesses and efficiency in operations.

2. Board of Directors

• Composition

The Board of Directors of our Company composed of Eight Non-Executive and Five Executive Directors. The Chairman of the Board is an Executive Director and Seven Non-Executive Directors are Independent Directors as per the criteria of independence stated in Regulation 17 of the SEBI (Listing Obligations and Disclosure Requirements) Regulations hereinafter referred to as "Listing Regulations". The optimum combination of Executive, Non-executive and Independent Directors ensure independence of the Board and separation of Board function of governance and management. The Board also appointed Woman Independent Director in accordance with the Regulation 17(1)(a) of Listing Regulations.

• Board Meetings

Six Board Meetings were held during the financial year 2019-20. The maximum gap between any two meetings did not exceed one hundred and twenty days as stipulated under Regulation 17(2) of the Listing Regulations.

The dates on which the said meetings held are as follows:

May 23, 2019, June 21, 2019, August 9, 2019, November 12, 2019, February 14, 2020 and March 9, 2020.

Attendance of each Director at Board Meetings & Annual General Meeting of the Company held during the year and the number of Directorship(s) and Committee Chairmanships / Memberships held by them in other companies are given below:

Name of the Director	Category	Attendance		No. of Directorships in public limited companies (including this company*)	Committee Chairmanship/ Memberships (including this Company*)	
		Board	AGM		Chairman	Member
Mr. Kalanithi Maran	Executive Chairman	6	Yes	1	Nil	Nil
Mr. R. Mahesh Kumar**	Managing Director	6	Yes	1	Nil	Nil
Mrs. Kavery Kalanithi	Executive Director	6	Yes	1	Nil	Nil
Mr. K. Vijaykumar**	Executive Director	6	Yes	2	Nil	1
Ms. Kaviya Kalanithi Maran**	Executive Director	6	Yes	1	Nil	Nil
Mr. S. Selvam	Director	5	Yes	1	Nil	Nil
Mr. J. Ravindran	Independent Director	5	Yes	3	2	4
Mr. M.K. Harinarayanan	Independent Director	6	Yes	1	1	2

REPORT ON CORPORATE GOVERNANCE
(Pursuant to Regulation 34 of SEBI (LODR) Regulations, 2015)

Name of the Director	Category	Attendance		No. of Directorships in public limited companies (including this company*)	Committee Chairmanship/ Memberships (including this Company*)	
		Board	AGM		Chairman	Member
Mr. Nicholas Martin Paul	Independent Director	6	Yes	3	1	4
Mr. R. Ravivenkatesh	Independent Director	3	Yes	1	Nil	2
Mr. Desmond Hemanth Theodore**	Independent Director	6	Yes	1	Nil	Nil
Mr. Sridhar Venkatesh**	Independent Director	6	Yes	1	Nil	Nil
Mrs. Mathipoorana Ramakrishnan***	Independent Director	4	Yes	1	Nil	Nil

None of the Director hold any Directorship in any other Listed entity

*In accordance with Regulation 26 of the Listing Regulations, Membership(s) / Chairmanship(s) of only Audit Committees and Stakeholders' Relationship Committee(s) in all public limited companies governed by the Companies Act, 2013 have been considered.

** With effect from April 1, 2019

*** With effect from June 21, 2019

None of the Directors of the Company are related inter-se except Mrs. Kavery Kalanithi, who is the wife of Mr. Kalanithi Maran, Executive Chairman of the Company and Ms. Kaviya Kalanithi Maran, Daughter of Mr. Kalanithi Maran and Mrs. Kavery Kalanithi.

None of the Non-Executive Directors of the Company, except Mr. S. Selvam, and Mr. R. Ravivenkatesh hold securities of the Company. As at March 31, 2020, Mr. S. Selvam, and Mr. R. Ravivenkatesh hold 68,59,805 shares and 20,750 shares respectively.

The Board identified the areas in which skill / expertise / competencies are required. The identified areas are Finance, Legal, Risk management, Media Review, Marketing, Sales, Social activities and Coporate Governance. Given below is a list of core skills, expertise and competencies of the individual Directors:

Name of the Director	Skills/Expertise/Competencies			
	Finance Legal / Risk Management	Media Review / Marketing / Sales	Social Activities	Corporate Governance
Mr. Kalanithi Maran	✓	✓	✓	✓
Mr. R. Mahesh Kumar	✓	✓	✓	✓
Mrs. Kavery Kalanithi	✓	✓	✓	✓
Mr. K. Vijaykumar	✓	✓	✓	✓
Ms. Kaviya Kalanithi Maran	✓	✓	✓	✓

REPORT ON CORPORATE GOVERNANCE
(Pursuant to Regulation 34 of SEBI (LODR) Regulations, 2015)

Name of the Director	Skills/Expertise/Competencies			
	Finance Legal / Risk Management	Media Review / Marketing / Sales	Social Activities	Corporate Governance
Mr. S. Selvam	✓	✓	✓	✓
Mr. J. Ravindran	✓	✓	✓	✓
Mr. M.K. Harinarayanan	✓	✓	✓	✓
Mr. Nicholas Martin Paul	✓	✓	✓	✓
Mr. R. Ravivenkatesh	✓	✓	✓	✓
Mr. Desmond Hemanth Theodore	✓	✓	✓	✓
Mr. Sridhar Venkatesh	✓	✓	✓	✓
Mrs. Mathipoorana Ramakrishnan	-	✓	✓	✓

Independent Directors of the Company provide appropriate annual certifications to the Board confirming satisfaction of the conditions of their being independent as laid down in Section 149(6) of the Companies Act, 2013 and Regulation 16(1)(b) of SEBI Listing Regulations. In opinion of the Board, the Independent Directors fulfil the conditions specified in the Listing Regulations and are independent of the management. In compliance with the requirements of Companies Act, 2013, the Company has issued formal appointment letters to all the Independent Directors. Details of standard term of appointment of Independent Director has been uploaded on the website of the Company www.suntv.in.

The Board has been provided with all material and substantial information as mentioned in Schedule II of Part A of the Listing Regulations, that facilitates them for imparting significant decisions while discharging its duties as trustees of shareholders.

- **Familiarisation Programme For Independent Directors**

Independent Directors are familiarized with their roles, rights and responsibilities in the Company as well as with the nature of industry and business model of the Company. On induction, the Independent Directors are given introduction to business overview and outline of corporate plan and orientation on statutory compliances. In addition to the above, regular updates on quarterly performances and major developments in the industry and in the Company are presented in quarterly Board Meetings. The details of such programme are mentioned in www.suntv.in.

- **Performance Evaluation**

In line with the provisions of Companies Act, 2013 and other applicable provisions if any, our Company has adopted a formal evaluation process for reviewing the performance of the Board, Board Committees, Chairman, Non-Independent and Independent Directors. A structured questionnaire for the purpose, covering various aspects of Board Governance, Composition, Competencies, Guidance etc., was prepared after taking into consideration the inputs received from the Directors. The Board carried out an annual evaluation of its own performance and of its committees. Evaluation of the Chairman and Non-Executive Non-Independent Director(s) was carried out by the Independent Directors in their separate meeting. The Independent Directors, based on the criteria as framed & recommended by the members of the Nomination Committee, were evaluated by the Board as a whole excluding the Director being evaluated. The overall performance evaluation was agreed to be satisfactory by all the Directors.

REPORT ON CORPORATE GOVERNANCE
(Pursuant to Regulation 34 of SEBI (LODR) Regulations, 2015)

POLICIES

The Board of Directors of the Company has in compliance with the requirements of Listing Agreement with Stock Exchanges, SEBI (Listing Obligations and Disclosure Requirements) Regulations, 2015 and Companies Act, 2013 approved the following policies.

- **Code of Conduct**

A declaration signed by the Managing Director, stating that all Directors and senior management personnel of the Company affirming compliance with the code of conduct of the Company is enclosed at the end of the report. The code of conduct is available on the website of the Company www.suntv.in.

- **Prevention of Insider Trading**

Pursuant to the provisions of the SEBI (Prohibition of Insider Trading) Regulations, 2015, as amended, our Company has adopted a Code of Conduct for prevention of Insider Trading and a policy for Fair Disclosure of Unpublished Price Sensitive Information. This Code is applicable to all Board members / officers / designated employees. The objective of this code is to prevent purchase and / or sale of shares of the Company by an insider on the basis of unpublished price sensitive information. Policies can be accessed at www.suntv.in.

- **Secretarial Standards**

The Secretarial and the operating practices generally followed by our Company are in line with the Standards on Secretarial practice relating to meetings of the Board, Committees and General meetings (SS - 1) and (SS - 2) stipulated by The Institute of Company Secretaries of India.

- **Vigil Mechanism / Whistle Blower Policy**

Sun Group believes in highest ethical behavior, transparency, professionalism and accurate compliance with all laws, formulates the 'Whistle Blower Policy' to enable Directors and Employees to report concerns about unethical behaviour, actual or suspected fraud or violation of the Company's code of conduct. This policy (copy of which is uploaded on the website of the Company) safeguards whistle blowers from reprisals or victimization. During the year under review, no employee was denied access to the Audit Committee.

- **Related Party Transaction Policy**

In compliance with Regulation 23 of the Listing Regulations, the Board of Directors of the Company has approved Related Party Transaction Policy (Policy can be accessed at www.suntv.in) to facilitate management to report and seek approval for any Related Party Transaction proposed to be entered into by the Company.

- **Dividend Distribution Policy**

In compliance with the requirements of Regulation 43A of the Listing Regulations, the Board has approved and adopted Dividend Distribution Policy subject to various financial and other parameters. The Dividend Distribution Policy is uploaded on the website of the Company and can be accessed at www.suntv.in.

3. Audit Committee

- **Composition, Names of Members and Chairman**

The Audit Committee comprises of Mr. Nicholas Martin Paul, Mr. J. Ravindran, Mr. M.K. Harinarayanan and Mr. R. Ravivenkatesh, all are Non-Executive Independent Directors of the Company with Mr. Nicholas Martin Paul as its Chairman with effect from August 9, 2019.

Mr. R. Ravi, Company Secretary acts as Secretary of the Committee.

REPORT ON CORPORATE GOVERNANCE
(Pursuant to Regulation 34 of SEBI (LODR) Regulations, 2015)

- **Meetings and the attendance during the year**

Four meetings of the Audit Committee were held during the year May 23, 2019, August 9, 2019, November 12, 2019 and February 14, 2020

Name of the Director	No. of Meetings attended
Mr. Nicholas Martin Paul	4
Mr. J. Ravindran	3
Mr. M.K. Harinarayanan	4
Mr. R. Ravivenkatesh	3

- **Brief description of terms of reference**

The Terms of Reference of Audit Committee cover the matters specified for Audit Committee under Regulation 18 of the Listing Regulations as well as in Section 177 of the Companies Act, 2013. The role of Audit Committee is as prescribed under Part C of Schedule II of the Listing Regulations.

4. Nomination and Remuneration Committee

- **Composition, Names of Members and Chairman**

In line with Section 178 of the Companies Act, 2013 and Regulation 19 of Listing Regulations, the Board has constituted the Nomination and Remuneration Committee.

The Nomination and Remuneration Committee of our Company has been constituted to recommend to the Board the appointment / reappointment of the Executive and Non-Executive Directors, the induction of Board members into various committees and suggest revision in total remuneration package of the Executive Director(s) keeping in view the prevailing statutory guidelines. The Committee has also been empowered to review / recommend the periodic increments, if any, in salary and annual incentive of the Executive Director(s).

The Nomination and Remuneration Committee comprises of Mr. J. Ravindran, Mr. M.K. Harinarayanan, Mr. Nicholas Martin Paul and Mr. R. Ravivenkatesh, all are Non-Executive Independent Directors of the Company with Mr. J. Ravindran as its Chairman.

Mr. R. Ravi, Company Secretary acts as Secretary of the Committee.

- **Meetings and the attendance during the year**

This Committee comprises of entirely of Independent Directors. The Committee met 4 occasions during the year on May 23, 2019, June 21, 2019, August 9, 2019 and February 14, 2020.

Name of the Director	Category	No. of Meetings attended
Mr. J. Ravindran	Chairman	3
Mr. M.K. Harinarayanan	Member	4
Mr. Nicholas Martin Paul	Member	4
Mr. R. Ravivenkatesh	Member	2

- **Brief description of terms of reference**

The terms of reference of Nomination and Remuneration Committee are in accordance with Section 178 of the Companies Act, 2013. The role of the Nomination and Remuneration Committee is as prescribed under Part D of the Schedule II of the Listing Regulations.

REPORT ON CORPORATE GOVERNANCE
(Pursuant to Regulation 34 of SEBI (LODR) Regulations, 2015)

- Remuneration Policy**

In compliance with Section 178 of the Companies Act, 2013, the policy on Remuneration of Directors, Key Managerial Personnel and Senior Management of the Company has been formulated by the Nomination and Remuneration Committee and has been approved by the Board of Directors. The Company's Remuneration Policy for Directors, KMP and other employees including criteria for making payment to the Non-Executive Directors is available on the Company's website.

- Remuneration to Directors**

The Remuneration paid / Payable to the Executive Chairman for the year ended March 31, 2020 is as follows: (Rs. in Crore)

Salary	13.87
Perquisites and other allowances*	-
Ex - gratia / Bonus	73.63
Total	87.50

*Perquisites amounted to Rs. 39,600/-

The Remuneration paid / payable to the Managing Director for the year ended March 31, 2020 is as follows: (Rs. in Crore)

Salary	1.16
Perquisites and other allowances*	-
Ex - gratia / Bonus	0.62
Total	1.78

*Perquisites amounted to Rs. 900/-

The Remuneration paid / Payable to the Executive Directors for the year ended March 31, 2020 is as follows: (Rs. in Crore)

	Mrs. Kavery Kalanithi	Mr. K. Vijaykumar	Ms. Kaviya Kalanithi Maran
Salary	13.87	0.96	0.80
Perquisites and other allowances*	-	-	-
Ex - gratia / Bonus	73.63	0.31	0.42
Total	87.50	1.27	1.22
*Perquisites amounted to	Rs. 39,600/-	Rs. 5400/-	Rs. 2400/-

The Remuneration paid to Non-Executive Directors for the year ended March 31, 2020 is as follows: (Rs. in Crore)

Name of the Director	Sitting fees*
Mr. S. Selvam	0.01
Mr. J. Ravindran	0.03
Mr. M.K. Harinarayanan	0.04
Mr. Nicholas Martin Paul	0.05
Mr. R. Ravivenkatesh	0.03
Mr. Sridhar Venkatesh	0.01
Mr. Desmond Hemanth Theodore	0.01
Mrs. Mathipoorana Ramakrishnan	0.01

*Includes sitting fees paid for attending Committee Meetings.

REPORT ON CORPORATE GOVERNANCE
(Pursuant to Regulation 34 of SEBI (LODR) Regulations, 2015)

5. Stakeholders' Relationship Committee

In compliance with Section 178 of the Companies Act, 2013 and Regulation 20 of the Listing Regulations, the Board has constituted Stakeholders' Relationship Committee.

The Stakeholders' Relationship Committee is functioning to look into Redressal of Investor / Shareholders complaints expeditiously. The Committee has delegated the power of approving requests for transfer, transmission, rematerialization and dematerialization etc., of shares of the Company to the Registrar and Share Transfer Agent.

The Stakeholders' Relationship Committee Comprises of Mr. M.K. Harinarayanan, Chairman, Mr. J. Ravindran, Mr. Nicholas Martin Paul and Mr. R. Ravivenkatesh as members.

Mr. R. Ravi, Company Secretary acts as Secretary of the Committee.

The Committee met 4 occasions during the year on May 23, 2019, August 9, 2019, November 12, 2019 and February 14, 2020.

The names and attendance of Committee members are given below:

Name of the Director	No. of Meetings attended
Mr. M.K. Harinarayanan	4
Mr. J. Ravindran	3
Mr. Nicholas Martin Paul	4
Mr. R. Ravivenkatesh	3

During the year, the Company received 15 Complaints mostly pertaining to non-receipt of dividend warrants and non-receipt of annual reports etc., all of these complaints have been dealt with satisfaction and there were no complaints pending as on March 31, 2020.

Mr. R. Ravi, Compliance Officer and Company Secretary of the Company, has been appointed as Compliance Officer pursuant to the Listing Regulations. The designated email for investor service and correspondence is tvinfo@sunnetwork.in.

6. Corporate Social Responsibility Committee

In compliance with Section 135 of the Companies Act, 2013 the board has constituted a Corporate Social Responsibility Committee to implement and monitor CSR policy.

The Corporate Social Responsibility Committee Comprises of Mr. K.Vijaykumar as Chairman, Mr. R. Mahesh Kumar and Mr. Nicholas Martin Paul as members

Mr. R. Ravi, Company Secretary acts as the Secretary of the Committee.

The Committee met 4 occasions during the year on May 23, 2019, August 9, 2019, November 12, 2019 and February 14, 2020. The names and attendance of Committee members are given below:

Name of the Director	No. of Meetings attended
Mr. K. Vijaykumar	4
Mrs. Kavery Kalanithi*	2
Mr. Nicholas Martin Paul	4
Mr. R. Mahesh Kumar*	2

* Mrs. Kavery Kalanithi resigned with effect from August 9, 2019 and Mr. R. Mahesh Kumar appointed with effect from August 9, 2019.

REPORT ON CORPORATE GOVERNANCE
(Pursuant to Regulation 34 of SEBI (LODR) Regulations, 2015)

7. Risk Management Committee

In compliance with Regulation 21 of the Listing Regulations, the Board has constituted Risk Management Committee.

Business Risk Evaluation and Management is an ongoing process within the Organization. The Company has a robust risk management framework to identify, monitor and minimize risks as also identify business opportunities.

The Risk Management Committee comprises of Mr. J. Ravindran, Mr. Nicholas Martin Paul, Mr. M.K. Harinarayanan and Mr. R. Ravivenkatesh, Independent Directors of the Company with Mr. J. Ravindran as its Chairman with effect from August 9, 2019.

Mr. R. Ravi, Company Secretary acts as Secretary of the Committee.

The Committee met on November 12, 2019. The names and attendance of Committee members are given below:

Name of the Director	No. of Meetings attended
Mr. J. Ravindran	1
Mr. M.K. Harinarayanan	1
Mr. Nicholas Martin Paul	1
Mr. R. Ravivenkatesh	1

8. Independent Directors' Meeting.

During the year, meeting of Independent Directors was held on February 14, 2020 inter alia, to discuss:

- Evaluation of the performance of Non Independent Directors and the Board of Directors as a whole;
- Evaluation of the performance of the Chairman of the Company, taking into account the views of the Executive and Non-Executive Directors.
- Evaluation of the quality, content and timelines of flow of information between the Management and the Board that is necessary for the Board to effectively and reasonably perform its duties.

9. General Meetings

Details of the location, date and time of the last Three Annual General Meetings (AGM) are given below:

Year	Meeting	Location	Date	Time
2018 - 19	AGM	"Kalaighnar Arangam", Anna Arivalayam, 367/369, Anna Salai, Teynampet, Chennai – 600 018	27.09.2019	10.00 a.m.
2017 - 18	AGM	"Kalaighnar Arangam", Anna Arivalayam, 367/369, Anna Salai, Teynampet, Chennai – 600 018	07.09.2018	10.00 a.m.
2016 - 17	AGM	"Kalaighnar Arangam", Anna Arivalayam, 367/369, Anna Salai, Teynampet, Chennai – 600 018	22.09.2017	10.00 a.m.

- **Special Resolution passed in the previous Three Annual General Meetings - NIL**

REPORT ON CORPORATE GOVERNANCE
(Pursuant to Regulation 34 of SEBI (LODR) Regulations, 2015)

• **Special Resolutions passed through Postal Ballot during financial year 2019-20**

On April 26, 2019 following Special resolutions were passed through Postal ballot. The details of the Voting Pattern for the respective resolution is given below:

Resolution	No. of votes polled	No. of Votes cast in favour	No. of Votes cast in against	% of Votes Cast in Favour on Votes Polled	% of Votes Cast Against on Votes Polled
Re-appointment of Mr. J. Ravindran as an Independent Director for a further term of five years.	365431709	352427547	13004162	96.44	3.56
Re-appointment of Mr. Nicholas Martin Paul as an Independent Director for a further term of five years.	368381447	355381602	12999845	96.47	3.53
Re-appointment of Mr. M.K. Harinarayanan as an Independent Director for a further term of five years.	368381447	355766072	12615375	96.58	3.42
Re-appointment of Mr. R. Ravivenkatesh as an Independent Director for a further term of five years.	368487997	366678578	1809419	99.51	0.49
Consent for continuation of appointment of Mr. S. Selvam as a Non-Executive Director.	368487995	357996258	10491737	97.15	2.85
Consent for continuation of payment of remuneration to Mr. Kalanithi Maran "Executive Chairman"	357379476	331225696	26153780	92.68	7.32
Consent for continuation of payment of remuneration to Mrs. Kavery Kalanithi "Executive Director"	357379476	331224985	26154491	92.68	7.32
Alteration of Memorandum of Association of the Company pursuant to the Companies Act, 2013.	369533907	352128116	17405791	95.29	4.71
Alteration of Articles of Association pursuant to the Companies Act, 2013.	369533907	352128098	17405809	95.29	4.71

The resolutions were duly passed and the results of postal ballot / e-voting were announced on April 26, 2019. Mrs. Lakshmmi Subramanian, Senior Partner of M/s. Lakshmmi Subramanian & Associates, Practicing Company Secretaries, was appointed as the Scrutinizer to scrutinize the postal ballot and remote e-voting process in a fair and transparent manner:

REPORT ON CORPORATE GOVERNANCE
(Pursuant to Regulation 34 of SEBI (LODR) Regulations, 2015)

Procedure for Postal Ballot

The postal ballot is conducted in accordance with the provisions contained in Section 110 and other applicable provisions, if any, of the Companies Act, 2013, read with Rule 22 of the Companies (Management and Administration) Rules, 2014. The shareholders are provided the facility to vote either by physical ballot or through e-voting. The postal ballot notice is sent to shareholders in electronic form to the email addresses, where available, or in physical form through permitted mode where email addresses are not available. The Company also publishes a notice in the newspapers in accordance with the requirements under the Companies Act, 2013.

No Extra-ordinary general meeting of the members was held during FY 2019-20.

None of the resolutions proposed at the ensuing annual general meeting need to be passed by postal ballot.

10. Subsidiary Companies

The Company does not have any material subsidiary whose net worth exceeds 10% of the consolidated net worth of the holding company in the immediately preceding accounting year or has generated 10% of the consolidated income of the Company during the previous financial year. Accordingly, a policy on material subsidiaries has not been formulated.

11. Disclosures

- There were no materially significant related party transactions during the year having conflict with the interests of the Company.
- There has been no non-compliance by the Company or penalty or stricture imposed on the Company by the Stock Exchange or SEBI or any statutory authority, on any matter related to capital markets, during the last three years.
- The company has complied with all mandatory requirements. Adoptions of non-mandatory requirements are provided under item no. 15 of this report.

12. Means of Communication

The quarterly unaudited financial results and the annual audited financial results are normally published in Financial Express and Malai Sudar. Press releases are given to all-important dailies. The official announcements are posted at BSE and NSE websites. The Company's official press releases, presentations made to institutional investors or to the analysts and transcripts of Con-call are also available on Company's website, www.suntv.in.

13. Management Discussions and Analysis Report

Management Discussion and Analysis report is annexed.

14. Shareholders Information

The details are enclosed elsewhere in the report.

15. Non Mandatory Requirements

I. The Board – Chairman's Office

The Chairman of Sun TV Network is a Whole Time Director and hence this provision is not applicable.

II. Shareholders Rights

The quarterly / annual results, after the Board of Directors takes them on record, are forthwith sent to the Stock Exchanges with whom the company has listed. The results, in the prescribed format, are published in "Financial Express" (English) and "Malai Sudar" (Tamil) newspapers.

III. Audit Qualification

The Auditors have given unqualified / unmodified report on the financial statements of the Company.

REPORT ON CORPORATE GOVERNANCE
(Pursuant to Regulation 34 of SEBI (LODR) Regulations, 2015)

GENERAL SHAREHOLDERS INFORMATION

- **Registered Office of the Company**
Murasoli Maran Towers
73, MRC Nagar Main Road
MRC Nagar, Chennai - 600 028
Tel: +91 44 44676767 Fax: +91 44 40676161
Email: tvinfo@sunnetwork.in
- **Forthcoming Annual General Meeting**
Wednesday, September 16, 2020 at 10:00 a.m. through Video Conferencing / Other Audio Visual Means as set out in the Notice convening the Annual General Meeting.
- **Financial Year**
April 1, 2019 to March 31, 2020.
- **Dividend**
During the financial year ended March 31, 2020, the Board of Directors have declared an Interim Dividends of Rs. 2.50 per equity share (50%) of face value of Rs. 5.00 each at their Board Meetings held on August 9, 2019 and November 12, 2019, Rs. 7.50 per equity share (150%) on February 14, 2020 and Rs. 12.50 per equity share (250%) on March 9, 2020, resulting in a total dividend of 500%, i.e., Rs. 25.00 per equity share of face value of Rs. 5.00 each for the financial year ended March 31, 2020. (Prev. Year of 250%, i.e., Rs 12.50 per equity share of face value of Rs. 5.00 each) and have not recommended any Final Dividend. The Payout ratio for the year stood at 86.58% of current year profit after taxes.
- **Unclaimed Dividend**
As per Section 124 of the Companies Act, 2013 read with Investor Education and Protection Fund Authority (Accounting, Audit, Transfer and Refund) Rules, 2016 as amended (IEPF Rules) the unclaimed dividend, will become due to be transferred to the Investor Education and Protection Fund (IEPF) on completion of 7 (seven) years. Members who have not encashed their dividend warrant(s) Issued by the Company for are requested to seek issue of duplicate warrant(s) by writing to the Registrar and Share Transfer Agent of the Company.

Instruction to Shareholders

- **Listing on Stock Exchanges and Stock Code**

Stock Exchange	Stock Code
National Stock Exchange of India Limited, Exchange Plaza, Bandra - Kurla Complex, Bandra(E), Mumbai 400 051	Symbol - SUN TV Series - EQ
BSE Limited Phiroze Jeejeebhoy Towers, Dalal Street, Mumbai 400 001	Scrip Code - 532733 Scrip ID - SUNTV

Annual listing fees have been paid to the above Stock Exchanges.

- **Fees paid to the Statutory Auditors**
Total fees for all services paid by the Company and its subsidiary, on a consolidated basis, to Statutory Auditors of the Company and other firms in the network entity of which the Statutory Auditors are a part, during the year ended March 31, 2020, is as follows: (Rs. in Crore)

Particulars	Amount
Fee for Audit related services	0.71
Other fees	0.08
Total (excluding GST)	0.79

REPORT ON CORPORATE GOVERNANCE
(Pursuant to Regulation 34 of SEBI (LODR) Regulations, 2015)

- **Depositories Connectivity**

National Securities Depository Limited. (NSDL)
Central Depository Services (India) Limited. (CDSL)
ISIN:INE424H01027

- **Share Transfer Process**

1. M/s. KFin Technologies Private Limited processes the physical transfers and other requests from the Shareholders.
2. The Board has delegated the power to approve the transfers to the Share Transfer Committee and the transfers are approved as and when necessary.
3. A Practicing Company Secretary carries out the Secretarial Audit, pertaining to the share transfers every six months and necessary certificate to that effect are issued and the same are filed with the Stock Exchanges.
4. As per SEBI's instructions, the Company's Shares can be sold through Stock Exchanges only in dematerialized form.

- **Commodity Price risk or Foreign Exchange risk and Hedging activities**

Since the Company is engaged in broadcasting business, there are no risks associated with Commodity Price. Further the Company has not carried out any activity for hedging of foreign exchange risk.

- **Market Price Data & Performance in Comparison with BSE and NSE Indices**

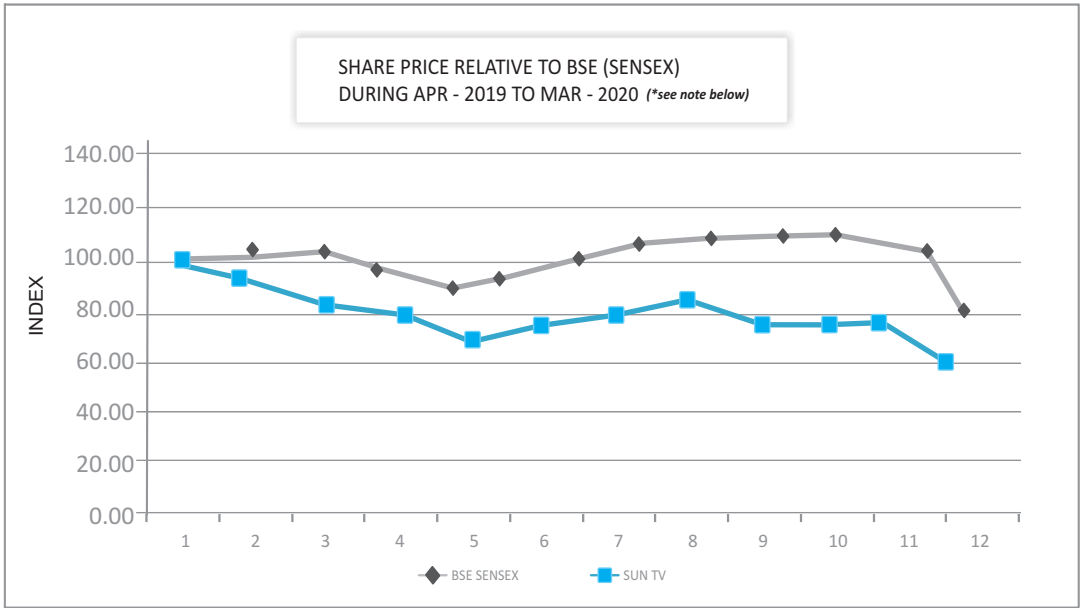
- **Market Price Data**

Month	B.S.E			N.S.E		
	High	Low	Traded Volume (No. of shares)	High	Low	Traded Volume (No. of shares)
Apr-19	649.40	559.25	15,50,393	650.70	559.20	3,78,74,516
May-19	597.00	502.00	24,04,084	597.00	512.00	5,11,67,218
Jun-19	559.00	500.65	14,13,457	559.70	500.50	4,37,30,940
Jul-19	517.80	443.40	16,87,251	518.00	443.15	3,98,76,046
Aug-19	478.90	405.30	18,91,332	479.00	407.10	3,14,30,880
Sep-19	522.25	389.40	23,02,956	522.40	389.35	3,94,68,414
Oct-19	535.75	449.00	15,31,558	536.40	449.00	2,98,65,264
Nov-19	550.95	465.00	17,38,358	551.30	455.25	4,48,39,646
Dec-19	494.00	437.00	14,86,571	491.85	439.25	2,94,35,534
Jan-20	510.40	411.45	20,92,458	510.70	410.00	7,11,14,518
Feb-20	513.70	412.15	18,19,873	513.00	412.40	5,20,49,740
Mar-20	436.70	267.00	19,92,611	437.00	267.00	4,62,76,130

REPORT ON CORPORATE GOVERNANCE

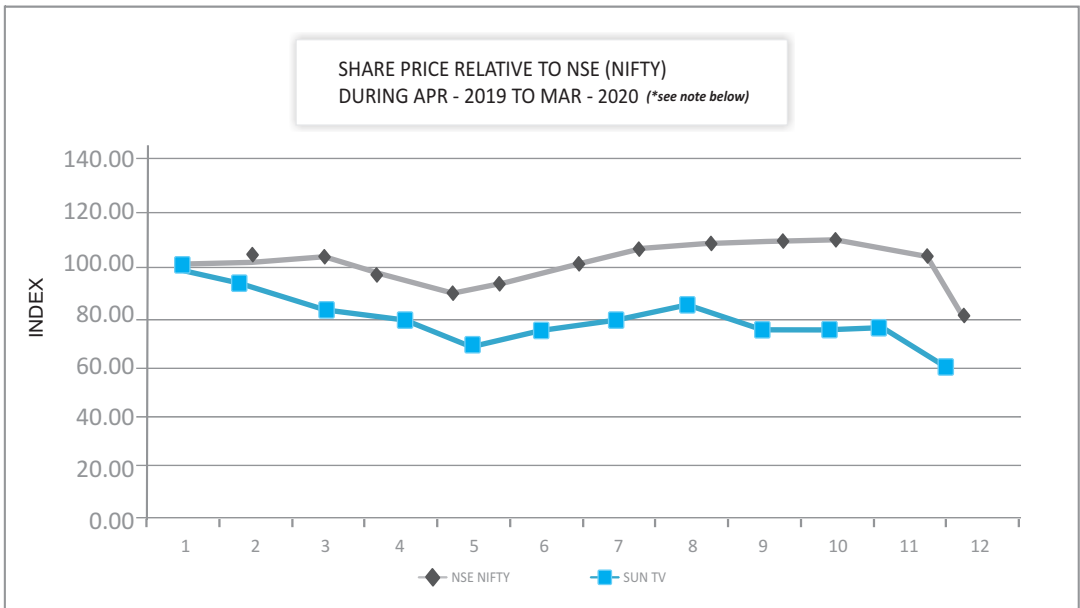
(Pursuant to Regulation 34 of SEBI (LODR) Regulations, 2015)

- Performance in comparison with BSE (SENSEX)**



* The closing value for April is taken as 100. The values for the months, from April' 19 to March' 20, are worked out as a percentage, keeping the Base Value for April' 19 as 100.

- Performance in comparison with NSE (NIFTY)**



* The closing value for April is taken as 100. The values for the months, from April' 19 to March' 20, are worked out as a percentage, keeping the Base Value for April' 19 as 100.

REPORT ON CORPORATE GOVERNANCE
(Pursuant to Regulation 34 of SEBI (LODR) Regulations, 2015)

Shareholding pattern / Distribution

◆ **Shareholding pattern as on March 31, 2020**

Category	% to total Capital
Promoter Group	75.00
Financial Institutions / Bank	0.32
Non Residents (NRI / OCB / FIIs)	0.24
Mutual Funds	6.89
Others	17.55
Total	100.00

◆ **Distribution of Shareholding as on March 31, 2020**

Category	No. of Holders	% to Holders	No. of Shares	% to
1-1000	58347	97.63	3420730	0.87
1001-2000	469	0.78	696786	0.18
2001-3000	239	0.40	584143	0.15
3001-4000	111	0.19	392789	0.10
4001-5000	71	0.12	327523	0.08
5001-10000	173	0.29	1258094	0.32
10001-25000	147	0.25	2303283	0.58
25001 and above	208	0.35	385101272	97.72
Total	59765	100.00	394084620	100.00

◆ **Summary of Shareholding as on March 31, 2020**

Category	No. of Holders	Total Shares	% to Equity
Physical	173	449	0.00
NSDL	33462	39,09,11,632	99.19
CDSL	26130	31,72,539	0.81
Total	59765	39,40,84,620	100.00

◆ **Dematerialization of Shares**

1. The Company has signed agreements with both National Securities Depository Limited (NSDL) and Central Depository Services (India) Limited (CDSL) to provide the facility of holding equity shares in dematerialized form.
2. A qualified practicing Company Secretary carried out a Secretarial Audit to reconcile the total admitted capital with National Securities Depository Limited (NSDL) and Central Depository Services (India) Limited (CDSL) and the total issued and listed capital. The audit confirms that the total issued / paid up capital is in agreement with the total number of shares in physical form and the total number of dematerialized shares held with NSDL and CDSL.
3. As on March 31, 2020, 39,40,84,171 equity shares constituting 99.99% of the total paid up capital of the company have been dematerialized. All the equity shares except the locked in shares if any are freely tradable.

REPORT ON CORPORATE GOVERNANCE
(Pursuant to Regulation 34 of SEBI (LODR) Regulations, 2015)

- **Sexual Harassment**

The Company is committed to provide safe and conducive working environment to all its employees and has zero tolerance for sexual harassment at workplace. In line with the requirements of the Sexual Harassment of Women at Workplace (Prevention, Prohibition and Redressal) Act, 2013 and rules thereunder, the Company has adopted a Policy on prevention, prohibition and redressal of sexual harassment at workplace and has constituted Internal Complaints Committee to redress complaints received regarding sexual harassment. During the year, the Company had not received any complaint of sexual harassment.

- **Details of Demat / Unclaimed Suspense Account**

The Company does not have any shares in the demat suspense account. The details of Unclaimed Suspense Account is given below:

Particulars	Unclaimed Suspense A/c	
	No. of Shareholders	No. of Shares
Aggregate number of shareholders and the outstanding shares in the suspense account lying at the beginning of the year and cases during the financial year	6	484
Number of shareholders who approached listed entity for transfer of shares from suspense account during the year	NIL	NIL
Number of shareholders to whom shares were transferred from suspense account during the year	NIL	NIL
Aggregate number of shareholders and the outstanding shares in the suspense account lying at the end of the year	6	484

The voting rights on the shares outstanding in the suspense account as on March 31, 2020 shall remain frozen till the rightful owner of such shares claims the shares.

- **Outstanding GDRs / ADRs etc.**

The Company has not issued any GDR, ADR or any convertible instruments pending conversion or any other instrument likely to impact equity share capital of the company.

- **Address for correspondence**

Compliance Officer

R. Ravi
Company Secretary
Sun TV Network Limited
Murasoli Maran Towers
73, MRC Nagar Main Road
MRC Nagar, Chennai - 600 028.
Tel: +91 44 4467 6767 Fax: +91 44 4067 6161
Email: ravi@sunnetwork.in
www.suntv.in

REPORT ON CORPORATE GOVERNANCE
(Pursuant to Regulation 34 of SEBI (LODR) Regulations, 2015)

- **Registrars and Share Transfer Agents**

M/s. KFin Technologies Private Limited
Selenium Tower B,
Plot Number 31 & 32, Financial District,
Gachibowli, Hyderabad - 500 032.
Tel: (040) 23420815 Fax: (040) 23420814
Email: einward.ris@kfintech.com
www.kfintech.com

- The Company has complied with all the mandatory requirements specified in Regulation 17 to 27 and applicable requirements of Regulation 46 of Listing Regulations, as amended.

On behalf of the Board

Place : Chennai
Date : August 14, 2020

R. Mahesh Kumar
Managing Director

[This space has been intentionally left blank]

REPORT ON CORPORATE GOVERNANCE
(Pursuant to Regulation 34 of SEBI (LODR) Regulations, 2015)

CERTIFICATE ON CORPORATE GOVERNANCE UNDER LISTING REGULATIONS

To,
The Members of Sun TV Network Limited

a. The Certificate issued in accordance with the terms of our engagement letter dated June 26, 2020.

b. We have examined the compliance of conditions of Corporate Governance by Sun TV Network Limited ('the Company'), for the year ended March 31, 2020, as stipulated in the Regulations 17-27, clauses (b) to (i) of Regulation 46(2) and paragraphs C and D of Schedule V of the SEBI (Listing Obligations and Disclosure Requirements) Regulations, 2015 ('Listing Regulations'), as amended, pursuant to the Listing Agreement of the Company with the Stock Exchanges.

Management Responsibility

The compliance of conditions of Corporate Governance is the responsibility of the Management. This responsibility includes the design, implementation and maintenance of internal control procedures to ensure the compliance with the conditions of Corporate Governance stipulated in the SEBI Listing Regulations.

Auditor's Responsibility

Our examination is limited to review of procedures and implementation thereof, adopted by the Company for ensuring the compliance of the conditions of Corporate Governance. It is neither an audit nor an expression of opinion on the financial statements of the Company.

Opinion

In our opinion and to the best of our information and according to the explanations given to us, we certify that the Company has complied with the conditions of Corporate Governance regulations of the SEBI (Listing Obligations and Disclosure Requirements) Regulations, 2015, as amended.

We further state that such compliance is neither an assurance as to the future viability of the Company nor the efficiency or effectiveness with which the management has conducted the affairs of the Company.

For Lakshmmi Subramanian and Associates

Place : Chennai
Date : July 28, 2020

Lakshmi Subramanian
Senior Partner
CP No. 3534, FCS No. 1087
UDIN: F003534B000515111

REPORT ON CORPORATE GOVERNANCE
(Pursuant to Regulation 34 of SEBI (LODR) Regulations, 2015)

Certificate of Non-Disqualification of Directors
(Pursuant to Regulation 34(3) and Schedule V Para C clause (10)(i) of the SEBI (Listing Obligations and Disclosure Requirements) Regulations, 2015)

To,
Sun TV Network Limited
Murasoli Maran Towers,
73, MRC Nagar Main Road,
MRC Nagar,
Chennai-600028

We have examined the relevant registers, records, forms, returns and disclosures received from the Directors of Sun TV Network Limited CIN L22110TN1985PLC012491 and having registered office at Murasoli Maran Towers, 73, MRC Nagar Main Road, MRC Nagar, Chennai-600028 (hereinafter referred to as 'the Company'), produced before us by the Company for the purpose of issuing this Certificate, in accordance with Regulation 34(3) read with Schedule V Para-C Sub clause 10(i) of the Securities Exchange Board of India (Listing Obligations and Disclosure Requirements) Regulations, 2015.

In our opinion and to the best of our information and according to the verifications (including Directors Identification Number (DIN) status at the portal www.mca.gov.in) as considered necessary and explanations furnished to us by the Company and its officers, we hereby certify that none of the Directors on the Board of the Company as stated below for the Financial Year ending on March 31, 2020 have been debarred or disqualified from being appointed or continuing as Directors of companies by the Securities and Exchange Board of India, Ministry of Corporate Affairs or any such other Statutory Authority.

S.No	Name of Director	DIN	Date of Original Appointment in Company
1	Mr. Kalanithi Maran	00113886	15/12/2005
2	Mr. R. Mahesh Kumar	05263229	01/04/2019
3	Mrs. Kavery Kalanithi	00113905	07/10/2005
4	Mr. K. Vijaykumar	03578076	20/04/2012
5	Ms. Kaviya Kalanithi Maran	07883203	01/04/2019
6	Mr. S. Selvam	00727439	10/08/2009
7	Mr. M.K. Harinarayanan	00545128	23/01/2006
8	Mr. J. Ravindran	00550700	15/06/2007
9	Mr. Nicholas Martin Paul	00542620	15/02/2006
10	Mr. R. Ravivenkatesh	03565108	20/04/2012
11	Mr. Desmond Hemanth Theodore	06925291	01/04/2019
12	Mr. Sridhar Venkatesh	01662866	01/04/2019
13	Mrs. Mathipoorana Ramakrishnan	08362613	21/06/2019

Ensuring the eligibility of the appointment / continuity of every Director on the Board is the responsibility of the management of the Company. Our responsibility is to express an opinion on these based on our verification. This certificate is neither an assurance as to the future viability of the Company nor of the efficiency or effectiveness with which the management has conducted the affairs of the Company.

For Lakshmi Subramanian and Associates

Place : Chennai
Date : July 28, 2020

Lakshmi Subramanian
Senior Partner
CP No. 3534, FCS No. 1087
UDIN: F003534B000515023

CEO/CFO CERTIFICATION

(Pursuant to Regulation 17 of SEBI (LODR) Regulations, 2015)

The Board of Directors Sun TV Network Limited

We, R. Mahesh Kumar, Managing Director and V.C. Unnikrishnan, Chief Financial Officer of Sun TV Network Limited ("the Company"), certify that:

1. We have reviewed the financial statements and the cash flow statement for the year ended March 31, 2020 and to the best of knowledge and belief:
 - a. These statements do not contain any materially untrue statement or omit any material fact or contain statements that might be misleading;
 - b. These statements together present a true and fair view of the Company's affairs and are in compliance with Indian Accounting Standards (Ind-AS), applicable laws and regulations.
2. There are, to the best of our knowledge and belief, no transactions entered into by the Company during the year which are fraudulent, illegal or violate the Company's Code of Conduct.
3. We accept responsibility for establishing and maintaining internal controls for financial reporting and we have evaluated the effectiveness of Company's internal control systems pertaining to financial reporting. We have not come across any reportable deficiencies in the design or operation of such internal controls.
4. We have indicated to the Auditors and the Audit Committee:
 - a. That there are no significant changes in internal control over financial reporting during the year;
 - b. That there are no significant changes in accounting policies during the year;
 - c. That there are no instances of significant fraud of which we have become aware.

R. Mahesh Kumar
Managing Director

V.C. Unnikrishnan
Chief Financial Officer

Place : Chennai
Date : August 14, 2020

CONFIRMATION ON CODE OF CONDUCT

To

The Members of Sun TV Network Limited,

This is to inform that the Board has laid down a code of conduct for all Board Members and Senior Management of the Company.

It is further confirmed that all Directors and Senior Management Personnel of the Company have affirmed compliance with the Code of Conduct of the Company as at March 31, 2020 as envisaged in Listing Regulations.

On behalf of the Board

Place : Chennai
Date : August 14, 2020

R. Mahesh Kumar
Managing Director

BUSINESS RESPONSIBILITY REPORT

Section A: General Information about the Company

1. Corporate Identity Number (CIN) : L22110TN1985PLC012491
2. Name of the Company : Sun TV Network Limited
3. Registered Address : Murasoli Maran Towers
73, MRC Nagar Main Road
MRC Nagar, Chennai - 600028.
4. Website : www.suntv.in
5. Email id : brr@sunnetwork.in
6. Financial Year reported : April 1, 2019 - March 31, 2020
7. Sector(s) that the Company is engaged in (Industrial activity code-wise):
The Company is mainly engaged in the business of Broadcasting of General Entertainment, News Television Channels and FM Radio Channels falling into "Television Programming & Broadcasting" Services - NIC Code (2008) - 60100.
8. **Three key products / services that the Company manufactures / provides (as on balance sheet):**

The Company mainly provides Broadcasting Services and is engaged in the business of Broadcasting of various Regional Television and airing FM Radio Channels.
As a part of the said broadcasting business, the Company earns revenues from Advertisements, Broadcasting Fees and Subscription of Channels both Domestic and International.
9. **Total number of locations where business activity is undertaken by the Company:**
 - i. Number of International locations: Nil
 - ii. Indian operations of the Company are carried out through over fifteen offices located in major commercial hubs of the Country including Tamilnadu, Telangana, Karnataka, Kerala, Maharashtra, Haryana and West Bengal.
10. **Markets served by the Company - Local / State / National / International:**

Company's Television and FM Radio Channels reach out to millions of viewers / listeners over a dozen Countries.

Section B: Financial Details of the Company

1. Paid up Capital (INR) : Rs. 197.04 crore
2. Total turnover (INR) : Rs. 3,404.42 crore
3. Total Profit after taxes (INR) : Rs.1,371.83 crore
4. Total Spending on Corporate Social Responsibility (CSR) as percentage of profit after tax (%):
The Company's total spending on CSR in FY-2019-20 (including 1.30% relating to the previous years) is 3.76% of its current year profit after taxes.
5. List of activities in which expenditure in note - 4 above has been incurred:

The major area in which the above expenditure has been incurred is towards promoting education, medical aid for the poor, Sanitisation facilities, slum area development and relief for the flood affected people.

BUSINESS RESPONSIBILITY REPORT

Section C: Other Details

1. Does the Company have any Subsidiary Company / Companies?

As at March 31, 2020, the Company has two direct subsidiaries namely M/s. Kal Radio Limited and M/s. South Asia FM Limited (SAFM). SAFM is a subsidiary which has been classified as Joint Venture (JV) as per Ind-AS in financial statements of the Company.

2. Do the Subsidiary Company / Companies participate in the BR initiatives of the parent Company?

Business Responsibility initiatives of the parent company are not applicable to the subsidiary companies.

3. Do any other entity / entities (e.g. suppliers, distributors etc.) that the Company does business with participate in the BR initiative of the Company?

No.

Section D: BR Information

1. Details of Director / Directors responsible for BR:

As part of the day-to-day functions and operations, the Company ensures that the Business Responsibility and / or related policies including that of CSR are continuously implemented across the different management level and also periodically reviewed for changes.

- a) Details of the Director / Directors responsible for implementation of the BR policy / policies and details of BR head:

S. No.	Particulars	Details
1	DIN	05263229
2	Name	Mr. R. Mahesh Kumar
3	Designation	Managing Director
4	Telephone Number	(044) 44676767
5	E mail Id	brr@sunnetwork.in

[This space has been intentionally left blank]

BUSINESS RESPONSIBILITY REPORT

2.a) Principle-wise (as per NVGs) BR Policy / policies

S. No.	Questions	Business Ethics	Product Responsibility	Employees Wellbeing	Stakeholder Engagement	Human Rights	Environment	Public & Regulatory Policy	CSR	Customer Relations
		P1	P2	P3	P4	P5	P6	P7	P8	P9
1	Do you have a policy / policies for	Yes	Yes	Yes	Yes	Yes	Yes	Yes	Yes	Yes
2	Has the policy been formulated in consultation with the relevant stakeholders?	Yes	Yes	Yes	Yes	Yes	Yes	Yes	Yes	Yes
3	Does the policy conform to any national / international standards?	NA	Yes	NA	Yes	Yes	NA	NA	Yes	NA
4	Has the policy been approved by the Board? If yes, has it been signed by MD / Owner / CEO / appropriate Board Director?	Yes	No	No	No	No	No	No	Yes	No
5	Does the Company have a specified committee of the Board/ Director / Official to oversee the implementation of the policy?	Yes	Yes	Yes	Yes	Yes	Yes	Yes	Yes	Yes
6	Indicate the link for the policy to be viewed online?	Most of the relevant policies are disseminated and uploaded for information of relevant stakeholders and employees either on Company's intranet site or on Corporate website.								
7	Has the policy been formally communicated to all relevant Internal and external stakeholders?	Yes								
8	Does the Company have in-house structure to implement the policy/policies?	The overall responsibility for implementation of BR / CSR Policies of the Company is under Mr. K. Mahesh Kumar, Managing Director along with Senior Management of the Company.								
9	Does the Company have a grievance redressal mechanism related to the policy / policies to address stakeholders' grievances related to the policy / policies?	Yes								
10	Has the Company carried out Independent audit/ evaluation of the working of this policy by an internal or external agency?	Policies are evaluated regularly by the respective Senior Executives.								

BUSINESS RESPONSIBILITY REPORT

3. Governance related to BR:

- i. Indicate the frequency with which the Board of Directors, Committee of the Board or CEO assesses the BR performance of the Company.

The Managing Director along with the Senior Management of the Company regularly reviews and assesses the BR performance.

- ii. Does the Company publish a BR or sustainability Report? What is hyperlink for viewing this report? How frequently it is published?

The BR report is available as part of Annual Report at www.suntv.in.

Section E: Principle-wise Performance

Principle 1: Businesses should conduct and govern themselves with Ethic Transparency and Accountability

1. Does the policy relating to ethics, bribery and corruption cover only the Company? Yes / No. Does it extend the Group / Joint Ventures / Suppliers / Contractors / NGOs / Others?

The Code of Conduct for Corporate Governance adopted by the Board of Directors is applicable to the Board of Directors and Senior Management. The HR policy applicable to the Company prohibits accepting or giving bribery in any form. Though, at present there is no formal written policy on corruption and bribery covering external stakeholders, controls are in place installed at every level to prevent bribery and corruption.

2. How many stakeholder complaints have been received in the financial year and what percentage was satisfactorily resolved by the management?

15 investor complaints were received during the FY 2019-20 all were resolved and no complaint is pending as on date.

Principle 2: Businesses should provide goods and services that are safe and contribute to sustainability throughout their life cycle

1. List up to 3 of your products or services whose design has incorporated social or environmental concerns, risks and / or opportunities.

The Company meticulously follows the applicable regulation / guidelines issued from time to time by Ministry of Information and Broadcasting (MIB), Telecom Regulatory Authority of India (TRAI) and Indian Broadcasting Federation (IBF) in rendering its services.

2. For each such product, provide the following details in respect of resource use (energy, water, raw materials etc.) per product (optional):

As part of Media and Entertainment Industry, the Company consumes negligible energy.

3. Does the Company procedure in place for sustainable sourcing (including transportation)? If yes, what percentage of your inputs was sourced sustainably?

The unique business model adopted by the Company adequately motivates the content providers to stay with the Company. As the Company is a market leader some of the production houses are associated with the Company since inception. The Company also conducts various event-based programs to identify and encourage budding talents.

BUSINESS RESPONSIBILITY REPORT

4. Has the Company taken any steps to procure goods and services from local and small producers, including communities surrounding their place of work? If yes, what steps have been taken to improve the capacity and capability of local and small vendors?

The Company has regional channels in the four Southern States which sources identifies and nurtures talent from the small producers and local vendors.

5. Does the Company have a mechanism to recycle products and waste?

Not applicable.

Principle 3: Business should promote the well-being of all employees

1. Please indicate the total number of employees:1352
2. Please indicate the total number of employees hired on contractual basis:111
3. Please indicate the number of permanent women employees:153
4. Please indicate the number of permanent employees with disabilities: NIL
5. Do you have employee association that is recognized by management? No
6. What percentage of your permanent employees are members of this recognized employee associations?
Not Applicable.
7. Please indicate the number of complaints relating to child labour, forced labour, involuntary labour, and sexual harassment in the last financial year and pending as on the end of the financial year: NIL
8. What percentage of your above mentioned employees were given safety and skill up gradation training in the last year?

The Company periodically organizes training sessions on safety and it also sponsors its employees to skill up gradation programs conducted by various professional bodies.

Principle 4: Businesses should respect the interests of, and be responsive towards all stakeholders, especially those who are disadvantaged, vulnerable and marginalized.

1. Has the Company mapped its internal and external stakeholders?
Yes. The Company has mapped its internal and external stakeholders and the main categories of the same are as follows: (i) Viewers / Subscribers (ii) Investors, (iii) Banks, (iv) Content Producers, (v) Vendors, (vi) Service Providers (vii) The Ministry of Information & Broadcasting, (viii) The Department of Telecommunication, (ix) Telecom Regulatory Authority of India, (x) Ministry of Corporate Affairs, (xi) Reserve Bank of India, (xii) Foreign Investment Promotion Board, (xiii) Stock Exchanges and (xiv) Depositories.
2. Out of the above, has the Company identified the disadvantaged, vulnerable and marginalized stakeholders? Yes
3. Are there any special initiatives taken by the Company to engage with the disadvantaged, vulnerable and marginalized stakeholders? If so, provide details thereof

The Company as part of regular functioning encourages talents among various sections of the Society it also gives opportunity to new and innovative programs.

BUSINESS RESPONSIBILITY REPORT

Principle 5: Businesses should respect and promote human rights

1. Does the policy of the Company on human rights cover only the Company or extend to the Group /Joint ventures / suppliers / contractors / NGOs / Others?

The policy of the Company on human rights largely applies to the Company and extends to the major stakeholders to the extent applicable.

2. How many stakeholder complaints have been received in the past financial year and what percent was satisfactorily resolved by the Management?

The Company has not received any complaint on human rights violation.

Principle 6: Businesses should respect, protect and make efforts to restore the environment

1. Does the policy related to Principle 6 cover only the Company or extends to the Group / Joint Ventures / Suppliers / Contractors / NGOs / Others?

As a responsible business entity we feel the importance of protecting and safeguarding the environment. The Company implemented new, modern and scientific green initiatives at its registered office.

2. Does the Company have strategies / initiatives to address global environmental issues such as climate change, global warming, etc.? No

3. Does the company identify and assess potential environmental risks? No

4. Does the Company have any project related to Clean Development Mechanism?

No. The Company is engaged in broadcasting activity.

5. Has Company has undertaken any other initiatives on – clean technology, energy efficiency, renewable energy etc?

Not applicable. The Company is engaged in broadcasting activity.

6. Are the Emissions / Waste generated by the Company within permissible limits given by CPCB / SPCB for the financial year being reported?

Not applicable. The Company is engaged in broadcasting activity.

7. Number of show cause / legal notices received from CPCB / SPCB which are pending (i.e. not resolved to satisfaction) as of end of financial year. NIL

Principle 7: Businesses, when engaged in influencing public, clients and regulatory policy, should do so in a responsible manner

1. Is your Company a member of any trade and chambers or association? If yes, name only those major ones that your business deals with.

The Company is a member of

- i) Indian Broadcasting Foundation
- ii) News Broadcasters Association

2. Have you advocated / lobbied through above associations for advancement or improvement of public good? Yes / No; if yes, specify the broad areas

Yes, The Company through these associations has supported / advocated the implementation of digitalization, as laid down by the Ministry of Information and Broadcasting.

BUSINESS RESPONSIBILITY REPORT

Principle 8: Businesses should support inclusive growth and equitable development

1. Does the Company have specified programmes / initiatives / projects in pursuit of the policy related to Principle 8?

The Company has taken initiatives in formulating and implementation of policies relating to Corporate Social Responsibility. The Company regularly contributes to Sun Foundation, a charitable trust to support the various social welfare activities as carried out by the trust.

2. Are the programmes / projects undertaken through in-house team / own foundation / external NGO / government structures / any other organization?

The programmes are undertaken through own foundation, external NGO and State Governments.

3. Have you done any impact assessment of your initiative? No.

4. What is Company’s direct contribution to community development projects - Amount in INR and the details of the projects undertaken?

Refer details of CSR contributions given in Annexure I forming part of this Annual Report

5. Have you taken steps to ensure that the community successfully adopts this community development initiative? Yes

Principle 9: Businesses should engage with and provide value to their customers and consumers in a responsible manner

1. What percentage of customer complaints / consumer cases as on the end of financial year?

No material consumer / customer complaints outstanding as at the end of the financial year.

2. Does the Company display product information on the product label, over and above what is mandated as per local laws? Not Applicable.

3. Is there any case filed by any stakeholder against the Company regarding unfair trade practices, irresponsible advertising and or anti-competitive behavior during the last five years and pending as of end of financial year? None.

4. Did your Company carry out any consumer survey / consumer satisfaction trends?

The Company has subscribed to BARC (Broadcast Audience Research Council). BARC provides periodical television popularity and viewership reports which the Senior Management reviews and acts upon.

For queries related to

Business Responsibility Report:

R. Mahesh Kumar
Managing Director

Tel: 91 44 44676767

Email: brr@sunnetwork.in

Compliance:

R. Ravi
Company Secretary &
Compliance Officer

Tel: 91 44 44676767, Fax: 91 44 40616161

Email: ravi@sunnetwork.in

INDEPENDENT AUDITORS' REPORT

To The Members of Sun TV Network Limited Report on the Audit of the Standalone Financial Statements

Opinion

We have audited the accompanying standalone financial statements of Sun TV Network Limited ("the Company"), which comprise the Balance Sheet as at 31 March 2020, and the Statement of Profit and Loss (including Other Comprehensive Income), the Cash Flow Statement and the Statement of Changes in Equity for the year then ended, and a summary of significant accounting policies and other explanatory information.

In our opinion and to the best of our information and according to the explanations given to us, the aforesaid standalone financial statements give the information required by the Companies Act, 2013 ("the Act") in the manner so required and give a true and fair view in conformity with the Indian Accounting Standards prescribed under section 133 of the Act read with the Companies (Indian Accounting Standards) Rules, 2015, as amended, ("Ind AS"), and other accounting principles generally accepted in India, of the state of affairs of the Company as at 31 March 2020, and its profit, total comprehensive income, its cash flows and the changes in equity for the year ended on that date.

Basis for Opinion

We conducted our audit of the financial statements in accordance with the Standards on Auditing specified under section 143(10) of the Act (SAs). Our responsibilities under those Standards are further described in the Auditor's Responsibility for the Audit of the Financial Statements section of our report. We are independent of the Company in accordance with the Code of Ethics issued by the Institute of Chartered Accountants of India (ICAI) together with the ethical requirements that are relevant to our audit of the financial statements under the provisions of the Act and the Rules made thereunder, and we have fulfilled our other ethical responsibilities in accordance with these requirements and the ICAI's Code of Ethics. We believe that the audit evidence obtained by us is sufficient and appropriate to provide a basis for our audit opinion on the financial statements.

Key Audit Matters

Key audit matters are those matters that, in our professional judgment, were of most significance in our audit of the standalone financial statements of the current period. These matters were addressed in the context of our audit of the standalone financial statements as a whole, and in forming our opinion thereon, and we do not provide a separate opinion on these matters. We have determined the matter described below to be the key audit matter to be communicated in our report.

Allowances for credit losses:	Principal audit procedures performed
<ul style="list-style-type: none"> • The Company recognizes allowance for credit losses based on historical loss experiences, using the simplified approach. • Measurement of loss allowances involves performance of ageing analysis, profiling of receivables, assessment of credit risk, expected cash flows including timing of such cash flows, consideration of reasonable and necessary information to assess the ability and intention to pay. 	<p>We have performed the following procedures:</p> <ul style="list-style-type: none"> • We evaluated the design and tested the effectiveness of controls over the (1) input data used by the management such as the customers' credit risk and past trend of collections (2) completeness and accuracy of information used in the estimation process and (3) computation of the allowance for credit losses. • On a sample basis, We tested a sample of invoices to verify the accuracy of the ageing data and profiling considered.

INDEPENDENT AUDITORS' REPORT(Continued)

Allowances for credit losses:	Principal audit procedures performed
<ul style="list-style-type: none"> • A significant degree of judgement is required in determining the amount of loss allowance. • Refer accounting policy in Note 2(r) and provision for loss allowance in Note no. 24 	<p>We have performed the following procedures:</p> <ul style="list-style-type: none"> • We evaluated the management's process in estimating the credit risk and tested the assumptions using retrospective testing of the estimates with past trends of collection, realization of receivables subsequent to the balance sheet date, commitment plan received from the customers and confirmation of balances obtained. • We also tested the mathematical accuracy and computation of the allowances.

Information Other than the Financial Statements and Auditor's Report Thereon

- The Company's Board of Directors is responsible for the other information. The other information comprises the information included in the Annual report, but does not include the consolidated financial statements, standalone financial statements and our auditor's report thereon.
- Our opinion on the standalone financial statements does not cover the other information and we do not express any form of assurance conclusion thereon.
- In connection with our audit of the standalone financial statements, our responsibility is to read the other information and, in doing so, consider whether the other information is materially inconsistent with the standalone financial statements or our knowledge obtained during the course of our audit or otherwise appears to be materially misstated.
- If, based on the work we have performed, we conclude that there is a material misstatement of this other information, we are required to report that fact. We have nothing to report in this regard.

Management's Responsibility for the Standalone Financial Statements

The Company's Board of Directors is responsible for the matters stated in section 134(5) of the Act with respect to the preparation of these standalone financial statements that give a true and fair view of the financial position, financial performance including other comprehensive income, cash flows and changes in equity of the Company in accordance with the Ind AS and other accounting principles generally accepted in India. This responsibility also includes maintenance of adequate accounting records in accordance with the provisions of the Act for safeguarding the assets of the Company and for preventing and detecting frauds and other irregularities; selection and application of appropriate accounting policies; making judgments and estimates that are reasonable and prudent; and design, implementation and maintenance of adequate internal financial controls, that were operating effectively for ensuring the accuracy and completeness of the accounting records, relevant to the preparation and presentation of the standalone financial statement that give a true and fair view and are free from material misstatement, whether due to fraud or error.

In preparing the standalone financial statements, management is responsible for assessing the Company's ability to continue as a going concern, disclosing, as applicable, matters related to going concern and using the going concern basis of accounting unless management either intends to liquidate the Company or to cease operations, or has no realistic alternative but to do so.

Those Board of Directors are also responsible for overseeing the Company's financial reporting process.

INDEPENDENT AUDITOR'S REPORT(Continued)

Auditor's Responsibility for the Audit of the Standalone Financial Statements

Our objectives are to obtain reasonable assurance about whether the standalone financial statements as a whole are free from material misstatement, whether due to fraud or error, and to issue an auditor's report that includes our opinion. Reasonable assurance is a high level of assurance, but is not a guarantee that an audit conducted in accordance with SAs will always detect a material misstatement when it exists. Misstatements can arise from fraud or error and are considered material if, individually or in the aggregate, they could reasonably be expected to influence the economic decisions of users taken on the basis of these standalone financial statements.

As part of an audit in accordance with SAs, we exercise professional judgment and maintain professional skepticism throughout the audit. We also:

- Identify and assess the risks of material misstatement of the standalone financial statements, whether due to fraud or error, design and perform audit procedures responsive to those risks, and obtain audit evidence that is sufficient and appropriate to provide a basis for our opinion. The risk of not detecting a material misstatement resulting from fraud is higher than for one resulting from error, as fraud may involve collusion, forgery, intentional omissions, misrepresentations, or the override of internal control.
- Obtain an understanding of internal financial control relevant to the audit in order to design audit procedures that are appropriate in the circumstances. Under section 143(3)(i) of the Act, we are also responsible for expressing our opinion on whether the Company has adequate internal financial controls system in place and the operating effectiveness of such controls.
- Evaluate the appropriateness of accounting policies used and the reasonableness of accounting estimates and related disclosures made by the management.
- Conclude on the appropriateness of management's use of the going concern basis of accounting and, based on the audit evidence obtained, whether a material uncertainty exists related to events or conditions that may cast significant doubt on the Company's ability to continue as a going concern. If we conclude that a material uncertainty exists, we are required to draw attention in our auditor's report to the related disclosures in the standalone financial statements or, if such disclosures are inadequate, to modify our opinion. Our conclusions are based on the audit evidence obtained up to the date of our auditor's report. However, future events or conditions may cause the Company to cease to continue as a going concern.
- Evaluate the overall presentation, structure and content of the standalone financial statements, including the disclosures, and whether the standalone financial statements represent the underlying transactions and events in a manner that achieves fair presentation.
- Obtain sufficient appropriate audit evidence regarding the financial information of the Company to express an opinion on the standalone financial statements. We are responsible for the direction, supervision and performance of the audit of the financial statements of the Company.

Materiality is the magnitude of misstatements in the standalone financial statements that, individually or in aggregate, makes it probable that the economic decisions of a reasonably knowledgeable user of the standalone financial statements may be influenced. We consider quantitative materiality and qualitative factors in (i) planning the scope of our audit work and in evaluating the results of our work; and (ii) to evaluate the effect of any identified misstatements in the standalone financial statements.

We communicate with those charged with governance regarding, among other matters, the planned scope and timing of the audit and significant audit findings, including any significant deficiencies in internal control that we identify during our audit.

We also provide those charged with governance with a statement that we have complied with relevant ethical requirements regarding independence, and to communicate with them all relationships and other matters that may reasonably be thought to bear on our independence, and where applicable, related safeguards.

INDEPENDENT AUDITOR'S REPORT(Continued)

Report on Other Legal and Regulatory Requirements

1. As required by Section 143(3) of the Act, based on our audit we report that:
 - a) We have sought and obtained all the information and explanations, which to the best of our knowledge and belief were necessary for the purposes of our audit.
 - b) In our opinion, proper books of account as required by law have been kept by the Company so far as it appears from our examination of those books.
 - c) The Balance Sheet, the Statement of Profit and Loss including Other Comprehensive Income, the Statement of Cash Flows and the Statement of Changes in Equity dealt with by this Report are in agreement with the relevant books of account.
 - d) In our opinion, the aforesaid standalone financial statements comply with the Ind AS specified under Section 133 of the Act.
 - e) On the basis of the written representations received from the directors as on March 31, 2020 taken on record by the Board of Directors, none of the directors is disqualified as on March 31, 2020 from being appointed as a director in terms of Section 164(2) of the Act.
 - f) With respect to the adequacy of the internal financial controls over financial reporting of the Company and the operating effectiveness of such controls, refer to our separate Report in "Annexure A". Our report expresses an unmodified opinion on the adequacy and operating effectiveness of the Company's internal financial controls over financial reporting.
 - g) With respect to the other matters to be included in the Auditor's Report in accordance with the requirements of section 197(16) of the Act, as amended, in our opinion and to the best of our information and according to the explanations given to us, the remuneration paid by the Company to its directors during the year is in accordance with the provisions of section 197 of the Act.
 - h) With respect to the other matters to be included in the Auditor's Report in accordance with Rule 11 of the Companies (Audit and Auditors) Rules, 2014, as amended in our opinion and to the best of our information and according to the explanations given to us:
 - i. The Company has disclosed the impact of pending litigations on its financial position in its standalone financial statements.
 - ii. The Company did not have any long-term contracts including derivative contracts for which there were any material foreseeable losses.
 - iii. There has been no delay in transferring amounts, required to be transferred, to the Investor Education and Protection Fund by the Company.
2. As required by the Companies (Auditor's Report) Order, 2016 ("the Order") issued by the Central Government in terms of Section 143(11) of the Act, we give in "Annexure B" a statement on the matters specified in paragraphs 3 and 4 of the Order.

For Deloitte Haskins & Sells LLP
Chartered Accountants
(Firm Registration No. 117366W/W-100018)

Place : Chennai
Date : August 14, 2020

Ananthi Amarnath
Partner
(Membership No.209252)
UDIN: 20209252AAAAHY7236

ANNEXURE "A" TO THE INDEPENDENT AUDITOR'S REPORT

ANNEXURE "A" TO THE INDEPENDENT AUDITOR'S REPORT (Referred to in paragraph (f) under 'Report on Other Legal and Regulatory Requirements' Section of our report of even date)

Report on the Internal Financial Controls Over Financial Reporting under Clause (i) of Sub-Section 3 of Section 143 of the Companies Act, 2013 ("the Act")

We have audited the internal financial controls over financial reporting of Sun TV Network Limited ("the Company") as of March 31, 2020 in conjunction with our audit of the standalone Ind AS financial statements of the Company for the year ended on that date.

Management's Responsibility for Internal Financial Controls

The Company's management is responsible for establishing and maintaining internal financial controls based on the internal control over financial reporting criteria established by the Company considering the essential components of internal control stated in the Guidance Note on Audit of Internal Financial Controls Over Financial Reporting issued by the Institute of Chartered Accountants of India. These responsibilities include the design, implementation and maintenance of adequate internal financial controls that were operating effectively for ensuring the orderly and efficient conduct of its business, including adherence to respective company's policies, the safeguarding of its assets, the prevention and detection of frauds and errors, the accuracy and completeness of the accounting records, and the timely preparation of reliable financial information, as required under the Companies Act, 2013.

Auditor's Responsibility

Our responsibility is to express an opinion on the Company's internal financial controls over financial reporting of the Company based on our audit. We conducted our audit in accordance with the Guidance Note on Audit of Internal Financial Controls Over Financial Reporting (the "Guidance Note") issued by the Institute of Chartered Accountants of India and the Standards on Auditing prescribed under Section 143(10) of the Companies Act, 2013, to the extent applicable to an audit of internal financial controls. Those Standards and the Guidance Note require that we comply with ethical requirements and plan and perform the audit to obtain reasonable assurance about whether adequate internal financial controls over financial reporting was established and maintained and if such controls operated effectively in all material respects.

Our audit involves performing procedures to obtain audit evidence about the adequacy of the internal financial controls system over financial reporting and their operating effectiveness. Our audit of internal financial controls over financial reporting included obtaining an understanding of internal financial controls over financial reporting, assessing the risk that a material weakness exists, and testing and evaluating the design and operating effectiveness of internal control based on the assessed risk. The procedures selected depend on the auditor's judgement, including the assessment of the risks of material misstatement of the financial statements, whether due to fraud or error.

We believe that the audit evidence we have obtained is sufficient and appropriate to provide a basis for our audit opinion on the Company's internal financial controls system over financial reporting.

Meaning of Internal Financial Controls Over Financial Reporting

A company's internal financial control over financial reporting is a process designed to provide reasonable assurance regarding the reliability of financial reporting and the preparation of financial statements for external purposes in accordance with generally accepted accounting principles. A company's internal financial control over financial reporting includes those policies and procedures that (1) pertain to the maintenance of records that, in reasonable detail, accurately and fairly reflect the transactions and dispositions of the assets of the company; (2) provide reasonable assurance that transactions are recorded as necessary to permit preparation of financial statements in accordance with

ANNEXURE "A" TO THE INDEPENDENT AUDITOR'S REPORT

generally accepted accounting principles, and that receipts and expenditures of the company are being made only in accordance with authorisations of management and directors of the company; and (3) provide reasonable assurance regarding prevention or timely detection of unauthorised acquisition, use, or disposition of the company's assets that could have a material effect on the financial statements.

Inherent Limitations of Internal Financial Controls Over Financial Reporting

Because of the inherent limitations of internal financial controls over financial reporting, including the possibility of collusion or improper management override of controls, material misstatements due to error or fraud may occur and not be detected. Also, projections of any evaluation of the internal financial controls over financial reporting to future periods are subject to the risk that the internal financial control over financial reporting may become inadequate because of changes in conditions, or that the degree of compliance with the policies or procedures may deteriorate.

Opinion

In our opinion, to the best of our information and according to the explanations given to us, the Company has, in all material respects, an adequate internal financial controls system over financial reporting and such internal financial controls over financial reporting were operating effectively as at March 31, 2020, based on "the criteria for internal financial control over financial reporting established by the Company considering the essential components of internal control stated in the Guidance Note on Audit of Internal Financial Controls Over Financial Reporting issued by the Institute of Chartered Accountants of India.

For Deloitte Haskins & Sells LLP
Chartered Accountants
(Firm Registration No. 117366W/W-100018)

Place : Chennai
Date : August 14, 2020

Ananthi Amarnath
Partner
(Membership No.209252)
UDIN: 20209252AAAAHY7236

[This space has been intentionally left blank]

ANNEXURE "B" TO THE INDEPENDENT AUDITOR'S REPORT

(Referred to in paragraph 2 under 'Report on Other Legal and Regulatory Requirements' Section of our report of even date)

- (i) In respect of fixed assets (property, plant and equipment):
 - (a) The Company has generally maintained proper records showing full particulars, including quantitative details and situation of Property, Plant and Equipment.
 - (b) The Property plant and equipment were physically verified during the year by the Management in accordance with a regular programme of verification which, in our opinion, provides for physical verification of all the Property plant and equipment at reasonable intervals. According to the information and explanation given to us, no material discrepancies were noticed on such verification.
 - (c) According to the information and explanations given to us and the records examined by us and based on the examination of the registered sale deed provided to us, we report that, the title deeds, comprising all the immovable properties of land and buildings which are freehold, are held in the name of the Company as at the balance sheet date. In respect of immovable properties of building that have been taken on lease, the lease agreements are in the name of the Company.
- (ii) As explained to us, the inventories were physically verified during the year by the Management at reasonable intervals and no material discrepancies were noticed on physical verification.
- (iii) The Company has not granted any loans, secured or unsecured, to companies, firms, Limited Liability Partnerships or other parties covered in the register maintained under section 189 of the Companies Act, 2013.
- (iv) In our opinion and according to the information and explanations given to us, the Company has with the provisions of Sections 185 and 186 of the Companies Act, 2013 in respect of grant of loans, making investments and providing guarantees and securities, as applicable.
- (v) According to the information and explanations given to us, the Company has not accepted any deposit during the year. There were no deposits outstanding anytime during the year.
- (vi) The maintenance of cost records has been specified by the Central Government under section 148(1) of the Companies Act, 2013. We have broadly reviewed the cost records maintained by the Company pursuant to the Companies (Cost Records and Audit) Rules, 2016, as amended prescribed by the Central Government under sub-section (1) of Section 148 of the Companies Act, 2013, and are of the opinion that, prima facie, the prescribed cost records have been made and maintained. We have, however, not made a detailed examination of the cost records with a view to determine whether they are accurate or complete.
- (vii) According to the information and explanations given to us, in respect of statutory dues:
 - (a) The Company has been regular in depositing undisputed statutory dues, including Provident Fund, Employees' State Insurance, Income-tax, Goods and Services Tax, cess and other material statutory dues applicable to it to the appropriate authorities.
 - (b) There were no undisputed amounts payable in respect of Provident Fund, Employees' State Insurance, Income-tax, Goods and Service Tax, Customs Duty, cess and other material statutory dues in arrears as at March 31, 2020 for a period of more than six months from the date they became payable.
 - (c) Details of dues of Income-tax, Service Tax and Customs Duty which have not been deposited as on March 31, 2020 on account of disputes are given below:

ANNEXURE "B" TO THE INDEPENDENT AUDITOR'S REPORT

Name of the statute	Nature of dues	Forum where dispute is pending	Period to which the amount relates	Amount Involved Rs. Crores	Amount Unpaid Rs. Crores	Amount Paid Rs. Crores
Income Tax Act, 1961	Income Tax	Commissioner of Income Tax (Appeals)	FY 2006-07, FY 2009-10, FY 2012-13, FY 2013-14, FY 2014-2015 FY 2015-16 and FY 2016-2017	582.19	0.38	581.81
Finance Act, 1994	Service Tax	Customs, Excise and Service Tax Appellate Tribunal	FY 2009-2015	3.05	0.21	2.84
Customs Act, 1994	Service Tax	Supreme Court	FY 2010-12	23.46	1.76	21.70
Finance Act, 1962	Customs Duty	Customs, Excise and Service Tax Appellate Tribunal	FY 2007-2008	63.63	60.18	3.45

- (viii) In our opinion and according to the information and explanations given to us, the Company has not defaulted in the repayment of loans or borrowings to financial institutions, banks and government. The Company has not issued any debentures and has not borrowed any money from financial institutions.
- (ix) The Company has not raised moneys by way of initial public offer or further public offer (including debt instruments) or term loans and hence reporting under clause (ix) of the CARO 2016 Order is not applicable.
- (x) To the best of our knowledge and according to the information and explanations given to us, no fraud by the Company and no material fraud on the Company by its officers or employees has been noticed or reported during the year.
- (xi) In our opinion and according to the information and explanations given to us, the Company has paid / provided managerial remuneration in accordance with the requisite approvals mandated by the provisions of section 197 read with Schedule V to the Companies Act, 2013.
- (xii) The Company is not a Nidhi Company and hence reporting under clause (xii) of the CARO 2016 Order is not applicable.
- (xiii) In our opinion and according to the information and explanations given to us, the Company is in compliance with Section 177 and 188 of the Companies Act, 2013, where applicable, for all transactions with the related parties and the details of related party transactions have been disclosed in the financial statements etc. as required by the applicable accounting standards.
- (xiv) During the year the Company has not made any preferential allotment or private placement of shares or fully or partly convertible debentures and hence reporting under clause (xiv) of CARO 2016 is not applicable to the Company.

ANNEXURE "B" TO THE INDEPENDENT AUDITOR'S REPORT

xv) In our opinion and according to the information and explanations given to us, during the year the Company has not entered into any non-cash transactions with its directors or directors of its subsidiary or its associate company or persons connected with them and hence provisions of section 192 of the Companies Act, 2013 are not applicable.

(xvi) The Company is not required to be registered under section 45-I of the Reserve Bank of India Act, 1934.

For Deloitte Haskins & Sells LLP

Chartered Accountants

(Firm Registration No. 117366W/W-100018)

Place : Chennai

Date : August 14, 2020

Ananthi Amarnath

Partner

(Membership No. 209252)

UDIN: 20209252AAAAHY7236

[This space has been intentionally left blank]

Standalone Balance Sheet as at March 31, 2020

(All amounts are in crores of Indian Rupees)

Particulars	Notes	As at March 31, 2020	As at March 31, 2019
ASSETS			
Non-Current Assets			
Property, Plant and Equipment	3	631.78	662.46
Capital Work-in-Progress		66.25	13.31
Investment Properties	4	8.28	11.26
Intangible assets	5	250.15	261.85
Right to use Assets	5A	56.07	-
Investment in subsidiary & joint venture	6	713.55	713.55
Financial Assets			
Investments	6	277.49	257.43
Other Financial Assets	6	11.06	11.23
Non Current tax assets (net)		73.08	94.22
Other non current assets	7	207.89	204.64
		2,295.60	2,229.95
Current Assets			
Inventories	8	-	0.24
Financial Assets			
Investments	9	1,957.94	2,079.51
Trade receivables	10	1,309.98	1,078.99
Cash and Cash Equivalents	11.1	402.48	374.70
Bank Balances other than cash and cash equivalents	11.2	126.34	96.20
Other Financial Assets	9.2	185.46	168.51
Other current assets	7	38.86	41.31
		4,021.06	3,839.46
TOTAL ASSETS		6,316.66	6,069.41
EQUITY AND LIABILITIES			
Equity			
Equity Share Capital	12.1	197.04	197.04
Other Equity	12.2	5,427.05	5,243.48
Total Equity		5,624.09	5,440.52
Non-Current Liabilities			
Financial Liabilities			
Trade Payables			
- total outstanding dues of micro enterprises and small enterprises			
		-	-
- total outstanding dues of creditors other than micro enterprises and small enterprises			
		-	-
Other financial liabilities	13	42.73	6.77
Government Grants	17	3.89	4.53
Deferred tax liabilities	14	85.14	105.60
		131.76	116.90

Standalone Balance Sheet as at March 31, 2020

(All amounts are in crores of Indian Rupees)

Particulars	Notes	As at March 31, 2020	As at March 31, 2019
Current Liabilities			
Financial Liabilities			
Trade Payables			
- total outstanding dues of micro enterprises and small enterprises	15	-	-
- total outstanding dues of creditors other than micro enterprises and small enterprises	15	277.14	198.58
Other current financial liabilities	16	212.61	181.56
Government Grants	17	0.64	0.78
Provisions	18	20.91	17.41
Other Current Liabilities	19	49.51	113.66
		560.81	511.99
		6,316.66	6,069.41
TOTAL EQUITY AND LIABILITIES			

Summary of significant accounting policies 2

The accompanying notes are an integral part of the standalone financial statements.

In terms of our report attached
For Deloitte Haskins & Sells LLP
Chartered Accountants

For and on behalf of the Board of Directors

Ananthi Amarnath
Partner

Kalanithi Maran
Chairman

R. Mahesh Kumar
Managing Director

Place : Chennai
Date : August 14, 2020

R. Ravi
Company Secretary

V C Unnikrishnan
Chief Financial Officer

Place : Chennai
Date : August 14, 2020

STANDALONE STATEMENT OF PROFIT AND LOSS FOR THE YEAR ENDED MARCH 31, 2020

(All amounts are in crores of Indian Rupees, except in respect of number and per share information)

Particulars	Notes	Year Ended March 31, 2020	Year Ended March 31, 2019
Income			
Revenue from Operations	20	3,404.42	3,663.27
Other Income	21	248.93	219.95
Total Income (I)		3,653.35	3,883.22
Expenses			
Operating expenses	22	545.55	505.23
Employee benefits expenses	23	292.39	300.60
Other expenses	24	330.42	293.13
Depreciation and amortization expenses	25	679.33	646.67
Finance costs	26	7.78	1.65
Total Expense (II)		1,855.47	1,747.28
Profit before tax - (I) - (II)		1,797.88	2,135.94
Current Taxes		446.51	712.45
Deferred Taxes (net)		(20.46)	28.63
Income tax expense	27	426.05	741.08
Profit for the year		1,371.83	1,394.86
Other Comprehensive Income:			
Other comprehensive income not to be reclassified to profit or loss in subsequent periods:			
Remeasurement gains and (losses) on defined benefit obligations		(0.72)	(0.83)
Income tax effect		0.18	0.29
Net other comprehensive income not to be reclassified to profit or loss in subsequent periods		(0.54)	(0.54)
Total comprehensive income for the year		1,371.29	1,394.32
Earnings per Equity Share of Rs.5.00 /- each	28		
Basic earnings from operations attributable to share holders		34.81	35.39
Diluted earnings from operations attributable to share holders		34.81	35.39

STANDALONE STATEMENT OF PROFIT AND LOSS FOR THE YEAR ENDED MARCH 31, 2020

(All amounts are in crores of Indian Rupees, except in respect of number and per share information)

Significant Accounting Policies 2

The accompanying notes are an integral part of the standalone financial statements.

In terms of our report attached

For Deloitte Haskins & Sells LLP
Chartered Accountants

For and on behalf of the Board of Directors

Ananthi Amarnath
Partner

Kalanithi Maran
Chairman

R. Mahesh Kumar
Managing Director

Place : Chennai
Date : August 14, 2020

R. Ravi
Company Secretary

V C Unnikrishnan
Chief Financial Officer

Place : Chennai
Date : August 14, 2020

[This space has been intentionally left blank]

STANDALONE STATEMENT OF CHANGES IN EQUITY FOR THE YEAR ENDED MARCH 31, 2020*(All amounts are in crores of Indian Rupees, except in respect of number of shares)***a. Equity Share Capital:**

Equity shares of Rs. 5.00/- each issued, subscribed and fully paid	Number	Amount
As at April 1, 2018	39,40,84,620	197.04
At March 31, 2019	39,40,84,620	197.04
At March 31, 2020	39,40,84,620	197.04

b. Other equity**For the year ended March 31, 2020**

Particulars	Attributable to Equity share holders			
	Retained earnings	Securities Premium Reserve	General Reserve	Total
As at April 1, 2019	4,287.86	471.82	483.80	5,243.48
Profit for the year	1,371.83	-	-	1,371.83
Other comprehensive income	(0.54)	-	-	(0.54)
Total Comprehensive Income	5,659.15	471.82	483.80	6,614.77
Dividends paid (Refer note - 12.3)	(985.21)	-	-	(985.21)
Dividend distribution tax (DDT)	(202.51)	-	-	(202.51)
As at March 31, 2020	4,471.43	471.82	483.80	5,427.05

For the year ended March 31, 2019

Particulars	Attributable to Equity share holders			
	Retained earnings	Securities Premium Reserve	General Reserve	Total
As at April 1, 2018	3,487.41	471.82	483.80	4,443.03
Profit for the year	1,394.86	-	-	1,394.86
Other comprehensive income	(0.54)	-	-	(0.54)
Total Comprehensive Income	4,881.73	471.82	483.80	5,837.35
Dividends paid (Refer note - 12.3)	(492.61)	-	-	(492.61)
Dividend distribution tax(DDT)	(101.26)	-	-	(101.26)
As at March 31, 2019	4,287.86	471.82	483.80	5,243.48

Significant Accounting Policies

2

See the accompanying notes forming part of the Standalone Financial Statements.

In terms of our report attached

For Deloitte Haskins & Sells LLP
Chartered Accountants

For and on behalf of the Board of Directors

Ananthi Amarnath
Partner

Kalanithi Maran
Chairman

R. Mahesh Kumar
Managing Director

Place : Chennai
Date : August 14, 2020

R. Ravi
Company Secretary

V C Unnikrishnan
Chief Financial Officer

Place : Chennai
Date : August 14, 2020

STANDALONE STATEMENT OF CASH FLOW FOR THE YEAR ENDED MARCH 31, 2020

(All amounts are in crores of Indian Rupees, unless otherwise stated)

Particulars	Year ended March 31, 2020	Year ended March 31, 2019
Cash flow from operating activities		
Net profit before tax	1,797.88	2,135.94
Adjustments to reconcile profit before tax to net cash flows:		
Depreciation on property, plant and equipment and investment properties	88.70	66.19
Amortisation of intangible assets	590.63	580.48
(Profit) / Loss on sale of property, plant and equipment	0.12	0.10
Foreign exchange translation loss / (gain) on monetary assets and liabilities	(9.42)	1.19
Impairment allowance (allowance for bad and doubtful debts / movie advance and other advances)	32.41	(13.00)
Provision for litigations and claims	1.33	1.07
Bad debts written off	8.13	5.47
Liabilities / provisions no longer required written back	(0.84)	(0.41)
Interest income	(44.02)	(59.35)
Deferral of DTH Revenue	11.09	7.84
Export incentives (Government grants) (Refer Note 17)	(0.78)	(0.95)
Dividend income / Net gain on sale of current investments	(175.81)	(66.87)
Fair value gain on financial instruments at fair value through profit or loss	(9.67)	(74.78)
Finance cost	7.78	1.65
Operating profit before working capital changes	2,297.53	2,584.57
Movements in working capital :		
(Increase) / Decrease in trade receivables	(263.53)	(64.12)
(Increase) / Decrease in inventories	0.24	0.01
(Increase) / Decrease in other current assets/other financial assets	(15.09)	(65.87)
(Increase) / Decrease in loans and advances	3.37	(21.58)
Increase / (Decrease) in trade payables and other liabilities / other financial liabilities	11.02	66.13
Increase / (Decrease) in provisions	2.17	0.63
Cash generated from operations	2,035.71	2,499.77
Direct taxes paid (net of refunds)	(425.37)	(722.60)
Net cash flow from operating activities (A)	1,610.34	1,777.17
Cash flow from investing activities		
Payment for Purchase of PP&E, investment properties and capital work in progress (including capital advances)	(28.99)	(19.88)
Payment for purchase of intangible assets (including advances paid for purchase of movies)	(629.48)	(528.53)
Payment for purchase of financial instruments (current investments)	(1,554.00)	(1,865.00)
Proceeds from sale of financial instruments (current investments)	1,704.89	1,373.05
Proceeds from sale of Property, Plant & Equipment (PP&E)	0.56	0.54
Proceeds from maturity of Non current investments (tax free bonds)	8.21	-

STANDALONE STATEMENT OF CASH FLOW FOR THE YEAR ENDED MARCH 31, 2020*(All amounts are in crores of Indian Rupees, unless otherwise stated)*

Particulars		Year ended March 31, 2020	Year ended March 31, 2019
Payment for purchase of Non - current investments		(50.00)	(73.48)
Term deposits placed with banks during the year		(125.87)	(95.86)
Term deposits refunded from banks during the year		95.86	48.55
Interest received (finance income)		35.56	28.65
Dividend income / Net gain on sale of current investments		175.81	66.87
Net cash (used in) investing activities	(B)	(367.45)	(1,065.09)
Cash flow from financing activities			
Proceeds from Short term borrowings		280.21	253.00
Repayment of Short term borrowings		(280.21)	(253.00)
Repayment of lease liabilities		(28.41)	-
Interim Dividend Paid		(985.21)	(492.61)
Tax on interim dividend paid		(202.51)	(101.26)
Interest paid (finance cost)		(0.65)	(1.65)
Net cash (used in) financing activities	(C)	(1,216.78)	(595.52)
Exchange differences on translation of foreign currency cash and cash equivalents	(D)	1.67	(0.17)
Net (decrease) / increase in cash and cash equivalents	(A+B+C+D)	27.78	116.40
Opening balance of cash and cash equivalents	E	374.70	258.30
Closing balance of cash and cash equivalents	F	402.48	374.70
Net increase / (decrease) in cash and cash equivalents	(F-E)	27.78	116.40
Closing cash and Bank Balance	(F)	402.48	374.70
Notes			
a) The reconciliation to the cash and bank balances as given in Note 11.1 is as follows :			
Cash and Cash Equivalents (Note 11.1)		402.48	374.70
Cash and cash equivalents, end of year		402.48	374.70

STANDALONE STATEMENT OF CASH FLOW FOR THE YEAR ENDED MARCH 31, 2020

(All amounts are in crores of Indian Rupees, unless otherwise stated)

Particulars	Year ended March 31, 2020	Year ended March 31, 2019
b) Components of cash and cash equivalents		
Cash and cheques on hand	0.07	0.02
With banks - on current account	183.84	152.96
- on deposit account (unrestricted)	218.57	221.72

In terms of our report attached

For Deloitte Haskins & Sells LLP

Chartered Accountants

For and on behalf of the Board of Directors

Ananthi Amarnath

Partner

Kalanithi Maran

Chairman

R. Mahesh Kumar

Managing Director

Place : Chennai

Date : August 14, 2020

R. Ravi

Company Secretary

V C Unnikrishnan

Chief Financial Officer

Place : Chennai

Date : August 14, 2020

[This space has been intentionally left blank]

NOTES TO THE STANDALONE FINANCIAL STATEMENTS FOR THE YEAR ENDED MARCH 31, 2020

(All amounts are in crores of Indian Rupees, unless otherwise stated)

1. Corporate information

Sun TV Network Limited ('Sun TV' or 'the Company') was incorporated on December 18, 1985 as Sumangali Publications Private Limited. The Company is engaged in producing and broadcasting satellite television and radio software programming in the regional languages of South India. The Company is listed on the Bombay Stock Exchange ('BSE') and the National Stock Exchange ('NSE') in India. The Company has its registered office at Murasoli Maran Towers, 73, MRC Nagar Main Road, MRC Nagar, Chennai – 600 028.

The Company currently operates television channels in four South Indian languages and also in Bangla, predominantly to viewers in India, and also to viewers in Sri Lanka, Singapore, Malaysia, United Kingdom, Europe, Middle East, United States, Australia, South Africa and Canada. The Company's flagship channel is Sun TV. The other major satellite channels of the Company are Surya TV, Gemini TV, Udaya TV and Sun Bangla. The Company is also into the business of FM Radio broadcasting at Chennai, Coimbatore and Tirunelveli. The Company produces its own content / acquires the related rights. The Company has the license to operate an Indian Premier League ('IPL') franchise "Sun Risers Hyderabad". The Company also operates an OTT platform "SUNNXT".

These standalone financial statements has been approved by the Board of Directors at their meeting held on August 14, 2020.

2. Summary of significant accounting policies**a) Statement of compliance and basis of preparation of financial statements**

The financial statements of the Company have been prepared in accordance with the Indian Accounting Standards (Ind AS) as per the Companies (Indian Accounting Standards) Rules, 2015, read with Companies (Indian Accounting Standards) Amendment Rules, 2016, as amended and notified under Section 133 of the Companies Act, 2013 (the Act) and other relevant provisions of the Act.

Accounting policies have been consistently applied except where a newly issued accounting standard is initially adopted or a revision to an existing accounting standard requires a change in the accounting policy hitherto in use.

The financial statements have been prepared on a historical cost basis except for certain financial assets and liabilities, which have been measured at fair value (refer accounting policy regarding financial instruments).

b) Current versus non-current classification

The Company presents assets and liabilities in the balance sheet based on current/ non-current classification.

An asset is treated as current when it is:

- Expected to be realized or intended to be sold or consumed in normal operating cycle
- Held primarily for the purpose of trading
- Expected to be realized within twelve months after the reporting period, or
- Cash or cash equivalent unless restricted from being exchanged or used to settle a liability for at least twelve months after the reporting period.

All other assets are classified as non-current.

NOTES TO THE STANDALONE FINANCIAL STATEMENTS FOR THE YEAR ENDED MARCH 31, 2020

(All amounts are in crores of Indian Rupees, unless otherwise stated)

A liability is current when:

- It is expected to be settled in normal operating cycle
- It is held primarily for the purpose of trading
- It is due to be settled within twelve months after the reporting period, or
- There is no unconditional right to defer the settlement of the liability for at least twelve months after the reporting period.

The Company classifies all other liabilities as non-current.

Deferred tax assets and liabilities are classified as non-current assets and liabilities.

The operating cycle is the time between the acquisition of assets for processing and their realization in cash and cash equivalents. The Company has identified twelve months as its operating cycle.

c) Property, plant and equipment and Depreciation

Property, plant and equipment are stated at cost less accumulated depreciation and impairment losses, if any. Cost comprises the purchase price (including all duties and taxes after deducting trade discounts and rebates if any) and any attributable cost of bringing the asset to its working condition for its intended use. Such cost includes the cost of replacing part of the plant and equipment and borrowing costs for long-term construction projects if the recognition criteria are met. Likewise, when a major expenditure is incurred, its cost is recognised in the carrying amount of the plant and equipment, if it increases the future benefits from the existing asset. All other expenses on existing fixed assets, including day-to-day repair and maintenance expenditure, are charged to the statement of profit and loss for the period during which such expenses are incurred.

For depreciation, the Company identifies and determines cost of assets significant to the total cost of the assets having useful life that is materially different from that of the life of the principal asset.

Property, plant and equipment under construction and fixed assets acquired but not put to use at the balance sheet date are classified as capital work in progress.

An item of property, plant and equipment and any significant part initially recognised is derecognised upon disposal or when no future economic benefits are expected from its use or disposal. Gains or losses arising from de-recognition of Property, plant and equipment are measured as the difference between the net disposal proceeds and the carrying amount of the asset and are recognized in the statement of profit and loss when the asset is derecognized.

The residual values, useful lives and methods of depreciation of property, plant and equipment are reviewed at each financial year end and adjusted prospectively, if appropriate.

Depreciation

Based on a technical assessment and a review of past history of asset usage, management of the Company has not revised its useful lives to those referred to under Schedule II to the Companies Act, 2013 (as amended).

Depreciation on property, plant and equipment other than aircraft and leasehold improvements is provided on written down value method, using the rates arrived at based on the useful lives estimated by the management. The Company has used the following useful life to provide depreciation on its property, plant and equipment.

NOTES TO THE STANDALONE FINANCIAL STATEMENTS FOR THE YEAR ENDED MARCH 31, 2020

(All amounts are in crores of Indian Rupees, unless otherwise stated)

	<u>Years</u>
Buildings	20 - 58
Plant and machinery	10 - 20
Office Equipment	3 - 20
Computer and related equipment	6 - 13
Furniture and fittings	15
Motor Vehicles	10

Leasehold improvements are depreciated over the lower of estimated useful lives of the assets and the remaining primary period of the lease. The average useful life of Leasehold improvements is 3 to 8 years.

Costs incurred towards purchase of aircraft are depreciated using the straight-line method based technical assessment and a review of past history of asset usage, management's estimate of useful life of such aircrafts, i.e. 15 years.

Fixed assets individually costing Rs. 5000/- or less are depreciated within one year from the date of purchase.

d) Investment Properties

Investment properties are measured initially at cost, including transaction costs. Subsequent to initial recognition, investment properties are stated at cost less accumulated depreciation and accumulated impairment loss, if any.

Depreciation on Investment properties is provided on written down value method, using the useful lives estimated by the management. The Company, based on technical assessment made by technical expert and management estimate, depreciates the building over estimated useful life of 20 to 58 years which is different from the useful life prescribed in Schedule II to the Companies Act, 2013. The management believes that these estimated useful lives are realistic and reflect fair approximation of the period over which the assets are likely to be used.

Though the Company measures investment properties using cost based measurement, the fair value of investment properties is disclosed in the notes. Fair values are determined based on an annual evaluation performed by an accredited external independent valuer applying an approved valuation model (refer note 4 of Standalone financial statement).

Investment properties are derecognised either when they have been disposed of or when they are permanently withdrawn from use and no future economic benefit is expected from their disposal. The difference between the net disposal proceeds and the carrying amount of the asset is recognised in profit or loss in the period of derecognition.

e) Intangible assets and amortization

Intangible assets acquired are measured on initial recognition at cost. Following initial recognition, Intangible assets are carried at cost less accumulated amortisation and accumulated impairment losses, if any.

Intangible assets with finite lives are amortised over the useful economic life and assessed for impairment whenever there is an indication that the intangible asset may be impaired. The amortisation period and the amortisation method for an intangible asset with a finite useful life are reviewed at least at the end of each reporting period. Changes in the expected useful life or the expected pattern of consumption of future economic benefits embodied in the asset are considered to modify the amortisation period or method, as appropriate, and are treated as changes in accounting estimates. The amortisation expense on intangible assets with finite lives is recognised in the statement of profit and loss unless such expenditure forms part of carrying value of another asset.

NOTES TO THE STANDALONE FINANCIAL STATEMENTS FOR THE YEAR ENDED MARCH 31, 2020

(All amounts are in crores of Indian Rupees, unless otherwise stated)

□ Computer software

Costs incurred towards purchase of computer software are depreciated using the straight-line method over a period based on management's estimate of useful lives of such software being 3 years, or over the license period of the software, whichever is shorter.

□ Film and program broadcasting rights ('Satellite Rights')

Acquired Satellite Rights for the broadcast of feature films and other long-form programming such as multi-episode television serials are initially stated at cost.

Future revenues from use of these satellite rights cannot be estimated with any reasonable accuracy as these are susceptible to a variety of factors, such as the level of market acceptance of television products, programming viewership, advertising rates etc., and accordingly cost related to film is fully expensed on the date of first telecast of the film and the cost related to program broadcasting rights / multi episodes series are amortized based on the telecasted episodes.

□ Film production costs, distribution and related rights

The cost of film production is allocated between distribution and related rights based on management's estimate of revenue. Distribution rights are amortized upon the theatrical release of the movie and other related rights are amortized either on sale or exploitation of such rights.

□ Licenses

Licenses represent one time entry fees paid to Ministry of Information and Broadcasting ('MIB') under the applicable licensing policy for Frequency Modulation ('FM') Radio broadcasting. Cost of licenses are amortised over the license period, being 15 years.

f) Impairment of non-financial assets

At each reporting date, the Company assesses whether there is an indication that an asset may be impaired. If any indication exists, or when annual impairment testing for an asset is required, the Company estimates the asset's recoverable amount. An asset's recoverable amount is the higher of an asset's or Cash Generating Unit's ('CGU') fair value less costs of disposal and its value in use. The recoverable amount is determined for an individual asset, unless the asset does not generate cash inflows that are largely independent of those from other assets or groups of assets.

Where the carrying amount of an asset or CGU exceeds its recoverable amount, the asset is considered impaired and is written down to its recoverable amount.

In assessing value in use, the estimated future cash flows are discounted to their present value using a pre-tax discount rate that reflects current market assessments of the time value of money and the risks specific to the asset. In determining fair value cost of disposal, recent market transactions are taken into account, if available. If no such transactions can be identified, an appropriate valuation model is used.

Impairment losses are recognized in the statement of profit and loss. After impairment, depreciation is provided on the revised carrying amount of the asset over its remaining useful life.

The Company bases its impairment calculation on detailed budgets and forecast calculations, which are prepared separately for each of the Company's CGUs to which the individual assets are allocated.

NOTES TO THE STANDALONE FINANCIAL STATEMENTS FOR THE YEAR ENDED MARCH 31, 2020

(All amounts are in crores of Indian Rupees, unless otherwise stated)

An assessment is made at each reporting date as to whether there is any indication that previously recognized impairment losses may no longer exist or may have decreased. If such indication exists, the Company estimates the asset's or cash-generating unit's recoverable amount. A previously recognized impairment loss is reversed only if there has been a change in the assumptions used to determine the asset's recoverable amount since the last impairment loss was recognized. The reversal is limited so that the carrying amount of the asset does not exceed its recoverable amount, nor exceed the carrying amount that would have been determined, net of depreciation, had no impairment loss been recognized for the asset in prior years. Such reversal is recognized in the statement of profit and loss.

g) Franchisee fees

The annual franchise fee payable to the Board of Control for Cricket in India ('BCCI') is recognized as an expense on an accrual basis in accordance with terms of the Company's agreement with BCCI.

h) Borrowing costs

Borrowing costs are expensed in the period in which they are incurred.

i) Revenue recognition

Revenue is recognized when the performance obligations under the contract with customers are satisfied and to the extent that it is probable that the economic benefits will flow to the Company and the revenue can be reliably measured. Revenue is measured at the fair value of the consideration received or receivable, taking into account contractually defined terms of payment and excluding taxes or duties collected on behalf of the government. The Company has concluded that it is the principal in all of its revenue arrangements since it is the primary obligor in all the revenue arrangements as it has pricing latitude and is also exposed to credit risks.

- Advertising income and income from sales of telecast slots are recognised when the related commercial or programme is telecast.
- International subscription income represents income from the export of program software content, and is recognised as and when the services are rendered in accordance with the terms of agreements with customers.
- Subscription income represents subscription fees billed to cable operators and Direct to Home ('DTH') service providers towards pay-channels operated by the Company, and are recognised in the period during which the service is provided. Subscription fees billed to cable operators are determined based on number of subscription points to which the service is provided based on relevant agreements with such cable operators (along with management's best estimates of such subscription points wherever applicable), at contractually agreed rates with the Company's authorised distributor. Subscription income from DTH and SUNNXT customers is recognised as and when services are rendered to the customers in accordance with the terms of agreements entered into with the service providers.
- Revenues from sale of distribution rights and other rights relating to the movie produced are recognised in accordance with the terms of contract with customers and upon satisfaction of performance obligation under the contract.
- Income from content trading represent revenue earned from mobile service providers and DTH service providers through exploitation of content owned by the Company. Income is recognised as per the terms of contract with the respective service providers and based on the services being rendered to the service provider.
- Income from Indian Premier League represents following:

NOTES TO THE STANDALONE FINANCIAL STATEMENTS FOR THE YEAR ENDED MARCH 31, 2020

(All amounts are in crores of Indian Rupees, unless otherwise stated)

Income from franchisee rights is recognised when the rights to receive the payments is established as per the terms of the agreement entered with The Board of Control for Cricket in India ("BCCI"). Revenue is recognised as per the information provided by BCCI or as per Management's estimate in case the information is not received. The revenue is allocated on a pro-rata basis to number of matches played during the year as against the total number of matches for the season.

Income from sponsorship fees is recognised on completion of terms of the sponsorship agreement.

Income from sale of tickets is recognised on the dates of the respective matches. The Company reports revenues net of discounts offered on sale of tickets.

Prize money is recognised when right to receive payment is established.

- Revenues from barter transactions, and the related costs, are recorded at fair values of the services received or if the same cannot be measured reliably, then the fair value of the services rendered, as estimated by management.
- For all debt instruments, interest income is recorded using the effective interest rate (EIR). Finance income is included in other income in the statement of profit and loss.
- Dividend income is recognised when the right to receive payment is established, which is generally when shareholders of the investee entity approve the dividend.
- Rental income arising from operating leases on investment properties is accounted for based on the terms of the agreements and is included in other income in the statement of profit or loss.
- Export incentives are recognized on availment of the benefits under the respective schemes.

Revenues recognised in excess of billings are disclosed as "Unbilled Revenue" under other current financial assets. Billings in excess of revenue recognised are disclosed as "Deferred Revenues" under other current liabilities.

j) Retirement and other employee benefits

Retirement benefit in the form of provident fund is a defined contribution scheme. The Company has no obligation, other than the contribution payable to the provident fund. The Company recognizes the contribution payable to the provident fund scheme as an expenditure when the employee renders the related service.

Gratuity liability is a defined benefit obligation. The cost of providing benefits under the plan is determined on the basis of actuarial valuation at each year-end using the projected unit credit method.

Remeasurement, comprising of actuarial gains and losses, the effect of the asset ceiling, excluding amounts included in net interest on the net defined benefit liability and the return on plan assets (excluding amounts included in net interest on the net defined benefit liability), are recognised immediately in the balance sheet with a corresponding debit or credit to retained earnings through Other Comprehensive Income ('OCI') in the period in which they occur. Remeasurement is not reclassified to profit or loss in subsequent periods.

NOTES TO THE STANDALONE FINANCIAL STATEMENTS FOR THE YEAR ENDED MARCH 31, 2020

(All amounts are in crores of Indian Rupees, unless otherwise stated)

Net interest is calculated by applying the discount rate to the net defined benefit liability or asset. The Company recognizes the following changes in the net defined benefit obligation as an expense in the statement of profit and loss:

- Service costs comprising current service costs, past-service costs, gains and losses on curtailments and non-routine settlements; and
- Net interest expense or income

Accumulated leave, which is expected to be utilized within the next 12 months, is treated as short-term employee benefit. The Company measures the expected cost of such absences as the additional amount that it expects to pay as a result of the unused entitlement that has accumulated at the reporting date. The Company treats accumulated leave expected to be carried forward beyond twelve months, as long-term employee benefit for measurement purposes. Such long-term compensated absences are provided for based on the actuarial valuation using the projected unit credit method at the year-end. Re-measurement gains / losses are accounted through Profit or Loss account and are not deferred.

The Company presents the entire leave as a current liability in the balance sheet, since it does not have an unconditional right to defer its settlement for 12 months after the reporting date.

k) Taxes

Tax expense comprises current and deferred tax.

a. Current income-tax

Current income-tax asset and liabilities are measured at the amount expected to be paid to the tax authorities in accordance with the Income-tax Act, 1961 enacted in India. The tax rates and tax laws used to compute the amount are those that are enacted at the reporting date. Current income tax relating to items recognised outside profit or loss is recognised outside profit or loss (either in other comprehensive income or in equity). Management periodically evaluates positions taken in the tax returns with respect to situations in which applicable tax regulations are subject to interpretation and establishes provisions where appropriate.

b. Deferred tax

Deferred tax is provided using the liability method on temporary differences between the tax bases of assets and liabilities and their carrying amounts for financial reporting purposes at the reporting date. Deferred tax is measured using the tax rates and the tax laws enacted or substantively enacted at the reporting date.

Deferred tax liabilities are recognised for all taxable temporary differences, except:

- When the deferred tax liability arises from the initial recognition of goodwill or an asset or liability in a transaction that is not a business combination and, at the time of the transaction, affects neither the accounting profit nor taxable profit or loss.
- In respect of taxable temporary differences associated with investments in subsidiaries, associates and interests in joint ventures, when the timing of the reversal of the temporary differences can be controlled and it is probable that the temporary differences will not reverse in the foreseeable future.

NOTES TO THE STANDALONE FINANCIAL STATEMENTS FOR THE YEAR ENDED MARCH 31, 2020

(All amounts are in crores of Indian Rupees, unless otherwise stated)

Deferred tax assets are recognised for all deductible temporary differences, the carry forward of unused tax credits and any unused tax losses. Deferred tax assets are recognised to the extent that it is probable that taxable profit will be available against which the deductible temporary differences, and the carry forward of unused tax credits and unused tax losses can be utilised, except:

- When the deferred tax asset relating to the deductible temporary difference arises from the initial recognition of an asset or liability in a transaction that is not a business combination and, at the time of the transaction, affects neither the accounting profit nor taxable profit or loss.
- In respect of deductible temporary differences associated with investments in subsidiaries, associates and interests in joint ventures, deferred tax assets are recognised only to the extent that it is probable that the temporary differences will reverse in the foreseeable future and taxable profit will be available against which the temporary differences can be utilised.

Deferred tax assets and liabilities are measured at the tax rates that are expected to apply in the year when the asset is realised or the liability is settled, based on tax rates (and tax laws) that have been enacted or substantively enacted at the reporting date.

Deferred tax relating to items recognised outside profit or loss is recognised outside profit or loss (either in other comprehensive income or in equity).

Deferred tax assets and deferred tax liabilities are offset, if a legally enforceable right exists to set-off current tax assets against current tax liabilities.

l) Earnings per share (EPS)

Basic earnings per share are calculated by dividing the net profit or loss for the period attributable to equity shareholders by the weighted average number of equity shares outstanding during the period. The weighted average number of equity shares outstanding during the period is adjusted for events such as bonus issue, bonus element in a rights issue, share split and reverse share split that have changed the number of equity shares outstanding, without a corresponding change in resources.

For the purpose of calculating diluted earnings per share, the net profit or loss for the period attributable to equity shareholders and the weighted average number of shares outstanding during the period are adjusted for the effects of all dilutive potential equity shares.

m) Leases

The Company assesses whether a contract contains a lease, at inception of a contract. A contract is, or contains, a lease if the contract conveys the right to control the use of an identified asset for a period of time in exchange for consideration. To assess whether a contract conveys the right to control the use of an identified asset, the Company assesses whether: (i) the contract involves the use of an identified asset (ii) the Company has substantially all of the economic benefits from use of the asset through the period of the lease and (iii) the Company has the right to direct the use of the asset.

At the date of commencement of the lease, the Company recognizes a right-of-use asset ("ROU") and a corresponding lease liability for all lease arrangements in which it is a lessee, except for leases with a term of twelve months or less (short-term leases) and low value leases. For these short-term and low value leases, the Company recognizes the lease payments as an operating expense on a straight-line basis over the term of the lease.

NOTES TO THE STANDALONE FINANCIAL STATEMENTS FOR THE YEAR ENDED MARCH 31, 2020

(All amounts are in crores of Indian Rupees, unless otherwise stated)

Certain lease arrangements includes the options to extend or terminate the lease before the end of the lease term. ROU assets and lease liabilities includes these options when it is reasonably certain that they will be exercised.

The right-of-use assets are initially recognized at cost, which comprises the initial amount of the lease liability adjusted for any lease payments made at or prior to the commencement date of the lease plus any initial direct costs less any lease incentives. They are subsequently measured at cost less accumulated depreciation and impairment losses.

Right-of-use assets are depreciated from the commencement date on a straight-line basis over the shorter of the lease term and useful life of the underlying asset. Right of use assets are evaluated for recoverability whenever events or changes in circumstances indicate that their carrying amounts may not be recoverable. For the purpose of impairment testing, the recoverable amount (i.e. the higher of the fair value less cost to sell and the value-in-use) is determined on an individual asset basis unless the asset does not generate cash flows that are largely independent of those from other assets. In such cases, the recoverable amount is determined for the Cash Generating Unit (CGU) to which the asset belongs.

The lease liability is initially measured at amortized cost at the present value of the future lease payments. The lease payments are discounted using the interest rate implicit in the lease or, if not readily determinable, using the incremental borrowing rates in the country of domicile of these leases. Lease liabilities are re-measured with a corresponding adjustment to the related right of use asset if the Company changes its assessment if whether it will exercise an extension or a termination option.

Lease liability and ROU asset have been separately presented in the Balance Sheet and lease payments have been classified as financing cash flows.

Under Ind AS 17

In the comparative period, Leases are classified as finance leases whenever the terms of the lease transfer substantially all the risks and rewards of ownership to the lessee.

The determination of whether an arrangement is (or contains) a lease is based on the substance of the arrangement at the inception of the lease. The arrangement is, or contains, a lease if fulfilment of the arrangement is dependent on the use of a specific asset or assets and the arrangement conveys a right to use the asset or assets, even if that right is not explicitly specified in an arrangement

Operating leases (where the Company is the lessee)

Leases, where the lessor effectively retains substantially all the risks and benefits of ownership of the leased item are classified as operating leases. Operating lease payments are recognized as an expense in the statement of profit and loss on a straight-line basis over the lease term.

Operating leases (where the Company is the lessor)

Leases in which the Company does not transfer substantially all the risks and benefits of ownership of the asset are classified as operating leases. Lease income on an operating lease is recognized in the statement of profit and loss on a straight-line basis over the lease term. Costs, including depreciation, are recognized as an expense in the statement of profit and loss. Initial direct costs such as legal costs, brokerage costs, etc. are recognized immediately in the statement of profit and loss.

NOTES TO THE STANDALONE FINANCIAL STATEMENTS FOR THE YEAR ENDED MARCH 31, 2020

(All amounts are in crores of Indian Rupees, unless otherwise stated)

n) Cash and Cash equivalents

Cash and cash equivalent in the balance sheet comprise cash at banks and on hand and short-term deposits with an original maturity of three months or less, which are subject to an insignificant risk of changes in value.

For the purpose of the statement of cash flows, cash and cash equivalents consist of cash and short-term deposits, as defined above, net of outstanding bank overdrafts as they are considered an integral part of the Company's cash management operations.

o) Foreign currency transactions

Initial recognition

Foreign currency transactions are recorded in the functional currency, by applying to the foreign currency amount the exchange rate between the functional currency and the foreign currency at the date of the transaction.

Conversion

Foreign currency monetary items are translated using the closing rate. Non-monetary items which are carried in terms of historical cost denominated in a foreign currency are translated using the exchange rate at the date of the transaction. Non-monetary items which are carried at fair value denominated in a foreign currency are translated using the exchange rates that existed when the values were determined.

Exchange differences

All exchange differences arising on settlement / conversion of foreign currency monetary items are included in the statement of profit and loss.

p) Fair value measurement

Fair value is the price that would be received to sell an asset or paid to transfer a liability in an orderly transaction between market participants at the measurement date. The fair value measurement is based on the presumption that the transaction to sell the asset or transfer the liability takes place either:

- In the principal market for the asset or liability, or
- In the absence of a principal market, in the most advantageous market for the asset or liability.
- The principal or the most advantageous market must be accessible by the Company.

The fair value of an asset or a liability is measured using the assumptions that market participants would use when pricing the asset or liability, assuming that market participants act in their economic best interest.

A fair value measurement of a non-financial asset takes into account a market participant's ability to generate economic benefits by using the asset in its highest and best use or by selling it to another market participant that would use the asset in its highest and best use.

The Company uses valuation techniques that are appropriate in the circumstances and for which sufficient data are available to measure fair value, maximizing the use of relevant observable inputs and minimizing the use of unobservable inputs.

NOTES TO THE STANDALONE FINANCIAL STATEMENTS FOR THE YEAR ENDED MARCH 31, 2020

(All amounts are in crores of Indian Rupees, unless otherwise stated)

All assets and liabilities for which fair value is measured or disclosed in the financial statements are categorized within the fair value hierarchy, described as follows, based on the lowest level input that is significant to the fair value measurement as a whole:

Level 1 – Quoted (unadjusted) market prices in active markets for identical assets or liabilities.

Level 2 – Valuation techniques for which the lowest level input that is significant to the fair value measurement is directly or indirectly observable.

Level 3 – Valuation techniques for which the lowest level input that is significant to the fair value measurement is unobservable.

For assets and liabilities that are recognised in the financial statements on a recurring basis, the Company determines whether transfers have occurred between levels in the hierarchy by re-assessing categorization (based on the lowest level input that is significant to the fair value measurement as a whole) at the end of each reporting period.

For recurring and non-recurring fair value measurements categorised within Level 3 of the fair value hierarchy, mention a description of the valuation processes used by the entity (including, for example, how an entity decides its valuation policies and procedures and analyses changes in fair value measurements from period to period).

For the purpose of fair value disclosures, the Company has determined classes of assets and liabilities on the basis of the nature, characteristics and risks of the asset or liability and the level of the fair value hierarchy as explained above.

This note summarizes accounting policy for fair value. Other fair value related disclosures are given in Note No. 34 & 35 of the Standalone financial statements.

q) Provisions

A provision is recognized when the Company has a present obligation as a result of past event, it is probable that an outflow of resources embodying economic benefits will be required to settle the obligation and a reliable estimate can be made of the amount of the obligation. If the effect of the time value of money is material, provisions are discounted using a current pre-tax rate that reflects, when appropriate, the risks specific to the liability. These estimates are reviewed at each reporting date and adjusted to reflect the current best estimates. The expense relating to a provision is presented in the statement of profit and loss.

r) Financial Instruments

A financial instrument is any contract that gives rise to a financial asset of one entity and a financial liability or equity instrument of another entity.

Financial assets

Initial recognition and measurement

All financial assets are recognised initially at fair value plus, in the case of financial assets not recorded at fair value through profit or loss, transaction costs that are attributable to the acquisition of the financial asset.

Subsequent measurement

For purposes of subsequent measurement, financial assets are classified in three categories:

- Debt instruments at amortized cost
- Debt instruments at fair value through profit or loss (FVTPL)
- Equity instruments at fair value through other comprehensive income (FVTOCI)

NOTES TO THE STANDALONE FINANCIAL STATEMENTS FOR THE YEAR ENDED MARCH 31, 2020

(All amounts are in crores of Indian Rupees, unless otherwise stated)

Debt instruments at amortized cost

A 'debt instrument' is measured at the amortized cost if both the following conditions are met:

- The asset is held within a business model whose objective is to hold assets for collecting contractual cash flows, and
- Contractual terms of the asset give rise on specified dates to cash flows that are solely payments of principal and interest (SPPI) on the principal amount outstanding.

After initial measurement, such financial assets are subsequently measured at amortized cost using the effective interest rate (EIR) method. Amortized cost is calculated by taking into account any discount or premium on acquisition and fees or costs that are an integral part of the EIR. The EIR amortization is included in finance income in the profit or loss. The losses arising from impairment are recognised in the profit or loss.

Debt instrument at FVTPL

Financial liabilities are classified as at FVTPL when the financial liability is held for trading or it is designated as at FVTPL.

Debt instruments included within the FVTPL category are measured at fair value with all changes recognized in the Statement of Profit and loss account. The Company does not have any financial asset under this category.

In addition, the Company may elect to classify a debt instrument, which otherwise meets amortized cost or FVTOCI criteria, as at FVTPL. However, the Company doesn't have any debt instruments that qualify for FVTOCI classification.

Equity investments

All equity investments in scope of Ind AS 109 are measured at fair value. Equity instruments which are held for trading are classified as at FVTPL. For all other equity instruments, the Company decides to classify the same either as at FVTOCI or FVTPL. However there are no such instruments that have been classified through FVTOCI and all equity instruments are routed through FVTPL.

Equity instruments included within the FVTPL category are measured at fair value with all changes recognized in the P&L.

Equity investment in Subsidiary and Joint Venture

Investment in subsidiary and joint venture is carried at cost in the separate financial statements as permitted under Ind AS 27.

Derecognition

A financial asset (or, where applicable, a part of a financial asset or part of a group of similar financial assets) is primarily derecognized (i.e. removed from the Company's balance sheet) when:

- The rights to receive cash flows from the asset have expired, or
- The Company has transferred its rights to receive cash flows from the asset or has assumed an obligation to pay the received cash flows in full without material delay to a third party under a 'pass-through' arrangement; and either (a) the Company has transferred substantially all the risks and rewards of the asset, or (b) the Company has neither transferred nor retained substantially all the risks and rewards of the asset, but has transferred control of the asset.

NOTES TO THE STANDALONE FINANCIAL STATEMENTS FOR THE YEAR ENDED MARCH 31, 2020

(All amounts are in crores of Indian Rupees, unless otherwise stated)

Impairment of financial assets

In accordance with Ind AS 109, the Company applies expected credit loss (ECL) model for measurement and recognition of impairment loss on the following financial assets and credit risk exposure:

- Financial assets that are debt instruments, and are measured at amortized cost e.g. debt securities, deposits, trade receivables and bank balance
- Trade receivables or any contractual right to receive cash or another financial asset that result from transactions that are within the scope of Ind AS 18.

The Company follows 'simplified approach' for recognition of impairment loss allowance on Trade receivables.

The application of simplified approach does not require the Company to track changes in credit risk. Rather, it recognizes impairment loss allowance based on lifetime ECLs at each reporting date, right from its initial recognition.

For recognition of impairment loss on other financial assets and risk exposure, the Company determines that whether there has been a significant increase in the credit risk since initial recognition. If credit risk has not increased significantly, 12-month ECL is used to provide for impairment loss. However, if credit risk has increased significantly, lifetime ECL is used. If, in a subsequent period, credit quality of the instrument improves such that there is no longer a significant increase in credit risk since initial recognition, then the entity reverts to recognizing impairment loss allowance based on 12-month ECL.

Lifetime ECL are the expected credit losses resulting from all possible default events over the expected life of a financial instrument. The 12-month ECL is a portion of the lifetime ECL which results from default events that are possible within 12 months after the reporting date.

ECL is the difference between all contractual cash flows that are due to the Company in accordance with the contract and all the cash flows that the entity expects to receive (i.e., all cash shortfalls), discounted at the original EIR. When estimating the cash flows, an entity is required to consider:

- All contractual terms of the financial instrument (including prepayment, extension, call and similar options) over the expected life of the financial instrument. However, in rare cases when the expected life of the financial instrument cannot be estimated reliably, then the entity is required to use the remaining contractual term of the financial instrument.
- Cash flows from the sale of collateral held or other credit enhancements that are integral to the contractual terms.

As a practical expedient, the Company uses a provision matrix to determine impairment loss allowance on portfolio of its trade receivables. The provision matrix is based on its historically observed default rates over the expected life of the trade receivables and is adjusted for forward-looking estimates. At every reporting date, the historical observed default rates are updated and changes in the forward-looking estimates are analyzed.

ECL impairment loss allowance (or reversal) recognized during the period is recognized as income/ expense in the statement of profit and loss (P&L). This amount is reflected under the head 'other expenses' in the P&L. The balance sheet presentation for various financial instruments is described below:

- Financial assets measured as at amortized cost: ECL is presented as an allowance, i.e., as an integral part of the measurement of those assets in the balance sheet. The allowance reduces the net carrying amount. Until the asset meets write-off criteria, the Company does not reduce impairment allowance from the gross carrying amount.

NOTES TO THE STANDALONE FINANCIAL STATEMENTS FOR THE YEAR ENDED MARCH 31, 2020

(All amounts are in crores of Indian Rupees, unless otherwise stated)

For assessing increase in credit risk and impairment loss, the Company combines financial instruments on the basis of shared credit risk characteristics with the objective of facilitating an analysis that is designed to enable significant increases in credit risk to be identified on a timely basis.

Financial liabilities

Initial recognition and measurement

The Company's financial liabilities include deposits, and trade and other payables. These are recognized initially at amortized cost net of directly attributable transaction costs.

Subsequent measurement

After initial recognition, they are subsequently measured at amortized cost using the EIR method. Gains and losses are recognised in profit or loss when the liabilities are derecognized as well as through the EIR amortization process.

The EIR amortization is included as finance costs in the statement of profit and loss.

Derecognition

A financial liability is derecognized when the obligation under the liability is discharged or cancelled or expires.

Financial guarantee contracts

Financial guarantee contracts issued by the Company are those contracts that require a payment to be made to reimburse the holder for a loss it incurs because the specified debtor fails to make a payment when due in accordance with the terms of a debt instrument. Financial guarantee contracts are recognised initially as a liability at fair value, adjusted for transaction costs that are directly attributable to the issuance of the guarantee. Subsequently, the liability is measured at the higher of the amount of loss allowance determined as per impairment requirements of Ind AS 109 and the amount recognised less cumulative amortisation.

Offsetting of financial instruments

Financial assets and financial liabilities are offset and the net amount is reported in the balance sheet if there is a currently enforceable legal right to offset the recognised amounts and there is an intention to settle on a net basis, to realize the assets and settle the liabilities simultaneously.

s) Contingent liabilities

A contingent liability is a possible obligation that arises from past events whose existence will be confirmed by the occurrence or non-occurrence of one or more uncertain future events beyond the control of the Company or a present obligation that is not recognized because it is not probable that an outflow of resources will be required to settle the obligation. A contingent liability also arises in extremely rare cases where there is a liability that cannot be recognized because it cannot be measured reliably. The Company does not recognize a contingent liability but discloses its existence in the financial statements.

NOTES TO THE STANDALONE FINANCIAL STATEMENTS FOR THE YEAR ENDED MARCH 31, 2020

(All amounts are in crores of Indian Rupees, unless otherwise stated)

t) Government Grants

Government grants are recognised where there is reasonable assurance that the grant will be received and all attached conditions will be complied with. When the grant relates to an asset, it is recognised as income in equal amounts over the expected useful life of the related asset.

When the Company receives grants of non-monetary assets, the asset and the grant are recorded at fair value amounts and depreciated / released to profit or loss over the expected useful life in a pattern of consumption of the benefit of the underlying asset.

u) Inventories

Inventories are valued at the lower of cost and net realisable value.

Costs include the cost incurred in bringing each product to its present location and condition. Net realisable value is the estimated selling price in the ordinary course of business, less estimated costs of completion and the estimated costs necessary to make the sale. Cost of goods is determined on a FIFO basis.

v) Segment reporting

Based on internal reporting provided to the Chief operating decision maker, the Company's operations predominantly related to Media and Entertainment and, accordingly, this is the only operating segment. The management committee reviews and monitors the operating results of the business segment for the purpose of making decisions about resource allocation and performance assessment using profit or loss and return on capital employed.

w) Recent accounting pronouncements

The financial statements have been prepared in accordance with Indian Accounting Standards (Ind AS) notified under the Section 133 of the 2013 Act read with the Companies (Indian Accounting Standards) Rules 2015 and other relevant provisions of the 2013 Act.

Except for the changes below, the Company has consistently applied accounting policies to all periods:

i. Ind AS 12 Appendix C, Uncertainty over Income Tax Treatments:

On March 30, 2019, Ministry of Corporate Affairs has notified Ind AS 12 Appendix C, Uncertainty over Income Tax Treatments which is to be applied while performing the determination of taxable profit (or loss), tax bases, unused tax losses, unused tax credits and tax rates, when there is uncertainty over income tax treatments under Ind AS 12. According to the appendix, companies need to determine the probability of the relevant tax authority accepting each tax treatment, or group of tax treatments, that the companies have used or plan to use in their income tax filing which has to be considered to compute the most likely amount or the expected value of the tax treatment when determining taxable profit (tax loss), tax bases, unused tax losses, unused tax credits and tax rates.

The standard permits two possible methods of transition:

- i. Full retrospective approach – Under this approach, Appendix C will be applied retrospectively to each prior reporting period presented in accordance with Ind AS 8 – Accounting Policies, Changes in Accounting Estimates and Errors, without using hindsight
- ii. Retrospectively with cumulative effect of initially applying Appendix C recognized by adjusting equity on initial application, without adjusting comparatives. The effective date for adoption of Ind AS 12 Appendix C is annual periods beginning on or after April 1, 2019. The Company has evaluated the effect of this amendment on the financial statements and concluded that there is no significant impact.

NOTES TO THE STANDALONE FINANCIAL STATEMENTS FOR THE YEAR ENDED MARCH 31, 2020

(All amounts are in crores of Indian Rupees, unless otherwise stated)

Amendment to Ind AS 12 – Income taxes: On March 30, 2019, Ministry of Corporate Affairs issued amendments to the guidance in Ind AS 12, 'Income Taxes', in connection with accounting for dividend distribution taxes.

The amendment clarifies that an entity shall recognise the income tax consequences of dividends in profit or loss, other comprehensive income or equity according to where the entity originally recognised those past transactions or events. Effective date for application of this amendment is annual period beginning on or after April 1, 2019. The Company has evaluated the effect of this amendment on the financial statements and concluded that there is no significant impact.

ii. Amendment to Ind AS 19 – plan amendment, curtailment or settlement:

On March 30, 2019, Ministry of Corporate Affairs issued amendments to Ind AS 19, 'Employee Benefits', in connection with accounting for plan amendments, curtailments and settlements.

The amendments require an entity:

- to use updated assumptions to determine current service cost and net interest for the remainder of the period after a plan amendment, curtailment or settlement; and
- to recognise in profit or loss as part of past service cost, or a gain or loss on settlement, any reduction in a surplus, even if that surplus was not previously recognised because of the impact of the asset ceiling.
- Effective date for application of this amendment is annual period beginning on or after April 1, 2019. The Company has evaluated the effect of this amendment on the financial statements and concluded that this amendment is currently not applicable.

iii. INDAS 116 – Leases

Effective April 1, 2019, the Company adopted Ind AS 116 "Leases" and applied the standard to all lease contracts existing on April 1, 2019. Consequently, the Company recorded the lease liability at the present value of the lease payments discounted at the incremental borrowing rate and the right of use asset an amount equal to the lease liability, adjusted by the amount of any prepaid or accrued lease payments relating to that lease recognised in the balance sheet immediately before the date of initial application. Comparatives as at and for the year ended March 31, 2019 have not been retrospectively adjusted and therefore will continue to be reported under the accounting policies included as part of our Annual Report for year ended March 31, 2020.

x) Significant accounting judgements, estimates and assumptions

The preparation of the Company's Standalone Financial Statements requires management to make judgements, estimates and assumptions that affect the reported amounts of revenues, expenses, assets and liabilities, and the accompanying disclosures, and the disclosure of contingent liabilities. Uncertainty about these assumptions and estimates could result in outcomes that require a material adjustment to the carrying amount of assets or liabilities affected in future periods.

Judgements

In the process of applying the Company's accounting policies, management has made the following judgements, which have the most significant effect on the amounts recognised in the Standalone Financial Statements:

NOTES TO THE STANDALONE FINANCIAL STATEMENTS FOR THE YEAR ENDED MARCH 31, 2020

(All amounts are in crores of Indian Rupees, unless otherwise stated)

Amortisation of intangibles

Acquired Satellite Rights for the broadcast of feature films and other long-form programming such as multi-episode television serials are stated at cost. Future revenues cannot be estimated with any reasonable accuracy as these are susceptible to a variety of factors, such as the level of market acceptance of television products, programming viewership, advertising rates etc., and accordingly cost related to film is fully expensed on the date of first telecast of the film and the cost related to program broadcasting rights / multi episodes series are amortized based on the telecasted episodes.

Estimates and assumptions

The key assumptions concerning the future and other key sources of estimation uncertainty at the reporting date, that have a significant risk of causing a material adjustment to the carrying amounts of assets and liabilities within the next financial year, are described below. The Company based its assumptions and estimates on parameters available when the Standalone Financial Statements were prepared. Existing circumstances and assumptions about future developments, however, may change due to market changes or circumstances arising that are beyond the control of the Company. Such changes are reflected in the assumptions when they occur.

Provision for taxes

The Company's tax expense for the year is the sum of the total current and deferred tax charges. The calculation of the total tax expense necessarily involves a degree of estimation and judgement in respect of certain items. A deferred tax asset is recognised when it has become probable that future taxable profit will allow the deferred tax asset to be recovered. Significant management judgement is required to determine the amount of deferred tax assets that can be recognised, based upon the likely timing and the level of future taxable profits together with future tax planning strategies.

Defined benefit plans (gratuity benefits)

The cost of the defined benefit gratuity plan and other post-employment leave encashment benefit and the present value of the gratuity obligation are determined using actuarial valuations. An actuarial valuation involves making various assumptions that may differ from actual developments in the future. These include the determination of the discount rate, future salary increases and mortality rates. Due to the complexities involved in the valuation and its long-term nature, a defined benefit obligation is highly sensitive to changes in these assumptions. All assumptions are reviewed at each reporting date.

Going concern evaluation

The Company is debt free and based on estimation of revenues and cash flows for a 12 month period from the date of approval of these financial statements, the management has assessed and concluded that preparation of these financial statements on a going concern basis is appropriate. Also refer note 39 for impact of COVID 19 on its financial statements.

NOTES TO THE STANDALONE FINANCIAL STATEMENTS FOR THE YEAR ENDED MARCH 31, 2020

(All amounts are in crores of Indian Rupees, unless otherwise stated)

Note 3 - Property, Plant & Equipment

Particulars	Freehold Land	Buildings	Plant & Machinery	Office Equipment	Furniture and Fittings	Leasehold Improvements	Motor Vehicles	Total
Gross Block								
At April 1, 2018	87.73	184.38	510.38	45.08	40.21	7.47	12.25	887.50
Additions	-	-	11.97	1.94	0.10	-	4.55	18.56
Transfer to Investment Properties (Note - 4)	-	-	-	-	-	-	-	-
Transfer from Investment Properties (Note - 4)	-	-	-	-	-	-	-	-
Disposals	-	-	(0.62)	(0.06)	-	-	(1.14)	(1.82)
At March 31, 2019	87.73	184.38	521.73	46.96	40.31	7.47	15.66	904.24
Additions	-	0.57	20.46	0.98	0.12	-	9.23	31.36
Transfer to Investment Properties (Note - 4)	-	(0.06)	-	-	-	-	-	(0.06)
Transfer from Investment Properties (Note - 4)	-	3.33	-	-	-	-	-	3.33
Disposals	-	-	(0.88)	(0.12)	(0.03)	-	(1.69)	(2.72)
At March 31, 2020	87.73	188.22	541.31	47.82	40.40	7.47	23.20	936.15
Depreciation								
At April 1, 2018	-	35.55	100.00	14.22	18.08	6.49	3.19	177.53
Charge for the year (Refer Note - 25)	-	9.74	43.05	4.68	4.03	0.98	2.96	65.45
Transfer to Investment Properties (Note - 4)	-	-	-	-	-	-	-	-
Transfer from Investment Properties (Note - 4)	-	-	-	-	-	-	-	-
Disposals	-	-	(0.42)	(0.03)	-	-	(0.74)	(1.19)
At March 31, 2019	-	45.29	142.63	18.87	22.11	7.47	5.41	241.79
Charge for the year (Refer Note - 25)	-	8.93	44.63	4.05	3.30	-	2.76	63.67
Transfer to Investment Properties (Note - 4)	-	(0.02)	-	-	-	-	-	(0.02)
Transfer from Investment Properties (Note - 4)	-	0.98	-	-	-	-	-	0.98
Disposals	-	-	(0.70)	(0.06)	(0.02)	-	(1.26)	(2.05)
At March 31, 2020	-	55.18	186.56	22.86	25.39	7.47	6.91	304.37
Net Block								
At March 31, 2019	87.73	139.09	379.10	28.09	18.20	-	10.25	662.46
At March 31, 2020	87.73	133.04	354.75	24.96	15.01	-	16.29	631.78

Refer 2(c) for accounting policy relating to Property, Plant and Equipment

NOTES TO THE STANDALONE FINANCIAL STATEMENTS FOR THE YEAR ENDED MARCH 31, 2020

*(All amounts are in crores of Indian Rupees, unless otherwise stated)***Note 4. Investment Properties**

Particulars	Amount
Cost	
Opening balance at April 1, 2018	14.68
Additions during the year	-
Transfer from Property, Plant & Equipment (PP&E) (Refer note 3)	-
Transfer to Property, Plant & Equipment (PP&E) (Refer note 3)	-
Closing balance as at March 31, 2019	14.68
Additions during the year	-
Transfer from Property, Plant & Equipment (PP&E) (Refer note 3)	0.06
Transfer to Property, Plant & Equipment (PP&E) (Refer note 3)	(3.33)
Closing balance as at March 31, 2020	11.41
Depreciation and impairment	
Opening balance at April 1, 2018	2.68
Depreciation during the year	0.74
Transfer from Property, Plant & Equipment (PP&E) (Refer note 3)	-
Transfer to Property, Plant & Equipment (PP&E) (Refer note 3)	-
Closing balance as at March 31, 2019	3.42
Depreciation during the year	0.67
Transfer from Property, Plant & Equipment (PP&E) (Refer note 3)	0.02
Transfer to Property, Plant & Equipment (PP&E) (Refer note 3)	(0.98)
Closing balance as at March 31, 2020	3.13
Net Block	
As at March 31, 2019	11.26
As at March 31, 2020	8.28

Information regarding income and expenditure of Investment properties

Particulars	March 31, 2020	March 31, 2019
Rental income derived from investment properties	4.16	3.90
Direct operating expenses (including repairs and maintenance) generating rental income	1.31	1.16
Profit arising from investment properties before depreciation and indirect expenses	2.85	2.74
Less – Depreciation (Refer note 25)	0.69	0.74
Profit arising from investment properties before indirect expenses	2.16	2.00

Fair value hierarchy disclosures for investment properties have been provided in **Note 35**.

NOTES TO THE STANDALONE FINANCIAL STATEMENTS FOR THE YEAR ENDED MARCH 31, 2020

(All amounts are in crores of Indian Rupees, unless otherwise stated)

Note 5 - Intangible Assets

Particulars	Film and Program Broadcasting Rights	Film Production costs, Distribution and Related Rights	Computer Software	Licenses	Total
Gross Block					
As at April 1, 2018	1,331.16	7.50	16.97	30.71	1,386.34
Additions	315.29	206.21	3.51	-	525.01
Disposals	(11.45)	-	-	-	(11.45)
At March 31, 2019	1,635.00	213.71	20.48	30.71	1,899.90
Additions	529.73	48.56	0.63	-	578.92
Disposals	(14.97)	-	-	-	(14.97)
At March 31, 2020	2,149.76	262.27	21.11	30.71	2,463.85

Amortization and Impairment

At April 1, 2018	1,044.88	7.50	10.49	6.14	1,069.01
Charge for the year (Refer Note - 25)	376.31	195.90	6.22	2.05	580.48
Disposals	(11.45)	-	-	-	(11.45)
At March 31, 2019	1,409.74	203.40	16.71	8.19	1,638.05
Charge for the year (Refer Note - 25)	526.34	58.87	3.37	2.05	590.63
Disposals	(14.97)	-	-	-	(14.97)
At March 31, 2020	1,921.11	262.27	20.08	10.24	2,213.70

Net Block

At March 31, 2019	225.26	10.31	3.77	22.52	261.85
At March 31, 2020	228.65	-	1.03	20.47	250.15

Note 5A . Right to use assets

Particulars	Buildings	Total
Gross carrying amount As at April 1, 2019		
Opening gross carrying amount	78.93	78.93
Additions	1.48	1.48
Disposals	-	-
Closing gross carrying amount	80.41	80.41
Accumulated amortisation		
Depreciation charge during the year (Refer Note.25)	24.34	24.34
Disposals	-	-
Closing accumulated depreciation	24.34	24.34
Net carrying amount as on March 31, 2020	56.07	56.07

The aggregate depreciation expense on right to use assets is included under depreciation and amortization expense in the Statement of Profit and Loss under Note 25.

NOTES TO THE STANDALONE FINANCIAL STATEMENTS FOR THE YEAR ENDED MARCH 31, 2020

(All amounts are in crores of Indian Rupees, unless otherwise stated)

Note 6. Financial assets (non-current)

Particulars	As at March 31, 2020	As at March 31, 2019
Investment in Subsidiary & Joint venture at cost		
Equity instruments (Unquoted)		
-In Subsidiary Company :		
14,84,15,000 (March 31, 2019 - 14,84,15,000) fully paid equity shares of Rs 10/- each in Kal Radio Limited	211.31	211.31
-In Joint Venture Company :		
22,69,92,000 (March 31, 2019 - 22,69,92,000) fully paid equity shares of Rs 10/- each in South Asia FM Limited	309.24	309.24
Preference shares (Unquoted)		
-In Subsidiary Company :		
5,28,80,000 (March 31, 2019 - 5,28,80,000) fully paid 0.1% Compulsorily Convertible Preference Shares of Rs 10/- each in Kal Radio Limited	52.90	52.90
-In Joint Venture Company :		
14,01,00,410 (March 31, 2019 - 14,01,00,410) fully paid 0.1% Compulsorily Convertible Preference Shares of Rs 10/- each in South Asia FM Limited	140.10	140.10
Total investment in Subsidiary & Joint venture	713.55	713.55

Financial Assets - Other Investments

Particulars	As at March 31, 2020	As at March 31, 2019
Investment in Tax Free Bonds at amortised cost (unquoted) (Refer Note 6.1)	(A) 198.72	232.02
Investment in Bonds at Fair value (Refer Note 6.2)	(B) 25.59	-
Investment in Non Convertible debentures at fair value (quoted) (Refer Note 6.3)	(C) 53.18	25.41
Total financial assets - Other investments	277.49	257.43

Other Financial Assets at Amortised Cost**Unsecured, Considered good**

Rental and other deposits	6.56	6.71
Deposits with Government agencies	4.49	4.51
Balances with banks held as margin money*	0.01	0.01
Total Other Financial assets at Amortised Cost	11.06	11.23

* These balances represents deposits with bank with original maturity beyond 12 months.

Total Financial Assets at fair value	(B + C)	78.77	25.41
Total Financial Assets at Amortised Cost	(A + D)	209.78	243.24

NOTES TO THE STANDALONE FINANCIAL STATEMENTS FOR THE YEAR ENDED MARCH 31, 2020

(All amounts are in crores of Indian Rupees, unless otherwise stated)

Note 6.1 - Investment in tax free bonds

Particulars	As at March 31, 2020		
	No of Units	Face Value (INR)	Carrying Value
Unquoted Tax free bonds			
Housing and Urban Development Corporation Ltd-8.10%	4,59,100	1,000.00	47.32
India Infrastructure Finance Company Limited-6.86%	2,00,000	1,000.00	20.22
India Infrastructure Finance Company Limited-8.41%	50,000	1,000.00	5.33
Indian Railway Finance Corporation Limited-6.72%*	3,100	1,00,000.00	31.09
Indian Railway Finance Corporation Limited-7.18%	2,00,000	1,000.00	20.40
Indian Railway Finance Corporation Limited-8.00%	2,20,000	1,000.00	22.70
National Bank for Agriculture and Rural Development-7.04%	40,000	1,000.00	4.11
National Highways Authority of India-8.27%	3,00,000	1,000.00	31.93
National Housing Bank-6.89%	11	10,00,000.00	1.11
National Housing Bank-7.17%	50	10,00,000.00	5.10
NTPC Limited-7.15%	50	10,00,000.00	5.18
Rural electrification corporation limited @ 8.01%	150	10,00,000.00	16.01
Rural electrification corporation limited @ 7.93%	1,30,000	1,000.00	13.74
Indian Railway Finance Corporation Limited-8.23%	50,000	1,000.00	5.56
Aggregate amount of unquoted investments			229.81

Particulars	As at March 31, 2019		
	No of Units	Face Value (INR)	Carrying Value
Unquoted Tax free bonds			
Housing and Urban Development Corporation Ltd-8.10%	4,59,100	1,000.00	47.99
India Infrastructure Finance Company Limited-6.86%	2,00,000	1,000.00	20.29
India Infrastructure Finance Company Limited-8.41%	50,000	1,000.00	5.41
Indian Railway Finance Corporation Limited-6.70%*	800	1,00,000.00	8.07
Indian Railway Finance Corporation Limited-6.72%	3,100	1,00,000.00	31.21
Indian Railway Finance Corporation Limited-7.18%	2,00,000	1,000.00	20.53
Indian Railway Finance Corporation Limited-8.00%	2,20,000	1,000.00	23.00
National Bank for Agriculture and Rural Development-7.04%	40,000	1,000.00	4.12
National Highways Authority of India-8.27%	3,00,000	1,000.00	32.31
National Housing Bank-6.89%	11	10,00,000.00	1.11
National Housing Bank-7.17%	50	10,00,000.00	5.13
NTPC Limited-7.15%	50	10,00,000.00	5.21
Rural electrification corporation limited @ 8.01%	150	10,00,000.00	16.19
Rural electrification corporation limited @ 7.93%	1,30,000	1,000.00	13.90
Indian Railway Finance Corporation Limited-8.23%	50,000	1,000.00	5.62
Aggregate amount of unquoted investments			240.09

Refer Note 6 for Non-current and Note 9* for Current Investments in tax free bonds. Fair value hierarchy disclosures for investment in tax free bonds have been provided in Note 35.

NOTES TO THE STANDALONE FINANCIAL STATEMENTS FOR THE YEAR ENDED MARCH 31, 2020*(All amounts are in crores of Indian Rupees, unless otherwise stated)***Note 6.2 - Investment in Non Convertible debentures**

During the current year, the Company invested in 2,50,000 Bharat Bonds Exchange Traded Fund issued by Edelweiss Mutual Fund ("issuer"), having face value of Rs.1000/- per bond. These bonds listed on the Stock Exchange, carry the highest credit rating of AAA. These bonds have a defined maturity period and will mature on April, 2023 and at maturity, Company will get back the investments along with return indicated. The return on this investment will be realized either by holding the debentures till maturity or upon the sale of the same to another investor before the debentures are redeemed by the issuer.

The Company has irrevocably designated these debentures to be subsequently measured at FVTPL, in order to eliminate measurement inconsistency.

Note 6.3.1 - Investment in Non Convertible debentures issued by L&T Finance

The Company holds 250 redeemable non-convertible zero coupon debentures issued by L&T Finance Ltd ("issuer"), having face value of Rs. 10,00,000/- debenture. These debentures listed on the National Stock Exchange, carry the highest credit rating of AAA and will be redeemed at the rate of Rs. 11,79,663 per debenture on Jan 18, 2021. The return on this investment will be realised either by holding the debentures till maturity or upon the sale of the same to another investor before the debentures are redeemed by the issuer.

The Company has irrevocably designated these debentures to be subsequently measured at FVTPL, in order to eliminate measurement inconsistency.

Note 6.3.2 - Investment in Non Convertible debentures issued by Axis Finance

During the current year, the Company invested in 250 redeemable non-convertible debentures issued by Axis Finance Ltd ("issuer"), having face value of Rs. 10,00,000/- debenture and the principal is protected at maturity. These debentures listed on the National Stock Exchange, carry the highest credit rating of AAA and will be redeemed on June 30, 2022 at a price being the last traded (closing) price of 6.45 Gsec 2049 as on May 30, 2022. The return on this investment will be realised either by holding the debentures till maturity or upon the sale of the same to another investor before the debentures are redeemed by the issuer.

The Company has irrevocably designated these debentures to be subsequently measured at FVTPL, in order to eliminate measurement inconsistency.

Fair value hierarchy disclosures for investment in Non Convertible debentures have been provided in Note 35.

Note 7. Other current and non-current assets**Other non-current assets**

Particulars	As at March 31, 2020	As at March 31, 2019
Unsecured		
Capital advances		
Considered good	146.15	141.76
Credit impaired	28.38	28.38
	174.53	170.14
Impairment allowance for doubtful capital advances	(28.38)	(28.38)
(A)	146.15	141.76
Balances with Statutory / Government authorities		
Considered good	60.18	60.18
(B)	60.18	60.18
Prepaid expenses	1.56	2.70
(C)	1.56	2.70
Total non-current assets	(A) + (B) +(C)	204.64
	207.89	204.64

NOTES TO THE STANDALONE FINANCIAL STATEMENTS FOR THE YEAR ENDED MARCH 31, 2020

(All amounts are in crores of Indian Rupees, unless otherwise stated)

Other current assets

Particulars	As at March 31, 2020	As at March 31, 2019
Advances recoverable		
Considered good	22.67	20.49
Credit impaired	-	0.28
	22.67	20.77
Impairment allowance for doubtful advances	-	(0.28)
(A)	22.67	20.49
Prepaid expenses	16.19	20.82
(B)		
Total current assets	38.86	41.31
(A) + (B)		

Note 8. Inventories

Particulars	As at March 31, 2020	As at March 31, 2019
Consumables and media tapes	-	0.24
	-	0.24

Note 9 Financial assets (current)

Particulars	As at March 31, 2020	As at March 31, 2019
Investment in Equity Shares of CUB Ltd at fair value (Fully Paid) - Quoted- 7,31,599 shares (March 31,2019 - 7,31,599)	9.44	14.99
Investment in Tax Free Bonds at amortised cost (unquoted) (Refer Note 6.1)	31.09	8.07
Investment in unquoted mutual funds at fair value (Refer Note 9.1)	1,917.41	2,056.45
Total Financial Assets - Current	1,957.94	2,079.51

Note 1 : Financial assets (current) includes the investment in AIKI Power of Rs.14,820 /-

Aggregate book value of quoted investments	9.44	14.99
Aggregate market value of quoted investments	9.44	14.99
Aggregate value of unquoted investments	1,948.50	2,064.52

[This space has been intentionally left blank]

NOTES TO THE STANDALONE FINANCIAL STATEMENTS FOR THE YEAR ENDED MARCH 31, 2020*(All amounts are in crores of Indian Rupees, unless otherwise stated)***Note 9.1 Investment in unquoted mutual funds**

Particulars	As at March 31, 2020		As at March 31, 2019	
	No of Units	Amount	No of Units	Amount
Unquoted Mutual Funds				
Aditya Birla Sun Life Fixed Term Plan-Series NR (1099 days)-Gr.Direct	-	-	2,00,00,000	24.27
Aditya Birla Sun Life Fixed Term Plan-Series NT (1099 days)-Gr.Direct	-	-	2,00,00,000	24.18
Aditya Birla Sun Life Fixed Term Plan-Series PT (1100 days)-Direct	50,00,000	5.89	50,00,000	5.42
Aditya Birla Sun Life Fixed Term Plan-Series PW (1100 days)-Direct Growth	50,00,000	5.92	50,00,000	5.44
Aditya Birla Sun Life Fixed Term Plan-Series OY (1218 days)-Direct	1,50,00,000	17.89	1,50,00,000	16.41
Aditya Birla Sun Life Fixed Term Plan-Series PH (1143 days)-Direct	50,00,000	5.91	50,00,000	5.42
Aditya Birla Sun Life Fixed Term Plan-Series PU (1463 days)-Direct	50,00,000	6.01	50,00,000	5.47
Aditya Birla Sun Life Fixed Term Plan-Series QS (1100 days)-Direct Growth	50,00,000	5.73	50,00,000	5.33
Aditya Birla Sun Life Banking & PSU Debt Fund-Growth Regular Plan	1,97,898	5.18	1,97,898	4.71
Aditya Birla Sun Life Savings Fund-Growth-Direct Plan	17,28,584	69.29	17,28,584	64.26
Aditya Birla Sun Life Money Manager Fund-Growth-Direct Plan	33,73,856	91.41	33,73,856	84.92
Axis Banking and PSU Debt Fund-Direct-Growth	6,51,277	126.41	5,18,620	91.77
Axis Banking Debt Fund-Growth(BDGP)	-	-	36,547	6.39
Axis Fixed Term Plan-Series 95 (1185 Days) Direct Growth	50,00,000	5.88	50,00,000	5.38
Axis Fixed Term Plan-Series 100 (1172 Days) Direct Growth	50,00,000	5.62	50,00,000	5.13
Axis Fixed Term Plan-Series 104(1112 Days) Direct Growth	1,00,00,000	11.00	1,00,00,000	10.02
Axis Liquid Fund-Direct Growth (CF-DG)	3,60,740	79.52	1,38,801	28.78
Axis Arbitrage Fund-Direct Dividend Reinvestment	-	-	4,31,43,576	47.65
DHFL Pramerica Fixed Duration Fund-Series 29-Direct Plan-Growth	-	-	1,00,000	12.15
DHFL Pramerica Fixed Duration Fund-Series 31-Direct Plan-Growth	-	-	1,00,251	12.12
DHFL Pramerica Fixed Duration Fund-Series AP-Direct Plan-Growth	-	-	1,00,000	10.88
DHFL Pramerica Fixed Duration Fund-Series AU-Direct Plan-Growth	-	-	1,01,225	10.09
DHFL Pramerica Fixed Duration Fund Series BA-Direct Plan-Growth	-	-	50,000	5.42
DHFL Pramerica Fixed Duration Fund-Series BB-Direct Plan-Growth	-	-	50,000	5.35
DSP BlackRock FMP-Series 210-36M-Direct-Growth	64,54,673	7.95	64,54,673	7.39
Franklin India Fixed Maturity Plans-Series 1-Plan B-Direct-Growth	50,00,000	6.13	50,00,000	5.70

NOTES TO THE STANDALONE FINANCIAL STATEMENTS FOR THE YEAR ENDED MARCH 31, 2020

(All amounts are in crores of Indian Rupees, unless otherwise stated)

Particulars	As at March 31, 2020		As at March 31, 2019	
	No of Units	Amount	No of Units	Amount
Franklin India Fixed Maturity Plans-Series 2-Plan A-Direct-Growth	1,00,00,000	11.88	1,00,00,000	10.90
Franklin India Fixed Maturity Plans-Series 2-Plan B-Direct-Growth	1,00,00,000	11.91	1,00,00,000	10.92
Franklin India Fixed Maturity Plans-Series 3-Plan B-Direct-Growth	50,00,000	5.92	50,00,000	5.42
Franklin Maturity Plans-Series 5-Plan E 1224 days-Direct-Growth	30,00,000	3.38	30,00,000	3.07
Franklin India Fixed Maturity Plans-Series 4-Plan C 1098 days-Direct-Growth	50,00,000	5.81	50,00,000	5.31
Franklin India Savings Fund Retail Option-Direct-Growth	79,45,301	30.12	29,92,211	10.51
Franklin India Ultra Short Bond Fund-Super Institutional Plan-Growth	-	-	51,02,424	13.40
Franklin Maturity Plans-Series 5-Plan A 1273 days-Direct-Growth	50,00,000	5.82	50,00,000	5.29
Franklin India Fixed Maturity Plans-Series 3-Plan F 1098 days-Direct-Growth	1,00,00,000	11.79	1,00,00,000	10.78
Franklin India Liquid Fund-Super Institutional Plan-Direct-Growth	-	-	26	0.01
Franklin Maturity Plans-Series 5-Plan D 1278 days-Direct-Growth	-	-	50,00,000	5.14
HDFC Arbitrage Fund-Wholesale Plan-Monthly Dividend-Direct Plan	-	-	2,04,00,633	21.35
HDFC Floating Rate Income Fund-Short Term Plan-Direct Plan-Wholesale Option-Growth Option	-	-	20,18,075	6.60
HDFC FMP 1167D January 2016 (1)-Regular-Growth	-	-	1,00,32,777	12.72
HDFC FMP 1183D January 2016 (1)-Regular-Growth-Series-35	-	-	1,00,06,421	12.72
HDFC Liquid Fund-Direct Plan-Growth Option	-	-	68,075	25.04
HDFC Medium Term Debt Fund-Growth	-	-	12,48,546	4.60
HDFC Floating Rate Debt Fund-Wholesale Option-Regular Plan-Growth	-	-	57,27,332	18.62
HDFC Corporate Bond Fund-Direct-Growth	-	-	1,48,48,148	31.09
HSBC Cash Fund-Direct Growth	-	-	27,298	5.08
HDFC Short Term Debt Fund-Direct Plan-Growth Option	64,74,077	14.82	64,74,077	13.49
HDFC Money Market Fund-Direct Plan-Growth Option	-	-	38,364	15.04
HSBC FTS 130-Growth Direct Plan-Tenure 1204 Days	50,00,000	5.93	50,00,000	5.46
ICICI Prudential Equity Arbitrage Fund-Direct Plan-Dividend	-	-	76,41,160	11.07
ICICI Prudential Fixed Maturity Plan Series 82-1236 Days Plan A Direct Plan	1,00,00,000	11.95	1,00,00,000	10.96
ICICI Prudential Fixed Maturity Plan Series-81-1185 Days Plan G-Direct Plan	1,00,00,000	12.35	1,00,00,000	11.43

NOTES TO THE STANDALONE FINANCIAL STATEMENTS FOR THE YEAR ENDED MARCH 31, 2020*(All amounts are in crores of Indian Rupees, unless otherwise stated)*

Particulars	As at March 31, 2020		As at March 31, 2019	
	No of Units	Amount	No of Units	Amount
ICICI Prudential Fixed Maturity Plan Series-81-1190 Days Plan F-Direct Plan-Cumulative	1,00,00,000	12.37	1,00,00,000	11.45
ICICI Prudential FMP Series 78-1168 Days Plan-I-Growth	-	-	50,15,595	6.41
ICICI Prudential FMP Series 78-1190 Days Plan E Regular Plan Cumulative	-	-	60,00,000	7.69
ICICI Prudential FMP Series 79-1104 Days Plan P Direct Plan Cumulative	-	-	1,00,00,000	11.99
ICICI Prudential FMP Series 79-1120 Days Plan J Direct Plan Cumulative	-	-	89,10,560	10.82
ICICI Prudential FMP Series 81-1178 Days Plan H Direct Plan Cumulative	66,87,059	8.24	66,87,059	7.63
ICICI Prudential Series-81-1205 Days Plan B-Direct Plan-Growth	-	-	1,00,00,000	11.47
ICICI Prudential Savings Fund-Direct Plan-Growth	14,83,037	57.89	14,83,037	53.56
ICICI Prudential Money Market Fund-Direct Plan-Growth	-	-	27,67,282	71.99
ICICI Prudential Short Term-Regular Plan-Growth Option	-	-	17,18,266	6.64
ICICI Prudential Fixed Maturity Plan Series 85-1175 Days Plan D Direct Plan	50,00,000	5.60	50,00,000	5.08
IDFC Arbitrage Fund- Monthly Dividend-(Direct Plan)	-	-	2,63,46,931	34.65
IDFC Corporate Bond Fund Direct-Growth	-	-	2,61,91,521	33.68
IDFC Corporate Bond Fund Regular Plan-Growth	60,38,876	8.32	1,09,67,655	13.96
IDFC Fixed Term Plan Series 152 Direct Plan-Growth (1452 Days)	50,00,000	5.79	50,00,000	5.40
IDFC Fixed Term Plan Series 159 Direct Plan-Growth (1098 Days)	60,63,654	6.97	60,63,654	6.48
IDFC Ultra Short Term Fund-Growth-(Direct Plan)	-	-	4,77,27,638	50.62
IDFC Yearly Series Inverval Fund Direct Plan-Series II-Growth	33,13,453	5.83	33,13,453	5.44
IDFC Bond Fund-Long Term Plan-Growth-(Regular Plan)	-	-	12,93,381	5.76
IDFC Banking & PSU Debt Fund-Regular Plan-Growth	-	-	49,57,187	7.97
IDFC Low Duration Fund-Growth-(Direct Plan)	1,56,40,632	45.19	1,56,40,632	41.83
IDFC Cash Fund-Growth-(Direct Plan)	-	-	1,11,093	25.18
IDFC Fixed Term Plan Series 176 Direct Plan-Growth (1170 Days)	50,00,000	5.60	50,00,000	5.09
Invesco India FMP Sr. 30 Plan A (1223 Days)-Direct Sub Plan Growth	1,00,00,000	11.91	1,00,00,000	10.93
Invesco India FMP Sr. 31 Plan D (1468 Days)-Growth Plan	50,00,000	5.98	50,00,000	5.44
Invesco India FMP Sr. 32 Plan A (1105 Days)-Direct Sub Plan Growth	50,00,000	5.87	50,00,000	5.38
Invesco India Corporate Bond Fund-Direct Plan Growth	2,02,209	48.68	49,672	10.87
Invesco India Money Market Fund-Direct Plan Growth	48,218	11.16	48,218	10.46
Invesco India FMP Sr. 32 Plan C (1099 Days)-Direct Sub Plan Growth	42,10,000	4.91	42,10,000	4.48

NOTES TO THE STANDALONE FINANCIAL STATEMENTS FOR THE YEAR ENDED MARCH 31, 2020

(All amounts are in crores of Indian Rupees, unless otherwise stated)

Particulars	As at March 31, 2020		As at March 31, 2019	
	No of Units	Amount	No of Units	Amount
Invesco India Liquid Fund-Direct Plan Growth	-	-	98,333	25.30
Kotak Corporate Bond Fund Standard Growth (Regular Plan)	46,607	12.54	46,607	11.52
Kotak Corporate Bond Fund-Direct Plan-Growth	1,67,609	46.26	1,67,609	42.36
Kotak Equity Arbitrage Fund-Direct Plan-Fortnight Dividend	-	-	1,54,80,754	36.44
Kotak FMP Series 190-Growth	-	-	25,00,000	3.18
Kotak FMP Series 191-Growth	-	-	50,00,000	6.28
Kotak FMP Series 196 Direct-Growth	-	-	2,00,00,000	24.44
Kotak FMP Series 203-Direct Plan-Growth	1,00,00,000	12.28	1,00,00,000	11.42
Kotak FMP Series 204-Direct Plan-Growth	1,00,00,000	12.28	1,00,00,000	11.39
Kotak FMP Series 211 Direct-Growth	1,00,00,000	11.92	1,00,00,000	11.01
Kotak Money Market Scheme-Direct Plan-Growth	3,45,399	114.43	2,17,795	67.22
Kotak FMP Series 212 Direct-Growth	1,00,00,000	11.92	1,00,00,000	10.93
Kotak Low Duration Fund Standard Growth (Regular Plan)	-	-	82,159	18.79
L&T FMP Series 16-Plan A (1223 Days) Direct Growth	1,00,00,000	11.91	1,00,00,000	10.94
L&T FMP Series XVII-Plan B (1452 Days) Direct Growth	50,00,000	5.92	50,00,000	5.39
L&T Short Term Bond Fund Direct Plan-Growth	97,91,308	19.72	97,91,308	17.98
L&T Arbitrage Opportunities Fund Direct Monthly Dividend	-	-	2,02,86,015	20.89
L&T Banking and PSU Debt Fund Direct Plan-Growth	93,72,930	17.40	34,21,045	5.75
L&T Ultra Short Term Fund Direct Plan-Growth	-	-	64,36,083	20.04
Reliance Fixed Horizon Fund XXXIII Series 8-Direct Growth	-	-	1,05,00,000	12.06
Reliance Fixed Horizon Fund XXXIII-Series 10-Direct Growth Plan	-	-	1,50,07,329	17.19
Reliance Fixed Horizon Fund-XXXI-Series 7-Direct Growth Plan	-	-	2,00,00,000	24.40
Reliance Fixed Horizon Fund-XXXI-Series 8 - Direct Growth Plan	-	-	2,00,00,000	24.32
Reliance Fixed Horizon Fund-XXXI-Series 9 - Direct Growth Plan	-	-	2,00,00,000	24.20
Reliance Fixed Horizon Fund-XXX-Series 2-Growth Plan	-	-	80,03,144	10.25
Reliance Fixed Horizon Fund-XXXVII-Series 06-Direct Growth Plan	-	-	50,00,000	5.48
Reliance Fixed Horizon Fund-XXXVIII-Series 06-Direct Growth Plan	-	-	1,00,15,751	10.67
Reliance Fixed Horizon Fund-XXXVIII-Series 03-Direct Growth Plan	-	-	70,31,645	7.54
Reliance Arbitrage Fund-Direct Monthly Dividend Plan Reinvestment	-	-	55,59,723	6.11
Reliance Floating Rate Fund-Short Term Plan-Direct Growth Plan	-	-	24,89,306	7.50
Reliance Money Market Fund-Direct Growth Plan Growth Option	-	-	37,018	10.51
SBI Debt Fund Series-B-43 (1100 Days)-Direct Growth	-	-	1,00,00,000	12.02
SBI Arbitrage Opportunities Fund-Direct Plan-Dividend	-	-	74,14,544	10.52
SBI Magnum Low Duration Fund Regular Growth	-	-	50,927	12.31

NOTES TO THE STANDALONE FINANCIAL STATEMENTS FOR THE YEAR ENDED MARCH 31, 2020*(All amounts are in crores of Indian Rupees, unless otherwise stated)*

Particulars	As at March 31, 2020		As at March 31, 2019	
	No of Units	Amount	No of Units	Amount
SBI Debt Fund Series-C-20 (1100 Days)-Direct Growth	50,38,313	5.88	50,38,313	5.39
Sundaram Fixed Term Plan Hi Regular Growth	-	-	50,71,262	6.44
Sundaram Fixed Term Plan HM Direct Growth	-	-	1,00,00,000	12.37
Sundaram Fixed Term Plan HS Direct Growth	-	-	50,01,918	6.05
Sundaram Fixed Term Plan IK Direct Growth	1,00,00,000	11.72	1,00,00,000	10.73
Sundaram Money Fund-Direct Plan-Growth	36,15,385	15.14	25,40,360	10.01
Tata Money Market Fund Direct Plan-Growth	1,06,148	36.79	-	-
Tata Fixed Maturity Plan Series 55 Scheme D-Direct Plan-Growth	1,00,00,000	11.54	1,00,00,000	10.65
Tata Fixed Maturity Plan Series 55 Scheme G-Direct Plan-Growth	50,00,000	5.81	50,00,000	5.31
Tata Treasury Advantage Fund Regular Plan-Growth	-	-	77,597	22.04
UTI -Fixed Term Income Fund-Series XXVIII - IV (1204 Days)-Direct Growth Plan	1,50,00,000	17.86	1,50,00,000	16.38
UTI Arbitrage Fund-Direct Dividend Plan Reinvestment	-	-	1,28,10,364	21.72
UTI Fixed Income Fund Series XXIX-XI (1112 Days) - Direct Growth Plan	83,87,115	8.73	83,87,115	8.93
UTI Fixed Income Fund Series XXX-X (1267 Days) - Direct Growth Plan	50,00,000	5.81	50,00,000	5.29
UTI Money Market Fund-Institutional Plan-Direct Plan-Growth	-	-	2,43,760	51.50
UTI-Liquid Cash Plan-Institutional-Direct Plan-Growth	70,892	23.05	74,828	22.90
Aditya Birla Sun Life Liquid Fund-Growth-Direct Plan	4,82,395	15.42	-	-
Axis Banking & PSU Debt Fund-Growth(BDGGP)	36,547	6.99	-	-
Axis Money Market Fund Direct Growth	4,96,676	52.02	-	-
DSP Savings Fund-Direct Plan-Growth	25,82,485	10.29	-	-
Franklin Maturity Plans-Series 5-Plan D 1238 days-Direct-Growth	50,00,000	5.64	-	-
HDFC Floating Rate Debt Fund-Direct Plan-Wholesale Option-Growth Option	20,18,075	7.14	-	-
HDFC Medium Term Debt Fund -Regular Plan -Growth	12,48,546	5.03	-	-
HSBC Ultra Short Duration Fund Direct Growth	50,000	5.05	-	-
ICICI Prudential Corporate Bond Fund-Direct Plan-Growth	1,46,28,320	31.47	-	-
ICICI Prudential Fixed Maturity Plan Series-81-1205 Days Plan B-Direct Plan Cumulative	1,00,00,000	12.38	-	-
IDFC Banking & PSU Debt Fund-Direct Plan-Growth	4,31,19,000	77.46	-	-
IDFC Money Manager Fund-Growth-(Direct Plan)	65,45,621	20.92	-	-
Invesco India Treasury Advantage Fund-Direct Plan Growth	36,197	10.36	-	-
Kotak Liquid Direct Plan Growth	2,07,037	83.12	-	-
LIC MF Banking & PSU Debt Fund-Direct-Growth	1,54,79,140	41.76	-	-
Nippon India Fixed Horizon Fund XXXIII Series 8-Direct Growth	1,05,00,000	13.04	-	-

NOTES TO THE STANDALONE FINANCIAL STATEMENTS FOR THE YEAR ENDED MARCH 31, 2020

(All amounts are in crores of Indian Rupees, unless otherwise stated)

Particulars	As at March 31, 2020		As at March 31, 2019	
	No of Units	Amount	No of Units	Amount
Nippon India Fixed Horizon Fund XXXIII-Series 10-Direct Growth Plan	1,50,07,329	18.59	-	-
Nippon India Fixed Horizon Fund-XXXI-Series 8 - Direct Growth Plan	2,00,00,000	26.25	-	-
Nippon India Fixed Horizon Fund-XXXVIII-Series 06-Direct Growth Plan	1,00,15,751	11.52	-	-
Nippon India Fixed Horizon Fund-XXXVII-Series 06-Direct Growth Plan	50,00,000	6.03	-	-
Nippon India Liquid Fund-Direct Plan-Direct Growth Plan-Growth Option	1,22,657	59.50	-	-
PGIM India Fixed Duration Fund Series BA-Direct Plan-Growth	50,000	5.95	-	-
PGIM India Fixed Duration Fund-Series AP-Direct Plan-Growth	1,00,000	11.86	-	-
PGIM India Fixed Duration Fund-Series BB-Direct Plan-Growth	50,000	5.84	-	-
SBI Corporate Bond Fund-Direct Plan-Growth	2,07,72,336	23.44	-	-
Tata Banking & PSU Debt Fund Direct Plan Growth	1,16,44,339	12.10	-	-
Tata Liquid Fund Direct Plan-Growth	48,373	15.15	-	-
UTI Money Market Fund - Direct Growth Plan	1,73,025	39.24	-	-
ICICI Prudential Liquid-Direct Plan-Growth	2,75,882	8.10	-	-
Nippon India Fixed Horizon Fund-XXXVIII-Series 03-Direct Growth Plan	70,31,645	8.23	-	-
PGIM India Fixed Duration Fund-Series AU-Direct Plan-Growth	1,01,225	10.86	-	-
Total FVTPL investments		1,917.41		2,056.45

Refer Note. 35 for disclosure of fair value hierarchy of these investments

[This space has been intentionally left blank]

NOTES TO THE STANDALONE FINANCIAL STATEMENTS FOR THE YEAR ENDED MARCH 31, 2020*(All amounts are in crores of Indian Rupees, unless otherwise stated)***Note 9.2 Other Financial Assets at Amortised Cost**

Particulars	As at March 31, 2020	As at March 31, 2019
Advances recoverable in cash		
Considered good	0.32	0.34
Unbilled Revenues	175.52	160.46
Interest accrued on fixed deposits	2.74	2.46
Interest accrued on Tax Free Bonds	5.77	4.28
Other receivables		
- From Related Parties (Refer Note - 32)	1.05	0.90
- From Others	0.06	0.07
Total Other Financial assets at Amortised Cost	185.46	168.51

Note 10. Trade Receivables

Particulars	As at March 31, 2020	As at March 31, 2019
Trade receivables		
Unsecured, considered good (Refer note below)	1,309.98	1,078.99
Unsecured, considered doubtful	84.72	52.04
	1,394.70	1,131.03
Allowance for credit losses	(84.72)	(52.04)
Total Trade receivables	1,309.98	1,078.99

Note : Trade receivables include dues from related parties (Refer note 32) 597.79 322.89

The carrying amount of following financial assets represents the maximum credit exposure:

Trade Receivables (Unsecured)		
Due for less than six months	1,190.12	981.69
Other trade receivables	204.58	149.34
Total	1,394.70	1,131.03

Trade receivables are non-interest bearing and are generally on terms of 60 to 90 days

Trade receivable consists of a large number of customers, spread across diverse industries and geographical areas. Ongoing credit evaluation is performed on the financial condition of the accounts receivable.

Refer note given under impairment of financial assets - 2(r) - Financial instruments for ECL model adopted by the company.

NOTES TO THE STANDALONE FINANCIAL STATEMENTS FOR THE YEAR ENDED MARCH 31, 2020

(All amounts are in crores of Indian Rupees, unless otherwise stated)

Movement in loss allowance during the year	As at March 31, 2020	As at March 31, 2019
Opening balance	(52.04)	(65.03)
Additions	(48.21)	(9.98)
Utilised / Reversed	15.53	22.97
Closing balance	(84.72)	(52.04)

Trade receivables due from companies in which the Company's director(s) are Directors / Members.

Name of the Customer	As at March 31, 2020	As at March 31, 2019
Sun Direct TV Private Limited	282.33	174.48
Sun Distribution Services Private Limited	51.43	43.74
Kal Media Services Private limited	191.18	64.97
Gemini TV Distribution Services Private Limited	72.27	35.68
Sun Business Solutions Private Limited	0.51	3.97
Kal Publications Private Limited	0.07	0.05

For terms and conditions relating to related party receivables, refer Note. 32

Note 11.1 Cash and Cash Equivalents

Particulars	As at March 31, 2020	As at March 31, 2019
Balances with banks:		
– On current accounts	183.84	152.96
– Deposits with original maturity of less than three months	218.57	221.72
Cash on hand	0.07	0.02
	402.48	374.70

Note 11.2 . Bank Balances other than Cash and Cash Equivalents

Particulars	As at March 31, 2020	As at March 31, 2019
Balances with banks:		
– Deposits with original maturity of more than 3 months but less than 12 months	107.47	76.30
– Balances with banks held as margin money	18.40	19.56
– Unpaid dividend account (Refer Note.16)	0.47	0.34
	126.34	96.20

NOTES TO THE STANDALONE FINANCIAL STATEMENTS FOR THE YEAR ENDED MARCH 31, 2020*(All amounts are in crores of Indian Rupees, unless otherwise stated)***Note - 12.1 Equity Share Capital**

Particulars	As at March 31, 2020	As at March 31, 2019
Authorised Capital		
120,00,00,000 Equity Shares of Rs. 5.00 /- each (45,00,00,000 shares as on March 31, 2019)	600.00	225.00
Issued, Subscribed and Paid-up Capital		
39,40,84,620 Equity Shares of Rs. 5.00 /- each fully paid up (March 31, 2019: 39,40,84,620 Equity Shares of Rs. 5.00 /- each fully paid up)	197.04	197.04
	197.04	197.04
(i) Reconciliation of the number of shares outstanding:		
At the beginning of the year	39,40,84,620	39,40,84,620
Issued during the year	-	-
Outstanding at the end of the year	39,40,84,620	39,40,84,620

(ii) Term / Rights attached to Equity Shares

The Company has one class of equity shares having a face value of Rs.5.00 each. Each shareholder is eligible for one vote per share held. The Company declares and pays dividends in Indian rupees. The dividend proposed by the Board of Directors is subject to the approval of the shareholders in the ensuing Annual General Meeting.

During the year ended March 31, 2020, The Board of Directors have declared an interim dividend of Rs.2.50 per share (50%) at their Board meeting held on August 9, 2019, Rs.2.50 per share (50%) at their Board meeting held on November 12, 2019, Rs.7.50 per share(150%) at their Board meetings held on February 14, 2020 and Rs. 12.50 per share (250%) at their Board meeting held on March 9, 2020 respectively. (March 31, 2019: Rs.12.50 /- share)

In the event of liquidation of the Company, the holders of equity shares will be entitled to receive remaining assets of the company, after distribution of all preferential amounts. However, no such preferential amounts exists currently. The distribution will be in proportion to the number of equity shares held by the shareholders.

(iii) Details of Shareholders holding more than 5 percent in the Company:

Name of the shareholders	As at March 31, 2020		As at March 31, 2019	
	No. of Shares	% against total number of shares	No. of Shares	% against total number of shares
Mr. Kalanithi Maran	29,55,63,457	75.00%	29,55,63,457	75.00%

NOTES TO THE STANDALONE FINANCIAL STATEMENTS FOR THE YEAR ENDED MARCH 31, 2020

(All amounts are in crores of Indian Rupees, unless otherwise stated)

Note 12.2 Other equity

Particulars	As at March 31, 2020	As at March 31, 2019
Securities Premium Reserve	471.82	471.82
General Reserve	483.80	483.80
Retained earnings	4,471.43	4,287.86
	5,427.05	5,243.48

Note 12.3 Distribution made

Particulars	As at March 31, 2020	As at March 31, 2019
Dividends paid:		
Interim dividends	985.21	492.61
Dividend Distribution Tax on interim dividends	202.51	101.26
	1,187.72	593.87

Note 13. Other Financial Liabilities (non-current)

Particulars	As at March 31, 2020	As at March 31, 2019
Other financial liabilities at amortised cost		
Interest free deposits from customers	6.83	6.77
Lease liabilities	35.90	-
Total other financial liabilities at amortised cost	42.73	6.77

Note 14. Deferred tax liabilities

Nature - (Liability) / Asset	Balance Sheet		Statement of Profit and Loss	
	March 31, 2020	March 31, 2019	March 31, 2020	March 31, 2019
Deferred Tax Liabilities / Asset				
Tax effect of provision for Impairment allowance for doubtful debts / movie advance and other assets	(32.09)	(34.49)	2.40	2.29
Sec. 43B disallowances	(8.12)	(9.69)	1.57	(1.82)
Accelerated depreciation for tax purposes	62.61	89.03	(26.42)	0.94
Fair valuation of financial assets	62.74	60.75	1.99	27.22
Deferred Tax expenses / (income)			(20.46)	28.63
Net Deferred Tax Liabilities	85.14	105.60		

NOTES TO THE STANDALONE FINANCIAL STATEMENTS FOR THE YEAR ENDED MARCH 31, 2020*(All amounts are in crores of Indian Rupees, unless otherwise stated)*

Reconciliation of Deferred Tax Liabilities (net)	March 31, 2020	March 31, 2019
Opening Balance	105.60	76.97
Tax (income) / Expense during the period	(20.46)	28.63
Closing balance	85.14	105.60

Also refer Note. 27 for Income tax related disclosures.

Note 15. Trade payables

Particulars	As at March 31, 2020	As at March 31, 2019
Other than acceptances		
Total outstanding dues of micro enterprises and small enterprises*	-	-
Total outstanding dues of creditors other than micro enterprises and small enterprises @	277.14	198.58
	277.14	198.58

*There is no overdue amount paid / payable to Micro and Small Enterprises as defined under Micro, Small and Medium Enterprises Development Act, 2006 as at or during the year ended March 31, 2020 & 2019. Accordingly, no interest has been paid / payable to any Micro and Small Enterprises during the current and previous year. This disclosure is made to the extent information is available with the Company and relied upon by the Auditors.

@ Include payables to related parties (Refer Note 32) 108.44 32.74

Terms and conditions of the above financial liabilities:

Trade payables are non interest bearing and are normally settled within due dates

For terms and conditions with related parties, refer to Note. 32

Note 16. Other Financial Liabilities (current)

Particulars	As at March 31, 2020	As at March 31, 2019
Other financial liabilities at amortised cost		
Payable to employees	14.62	16.42
Gratuity (Refer Note. 30)	3.31	2.48
Director's Remuneration Payable (Refer Note. 32)	149.22	148.75
Unclaimed dividends	0.47	0.34
Interest free deposits from customers	2.44	3.55
Payable for capital goods suppliers	19.13	9.81
Lease liabilities	23.42	-
Retention Money Payable	-	0.21
Total other financial liabilities at amortised cost	212.61	181.56

NOTES TO THE STANDALONE FINANCIAL STATEMENTS FOR THE YEAR ENDED MARCH 31, 2020

(All amounts are in crores of Indian Rupees, unless otherwise stated)

Note 17. Government Grants

Particulars	As at March 31, 2020	As at March 31, 2019
Opening Balance	5.31	6.26
Received during the year	-	-
Released to the statement of profit and loss	(0.78)	(0.95)
Closing Balance	4.53	5.31
Current	0.64	0.78
Non-current	3.89	4.53
	4.53	5.31

Government grants in the form of duty credits have been received on import of plant and equipment under the relevant export promotion scheme. There are no unfulfilled conditions or contingencies attached to these grants.

Note 18. Provisions

Particulars	As at March 31, 2020	As at March 31, 2019
Short-term provisions		
Provision for compensated absences	9.46	7.29
Provision for litigations and claims related to Service tax (Refer Note. 38)	11.45	10.12
Total Provisions	20.91	17.41

Note 19. Other Current Liabilities

Particulars	As at March 31, 2020	As at March 31, 2019
Deferred revenue	11.25	42.97
Statutory Dues	25.03	55.10
Advances from customers	13.23	15.59
Total Other Current Liabilities	49.51	113.66

NOTES TO THE STANDALONE FINANCIAL STATEMENTS FOR THE YEAR ENDED MARCH 31, 2020*(All amounts are in crores of Indian Rupees, unless otherwise stated)*

Particulars	Year Ended	
	March 31, 2020	March 31, 2019
Note 20. Revenue from Operations		
Sale of Services		
Income from Advertising and Sale of Broadcast slots	1,363.43	1,494.25
Income from Subscription	1,726.10	1,499.60
Income from movie distribution	69.91	223.36
Income from content trading	0.53	6.27
Income from Indian Premier League	244.45	439.79
	3,404.42	3,663.27

Disclosure for Ind AS 115:**Disaggregated revenue information**

Revenue is recognized when the performance obligations under the contract with customers are satisfied. In respect of all classes of revenue from operations as disclosed above, the performance obligation is satisfied at a point in time. For disaggregation of revenue by geographical regions, refer Note 33 - Segment information.

Trade Receivables and Contract assets / liabilities

Trade receivable and Unbilled revenue : The Company classifies the right to consideration in exchange for deliverables as contract receivable / unbilled revenue.

A receivable is a right to consideration that is unconditional upon passage of time. Revenues in excess of billings is recorded as unbilled revenue and is classified as a financial asset. Trade receivable and unbilled revenues are presented net of impairment in Note 10 and Note 9.2 respectively.

Deferred income / unearned revenue : Billings in excess of revenue recognised are disclosed as "Deferred Revenues" under other current liabilities - Note 19; As against the opening balance of deferred revenue of Rs. 42.97 crores , revenue recognised during the year amounts to Rs. 40.41 crores ;

Particulars	Year Ended	
	March 31, 2020	March 31, 2019
Note 21. Other Income		
Finance income (measured at Amortised cost)		
- on bank deposits	19.09	14.70
- on tax free bonds	15.23	13.37
- on trade receivables and others	9.70	31.28
Dividend income on current investments	24.63	6.43
Gain on redemption of investments	151.18	60.44
Fair value gain on financial instruments at FVTPL (net)	9.67	74.78
Gain on foreign exchange fluctuation (net)	11.58	7.34
Export incentives (Government grants) (Refer Note 17)	0.78	0.95
Liabilities / provisions no longer required written back	0.84	0.41
Rental Income	4.32	3.97
Business Support Services	1.43	1.44
Miscellaneous Income	0.48	4.84
	248.93	219.95

NOTES TO THE STANDALONE FINANCIAL STATEMENTS FOR THE YEAR ENDED MARCH 31, 2020

(All amounts are in crores of Indian Rupees, unless otherwise stated)

Note 22. Operating expenses

Particulars	Year Ended	
	March 31, 2020	March 31, 2019
Telecast costs	7.49	28.94
Program production expenses	59.37	76.21
Cost of program rights	272.42	210.45
Consumables and media expensed	0.24	0.01
Pay channel service charges	112.49	59.04
Licenses	6.62	7.51
Franchisee fees	46.31	84.99
Others	40.61	38.08
	545.55	505.23

Operating expenses excludes amortisation of film production cost, distribution and related rights which is included in Note - 25

Note 23. Employee Benefits Expense

Particulars	Year Ended	
	March 31, 2020	March 31, 2019
Salaries, wages and bonus	99.02	109.41
Gratuity expense (Refer Note. 30)	2.36	2.16
Contributions to provident fund and other funds (Refer Note. 30)	7.95	8.22
Staff welfare expense	3.79	4.52
Directors' remuneration		
- Salary	30.66	28.70
- Ex-gratia / Bonus	148.61	147.59
	292.39	300.60

Note 24. Other Expenses

Particulars	Year Ended	
	March 31, 2020	March 31, 2019
Legal and professional fees (Including IPL related Payments) (Refer details below for payments to auditors)	117.29	141.57
Travel and conveyance	10.24	10.43
Rent	4.05	11.47
Rates and taxes	3.08	4.62
Electricity expense	10.93	10.41
Power and fuel	4.33	4.80
Selling Expenses		
- Advertisement and publicity expenses	21.30	23.22
- Marketing expenses	0.15	1.35
- Sales commission expenses	16.54	17.77
Repairs and maintenance		
- Building	3.22	1.37
- Plant and machinery	13.72	16.44
- Others	10.05	9.44

NOTES TO THE STANDALONE FINANCIAL STATEMENTS FOR THE YEAR ENDED MARCH 31, 2020*(All amounts are in crores of Indian Rupees, unless otherwise stated)*

Particulars	Year Ended	
	March 31, 2020	March 31, 2019
Communication	0.76	0.71
Utilities	13.68	15.36
Insurance	1.39	2.32
Bad debts written off	8.13	5.47
Impairment allowance for doubtful debts / movie advance and other advances (net of reversals)	32.41	(13.00)
Provisions for claims and litigations	1.33	1.07
Expenditure on Corporate Social Responsibility	51.62	23.16
Loss on sale of PP&E (net) / assets scrapped	0.12	0.10
Miscellaneous expenses	6.08	5.05
	330.42	293.13

Particulars	Year Ended	
	March 31, 2020	March 31, 2019
Payments to Auditor		
As auditor:		
Audit fee	0.52	0.47
Limited review	0.18	0.18
Goods and Service Tax	0.12	0.11
In other capacity:		
Other services	-	-
Reimbursement of expenses	0.01	0.01
	0.83	0.77

	Year Ended	
	March 31, 2020	March 31, 2019
Corporate Social Responsibility (CSR) Expenditure		
Gross amount required to be spent by the Company during the year	33.76	28.95
Amount Spent during the year ended :		
Construction / acquisition of any asset (A)	-	-
On purposes other than above (B)	33.82	23.16
	33.82	23.16
Amount relating to previous years spent during the year	17.80	-
Contribution made through Related Parties: (out of the (B) above) (Refer Note. 32)	10.65	16.66

Particulars	Year Ended	
	March 31, 2020	March 31, 2019
Note 25. Depreciation and amortization expense		
Depreciation of tangible assets (Refer Note 3)	63.67	65.45
Depreciation of right to use assets (Refer Note 5A)	24.34	-
Depreciation on Investment Properties (Refer Note 4)	0.69	0.74
Amortization of intangible assets (Refer Note 5)	590.63	580.48
	679.33	646.67

NOTES TO THE STANDALONE FINANCIAL STATEMENTS FOR THE YEAR ENDED MARCH 31, 2020
(All amounts are in crores of Indian Rupees, unless otherwise stated)
Note 26. Finance Costs

Particulars	Year Ended	
	March 31, 2020	March 31, 2019
Interest		
- on loans against deposits	0.21	0.16
- Interest expenses on lease liabilities (Refer Note 29.1)	7.32	-
- others	0.25	1.49
	7.78	1.65

Note 27. Income Tax Expense

The major components of income tax expense for the years ended March 31, 2020 and March 31, 2019 are:

Profit or loss section

Particulars	Year Ended	
	March 31, 2020	March 31, 2019
Current Tax:		
Current income tax charge	446.51	712.45
Deferred Tax:		
Relating to the origination and reversal of temporary differences (Refer Note -14)	(20.46)	28.63
Income Tax expense reported in the statement of profit and loss	426.05	741.08

Other Comprehensive Income (OCI) section

Deferred tax related to items recognised in OCI during the year:

Particulars	Year Ended	
	March 31, 2020	March 31, 2019
Tax on remeasurement of defined benefit plan	(0.18)	(0.29)
Income Tax charged to OCI	(0.18)	(0.29)

Reconciliation of tax expense and the accounting profit multiplied by India's domestic tax rate for March 31, 2020 and March 31, 2019 :

The tax on the Company's profit before tax differs from the theoretical amount that would arise using the standard rate of corporation tax in India at 25.1680 % (Previous Year 34.9440 %) as follows:

Particulars	Year Ended	
	March 31, 2020	March 31, 2019
Accounting Profit before income tax	1,797.88	2,135.94
Profit before income tax multiplied by standard rate of corporate tax in India of 25.1680 % (2019: 34.9440%)	452.49	746.38
Effects of:		
Gain/Loss on investments taxed at the tax rate applicable on capital gains / losses	(9.50)	(2.21)
Income exempted from tax	(10.03)	(6.92)
Non-deductible expenses for tax purposes	4.00	4.19
Others	(10.91)	(0.36)
Net effective income tax	426.05	741.08

NOTES TO THE STANDALONE FINANCIAL STATEMENTS FOR THE YEAR ENDED MARCH 31, 2020*(All amounts are in crores of Indian Rupees, unless otherwise stated)***Note 28. Earnings Per Share (EPS)**

Basic EPS amounts are calculated by dividing the profit for the year attributable to equity holders of the parent by the weighted average number of Equity shares outstanding during the year.

Diluted EPS amounts are calculated by dividing the profit attributable to equity holders of the parent by the weighted average number of Equity shares outstanding during the year plus the weighted average number of Equity shares that would be issued on conversion of all the dilutive potential Equity shares into Equity shares.

The following reflects the income and share data used in the basic and diluted EPS computations:

	Year Ended	
	March 31, 2020	March 31, 2019
Profit after tax (Rs. in crores)	1,371.83	1,394.86
Weighted average number of shares		
- Basic	39,40,84,620	39,40,84,620
- Diluted	39,40,84,620	39,40,84,620
Earning per share of Rs.5.00/- each		
- Basic	34.81	35.40
- Diluted	34.81	35.40

Note 29. Leases

The Company has entered into operating leases on KU band Satellite transponders on non cancellable operating lease, with lease terms between 1 and 5 years. The Company has also entered into operating lease arrangements for office premises.

29.1. The impact of changes in accounting policy on account of adoption of Ind AS 116 is as follows:

Particulars	Amount
Decrease in Property, Plant and equipment by	-
Increase in lease liability by	59.32
Increase in right of use assets by	56.07
Increase/(decrease) in finance cost by	7.32
Increase/(decrease) in depreciation by	24.34
Increase/(decrease) in satellite hire charges by	(22.04)
Increase/(decrease) in rent by	(6.37)

29.2. Movement in Lease liabilities :

The following is the movement in lease liabilities during the year ended March 31, 2020:

Particulars	As at March 31, 2020	
Balance as on April 1, 2019		
Recognition on account of adoption of Ind AS 116	78.93	
Additions	1.48	
Finance costs accrued during the period	7.32	
Deletions	-	
Payment of lease liabilities	(28.41)	
Balance as on March 31, 2020	59.32	
Disclosed under :		
Other Non current financial liabilities - Lease liabilities - Note -13	35.90	
Other current financial liabilities - Lease liabilities - Note -16	23.42	
Total	59.32	

NOTES TO THE STANDALONE FINANCIAL STATEMENTS FOR THE YEAR ENDED MARCH 31, 2020
(All amounts are in crores of Indian Rupees, unless otherwise stated)

29.3. The table below provides details regarding the contractual maturities of lease liabilities as at March 31, 2020 on an undiscounted basis:

Particulars	As at March 31, 2020
Less than one year	23.42
One to five years	35.02
More than five years	0.88
Total	59.32

29.4. Amounts recognized in statement of profit or loss

Particulars	2019-20	2018-19
Interest on lease liabilities	7.32	-
Income from sub-leasing right of use assets	0.12	-
Expenses relating to short-term leases	4.05	-

29.5. Amounts recognized in cash flow statement

Particulars	2019-20	2018-19
Total cash outflows for leases	28.41	-

29.6. The average incremental borrowing rate applied to lease liabilities as at April 1, 2019 is 10.50%

29.7. Ind AS 116 resulted in an increase in cash inflows from operating activities and an increase in cash outflows from financing activities on account of lease payments.

[This space has been intentionally left blank]

NOTES TO THE STANDALONE FINANCIAL STATEMENTS FOR THE YEAR ENDED MARCH 31, 2020

(All amounts are in crores of Indian Rupees, unless otherwise stated)

Note 30. Employee benefit plans**A) Defined Contribution plans**

i) **Contribution to Provident Fund** : Contributions towards Employees Provident Fund made to the Regional / Employee Provident Fund are recognised as expenses in the year in which the services are rendered.

ii) **Contribution to Employee State Insurance** : Contributions to Employees State Insurance Scheme are recognised as expense in the year in which the services are rendered.

B) Defined benefit plan - Gratuity

The Company has a defined benefit gratuity plan. Every employee who has completed five years or more of service gets a gratuity on cessation of employment at 15 days salary (last drawn salary) for each completed year of service. The fund has the form of a trust and it is governed by the Board of Trustees. The Board of Trustees are responsible for the administration of the plan assets and for the definition of the investment strategy. Each year, the Board of Trustees reviews the level of funding in the gratuity plan. Such a review includes the asset-liability matching strategy and investment risk management policy. The Board of Trustees aim to keep annual contributions relatively stable at a level such that no plan deficits (based on valuation performed) will arise. The scheme is funded with an insurance company (LIC) in the form of a qualifying insurance policy. The following tables summarize the components of net benefit expense recognised in the statement of profit and loss and the funded status and amounts recognised in the balance sheet for the Gratuity plan.

Statement of Profit and Loss

Particulars	Year ended March 31, 2020	Year ended March 31, 2019
<i>Recognized in profit or loss:</i>		
Current service cost	2.27	2.08
Net Interest income on benefit obligation / assets	0.09	0.08
Net benefit expense	2.36	2.16

Recognized in other comprehensive income:

Remeasurement gains/(losses) in other comprehensive income arising from changes in demographic assumptions	(0.04)	0.06
Remeasurement gains/(losses) in other comprehensive income arising from changes in financial assumptions	1.47	0.04
Experience adjustments	(0.69)	0.68
Return on Plan Assets (Greater) / Less than Discount rate	(0.02)	0.05
Recognized in other comprehensive income	0.72	0.83

Particulars	As at March 31, 2020	As at March 31, 2019
Defined benefit obligation	18.83	15.91
Fair value of plan assets	15.53	13.43
Plan Liability / (Asset)	3.31	2.48

NOTES TO THE STANDALONE FINANCIAL STATEMENTS FOR THE YEAR ENDED MARCH 31, 2020

(All amounts are in crores of Indian Rupees, unless otherwise stated)

Changes in the present value of the defined benefit obligation are as follows:

Particulars	As at	As at
	March 31, 2020	March 31, 2019
Opening defined benefit obligation	15.91	13.16
Current service cost	2.27	2.08
Interest cost	0.97	0.95
Remeasurement gains/(losses) on obligation	0.74	0.78
Benefits paid	(1.05)	(1.06)
Closing defined benefit obligation	18.83	15.91

Changes in the fair value of plan assets are as follows:

Particulars	As at	As at
	March 31, 2020	March 31, 2019
Fair value of planned assets at the beginning of the year	13.43	12.07
Expected return on plan assets	0.88	0.93
Contributions	2.25	1.59
Benefits paid	(1.05)	(1.13)
Remeasurement gains/(losses) on plan assets	0.02	(0.03)
Fair value of plan assets at the end of the year	15.53	13.43

The principal actuarial assumptions used in determining gratuity obligation for the company's plans are shown below:

Particulars	As at	As at
	March 31, 2020	March 31, 2019
Discount rate	6.29%	7.52%
Expected rate of return on assets	6.29%	7.52%
Employee turnover	13.00%	9.32%
Mortality rates	Indian Assured Lives Mortality (2006-08)	Indian Assured Lives Mortality (2006-08)

The overall expected rate of return on assets is determined based on market prices prevailing on that date, applicable to the period over which the obligation is to be settled. The estimates of future salary increases, considered in actuarial valuation, take account of inflation, seniority, promotion and other relevant factors, such as supply and demand in the employment market. Based on the experience of the previous years, the Company expects to contribute about Rs.2.33 crores to the gratuity fund in the next year. However, the actual contribution by the Company will be based on the actuarial valuation report received from the insurance company.

The major categories of plan assets of the fair value of the total plan assets are as follows:

Investments details:	Gratuity plan	
	March 31, 2020	March 31, 2019
Funds with LIC	15.53	13.43
Total	15.53	13.43

The Company contributes all ascertained liabilities towards gratuity to the Sun TV Network Ltd Employees Group Gratuity Trust and the Trustees also administer the contributions so made to the trust. As of March 31, 2020 and March 31, 2019 the plan assets have been primarily invested in insurer managed funds.

NOTES TO THE STANDALONE FINANCIAL STATEMENTS FOR THE YEAR ENDED MARCH 31, 2020*(All amounts are in crores of Indian Rupees, unless otherwise stated)*

A quantitative sensitivity analysis for significant assumption as at March 31, 2020 is as shown below:

Gratuity plan:

Assumptions Sensitivity Level	March 31, 2020			
	Discount rate		Future salary increases	
	1% increase	1% decrease	1% increase	1% decrease
Impact on defined benefit obligation	(1.20)	1.35	1.15	(1.07)

A quantitative sensitivity analysis for significant assumption as at March 31, 2019 is as shown below:

Assumptions Sensitivity Level	March 31, 2019			
	Discount rate		Future salary increases	
	1% increase	1% decrease	1% increase	1% decrease
Impact on defined benefit obligation	(1.14)	1.29	1.14	(1.04)

The sensitivity analysis above have been determined based on a method that extrapolates the impact on defined benefit obligation as a result of reasonable changes in key assumptions occurring at the end of the reporting period.

Maturity profile of defined benefit obligation:

	March 31, 2020	March 31, 2019
Expected contribution to the plan for the next annual reporting period	2.33	2.16
1 to 5 Years	8.02	6.06
6 to 10 Years	4.83	3.80
Total expected payments	15.18	12.02

The average duration of the defined benefit plan obligation at the end of the reporting period is 8.53 years (March 31, 2019: 7.98 years).

Note 31. Contingencies**A) Contingent Liabilities**

- a. Matters wherein management has concluded that the Company's liability is probable has been provided for. Refer Note 38.
- b. Contingent liability is disclosed in case of:
 - i) a present obligation arising from past events, when it is not probable that an outflow of resources will be required to settle the obligation; and
 - ii) a present obligation arising from past events, when no reliable estimate is possible.

Contingent assets are disclosed where an inflow of economic benefits is probable. Provision, contingent liabilities, and contingent assets are reviewed at each Balance Sheet date.

- c. Matters wherein management is confident of succeeding in these litigations and have concluded the liability to the Company to be remote. This is based on the relevant facts of judicial precedents and as advised by legal counsel which involves various legal proceedings and claims, in different stages of process, in relation to civil and criminal matters.

NOTES TO THE STANDALONE FINANCIAL STATEMENTS FOR THE YEAR ENDED MARCH 31, 2020

(All amounts are in crores of Indian Rupees, unless otherwise stated)

Disputed taxes not provided for in respect of:	March 31, 2020	March 31, 2019
a) Claims related to Income Tax*	961.38	736.32
b) Claims related to Custom duty**@	63.63	63.63
c) Claims related to Service Tax***	24.56	25.46
Total	1,049.57	825.41

* The Company received demands of income tax disallowing the manner of allowance claimed by the Company for certain expenses. The Company's appeal in respect of various years has been allowed by both the first and the second appellate authorities in the previous years. Accordingly, management believes that based on the favourable judgment as well as relying on judicial pronouncements and other arguments, its position is likely to be accepted by the concerned authorities.

** The Company has received demand for differential customs duty aggregating to Rs. 0.50 crores on account of incorrect classification of certain assets imported during FY 2007-08. The Company has filed an appeal against the said demand, and based on its submissions at such appellate proceedings, management believes that the Company's claim is likely to be accepted by the authorities.

@ Further to enquiries by the customs authorities on customs duty exemptions availed by the Company in the previous year, the Company has received a formal show cause / demand notice containing a provisional demand of Rs. 63.13 crores. Then the Company has filed its responses to this notice and has also deposited a sum of Rs. 60.18 crores under protest pending final resolution of the matter. The Management has been advised by senior counsels that appropriate legal remedies are available to the Company in this matter and accordingly the company confident of recovering the duty paid.

***The Company received show cause cum demand notice from the Service tax department seeking service tax on certain services and disallowances of input credit availed on certain services. The Company has filed appeals for all such show cause notices / orders received with various authorities. The Company based on the judicial pronouncements and other submissions believes its position is likely to be accepted by the authorities.

B) Commitments for capital contracts

Particulars	March 31, 2020	March 31, 2019
a) Estimated amount of contracts remaining to be executed on capital expenditure and not provided for		
Outstanding commitments on capital contracts	0.08	0.31
Commitments for acquisition of film and program broadcasting rights, Production and distribution related rights	360.30	231.29

[This space has been intentionally left blank]

NOTES TO THE STANDALONE FINANCIAL STATEMENTS FOR THE YEAR ENDED MARCH 31, 2020*(All amounts are in crores of Indian Rupees, unless otherwise stated)***Note 32 Related party transactions****Names of related parties****Individual owning an interest in voting power of the Company that gives them control**

Mr. Kalanithi Maran

Enterprises in which Key Management personnel or their relatives have significant influence

Kal Comm Private Limited	Kal Publications Private Limited
Kal Cables Private Limited	Sun Foundation
Sun Direct TV Private Limited	Murasoli Maran Family Trust
Udaya FM Private Limited	Kal Media Services Private Limited
Sun Distribution Services Private Limited	Kal Airways Private Limited
Sun Business Solutions Private Limited	Networks Cable Solutions Private Limited
Gemini TV Distribution Services Private Limited	

Subsidiary Company

Kal Radio Limited

Joint Venture / Associates of the Joint Venture

South Asia FM Limited	Digital Radio (Mumbai) Broadcasting Limited
Asia Radio Broadcast Private Limited	Pioneer Radio Training Services Private Limited
Digital Radio (Kolkata) Broadcasting Limited	Digital Radio (Delhi) Broadcasting Limited
Optimum Media Services Private Limited	South Asia Multimedia Private Limited
Deccan Digital Networks (Hyderabad) Private Limited	AV Digital Networks (Hyderabad) Private Limited
Metro Digital Networks (Hyderabad) Private Limited	

Key Management personnel

Mr. Kalanithi Maran – Executive Chairman
 Mr. R Mahesh Kumar - Managing Director (With effect from April 1,2019)
 Mr. K Vijaykumar – Executive Director (With effect from April 1,2019)
 Mrs. Kavery Kalanithi – Executive Director
 Ms. Kaviya Kalanithi Maran - Executive Director (With effect from April 1,2019)
 Mr.V C Unnikrishnan - Chief Financial Officer
 Mr. R. Ravi - Company Secretary

Directors

Mr. S. Selvam - Non Executive Director
 Mr. J. Ravindran - Independent Director
 Mr. M.K. Harinarayanan - Independent Director
 Mr. Nicholas Martin Paul - Independent Director
 Mr. R.Ravivenkatesh - Independent Director
 Mr. Sridhar Venkatesh - Independent Director
 Mr. Desmond Hemanth Theodore - Independent Director
 Mrs. Mathipoorana Ramakrishnan - Independent Director

Relatives of Key Management personnel

Mrs. Mallika Maran

Terms & Conditions of Transactions with Related Party

The sales to and purchases from related parties are made on terms equivalent to those that prevail in arm's length transactions. Outstanding balances at the year-end are unsecured and interest free and settlement occurs in cash. For the year ended March 31, 2020, the company has not recorded any impairment of receivables relating to amounts owed by related parties (March 31, 2019: INR Nil).

NOTES TO THE STANDALONE FINANCIAL STATEMENTS FOR THE YEAR ENDED MARCH 31, 2020

(All amounts are in crores of Indian Rupees, unless otherwise stated)

Transactions and balances with related parties

Particulars	Enterprises in which Key Management personnel or their relatives have significant influence		Subsidiary / Joint Ventures / Associates		Key managerial personnel / Relatives of Key managerial personnel / Directors	
	31.03.2020	31.03.2019	31.03.2020	31.03.2019	31.03.2020	31.03.2019
Income:						
Subscription Income:						
Sun Distribution Services Private Limited	99.06	155.55	-	-	-	-
Sun Direct TV Private Limited	363.78	278.39	-	-	-	-
Kal Media Services Private Limited	318.02	135.55	-	-	-	-
Gemini TV Distribution Services Private Limited	140.85	59.73	-	-	-	-
Advertising Income						
Kal Publications Private Limited	0.02	0.30	-	-	-	-
Income from IPL						
Digital Radio (Delhi) Broadcasting Limited	-	-	1.97	3.55	-	-
Digital Radio (Mumbai) Broadcasting Limited	-	-	1.57	2.43	-	-
Digital Radio (Kolkata) Broadcasting Limited	-	-	0.79	2.21	-	-
Income from Movie Distribution						
Sun Business Solutions Private Limited	46.18	51.06	-	-	-	-
Finance Income						
Sun Direct TV Private Limited	8.59	9.98	-	-	-	-
Rental and Business Support Income						
Kal Radio Limited	-	-	0.84	0.77	-	-
South Asia FM Limited	-	-	0.32	0.30	-	-
Sun Direct TV Private Limited	2.05	1.89	-	-	-	-
Kal Publications Private Limited	1.29	1.36	-	-	-	-
Others	0.93	0.91	-	-	-	-
Movie Content Income						
Sun Direct TV Private Limited	-	4.43	-	-	-	-
Program production expenses						
Kal Publications Private Limited	4.38	4.38	-	-	-	-
Kal Radio Limited	0.23	-	-	-	-	-
Pay channel service charges						
Sun Distribution Services Private Limited	50.69	51.34	-	-	-	-
Kal Media Service Private Limited	37.39	-	-	-	-	-
Gemini TV Distribution Services Private Limited	11.01	-	-	-	-	-
Legal and Professional Fees						
Mrs. Mallika Maran	-	-	-	-	0.02	0.02
Rent Expense						
Kal Publications Private Limited	3.05	2.90	-	-	-	-
Expenditure on Corporate Social Responsibility						
Sun Foundation	10.65	16.66	-	-	-	-
Selling Expenses						
Kal Publications Private Limited	0.19	0.07	-	-	-	-
Sun Business Solutions Private Limited	0.47	0.51	-	-	-	-
Digital Radio (Kolkata) Broadcasting Limited	-	-	0.05	-	-	-
South Asia FM Limited	-	-	0.03	-	-	-
Sun Direct TV Private Limited	-	1.41	-	-	-	-
Remuneration paid (including ex-gratia/bonus)						
Salary - Mr. Kalanithi Maran	-	-	-	-	13.87	13.87
Salary - Mrs. Kavery Kalanithi	-	-	-	-	13.87	13.87
Salary - Mr R Mahesh Kumar	-	-	-	-	1.16	1.14
Salary - Mr. K Vijaykumar	-	-	-	-	0.96	0.96
Salary - Ms Kaviya Kalanithi Maran	-	-	-	-	0.80	0.28
Salary - Mr. V C Unnikrishnan	-	-	-	-	1.07	1.02
Salary - Mr. R Ravi	-	-	-	-	0.26	0.26
Ex-gratia / Bonus- Mr. Kalanithi Maran	-	-	-	-	73.63	73.63
Ex-gratia / Bonus- Mrs. Kavery Kalanithi	-	-	-	-	73.63	73.63
Ex-gratia / Bonus- Mr. R Mahesh Kumar	-	-	-	-	0.62	0.92
Ex-gratia / Bonus- Mr. K.Vijaykumar	-	-	-	-	0.31	0.33
Ex-gratia / Bonus- Ms Kaviya Kalanithi Maran	-	-	-	-	0.42	-

NOTES TO THE STANDALONE FINANCIAL STATEMENTS FOR THE YEAR ENDED MARCH 31, 2020

(All amounts are in crores of Indian Rupees, unless otherwise stated)

Transactions and balances with related parties

Particulars	Enterprises in which Key Management personnel or their relatives have significant influence		Subsidiary / Joint Ventures / Associates		Key managerial personnel / Relatives of Key managerial personnel / Directors	
	31.03.2020	31.03.2019	31.03.2020	31.03.2019	31.03.2020	31.03.2019
Sitting Fees Paid to Directors						
Mr. S. Selvam	-	-	-	-	0.01	0.01
Mr. J. Ravindran	-	-	-	-	0.03	0.03
Mr. M.K. Harinarayanan	-	-	-	-	0.04	0.04
Mr. Nicholas Martin Paul	-	-	-	-	0.05	0.05
Mr. R.Ravivenkatesh	-	-	-	-	0.03	0.04
Mr. Sridhar Venkatesh	-	-	-	-	0.01	-
Mr. Desmond Hemanth Theodore	-	-	-	-	0.01	-
Mrs. Mathipoorana Ramakrishnan	-	-	-	-	0.01	-
Dividends Paid						
Mr. Kalanithi Maran	-	-	-	-	738.91	369.46
Reimbursement / (Recovery) of Cost of shared services (Net)						
Kal Publications Private Limited	0.23	0.26	-	-	-	-
Balances Outstanding:						
Accounts Receivable						
Sun Direct TV Private Limited	282.33	174.48	-	-	-	-
Sun Distribution Services Private Limited	51.43	43.74	-	-	-	-
Kal Media Services Private Limited	191.18	64.97	-	-	-	-
Gemini TV Distribution Services Private Limited	72.27	35.68	-	-	-	-
Sun Business Solutions Private Limited	0.51	3.97	-	-	-	-
Others	0.07	0.05	-	-	-	-
Other Receivables						
Kal Publications Private Limited	0.59	0.38	-	-	-	-
Sun Direct TV Private Limited	0.20	0.32	-	-	-	-
Kal Radio Limited	-	-	0.11	0.08	-	-
South Asia FM Limited	-	-	0.03	0.05	-	-
Others	0.11	0.08	-	-	-	-
Rental and other deposits						
Kal Publications Private Limited	0.06	0.06	-	-	-	-
Security Deposit received						
Kal Radio Limited	-	-	0.00	0.00	-	-
Kal Publications Private Limited	0.01	0.01	-	-	-	-
Accounts Payable / Other Current Liabilities						
Sun Distribution Services Private Limited	53.24	30.24	-	-	-	-
Gemini TV Distribution Services Private Limited	6.11	-	-	-	-	-
Kal Publications Private Limited	0.27	0.80	-	-	-	-
Kal Radio Limited	-	-	0.26	0.08	-	-
Sun Business Solutions Private Limited	0.01	-	-	-	-	-
Sun Direct TV Private Limited	48.56	1.63	-	-	-	-
Remuneration / Ex-gratia / Bonus Payable						
Mr. Kalanithi Maran	-	-	-	-	74.13	74.23
Mrs. Kavery Kalanithi	-	-	-	-	74.13	74.23
Mr. R. Mahesh Kumar	-	-	-	-	0.42	0.31
Mr. K Vijaykumar	-	-	-	-	0.25	0.29
Ms.Kaviya Kalanithi Maran	-	-	-	-	0.29	0.02
Mr. V C Unnikrishnan	-	-	-	-	0.18	0.19
Mr. R Ravi	-	-	-	-	0.05	0.04

Note: As the liabilities for gratuity and leave encashment are provided on actuarial basis for the Company as a whole, the amounts pertaining to the Directors are not included above.

NOTES TO THE STANDALONE FINANCIAL STATEMENTS FOR THE YEAR ENDED MARCH 31, 2020

(All amounts are in crores of Indian Rupees, unless otherwise stated)

Note 33. Segment information

Based on the internal reporting provided to the chief operating Decision Maker, Media and Entertainment is the only operating segment for the company.

Geographic information

Revenue from customers

	Year ended	
	March 31, 2020	March 31, 2019
India	3,192.84	3,446.32
Outside India	211.58	216.95
Total revenues per statement of profit or loss	3,404.42	3,663.27

There are no sales to external customers more than 10% of the total revenue.

Non-current operating assets

	As at	
	March 31, 2020	March 31, 2019
India	1,164.35	1,153.51
Rest of the world	-	-
Total	1,164.35	1,153.51

Non-current assets for this purpose consist of property, plant and equipment, investment properties, intangible assets, capital work in progress and other non current assets (other than financial instruments).

Note 34. Fair values

Set out below, is a comparison by class of the carrying amounts and fair value of the Company's financial instruments, other than those with carrying amounts that are reasonable approximations of fair values:

	Carrying value		Fair value	
	March 31, 2020	March 31, 2019	March 31, 2020	March 31, 2019
Financial assets (Non Current & Current)				
Other investments (Tax free bonds)	229.81	240.09	232.05	238.92
Investments in Non Convertible debentures	53.18	25.41	53.18	25.41
Investments in Bonds	25.59	-	25.59	-
Investment in Mutual funds and quoted equity shares	1,926.85	2,071.44	1,926.85	2,071.44
	2,235.43	2,336.94	2,237.67	2,335.77

The management assessed that the fair value of cash and cash equivalents, trade receivables, trade payables and other current and non current financial liabilities and financial assets approximate their carrying amounts largely due to the short-term maturities of these instruments.

The fair value of the financial assets and liabilities is included at the amount at which the instrument could be exchanged in a current transaction between willing parties, other than in a forced or liquidation sale. The method and assumptions used to estimate the fair values is the fair values of financial instruments traded in active markets are based on quoted market prices at the balance sheet date.

NOTES TO THE STANDALONE FINANCIAL STATEMENTS FOR THE YEAR ENDED MARCH 31, 2020*(All amounts are in crores of Indian Rupees, unless otherwise stated)***Note 35. Fair value hierarchy**

The following table provides the fair value measurement hierarchy of the Group's assets and liabilities:

Quantitative disclosures fair value measurement hierarchy for assets as at March 31, 2020:

Particulars	Date of Valuation	Fair Value Measurement using			
		Total	Quoted Price in active markets (Level 1)	Significant observable inputs (Level 2)	Significant unobservable inputs (Level 3)
Asset measured at fair value:					
FVTPL financial investments:					
Quoted Equity Shares	March 31, 2020	9.44	9.44	-	-
Investment in Non Convertible debentures	March 31, 2020	53.18	53.18	-	-
Investments in Bonds	March 31, 2020	25.59	25.59		
Unquoted Mutual Funds	March 31, 2020	1,917.41	1,917.41	-	-
Assets for which fair values are disclosed:					
Tax free bonds (unquoted) (Refer Note 35.1)	March 31, 2020	232.05	-	232.05	-
Investment Properties (Refer Note 35.2)	March 31, 2020	61.20	-	61.20	-

There have been no transfers between Level 1 and Level 2 during the period.

Quantitative disclosures fair value measurement hierarchy for assets as at March 31, 2019:

Particulars	Date of Valuation	Fair Value Measurement using			
		Total	Quoted Price in active markets (Level 1)	Significant observable inputs (Level 2)	Significant Unobservable inputs (Level 3)
Asset measured at fair value:					
FVTPL financial investments:					
Quoted Equity Shares	March 31, 2019	14.99	14.99	-	-
Investment in Non Convertible debentures	March 31, 2019	25.41	25.41		
Unquoted Mutual Funds	March 31, 2019	2,056.45	2,056.45	-	-
Assets for which fair values are disclosed:					
Tax free bonds (unquoted) (Refer Note 35.1)	March 31, 2019	238.92	-	238.92	-
Investment Properties (Refer Note 35.2)	March 31, 2019	70.39	-	70.39	-

There have been no transfers between Level 1 and Level 2 during the period.

Note 35.1 Description of valuation techniques used and key inputs to valuation on investment in tax free bonds:

The valuation for tax free bonds are based on valuations performed by an accredited independent valuer. The valuer is a specialist in valuing these types of Bonds. The valuation model used is in accordance with a method recommended by the International Valuation Standards.

The Company has disclosed fair value of the tax free bonds using IMaCS standard methodology which captures the market condition as on given day of valuation on T+1 basis.

The Company has no restrictions on the disposal of its tax free bonds.

Significant unobservable Inputs:

The Independent valuer has made detailed study based on standards methodology for scrip level valuation and have considered the available secondary market and primary market trades for valuation of bonds on reporting date. Outlier trades if any are identified and excluded. Widespread Polling is also considered with market participant to understand the movement in levels. In the case of liquid instruments, the valuation is arrived at based on the value bonds with similar maturity issued by similar issuers or securities are linked to a benchmark and a spread over benchmark is arrived at and the same is carried forward.

NOTES TO THE STANDALONE FINANCIAL STATEMENTS FOR THE YEAR ENDED MARCH 31, 2020

(All amounts are in crores of Indian Rupees, unless otherwise stated)

Note 35.2 Fair value disclosure on Investment properties:

The Company's investment properties consists of office premises let out on lease.

As at March 31, 2020 and March 31, 2019, the fair values of the properties are Rs. 61.20 crores and Rs. 70.39 crores respectively.

These valuations are based on valuations performed by an accredited independent valuer. The valuer is a specialist in valuing these types of investment properties. The valuation model used is in accordance with a method recommended by the International Valuation Standards.

The Company has no restrictions on the disposal of its investment properties and no contractual obligations to purchase, construct or develop investment properties or for repairs, maintenance and enhancements.

Reconciliation of fair value:

Particulars	Amount
Opening balance as at April 1, 2018	69.22
Fair value difference	1.17
Additions	-
Opening balance as at April 1, 2019	70.39
Fair value difference	(9.19)
Additions	-
Closing balance as at March 31, 2020	61.20

Description of valuation techniques used and key inputs to valuation on investment properties:

The Company has fair valued the office premises property let out on lease using Market approach method.

Significant unobservable Inputs

The independent valuer has made detailed study of prevailing market rate for the commercial buildings in the areas wherein the office premises property is being let out by the Company. This has been adjusted for amenities, depreciation and other leasehold improvements made by the Company to the respective properties.

Note 36. Financial risk management objectives and policies

The Company's principal financial liabilities, include trade and other payables. The Company has various financial assets such as trade receivables and cash and short-term deposits, which arise directly from its operations.

The Company is exposed to market risk, credit risk and liquidity risk. The Company's senior management oversees the management of these risks. The Company's senior management ensures that the Company's financial risk activities are governed by appropriate policies and procedures and that financial risks are identified, measured and managed in accordance with the Company's policies and risk objectives. The Board of Directors reviews and agrees policies for managing each of these risks, which are summarised below.

Market Risk

Market risk is the risk that the fair value of future cash flows of a financial instrument will fluctuate because of changes in market prices. Market risk comprises two types of risk: currency risk and other price risk, such as equity price risk. The value of financial instruments may change as a result of changes in the foreign currency exchange rates, equity price fluctuation, liquidity and other market changes. Future specific market movements cannot be normally predicted with reasonable accuracy. Financial instrument affected by market risk includes investment in equity instruments etc.

NOTES TO THE STANDALONE FINANCIAL STATEMENTS FOR THE YEAR ENDED MARCH 31, 2020*(All amounts are in crores of Indian Rupees, unless otherwise stated)***Foreign currency risk**

Foreign currency risk is the risk that the fair value of future cash flows of an exposure will fluctuate because of changes in foreign exchange rates. The Company's exposure to the risk of changes in foreign exchange rates relates primarily to the Company's operating activities. As per the Forex policy, the Company, takes forward contract for transactions where the foreign currency risk on account of movement in exchange rate expected to be high and which is material to the Company. The impact of foreign exchange rate fluctuations is evaluated by assessing its exposure to exchange rates risks. Exposure to foreign exchange fluctuation risks is with monetary receivables / payables denominated in USD, AUD, CAD and GBP.

Particulars	Foreign Currency	March 31, 2020		March 31, 2019	
		Amount in Foreign Currency	Amount in Indian Rupees	Amount in Foreign Currency	Amount in Indian Rupees
Trade Receivables	USD	1.58	119.02	1.19	82.08
Trade Receivables	CAD	0.00	0.02	0.00	0.03
Trade Receivables	AUD	-	-	0.01	0.56
Trade Receivables	GBP	-	-	0.02	1.81
EEFC Bank balance	CAD	0.00	0.03	0.00	0.04
EEFC Bank balance	USD	0.16	12.40	0.38	26.62

Foreign currency sensitivity

The following tables demonstrate the sensitivity to a reasonably possible change in foreign exchange rates, with all other variables held constant. The impact on the Company's profit before tax is due to changes in the fair value of monetary assets and liabilities. The sensitivity analysis in the following sections relate to the position as at March 31, 2020 and March 31, 2019 and as forecasted for volatile currencies.

Particulars	Change in forex rate (%)	Effect on profit before tax	Effect on pre-tax equity
USD			
March 31, 2020	5% Increase	6.57	4.92
	5% Decrease	(6.57)	(4.92)
March 31, 2019	5% Increase	5.44	3.54
	5% Decrease	(5.44)	(3.54)

Credit risk

Credit risk refers to the risk of default on its obligation by the counterparty resulting in a financial loss. The maximum exposure to the credit risk is equal to the carrying amount of financial assets as of March 31, 2020 and March 31, 2019 respectively.

NOTES TO THE STANDALONE FINANCIAL STATEMENTS FOR THE YEAR ENDED MARCH 31, 2020

(All amounts are in crores of Indian Rupees, unless otherwise stated)

Liquidity risk

The Company's prime source of liquidity is cash and cash equivalents and the cash flow generated from operations. The Company has no outstanding bank borrowings. The Company believes that the working capital is sufficient to meet its current requirements. Accordingly, no liquidity risk is perceived.

As of March 31, 2020, the Company had a working capital of Rs.3460.24 crores (March 31, 2019 - Rs.3,327.46 crores) including cash and cash equivalents of Rs.402.48 crores (March 31, 2019 - Rs.374.70 crores) and current investment of Rs.1957.95 crores (March 31, 2019 - Rs. 2,079.51 crores).

As of March 31, 2020 and March 31, 2019 there are no material liability which is outstanding. Accordingly, no liquidity risk is perceived.

The table below summarises the maturity profile of the Company's financial liabilities based on contractual undiscounted payments.

Particulars	Less than one Year	1 to 2 years	More than 2 Years	Total
Year ended				
March 31, 2020				
Other financial liabilities	212.61	-	6.83	219.44
Trade and other payables	277.14	-	-	277.14
	489.75	-	6.83	496.58
Year ended				
March 31, 2019				
Other financial liabilities	181.56	-	6.77	188.33
Trade and other payables	198.58	-	-	198.58
	380.14	-	6.77	386.91

Note 37. Capital management

For the purpose of the Company's capital management, capital includes issued equity capital, share premium and all other equity reserves attributable to the equity holders of the parent. The primary objective of the Company's capital management is to maximise the shareholder value.

The Company manages its capital structure and makes adjustments in light of changes in economic conditions and the requirements of the financial covenants. The Company's policy for capital management aims to enhance capital efficiency by the long-term improvement of its value through business growth, while maintaining a sound financial structure. Indicators for monitoring the capital management include total equity attributable to owners of the parent and ROE (ratio of net profit to total equity attributable to owners of the parent). The Company's policy is to keep the ROE between 30% to 40%. The Company has achieved the same over past 2 years.

Return On Equity

	March 31, 2020	March 31, 2019
Profit Before Taxes	1,797.88	2,135.94
Less: Finance Income	(44.02)	(59.35)
Add: Finance Cost	7.78	1.65
Earning Before Net Interest and Tax	1,761.64	2,078.24
Equity Share Capital	197.04	197.04
Other Equity	5,427.05	5,243.48
Capital Employed	5,624.09	5,440.52
ROCE	31.32	38.20

No changes were made in the objectives, policies or processes for managing capital during the years ended March 31, 2020 and March 31, 2019.

NOTES TO THE STANDALONE FINANCIAL STATEMENTS FOR THE YEAR ENDED MARCH 31, 2020*(All amounts are in crores of Indian Rupees, unless otherwise stated)*

Note 38. As required by Accounting Standard (Ind - AS-37) "Provisions, Contingent Liabilities and Contingent Assets" the details of Provisions are set out as under

Nature of Provision	Opening Balance	Provision for the year	Provision written back /adjusted	Closing Balance
Claims related to Service tax	10.12	1.33	-	11.45
	10.12	1.33	-	11.45

Note 39. Impact of COVID-19 on its financial statements

The Company has assessed the impact of COVID-19 on its financial statements based on the internal and external information, to the extent known and available up to the date of approval of these financial statements and based on current estimates, the Company expects no further adjustments to the carrying amounts as at March 31, 2020 of the investments, intangible assets, receivables and other financial assets. This assessment and the outcome of the pandemic as regards the aforesaid matters is highly dependent on the circumstances / developments as they evolve in the subsequent periods.

Note 40. Approval of financial statements

The financial statements were reviewed and recommended by the Audit Committee and has been approved by the Board of Directors at their meeting held on August 14, 2020.

For and on behalf of the Board of Directors

Kalanithi Maran
Chairman

R. Mahesh Kumar
Managing Director

R. Ravi
Company Secretary

V C Unnikrishnan
Chief Financial Officer

Place : Chennai
Date : August 14, 2020

[This space has been intentionally left blank]

INDEPENDENT AUDITOR'S REPORT ON CONSOLIDATED FINANCIAL STATEMENTS

To The Members of Sun TV Network Limited Report on the Audit of the Consolidated Financial Statements

Opinion

We have audited the accompanying consolidated financial statements of Sun TV Network Limited ("the Holding Company") and its subsidiary, Kal Radio Limited (Holding Company and its subsidiary together referred to as "the Group") which includes the Group's share of loss in South Asia FM Limited (its joint venture), which comprise the Consolidated Balance Sheet as at March 31, 2020, and the Consolidated Statement of Profit and Loss (including Other Comprehensive Income), the Consolidated Cash Flow Statement and the Consolidated Statement of Changes in Equity for the year then ended, and a summary of significant accounting policies and other explanatory information.

In our opinion and to the best of our information and according to the explanations given to us, the aforesaid consolidated financial statements give the information required by the Companies Act, 2013 ("the Act") in the manner so required and give a true and fair view in conformity with the Indian Accounting Standards prescribed under section 133 of the Act read with the Companies (Indian Accounting Standards) Rules, 2015, as amended ('Ind AS'), and other accounting principles generally accepted in India, of the consolidated state of affairs of the Group as at 31 March 2020, and their consolidated profit, their consolidated total comprehensive income, their consolidated cash flows and their consolidated changes in equity for the year ended on that date.

Basis for Opinion

We conducted our audit of the consolidated financial statements in accordance with the Standards on Auditing specified under section 143 (10) of the Act (SAs). Our responsibilities under those Standards are further described in the Auditor's Responsibility for the Audit of the Consolidated Financial Statements section of our report. We are independent of the Group and its joint venture, in accordance with the Code of Ethics issued by the Institute of Chartered Accountants of India (ICAI) together with the ethical requirements that are relevant to our audit of the consolidated financial statements under the provisions of the Act and the Rules made thereunder, and we have fulfilled our other ethical responsibilities in accordance with these requirements and the ICAI's Code of Ethics. We believe that the audit evidence obtained by us and the audit evidence obtained by the other auditors in terms of their reports referred to in the Other Matters section below, is sufficient and appropriate to provide a basis for our audit opinion on the consolidated financial statements.

Key Audit Matters

Key audit matters are those matters that, in our professional judgment, were of most significance in our audit of the consolidated financial statements of the current period. These matters were addressed in the context of our audit of the consolidated financial statements as a whole, and in forming our opinion thereon, and we do not provide a separate opinion on these matters. We have determined the matters described below to be the key audit matters to be communicated in our report.

Key Audit Matter is respect of the holding company	
Allowances for credit losses:	Principal audit procedures performed:
<ul style="list-style-type: none"> • The Company recognizes allowance for credit losses based on historical loss experiences, using the simplified approach. • Measurement of loss allowances involves performance of ageing analysis, profiling of receivables, assessment of credit risk, expected cash flows including timing of such cash flows, consideration of reasonable and necessary information to assess the ability and intention to pay. 	<p>We have performed the following procedures:</p> <ul style="list-style-type: none"> • We evaluated the design and tested the effectiveness of controls over the (1) input data used by the management such as the customers' credit risk and past trend of collections (2) completeness and accuracy of information used in the estimation process and (3) computation of the allowance for credit losses. • On a sample basis, we tested a sample of invoices to verify the accuracy of the ageing data and profiling considered.

INDEPENDENT AUDITOR'S REPORT ON CONSOLIDATED FINANCIAL STATEMENTS

<ul style="list-style-type: none"> • A significant degree of judgement is required in determining the amount of loss allowance. • Refer accounting policy in Note 2(t) and provision for loss allowance in Note no. 26 	<ul style="list-style-type: none"> • We evaluated the management's process in estimating the credit risk and tested the assumptions using retrospective testing of the estimates with past trends of collection, realization of receivables subsequent to the balance sheet date, commitment plan received from the customers and confirmation of balances obtained. • We also tested the mathematical accuracy and computation of the allowances.
--	--

Information Other than the Financial Statements and Auditor's Report Thereon

- The Holding Company's Board of Directors is responsible for the other information. The other information comprises the information included in the Annual report, but does not include the consolidated financial statements, standalone financial statements and our auditor's report thereon.
- Our opinion on the consolidated financial statements does not cover the other information and we do not express any form of assurance conclusion thereon.
- In connection with our audit of the consolidated financial statements, our responsibility is to read the other information, compare with the financial statements of the subsidiary and joint venture audited by the other auditors, to the extent it relates to these entities and, in doing so, place reliance on the work of the other auditors and consider whether the other information is materially inconsistent with the consolidated financial statements or our knowledge obtained during the course of our audit or otherwise appears to be materially misstated. Other information so far as it relates to the subsidiary and joint venture is traced from their financial statements audited by the other auditors.
- If based on the work we have performed, we conclude that there is a material misstatement of this other information, we are required to report that fact. We have nothing to report in this regard.

Management's Responsibility for the Consolidated Financial Statements

The Holding Company's Board of Directors is responsible for the matters stated in section 134(5) of the Act with respect to the preparation of these consolidated financial statements that give a true and fair view of the consolidated financial position, consolidated financial performance including other comprehensive income, consolidated cash flows and consolidated changes in equity of the Group including its joint venture in accordance with the Ind AS and other accounting principles generally accepted in India. The respective Board of Directors of the companies included in the Group and of its joint venture are responsible for maintenance of adequate accounting records in accordance with the provisions of the Act for safeguarding the assets of the Group and its joint venture and for preventing and detecting frauds and other irregularities; selection and application of appropriate accounting policies; making judgments and estimates that are reasonable and prudent; and design, implementation and maintenance of adequate internal financial controls, that were operating effectively for ensuring the accuracy and completeness of the accounting records, relevant to the preparation and presentation of the financial statements that give a true and fair view and are free from material misstatement, whether due to fraud or error, which have been used for the purpose of preparation of the consolidated financial statements by the Directors of the Holding Company, as aforesaid.

In preparing the consolidated financial statements, the respective Board of Directors of the companies included in the Group and of its joint venture are responsible for assessing the ability of the respective entities to continue as a going concern, disclosing, as applicable, matters related to going concern and using the going concern basis of accounting unless the respective Board of Directors either intends to liquidate their respective entities or to cease operations, or has no realistic alternative but to do so.

The respective Board of Directors of the companies included in the Group and of its joint venture are also responsible for overseeing the financial reporting process of the Group and of its joint venture.

INDEPENDENT AUDITOR'S REPORT ON CONSOLIDATED FINANCIAL STATEMENTS

Auditor's Responsibility for the Audit of the Consolidated Financial Statements

Our objectives are to obtain reasonable assurance about whether the consolidated financial statements as a whole are free from material misstatement, whether due to fraud or error and to issue an auditor's report that includes our opinion. Reasonable assurance is a high level of assurance but is not a guarantee that an audit conducted in accordance with SAs will always detect a material misstatement when it exists. Misstatements can arise from fraud or error and are considered material if, individually or in the aggregate, they could reasonably be expected to influence the economic decisions of users taken on the basis of these consolidated financial statements.

As part of an audit in accordance with SAs, we exercise professional judgment and maintain professional skepticism throughout the audit. We also:

- Identify and assess the risks of material misstatement of the consolidated financial statements, whether due to fraud or error, design and perform audit procedures responsive to those risks, and obtain audit evidence that is sufficient and appropriate to provide a basis for our opinion. The risk of not detecting a material misstatement resulting from fraud is higher than for one resulting from error, as fraud may involve collusion, forgery, intentional omissions, misrepresentations, or the override of internal control.
- Obtain an understanding of internal financial control relevant to the audit in order to design audit procedures that are appropriate in the circumstances. Under section 143(3)(i) of the Act, we are also responsible for expressing our opinion on whether the Holding Company has adequate internal financial controls system in place and the operating effectiveness of such controls.
- Evaluate the appropriateness of accounting policies used and the reasonableness of accounting estimates and related disclosures made by the management.
- Conclude on the appropriateness of management's use of the going concern basis of accounting and, based on the audit evidence obtained, whether a material uncertainty exists related to events or conditions that may cast significant doubt on the ability of the Group and its joint venture to continue as a going concern. If we conclude that a material uncertainty exists, we are required to draw attention in our auditor's report to the related disclosures in the consolidated financial statements or, if such disclosures are inadequate, to modify our opinion. Our conclusions are based on the audit evidence obtained up to the date of our auditor's report. However, future events or conditions may cause the Group and its joint venture to cease to continue as a going concern.
- Evaluate the overall presentation, structure and content of the consolidated financial statements, including the disclosures, and whether the consolidated financial statements represent the underlying transactions and events in a manner that achieves fair presentation.
- Obtain sufficient appropriate audit evidence regarding the financial information of the branches, entities or business activities within the Group and its joint venture to express an opinion on the consolidated financial statements. We are responsible for the direction, supervision and performance of the audit of the financial statements of such entities included in the consolidated financial statements of which we are the independent auditors. For the other entities included in the consolidated financial statements, which have been audited by the other auditors, such other auditors remain responsible for the direction, supervision and performance of the audits carried out by them. We remain solely responsible for our audit opinion.

Materiality is the magnitude of misstatements in the consolidated financial statements that, individually or in aggregate, makes it probable that the economic decisions of a reasonably knowledgeable user of the consolidated financial statements may be influenced. We consider quantitative materiality and qualitative factors in (i) planning the scope of our audit work and in evaluating the results of our work; and (ii) to evaluate the effect of any identified misstatements in the consolidated financial statements.

INDEPENDENT AUDITOR'S REPORT ON CONSOLIDATED FINANCIAL STATEMENTS

We communicate with those charged with governance of the Holding Company and such other entities included in the consolidated financial statements of which we are the independent auditors regarding, among other matters, the planned scope and timing of the audit and significant audit findings, including any significant deficiencies in internal control that we identify during our audit.

We also provide those charged with governance with a statement that we have complied with relevant ethical requirements regarding independence, and to communicate with them all relationships and other matters that may reasonably be thought to bear on our independence, and where applicable, related safeguards.

Other Matters

We did not audit the financial statements of the subsidiary, whose financial statements reflect total assets of Rs. 458.94 Crores as at March 31, 2020, total revenues of Rs. 128.21 Crores and net cash outflows amounting to Rs. 0.88 Crores for the year ended on that date, as considered in the consolidated financial statements. The consolidated financial statements also include the Group's share of net loss (total comprehensive loss) of Rs. 4.03 Crores for the year ended March 31, 2020, as considered in the consolidated financial statements, in respect of its joint venture, whose financial statements have not been audited by us. These financial statements have been audited by other auditors whose reports have been furnished to us by the Management and our opinion on the consolidated financial statements, in so far as it relates to the amounts and disclosures included in respect of the subsidiary and joint venture and our report in terms of subsection (3) of Section 143 of the Act, in so far as it relates to the aforesaid subsidiary and joint venture is based solely on the reports of the other auditors.

Our opinion on the consolidated financial statements above and our report on Other Legal and Regulatory Requirements below, is not modified in respect of the above matters with respect to our reliance on the work done and the reports of the other auditors.

Report on Other Legal and Regulatory Requirements

As required by Section 143(3) of the Act, based on our audit and on the consideration of the reports of the other auditors on the separate financial statements of the subsidiary and joint venture referred to in the Other Matters section above we report, to the extent applicable that:

- a) We have sought and obtained all the information and explanations which to the best of our knowledge and belief were necessary for the purposes of our audit of the aforesaid consolidated financial statements.
- b) In our opinion, proper books of account as required by law relating to preparation of the aforesaid consolidated financial statements have been kept so far as it appears from our examination of those books, returns and the reports of the other auditors.
- c) The Consolidated Balance Sheet, the Consolidated Statement of Profit and Loss including Other Comprehensive Income, the Consolidated Cash Flow Statement and the Consolidated Statement of Changes in Equity dealt with by this Report are in agreement with the relevant books of account maintained for the purpose of preparation of the consolidated financial statements.
- d) In our opinion, the aforesaid consolidated financial statements comply with the IndAS specified under Section 133 of the Act.
- e) On the basis of the written representations received from the directors of the Holding Company as on 31st March, 2020 taken on record by the Board of Directors of the Company and the reports of the statutory auditors of its subsidiary company and joint venture company incorporated in India, none of the directors of the Group companies and its joint venture company incorporated in India is disqualified as on 31st March, 2020 from being appointed as a director in terms of Section 164 (2) of the Act.
- f) With respect to the adequacy of the internal financial controls over financial reporting and the operating effectiveness of such controls, refer to our separate Report in "Annexure A" which is based on the auditors' reports of the Holding company, subsidiary company and joint venture company incorporated in India. Our report expresses an unmodified opinion on the adequacy and operating effectiveness of internal financial controls over financial reporting of those companies.

INDEPENDENT AUDITOR'S REPORT ON CONSOLIDATED FINANCIAL STATEMENTS

- g) With respect to the other matters to be included in the Auditor's Report in accordance with the requirements of section 197(16) of the Act, as amended, in our opinion and to the best of our information and according to the explanations given to us, the remuneration paid by the Holding Company to its directors during the year is in accordance with the provisions of section 197 of the Act.
- h) With respect to the other matters to be included in the Auditor's Report in accordance with Rule 11 of the Companies (Audit and Auditors) Rules, 2014, as amended in our opinion and to the best of our information and according to the explanations given to us:
- i) The consolidated financial statements disclose the impact of pending litigations on the consolidated financial position of the Group and its joint venture.
 - ii) The Group and its joint venture did not have any material foreseeable losses on long-term contracts including derivative contracts.
 - iii) There has been no delay in transferring amounts, required to be transferred, to the Investor Education and Protection Fund by the Holding Company, its subsidiary company and joint venture company incorporated in India.

For Deloitte Haskins & Sells LLP
Chartered Accountants
(Firm Registration No. 117366W/W-100018)

Place : Chennai
Date : August 14, 2020

Ananthi Amarnath
Partner
(Membership No. 209252)
UDIN: 20209252AAAAHZ7188

ANNEXURE "A" TO THE INDEPENDENT AUDITOR'S REPORT

(Referred to in paragraph (g) under 'Report on Other Legal and Regulatory Requirements' section of our report of even date)

Report on the Internal Financial Controls Over Financial Reporting under Clause (i) of Sub-section 3 of Section 143 of the Companies Act, 2013 ("the Act")

In conjunction with our audit of the consolidated Ind AS financial statements of the Company as of and for the year ended March 31, 2020, we have audited the internal financial controls over financial reporting of Sun TV Network Limited ("the Holding Company") and its subsidiary company, which includes internal financial controls over financial reporting of its joint ventures, which are companies incorporated in India, as of that date.

Management's Responsibility for Internal Financial Controls

The respective Board of Directors of the Holding company, its subsidiary company, and joint ventures, which are companies incorporated in India, are responsible for establishing and maintaining internal financial controls based on the internal control over financial reporting criteria established by the respective Companies considering the essential components of internal control stated in the Guidance Note on Audit of Internal Financial Controls Over Financial Reporting issued by the Institute of Chartered Accountants of India (ICAI). These responsibilities include the design, implementation and maintenance of adequate internal financial controls that were operating effectively for ensuring the orderly and efficient conduct of its business, including adherence to the respective company's policies, the safeguarding of its assets, the prevention and detection of frauds and errors, the accuracy and completeness of the accounting records, and the timely preparation of reliable financial information, as required under the Companies Act, 2013.

Auditor's Responsibility

Our responsibility is to express an opinion on the internal financial controls over financial reporting of the Holding Company, its subsidiary company and its joint venture, which are companies incorporated in India, based on our audit. We conducted our audit in accordance with the Guidance Note on Audit of Internal Financial Controls Over Financial Reporting (the "Guidance Note") issued by the Institute of Chartered Accountants of India and the Standards on Auditing, prescribed under Section 143(10) of the Companies Act, 2013, to the extent applicable to an audit of internal financial controls. Those Standards and the Guidance Note require that we comply with ethical requirements and plan and perform the audit to obtain reasonable assurance about whether adequate internal financial controls over financial reporting was established and maintained and if such controls operated effectively in all material respects.

Our audit involves performing procedures to obtain audit evidence about the adequacy of the internal financial controls system over financial reporting and their operating effectiveness. Our audit of internal financial controls over financial reporting included obtaining an understanding of internal financial controls over financial reporting, assessing the risk that a material weakness exists, and testing and evaluating the design and operating effectiveness of internal control based on the assessed risk. The procedures selected depend on the auditor's judgement, including the assessment of the risks of material misstatement of the financial statements, whether due to fraud or error.

We believe that the audit evidence we have obtained and the audit evidence obtained by the other auditors of the subsidiary company and joint venture, which are companies incorporated in India, in terms of their reports referred to in the Other Matters paragraph below, is sufficient and appropriate to provide a basis for our audit opinion on the internal financial controls system over financial reporting of the Holding Company, its subsidiary company and its joint venture, which are companies incorporated in India.

ANNEXURE "A" TO THE INDEPENDENT AUDITOR'S REPORT

Meaning of Internal Financial Controls Over Financial Reporting

A company's internal financial control over financial reporting is a process designed to provide reasonable assurance regarding the reliability of financial reporting and the preparation of financial statements for external purposes in accordance with generally accepted accounting principles. A company's internal financial control over financial reporting includes those policies and procedures that (1) pertain to the maintenance of records that, in reasonable detail, accurately and fairly reflect the transactions and dispositions of the assets of the company; (2) provide reasonable assurance that transactions are recorded as necessary to permit preparation of financial statements in accordance with generally accepted accounting principles, and that receipts and expenditures of the company are being made only in accordance with authorisations of management and directors of the company; and (3) provide reasonable assurance regarding prevention or timely detection of unauthorised acquisition, use, or disposition of the company's assets that could have a material effect on the financial statements.

Inherent Limitations of Internal Financial Controls Over Financial Reporting

Because of the inherent limitations of internal financial controls over financial reporting, including the possibility of collusion or improper management override of controls, material misstatements due to error or fraud may occur and not be detected. Also, projections of any evaluation of the internal financial controls over financial reporting to future periods are subject to the risk that the internal financial control over financial reporting may become inadequate because of changes in conditions, or that the degree of compliance with the policies or procedures may deteriorate.

Opinion

In our opinion to the best of our information and according to the explanations given to us and based on the consideration of the reports of the other auditors referred to in the Other Matters paragraph below, the Holding Company, its subsidiary company and joint venture, which are companies incorporated in India, have, in all material respects, an adequate internal financial controls system over financial reporting and such internal financial controls over financial reporting were operating effectively as at March 31, 2020, based on the criteria for internal financial control over financial reporting established by the respective companies considering the essential components of internal control stated in the Guidance Note on Audit of Internal Financial Controls Over Financial Reporting issued by the Institute of Chartered Accountants of India.

Other Matters

Our aforesaid report under Section 143(3)(i) of the Act on the adequacy and operating effectiveness of the internal financial controls over financial reporting insofar as it relates to one subsidiary company and one joint venture, which are companies incorporated in India, is based solely on the corresponding reports of the auditors of such companies incorporated in India.

Our opinion is not modified in respect of the above matters.

For DELOITTE HASKINS & SELLS LLP
Chartered Accountants
(Firm Registration No. 117366W/W-100018)

Ananthi Amarnath
Partner
(Membership No.209252)
UDIN: 20209252AAAAHZ7188

Place : Chennai
Date : August 14, 2020

CONSOLIDATED BALANCE SHEET AS AT MARCH 31, 2020
(All amounts are in crores of Indian Rupees)

Particulars	Notes	As at March 31, 2020	As at March 31, 2019
ASSETS			
Non-Current Assets			
Property, Plant and Equipment	3	650.89	684.19
Capital Work-in-Progress		66.30	13.36
Investment Properties	4	8.28	11.26
Goodwill		4.80	4.80
Other Intangible assets	5	387.71	411.78
Right to use assets	5A	93.71	-
Investment in joint venture	6	441.62	445.65
Financial Assets			
Investments	7	277.49	261.39
Other Financial Assets	7	13.54	13.51
Deferred tax assets (net)	15	0.99	1.09
Non Current tax assets (net)		77.15	98.10
Other non current assets	8	210.71	207.86
		2,233.19	2,152.99
Current Assets			
Inventories	9	-	0.24
Financial Assets			
Investments	10	1,972.92	2,093.48
Trade receivables	11	1,367.22	1,133.99
Cash and Cash Equivalents	12.1	405.80	378.90
Bank Balances other than cash and cash equivalents	12.2	297.37	214.10
Other Financial Assets	10.2	187.13	170.01
Other current assets	8	43.93	54.01
		4,274.37	4,044.73
TOTAL ASSETS		6,507.56	6,197.72
EQUITY AND LIABILITIES			
Equity			
Equity Share Capital	13.1	197.04	197.04
Other Equity	13.2	5,527.07	5,329.45
Equity attributable to the equity holders of the parent		5,724.11	5,526.49
Equity attributable to the owners of the parent			
Non Controlling interest		4.75	4.42
Total Equity		5,728.86	5,530.91

CONSOLIDATED BALANCE SHEET AS AT MARCH 31, 2020

(All amounts are in crores of Indian Rupees)

Particulars	Notes	As at March 31, 2020	As at March 31, 2019
Non-Current Liabilities			
Financial Liabilities			
Trade Payables			
- total outstanding dues of micro enterprises and small enterprises		-	-
- total outstanding dues of creditors other than micro enterprises and small enterprises		-	-
Other financial liabilities	14	77.54	6.79
Government Grants	19	3.89	4.53
Deferred Tax Liabilities (Net)	15	85.14	105.60
Provisions	16	1.11	0.74
		167.68	117.66
Current Liabilities			
Financial Liabilities			
Trade Payables			
- total outstanding dues of micro enterprises and small enterprises	17	-	-
- total outstanding dues of creditors other than micro enterprises and small enterprises	17	316.65	229.40
Other current financial liabilities	18	221.22	184.35
Government Grants	19	0.64	0.78
Short term provisions	20	21.13	17.66
Other Current Liabilities	21	51.38	116.96
		611.02	549.15
TOTAL EQUITY AND LIABILITIES		6,507.56	6,197.72

Summary of significant accounting policies 2

The accompanying notes are an integral part of the consolidated financial statements.

In terms of our report attached

For Deloitte Haskins & Sells LLP
Chartered Accountants

For and on behalf of the Board of Directors

Ananthi Amarnath
Partner

Kalanithi Maran
Chairman

R. Mahesh Kumar
Managing Director

Place : Chennai
Date : August 14, 2020

R. Ravi
Company Secretary

V C Unnikrishnan
Chief Financial Officer

Place : Chennai
Date : August 14, 2020

CONSOLIDATED STATEMENT OF PROFIT AND LOSS FOR THE YEAR ENDED MARCH 31, 2020*(All amounts are in crores of Indian Rupees, except in respect of number and per share information)*

Particulars	Notes	Year Ended March 31, 2020	Year Ended March 31, 2019
Income			
Revenue from Operations	22	3,519.85	3,782.54
Other Income	23	260.65	227.11
Total Income (I)		3,780.50	4,009.65
Expenses			
Operating expenses	24	573.02	533.31
Employee benefits expenses	25	323.22	329.86
Other expenses	26	347.69	312.69
Depreciation and amortization expenses	27	700.20	662.81
Finance costs	28	12.75	1.65
Total Expense (II)		1,956.88	1,840.32
Profit before share of profit / (loss) of Joint Venture and tax (I) - (II)		1,823.62	2,169.33
Share of profit / (loss) from a joint venture		(4.17)	15.41
Profit before tax		1,819.45	2,184.74
Current Taxes		454.32	722.80
Deferred Taxes (net)		(20.36)	28.26
Income tax expense	29	433.96	751.06
Profit for the year		1,385.49	1,433.68
Other Comprehensive Income:			
Other comprehensive income not to be reclassified to profit or loss in subsequent periods:			
Remeasurement gains and (losses) on defined benefit obligations		0.05	(1.69)
Income tax effect		(0.01)	0.54
Share of other comprehensive income of equity accounted investees (net of taxes)		0.14	(0.16)
Net other comprehensive income not to be reclassified to profit or loss in subsequent periods		0.18	(1.31)
Total comprehensive income for the year		1,385.67	1,432.37

CONSOLIDATED STATEMENT OF PROFIT AND LOSS FOR THE YEAR ENDED MARCH 31, 2020

(All amounts are in crores of Indian Rupees, except in respect of number and per share information)

Particulars	Notes	Year Ended March 31, 2020	Year Ended March 31, 2019
Profit for the year			
Attributable to:			
Equity holders of the parent		1,385.16	1,433.27
Non-controlling interests		0.33	0.41
Total comprehensive income for the year			
Attributable to:			
Equity holders of the parent		1,385.34	1,431.96
Non-controlling interests		0.33	0.41
Earnings per Equity Share of Rs.5.00 /- each	30		
Basic earnings from operations attributable to equity share holders		35.16	36.38
Diluted earnings from operations attributable to equity share holders		35.16	36.38
Significant Accounting Policies	2		

See accompanying Notes forming part of the consolidated financial statements.

In terms of our report attached

For Deloitte Haskins & Sells LLP
Chartered Accountants

For and on behalf of the Board of Directors

Ananthi Amarnath
Partner

Kalanithi Maran
Chairman

R. Mahesh Kumar
Managing Director

Place : Chennai
Date : August 14, 2020

R. Ravi
Company Secretary

V C Unnikrishnan
Chief Financial Officer

Place : Chennai
Date : August 14, 2020

CONSOLIDATED STATEMENT OF CHANGES IN EQUITY FOR THE YEAR ENDED MARCH 31, 2020*(All amounts are in crores of Indian Rupees, except in respect of number of shares)***a. Equity Share Capital:**

Equity shares of Rs. 5.00/- each issued, subscribed and fully paid	Number	Amount
As at April 1, 2018	39,40,84,620	197.04
At March 31, 2019	39,40,84,620	197.04
At March 31, 2020	39,40,84,620	197.04

b. Other equity**For the year ended March 31, 2020**

Attributable to Equity share holders				
Particulars	Retained earnings	Securities Premium Reserve	General Reserve	Total
As at April 1, 2019	4,373.83	471.82	483.80	5,329.45
Profit for the year	1,385.16	-	-	1,385.16
Other comprehensive income	0.18	-	-	0.18
Total Comprehensive Income	5,759.17	471.82	483.80	6,714.79
Dividends paid (Refer note - 13.3)	(985.21)	-	-	(985.21)
Dividend distribution tax (DDT)	(202.51)	-	-	(202.51)
As at March 31, 2020	4,571.45	471.82	483.80	5,527.07

For the year ended March 31, 2019

Attributable to Equity share holders				
Particulars	Retained earnings	Securities Premium Reserve	General Reserve	Total
As at April 1, 2018	3,535.73	471.82	483.80	4,491.35
Profit for the year	1,433.27	-	-	1,433.27
Other comprehensive income	(1.31)	-	-	(1.31)
Total Comprehensive Income	4,967.70	471.82	483.80	5,923.32
Dividends paid (Refer note - 13.3)	(492.61)	-	-	(492.61)
Dividend distribution tax (DDT)	(101.25)	-	-	(101.25)
As at March 31, 2019	4,373.83	471.82	483.80	5,329.45

CONSOLIDATED STATEMENT OF CHANGES IN EQUITY FOR THE YEAR ENDED MARCH 31, 2020

(All amounts are in crores of Indian Rupees, except in respect of number of shares)

Significant Accounting Policies

2

See accompanying notes forming part of the consolidated financial statements.

In terms of our report attached

For Deloitte Haskins & Sells LLP

Chartered Accountants

For and on behalf of the Board of Directors

Ananthi Amarnath

Partner

Kalanithi Maran

Chairman

R. Mahesh Kumar

Managing Director

Place : Chennai

Date : August 14, 2020

R. Ravi

Company Secretary

V C Unnikrishnan

Chief Financial Officer

Place : Chennai

Date : August 14, 2020

[This space has been intentionally left blank]

CONSOLIDATED STATEMENT OF CASH FLOW FOR THE YEAR ENDED MARCH 31, 2020
(All amounts are in crores of Indian Rupees, unless otherwise stated)

Particulars	Year ended March 31, 2020	Year ended March 31, 2019
Cash flow from operating activities		
Net profit before tax	1,823.62	2,169.33
Adjustments to reconcile profit before tax to net cash flows:		
Depreciation on property, plant and equipment and investment properties	97.05	70.89
Amortisation of intangible assets	603.16	591.92
(Profit) / Loss on sale of property, plant and equipment, net	0.16	(0.22)
Foreign exchange translation loss / (gain) on monetary assets and liabilities	(9.42)	1.19
Impairment allowance / (written back) (allowance for bad and doubtful debts / movie advance and other advances)	33.01	(14.08)
Provision for litigations and claims	1.33	1.07
Bad debts written off	8.23	7.22
Liabilities / provisions no longer required written back	(0.93)	(0.57)
Interest income	(54.56)	(65.80)
Deferral of DTH Revenue	11.09	7.84
Export incentives (Government grants) (Refer note 19)	(0.78)	(0.95)
Dividend income / Net gain on sale of current investments	(176.01)	(67.38)
Fair value gain on financial instruments at fair value through profit or loss	(10.47)	(74.70)
Finance cost	12.75	1.65
Operating profit before working capital changes	2,338.23	2,627.41
Movements in working capital :		
(Increase) / Decrease in trade receivables	(266.59)	(65.99)
(Increase) / Decrease in inventories	0.24	0.01
(Increase) / Decrease in other current assets/other financial assets	(14.95)	(65.93)
(Increase) / Decrease in loans and advances	11.23	(8.08)
Increase / (Decrease) in trade payables and other liabilities/other financial liabilities	18.32	72.87
Increase / (Decrease) in provisions	2.51	0.93
Cash generated from operations	2,088.99	2,561.22
Direct taxes paid (net of refunds)	(433.37)	(737.12)
Net cash flow from operating activities (A)	1,655.62	1,824.10
Cash flow from investing activities		
Payment for Purchase of PP&E, investment properties and capital work in progress (including capital advances)	(30.42)	(26.62)
Payment for purchase of intangible assets	(629.64)	(528.72)
Payment for purchase of financial instruments (current investments)	(1,554.20)	(1,868.50)
Proceeds from sale of financial instruments (current investments)	1,704.89	1,373.05
Proceeds from sale of Property, plant and equipment (PP&E)	0.62	0.93
Proceeds from maturity of Non current investments (tax free bonds)	8.21	-
Payment for purchase of Non current investments	(50.00)	(73.48)
Redemption of Non Current investments	3.96	4.01

CONSOLIDATED STATEMENT OF CASH FLOW FOR THE YEAR ENDED MARCH 31, 2020

(All amounts are in crores of Indian Rupees, unless otherwise stated)

Particulars	Year ended March 31, 2020	Year ended March 31, 2019
Term deposits placed with banks during the year	(296.90)	(213.77)
Term deposits refunded from banks during the year	213.77	117.87
Interest received (finance income)	45.68	34.75
Dividend income / Net gain on sale of current investments	176.01	67.38
Net cash (used in) investing activities (B)	(408.02)	(1,113.10)
Cash flow from financing activities		
Proceeds from Short term borrowings	280.21	253.00
Repayment of Short term borrowings	(280.21)	(253.00)
Repayment of lease liabilities	(33.98)	-
Interim Dividend Paid	(985.21)	(492.61)
Tax on interim dividend paid	(202.51)	(101.26)
Interest paid (finance cost)	(0.67)	(1.65)
Net cash (used in) financing activities (C)	(1,222.37)	(595.52)
Exchange differences on translation of foreign currency cash and cash equivalents (D)	1.67	(0.17)
Net (decrease) / increase in cash and cash equivalents (A+B+C+D)	26.90	115.31
Opening balance of cash and cash equivalents E	378.90	263.59
Closing balance of cash and cash equivalents F	405.80	378.90
Net increase / (decrease) in cash and cash equivalents (F-E)	26.90	115.31
Closing cash and Bank Balances (F)	405.80	378.90
Notes		
a) The reconciliation to the cash and bank balances as given in Note 12.1 is as follows :		
Cash and Cash Equivalents (Note 12.1)	405.80	378.90
Cash and cash equivalents, end of year	405.80	378.90
b) Components of cash and cash equivalents		
Cash and cheques on hand	0.11	0.04
With banks - on current account	187.12	157.14
- on deposit account (unrestricted)	218.57	221.72

CONSOLIDATED STATEMENT OF CASH FLOW FOR THE YEAR ENDED MARCH 31, 2020
(All amounts are in crores of Indian Rupees, unless otherwise stated)

In terms of our report attached

For Deloitte Haskins & Sells LLP
Chartered Accountants

For and on behalf of the Board of Directors

Ananthi Amarnath
Partner

Kalanithi Maran
Chairman

R. Mahesh Kumar
Managing Director

Place : Chennai
Date : August 14, 2020

R. Ravi
Company Secretary

V C Unnikrishnan
Chief Financial Officer

Place : Chennai
Date : August 14, 2020

[This space has been intentionally left blank]

NOTES TO THE CONSOLIDATED FINANCIAL STATEMENTS FOR THE YEAR ENDED MARCH 31, 2020

(All amounts are in crores of Indian Rupees, unless otherwise stated)

1. Background and corporate information

The consolidated financial statements comprise financial statements of Sun TV Network Limited (the Company), its subsidiary (Sun TV along with its subsidiary is hereinafter collectively referred to as 'the Group') and its joint venture company for the year ended March 31, 2020.

Sun TV Network Limited ('Sun TV' or 'the Company') was incorporated on December 18, 1985 as Sumangali Publications Private Limited. The Company is engaged in producing and broadcasting satellite television and radio software programming in the regional languages of South India. The Company is listed on the Bombay Stock Exchange ('BSE') and the National Stock Exchange ('NSE') in India. The Company has its registered office at Murasoli Maran Towers, 73, MRC Nagar Main Road, MRC Nagar, Chennai – 600 028

The Company has a subsidiary – Kal Radio Limited ('KRL'), which is incorporated in India. KRL was incorporated on October 7, 2005 as Kal Radio Private Limited and 98.18% (March 31, 2019 – 98.18%) of its paid up equity share capital is held by Sun TV. The company has a joint venture in South Asia FM Limited (SAFML), which was incorporated on November 9, 2005 as South Asia FM Private Limited and as at the balance sheet date, the Company holds 59.44 % (March 31, 2019 – 59.44%) of its paid up equity share capital. KRL and SAFML are engaged in producing and broadcasting radio software programming in Indian regional languages.

These consolidated financial statements has been approved by the Board of Directors at their meeting held on August 14, 2020.

The Group currently operates television channels in four South Indian languages and also in Bangla, predominantly to viewers in India, and also to viewers in Sri Lanka, Singapore, Malaysia, United Kingdom, Europe, Middle East, United States, Australia, South Africa and Canada. The Group's flagship channel is Sun TV. The other major satellite channels of the Group are Surya TV, Gemini TV, Udaya TV and Sun Bangla. The Group is also into the business of FM Radio broadcasting at Chennai, Coimbatore and Tirunelveli. The Group produces its own content / acquires the related rights. The Group has the license to operate an Indian Premier League ('IPL') franchise "Sun Risers Hyderabad". KRL has license to operate 24 Frequency Modulation ('FM') stations in South India. SAFML has license to operate 35 FM stations. The Group also operates an OTT platform "SUNNXT".

SAFML's strategic alliance with Red FM

The Group, through its joint venture SAFML had entered into a strategic tie-up with Red FM Group to further its FM Radio broadcasting business in the North, West and East Indian markets. As part of the transaction, SAFML has taken up a 48.89% beneficial interest in the Red FM Radio Companies by acquiring the equity of their Holding Companies at par.

SAFML has executed certain agreements with the promoters of Red FM by which it has obtained joint control over the following Red FM Companies:

Name	Effective holding of the Group	
	March 31, 2020	March 31, 2019
Pioneer Radio Training Services Private Limited**	29.06%	29.06%
South Asia Multimedia Private Limited**	29.06%	29.06%
Optimum Media Services Private Limited**	29.06%	29.06%
Asia Radio Broadcast Private Limited**	29.06%	29.06%
Digital Radio (Delhi) Broadcasting Limited**	29.06%	29.06%
Digital Radio (Mumbai) Broadcasting Limited**	29.06%	29.06%
Digital Radio (Kolkata) Broadcasting Limited**	29.06%	29.06%

** - SAFML's effective holding is 48.89%.

The Companies listed above are hereinafter collectively referred to as 'Joint Ventures'.

NOTES TO THE CONSOLIDATED FINANCIAL STATEMENTS FOR THE YEAR ENDED MARCH 31, 2020

(All amounts are in crores of Indian Rupees, unless otherwise stated)

Apart from the above, by virtue of the Equity investments made, the Group has obtained significant influence in the following Red FM Companies :

Name	Effective holding of the Group	
	March 31, 2020	March 31, 2019
Deccan Digital Networks (Hyderabad) Private Limited*	17.22%	17.22%
Metro Digital Networks (Hyderabad) Private Limited*	17.22%	17.22%
AV Digital Networks (Hyderabad) Private Limited*	17.22%	17.22%

* - SAFML's effective holding is 28.99%.

The Companies listed above are hereinafter collectively referred to as associates.

2. Summary of significant accounting policies

a) Statement of compliance and basis of preparation of financial statements

The consolidated financial statements ('CFS') of the Group have been prepared in accordance with the Indian Accounting Standards (Ind AS) as per the Companies (Indian Accounting Standards) Rules, 2015, read with Companies (Indian Accounting Standards) Amendment Rules, 2016, as amended and notified under Section 133 of the Companies Act, 2013 (the Act) and other relevant provisions of the Act.

Accounting policies have been consistently applied except where a newly issued accounting standard is initially adopted or a revision to an existing accounting standard requires a change in the accounting policy hitherto in use.

The consolidated financial statements have been prepared on a historical cost basis except for certain financial assets and liabilities which have been measured at fair value (refer accounting policy regarding financial instruments).

b) Basis of consolidation:

The consolidated financial statements comprise the financial statements of the Company and its subsidiary as at March 31, 2020. Control is achieved when the Group is exposed, or has rights, to variable returns from its involvement with the investee and has the ability to affect those returns through its power over the investee. Specifically, the Group controls an investee if and only if the Group has:

- Power over the investee (i.e. existing rights that give it the current ability to direct the relevant activities of the investee)
- Exposure, or rights, to variable returns from its involvement with the investee, and
- The ability to use its power over the investee to affect its returns

The Group re-assesses whether or not it controls an investee if facts and circumstances indicate that there are changes to one or more of the three elements of control. Consolidation of a subsidiary begins when the Group obtains control over the subsidiary and ceases when the Group loses control of the subsidiary. Assets, liabilities, income and expenses of a subsidiary acquired or disposed of during the year are included in the consolidated financial statements from the date the Group gains control until the date the Group ceases to control the subsidiary.

The consolidated financial statements are prepared by adopting uniform accounting policies for like transactions or other events in similar circumstances. If a member of the group uses accounting policies other than those adopted in the consolidated financial statements for like transactions and events in similar circumstances, appropriate adjustments are made to that group member's financial statements in preparing the consolidated financial statements to ensure conformity with the Group's accounting policies.

The financial statements of all entities used for the purpose of consolidation are drawn up to same reporting date as that of the parent Holding company, i.e., year ended on March 31, 2020.

NOTES TO THE CONSOLIDATED FINANCIAL STATEMENTS FOR THE YEAR ENDED MARCH 31, 2020

(All amounts are in crores of Indian Rupees, unless otherwise stated)

Principles of consolidation:

Subsidiary:

- The consolidated financial statements of the Group have been prepared based on a line-by-line consolidation of the Balance Sheet, at March 31, 2020 and Statement of Profit and Loss and Cash Flows of Sun TV Network Limited & Kal Radio Limited for the year ended March 31, 2020.
- The financial statements of the subsidiary used for consolidation are drawn for the same reporting period as that of the Company i.e. year ended March 31, 2020.
- All inter-company transactions and balances between the entities included in the consolidated financial statements have been eliminated. Ind AS 12 Income Taxes applies to temporary differences that arise from the elimination of profits and losses resulting from intragroup transactions.
- Offset (eliminate) the carrying amount of the Holding Company's investment in the subsidiary and the Holding Company's portion of equity of the subsidiary. Business combinations policy explains how to account for any related goodwill.
- Profit or loss and each component of other comprehensive income (OCI) are attributed to the equity holders of the Holding Company of the Group and to the non-controlling interest, even if this results in the non-controlling interest having a deficit balance.
- Consolidation is applied from the date of obtaining control by the Group, till the date when the Group loses control.
- On cessation of control,
 - Derecognises the assets (including goodwill) and liabilities of the subsidiary
 - Derecognises the carrying amount of any non-controlling interests
 - Recognises the fair value of the consideration received
 - Recognises the fair value of any investment retained
 - Recognises any surplus or deficit in profit or loss
 - Reclassifies the Holding Company's share of components previously recognised in OCI to profit or loss or retained earnings, as appropriate, as would be required if the Group had directly disposed of the related assets or liabilities

Investments in Joint Ventures and Associates:

A joint venture is a type of joint arrangement whereby the parties that have joint control of the arrangement have rights to the net assets of the joint venture. Joint control is the contractually agreed sharing of control of an arrangement, which exists only when decisions about the relevant activities require unanimous consent of the parties sharing control.

An associate is an entity over which the Group has significant influence. Significant influence is the power to participate in the financial and operating policy decisions of the investee, but is not control or joint control over those policies.

The considerations made in determining whether significant influence or joint control are similar to those necessary to determine control over the subsidiaries.

The Group's investment in its associates and joint ventures is accounted for using the equity method. Under the equity method, the investment in an associate or joint ventures is initially recognized at cost. The carrying amount of the investment is adjusted to recognized changes in the Group's share of net assets of the associates or joint ventures since the acquisition date. Goodwill relating to the associates or joint ventures is included in the carrying amount of the investment and not tested for impairment individually.

NOTES TO THE CONSOLIDATED FINANCIAL STATEMENTS FOR THE YEAR ENDED MARCH 31, 2020

(All amounts are in crores of Indian Rupees, unless otherwise stated)

The statement of profit and loss reflects the Group's share of the results of operations of the associates or joint ventures. Any change in OCI of the investee is presented as part of the Group's OCI. In addition, when there has been a change recognised directly in the equity of the associates or joint ventures, the Group recognizes its share of any changes, when applicable, in the statement of changes in equity.

Unrealized gains and losses resulting from transactions between the Group and associates or joint ventures are eliminated to the extent of the interest of the associates or joint ventures.

If an entity's share of losses of an associates or a joint ventures equals or exceeds its interest in the associates or joint ventures (which includes any long term interest that, in substance, form part of the Group's net investment in the associates or joint ventures), the entity discontinues recognising its share of further losses. Additional losses are recognised only to the extent that the Group has incurred legal or constructive obligations or made payments on behalf of the associates or joint ventures. If the associates or joint ventures subsequently reports profits, the entity resumes recognising its share of those profits only after its share of the profits equals the share of losses not recognised.

The aggregate of the Group's share of profit or loss of an associate or joint ventures is shown on the face of the statement of profit and loss.

The financial statement of the associates or joint ventures is prepared for the same reporting period as the Group.

After application of the equity method, the Group determines whether it is necessary to recognise an impairment loss on its investment in its associates or joint ventures. At each reporting date, the Group determines whether there is objective evidence that the investment in the associates or joint ventures is impaired. If there is such evidence, the Group calculates the amount of impairment as the difference between the recoverable amount of the associates or joint ventures and its carrying value, and then recognizes the loss as 'Share of profit of an associates or joint venture' in the statement of profit or loss.

Upon loss of significant influence or joint control of associates or joint ventures, the Group measures and recognizes any retained investment at its fair value. Any difference between the carrying amount upon loss of significant influence or joint control and the fair value of the retained investment and proceeds from disposal is recognised in profit or loss.

c) Business Combinations and Goodwill

For the purpose of impairment testing, goodwill acquired in a business combination is, from the acquisition date, allocated to each of the Group's cash-generating units that are expected to benefit from the combination, irrespective of whether other assets or liabilities of the acquiree are assigned to those units.

Cash generating unit to which goodwill has been allocated is tested for impairment annually, or more frequently when there is an indication that the unit may be impaired. If the recoverable amount of the cash generating unit is less than its carrying amount, the impairment loss is allocated first to reduce the carrying amount of any goodwill allocated to the unit and then to the other assets of the unit pro rata based on the carrying amount of each asset in the unit. Any impairment loss for goodwill is recognised in profit or loss. An impairment loss recognised for goodwill is not reversed in subsequent periods.

Where goodwill has been allocated to a cash-generating unit and part of the operation within that unit is disposed of, the goodwill associated with the disposed operation is included in the carrying amount of the operation when determining the gain or loss on disposal. Goodwill disposed in these circumstances is measured based on the relative values of the disposed operation and the portion of the cash-generating unit retained.

d) Current versus non-current classification

The Group presents assets and liabilities in the balance sheet based on current/ non-current classification.

An asset is treated as current when it is:

- Expected to be realized or intended to be sold or consumed in normal operating cycle
- Held primarily for the purpose of trading
- Expected to be realized within twelve months after the reporting period, or
- Cash or cash equivalent unless restricted from being exchanged or used to settle a liability for at least twelve months after the reporting period.

NOTES TO THE CONSOLIDATED FINANCIAL STATEMENTS FOR THE YEAR ENDED MARCH 31, 2020

(All amounts are in crores of Indian Rupees, unless otherwise stated)

All other assets are classified as non-current.

A liability is current when:

- It is expected to be settled in normal operating cycle
- It is held primarily for the purpose of trading
- It is due to be settled within twelve months after the reporting period, or
- There is no unconditional right to defer the settlement of the liability for at least twelve months after the reporting period.

The Group classifies all other liabilities as non-current.

Deferred tax assets and liabilities are classified as non-current assets and liabilities.

The operating cycle is the time between the acquisition of assets for processing and their realization in cash and cash equivalents. The Group has identified twelve months as its operating cycle.

e) Property, plant and equipment and Depreciation

Property, plant and equipment are stated at cost less accumulated depreciation and impairment losses, if any. Cost comprises the purchase price (including all duties and taxes after deducting trade discounts and rebates if any) and any attributable cost of bringing the asset to its working condition for its intended use. Such cost includes the cost of replacing part of the plant and equipment and borrowing costs for long-term construction projects if the recognition criteria are met. Likewise, when a major expenditure is incurred, its cost is recognised in the carrying amount of the plant and equipment, if it increases the future benefits from the existing asset. All other expenses on existing fixed assets, including day-to-day repair and maintenance expenditure, are charged to the statement of profit and loss for the period during which such expenses are incurred.

For depreciation, the Group identifies and determines cost of assets significant to the total cost of the assets having useful life that is materially different from that of the life of the principal asset.

Property, plant and equipment under construction and fixed assets acquired but not put to use at the balance sheet date are classified as capital work in progress.

An item of property, plant and equipment and any significant part initially recognised is derecognised upon disposal or when no future economic benefits are expected from its use or disposal. Gains or losses arising from de-recognition of property, plant and equipment are measured as the difference between the net disposal proceeds and the carrying amount of the asset and are recognized in the statement of profit and loss when the asset is derecognized.

The residual values, useful lives and methods of depreciation of property, plant and equipment are reviewed at each financial year end and adjusted prospectively, if appropriate.

Depreciation

Depreciation on property, plant and equipment other than aircraft and leasehold improvements is provided on written down value method, using the rates arrived at based on the useful lives estimated by the management. The Group has used the following useful life to provide depreciation on its Property, plant and equipment.

	<u>Years</u>
Buildings	20 - 58
Plant and machinery (including aircraft)	10 - 20
Computer and related equipment	6 - 13
Furniture and fittings	10 - 15
Office equipment's	3 - 20
Motor Vehicles	8 - 10

NOTES TO THE CONSOLIDATED FINANCIAL STATEMENTS FOR THE YEAR ENDED MARCH 31, 2020

(All amounts are in crores of Indian Rupees, unless otherwise stated)

Leasehold improvements are depreciated over the lower of estimated useful lives of the assets or the remaining primary period of the lease. The average useful life of Leasehold improvements is 3 to 8 years.

Costs incurred towards purchase of aircraft are depreciated using the straight-line method based technical assessment and a review of past history of asset usage, management's estimate of useful life of such aircrafts, i.e. 15 years.

Fixed assets individually costing Rs.5000/- or less are depreciated within one year from the date of purchase.

The management of the subsidiary, joint ventures and associates based on internal and external technical evaluation reassessed the remaining useful life of assets primarily consisting of Plant and machinery, Furniture and fixtures and motor vehicles. The useful lives of certain assets required a change from the previous estimates and accordingly the subsidiary, joint ventures and associates have adopted the estimated useful life as referred to under Schedule II to the Companies Act, 2013 (as amended).

f) Investment Properties

Investment properties are measured initially at cost, including transaction costs. Subsequent to initial recognition, investment properties are stated at cost less accumulated depreciation and accumulated impairment loss, if any.

Depreciation on Investment properties is provided on written down value method, using the useful lives estimated by the management. The Group, based on technical assessment made by technical expert and management estimate, depreciates the building over estimated useful life of 20 to 58 years which is different from the useful life prescribed in Schedule II to the Companies Act, 2013. The management believes that these estimated useful lives are realistic and reflect fair approximation of the period over which the assets are likely to be used.

Though the Group measures investment property using cost based measurement, the fair value of investment property is disclosed in the notes. Fair values are determined based on an annual evaluation performed by an accredited external independent valuer applying an approved valuation model (refer Note 4 of Consolidated Financial Statement).

Investment properties are derecognised either when they have been disposed of or when they are permanently withdrawn from use and no future economic benefit is expected from their disposal. The difference between the net disposal proceeds and the carrying amount of the asset is recognised in profit or loss in the period of derecognition.

g) Intangible assets and amortization

Intangible assets acquired are measured on initial recognition at cost. Following initial recognition, Intangible assets are carried at cost less accumulated amortisation and accumulated impairment losses, if any.

Intangible assets with finite lives are amortised over the useful economic life and assessed for impairment whenever there is an indication that the intangible asset may be impaired. The amortisation period and the amortisation method for an intangible asset with a finite useful life are reviewed at least at the end of each reporting period. Changes in the expected useful life or the expected pattern of consumption of future economic benefits embodied in the asset are considered to modify the amortisation period or method, as appropriate, and are treated as changes in accounting estimates. The amortisation expense on intangible assets with finite lives is recognised in the statement of profit and loss unless such expenditure forms part of carrying value of another asset.

□ Computer software

Costs incurred towards purchase of computer software are depreciated using the straight-line method over a period based on management's estimate of useful lives of such software being 3 years, or over the license period of the software, whichever is shorter.

NOTES TO THE CONSOLIDATED FINANCIAL STATEMENTS FOR THE YEAR ENDED MARCH 31, 2020

(All amounts are in crores of Indian Rupees, unless otherwise stated)

□ Film and program broadcasting rights ('Satellite Rights')

Acquired Satellite Rights for the broadcast of feature films and other long-form programming such as multi-episode television serials are initially stated at cost.

Future revenues from use of these Satellite Rights cannot be estimated with any reasonable accuracy as these are susceptible to a variety of factors, such as the level of market acceptance of television products, programming viewership, advertising rates etc., and accordingly cost related to film is fully expensed on the date of first telecast of the film and the cost related to program broadcasting rights / multi episodes series are amortized based on the telecasted episodes.

□ Film production costs, distribution and related rights

The cost of film production is allocated between distribution and related rights based on management's estimate of revenue. Distribution rights are amortized upon the theatrical release of the movie and other related rights are amortized either on sale or exploitation of such rights.

□ Licenses

Licenses represent one time entry fees paid to Ministry of Information and Broadcasting ('MIB') under the applicable licensing policy for Frequency Modulation ('FM') Radio broadcasting. Cost of licenses are amortised over the license period, being 15 years.

□ Goodwill arising on Consolidation

The carrying amount of goodwill arising on consolidation is not amortized and is reviewed for impairment in accordance with the requirements of Indian Accounting Standard 36 "Impairment of Assets" and impairment losses are recognised wherever the carrying amount of an asset exceeds its recoverable amount.

h) Impairment of non-financial assets

At each reporting date, the Group assesses whether there is an indication that an asset may be impaired. If any indication exists, or when annual impairment testing for an asset is required, the Group estimates the asset's recoverable amount. An asset's recoverable amount is the higher of an asset's or Cash Generating Unit's ('CGU') fair value less costs of disposal and its value in use. The recoverable amount is determined for an individual asset, unless the asset does not generate cash inflows that are largely independent of those from other assets or groups of assets.

Where the carrying amount of an asset or CGU exceeds its recoverable amount, the asset is considered impaired and is written down to its recoverable amount.

In assessing value in use, the estimated future cash flows are discounted to their present value using a pre-tax discount rate that reflects current market assessments of the time value of money and the risks specific to the asset. In determining fair value cost of disposal, recent market transactions are taken into account, if available. If no such transactions can be identified, an appropriate valuation model is used.

Impairment losses are recognized in the statement of profit and loss. After impairment, depreciation is provided on the revised carrying amount of the asset over its remaining useful life.

The Group bases its impairment calculation on detailed budgets and forecast calculations, which are prepared separately for each of the Group's CGUs to which the individual assets are allocated.

An assessment is made at each reporting date as to whether there is any indication that previously recognized impairment losses may no longer exist or may have decreased. If such indication exists, the Group estimates the asset's or cash-generating unit's recoverable amount. A previously recognized impairment loss is reversed only if there has been a change in the assumptions used to determine the asset's recoverable amount since the last impairment loss was recognized. The reversal is limited so that the carrying amount of the asset does not exceed its recoverable amount, nor exceed the carrying amount that would have been determined, net of depreciation, had no impairment loss been recognized for the asset in prior years. Such reversal is recognized in the statement of profit and loss.

NOTES TO THE CONSOLIDATED FINANCIAL STATEMENTS FOR THE YEAR ENDED MARCH 31, 2020

(All amounts are in crores of Indian Rupees, unless otherwise stated)

i) Franchisee fees

The annual franchise fee payable to the Board of Control for Cricket in India ('BCCI') is recognized as an expense on an accrual basis in accordance with terms of the Group's agreement with BCCI.

j) Borrowing costs

Borrowing costs are expensed in the period in which they are incurred.

k) Revenue recognition

Revenue is recognized when the performance obligations under the contract with customers are satisfied and to the extent that it is probable that the economic benefits will flow to the Company and the revenue can be reliably measured. Revenue is measured at the fair value of the consideration received or receivable, taking into account contractually defined terms of payment and excluding taxes or duties collected on behalf of the government. The Group has concluded that it is the principal in all of its revenue arrangements since it is the primary obligor in all the revenue arrangements as it has pricing latitude and is also exposed to credit risks.

- Advertising income and income from sale of broadcast slots are recognised when the related commercial or programme is telecast.
- Revenue from radio broadcasting is recognised on accrual basis on the airing of client's commercials.
- International subscription income represents income from the export of program software content, and is recognised as and when the services being rendered in accordance with the terms of agreements with customers.
- Subscription income represents subscription fees billed to cable operators and Direct to Home ('DTH') service providers towards pay-channels operated by the Group, and are recognised in the period during which the service is provided. Subscription fees billed to cable operators are determined based on number of subscription points to which the service is provided based on relevant agreements with such cable operators (along with management's best estimates of such subscription points wherever applicable), at contractually agreed rates with the Group's authorised distributor. Subscription income from DTH and SUNNXT customers is recognised as and when services are rendered to the customer in accordance with the terms of agreements entered into with the service providers.
- Revenues from sale of distribution rights and other rights relating to the movie produced are recognised in accordance with the terms of contract with customers and upon satisfaction of performance obligation under the contract.
- Income from content trading represent revenue earned from mobile service providers and DTH service providers through exploitation of content owned by the Group. Income is recognised as per the terms of contract with the respective service providers and based on the services being rendered to the service provider.
- Income from Indian Premier League represents following:

Income from franchisee rights is recognised when the rights to receive the payments is established as per the terms of the agreement entered with The Board of Control for Cricket in India ("BCCI"). Revenue is recognised as per the information provided by BCCI or as per Management's estimate in case the information is not received. The revenue is allocated on a pro-rata basis to number of matches played during the year as against the total number of matches for the season.

Income from sponsorship fees is recognised on completion of terms of the sponsorship agreement.

Income from sale of tickets is recognised on the dates of the respective matches. The Group reports revenues net of discounts offered on sale of tickets.

Prize money is recognised when right to receive payment is established.

- Revenues from barter transactions, and the related costs, are recorded at fair values of the services received or if the same cannot be measured reliably, then the fair value of the services rendered, as estimated by management.
- For all debt instruments, interest income is recorded using the effective interest rate (EIR). Finance income is included in other income in the statement of profit and loss.

NOTES TO THE CONSOLIDATED FINANCIAL STATEMENTS FOR THE YEAR ENDED MARCH 31, 2020

(All amounts are in crores of Indian Rupees, unless otherwise stated)

- Dividend income is recognised when the right to receive payment is established, which is generally when shareholders of the investee entity approve the dividend.
- Rental income arising from operating leases on investment properties is accounted for based on the terms of the agreements and is included in other income in the statement of profit or loss.
- Export incentives are recognized on availment of the benefits under the respective schemes.

Revenues recognised in excess of billings are disclosed as “Unbilled Revenue” under other current financial assets. Billings in excess of revenue recognised are disclosed as “Deferred Revenues” under other current liabilities.

l) Retirement and other employee benefits

Retirement benefit in the form of provident fund is a defined contribution scheme. The Group has no obligation, other than the contribution payable to the provident fund. The Group recognizes the contribution payable to the provident fund scheme as an expenditure when the employee renders the related service.

Gratuity liability is a defined benefit obligation. The cost of providing benefits under the plan is determined on the basis of actuarial valuation at each year-end using the projected unit credit method.

Remeasurement, comprising of actuarial gains and losses, the effect of the asset ceiling, excluding amounts included in net interest on the net defined benefit liability and the return on plan assets (excluding amounts included in net interest on the net defined benefit liability), are recognised immediately in the balance sheet with a corresponding debit or credit to retained earnings through Other Comprehensive Income (‘OCI’) in the period in which they occur. Remeasurement is not reclassified to profit or loss in subsequent periods.

Net interest is calculated by applying the discount rate to the net defined benefit liability or asset. The Group recognizes the following changes in the net defined benefit obligation as an expense in the consolidated statement of profit and loss:

- Service costs comprising current service costs, past-service costs, gains and losses on curtailments and non-routine settlements; and
- Net interest expense or income

Accumulated leave, which is expected to be utilized within the next 12 months, is treated as short-term employee benefit. The Group measures the expected cost of such absences as the additional amount that it expects to pay as a result of the unused entitlement that has accumulated at the reporting date.

The Group treats accumulated leave expected to be carried forward beyond twelve months, as long-term employee benefit for measurement purposes. Such long-term compensated absences are provided for based on the actuarial valuation using the projected unit credit method at the year-end. Re-measurement gains/losses are accounted through profit or loss account and are not deferred.

The Holding company presents the entire leave as a current liability in the balance sheet, since it does not have an unconditional right to defer its settlement for 12 months after the reporting date, while the subsidiary presents the liability with the break up between non-current and current based on the certificate received from actuary.

m) Taxes

Tax expense comprises current and deferred tax.

a. Current income-tax

Current income-tax asset and liabilities are measured at the amount expected to be paid to the tax authorities in accordance with the Income-tax Act, 1961 enacted in India. The tax rates and tax laws used to compute the amount are those that are enacted at the reporting date. Current income tax relating to items recognised outside profit or loss is recognised outside profit or loss (either in other comprehensive income or in equity). Management periodically evaluates positions taken in the tax returns with respect to situations in which applicable tax regulations are subject to interpretation and establishes provisions where appropriate.

NOTES TO THE CONSOLIDATED FINANCIAL STATEMENTS FOR THE YEAR ENDED MARCH 31, 2020

(All amounts are in crores of Indian Rupees, unless otherwise stated)

b. Deferred tax

Deferred tax is provided using the liability method on temporary differences between the tax bases of assets and liabilities and their carrying amounts for financial reporting purposes at the reporting date. Deferred tax is measured using the tax rates and the tax laws enacted or substantively enacted at the reporting date.

Deferred tax liabilities are recognised for all taxable temporary differences, except:

- When the deferred tax liability arises from the initial recognition of goodwill or an asset or liability in a transaction that is not a business combination and, at the time of the transaction, affects neither the accounting profit nor taxable profit or loss.
- In respect of taxable temporary differences associated with investments in subsidiaries and interests in joint ventures, when the timing of the reversal of the temporary differences can be controlled and it is probable that the temporary differences will not reverse in the foreseeable future.

Deferred tax assets are recognised for all deductible temporary differences, the carry forward of unused tax credits and any unused tax losses. Deferred tax assets are recognised to the extent that it is probable that taxable profit will be available against which the deductible temporary differences, and the carry forward of unused tax credits and unused tax losses can be utilised, except:

- When the deferred tax asset relating to the deductible temporary difference arises from the initial recognition of an asset or liability in a transaction that is not a business combination and, at the time of the transaction, affects neither the accounting profit nor taxable profit or loss.
- In respect of deductible temporary differences associated with investments in subsidiaries and interests in joint ventures, deferred tax assets are recognised only to the extent that it is probable that the temporary differences will reverse in the foreseeable future and taxable profit will be available against which the temporary differences can be utilised.

Deferred tax assets and liabilities are measured at the tax rates that are expected to apply in the year when the asset is realised or the liability is settled, based on tax rates (and tax laws) that have been enacted or substantively enacted at the reporting date.

Deferred tax relating to items recognised outside profit or loss is recognised outside profit or loss (either in other comprehensive income or in equity).

Deferred tax assets and deferred tax liabilities are offset, if a legally enforceable right exists to set-off current tax assets against current tax liabilities.

Minimum alternate tax ('MAT') paid in a year is charged to the statement of profit and loss as current tax. The Group recognizes MAT credit available as an asset only to the extent that there is convincing evidence that the Group will pay normal income tax during the specified period, i.e., the period for which MAT credit is allowed to be carried forward. The said asset is recognised as "MAT Credit Entitlement" as deferred tax asset, and is created by way of credit to the statement of profit and loss and shown as "MAT Credit Entitlement." The Group reviews the "MAT credit entitlement" asset at each reporting date and writes down the asset to the extent the Group does not have convincing evidence that it will pay normal tax during the specified period.

n) Earnings per share (EPS)

Basic earnings per share are calculated by dividing the net profit or loss for the period attributable to equity shareholders by the weighted average number of equity shares outstanding during the period. The weighted average number of equity shares outstanding during the period is adjusted for events such as bonus issue, bonus element in a rights issue, share split and reverse share split that have changed the number of equity shares outstanding, without a corresponding change in resources.

For the purpose of calculating diluted earnings per share, the net profit or loss for the period attributable to equity shareholders and the weighted average number of shares outstanding during the period are adjusted for the effects of all dilutive potential equity shares.

NOTES TO THE CONSOLIDATED FINANCIAL STATEMENTS FOR THE YEAR ENDED MARCH 31, 2020

(All amounts are in crores of Indian Rupees, unless otherwise stated)

o) Leases

The Group assesses whether a contract contains a lease, at inception of a contract. A contract is, or contains, a lease if the contract conveys the right to control the use of an identified asset for a period of time in exchange for consideration. To assess whether a contract conveys the right to control the use of an identified asset, the Group assesses whether: (i) the contract involves the use of an identified asset (ii) the Group has substantially all of the economic benefits from use of the asset through the period of the lease and (iii) the Group has the right to direct the use of the asset.

At the date of commencement of the lease, the Group recognizes a right-of-use asset ("ROU") and a corresponding lease liability for all lease arrangements in which it is a lessee, except for leases with a term of twelve months or less (short-term leases) and low value leases. For these short-term and low value leases, the Group recognizes the lease payments as an operating expense on a straight-line basis over the term of the lease.

Certain lease arrangements includes the options to extend or terminate the lease before the end of the lease term. ROU assets and lease liabilities includes these options when it is reasonably certain that they will be exercised.

The right-of-use assets are initially recognized at cost, which comprises the initial amount of the lease liability adjusted for any lease payments made at or prior to the commencement date of the lease plus any initial direct costs less any lease incentives. They are subsequently measured at cost less accumulated depreciation and impairment losses.

Right-of-use assets are depreciated from the commencement date on a straight-line basis over the shorter of the lease term and useful life of the underlying asset. Right of use assets are evaluated for recoverability whenever events or changes in circumstances indicate that their carrying amounts may not be recoverable. For the purpose of impairment testing, the recoverable amount (i.e. the higher of the fair value less cost to sell and the value-in-use) is determined on an individual asset basis unless the asset does not generate cash flows that are largely independent of those from other assets. In such cases, the recoverable amount is determined for the Cash Generating Unit (CGU) to which the asset belongs.

The lease liability is initially measured at amortized cost at the present value of the future lease payments. The lease payments are discounted using the interest rate implicit in the lease or, if not readily determinable, using the incremental borrowing rates in the country of domicile of these leases. Lease liabilities are re-measured with a corresponding adjustment to the related right of use asset if the Group changes its assessment if whether it will exercise an extension or a termination option.

Lease liability and ROU asset have been separately presented in the Balance Sheet and lease payments have been classified as financing cash flows.

Under Ind AS 17

In the comparative period, Leases are classified as finance leases whenever the terms of the lease transfer substantially all the risks and rewards of ownership to the lessee.

The determination of whether an arrangement is (or contains) a lease is based on the substance of the arrangement at the inception of the lease. The arrangement is, or contains, a lease if fulfilment of the arrangement is dependent on the use of a specific asset or assets and the arrangement conveys a right to use the asset or assets, even if that right is not explicitly specified in an arrangement

Operating leases (where the Group is the lessee)

Leases, where the lessor effectively retains substantially all the risks and benefits of ownership of the leased item are classified as operating leases. Operating lease payments are recognized as an expense in the statement of profit and loss on a straight-line basis over the lease term.

NOTES TO THE CONSOLIDATED FINANCIAL STATEMENTS FOR THE YEAR ENDED MARCH 31, 2020

(All amounts are in crores of Indian Rupees, unless otherwise stated)

Operating leases (where the Group is the lessor)

Leases in which the Group does not transfer substantially all the risks and benefits of ownership of the asset are classified as operating leases. Lease income on an operating lease is recognized in the statement of profit and loss on a straight-line basis over the lease term. Costs, including depreciation, are recognized as an expense in the statement of profit and loss. Initial direct costs such as legal costs, brokerage costs, etc. are recognized immediately in the statement of profit and loss.

p) Cash and Cash equivalents

Cash and cash equivalent in the balance sheet comprise cash at banks and on hand and short-term deposits with an original maturity of three months or less, which are subject to an insignificant risk of changes in value.

For the purpose of the consolidated statement of cash flows, cash and cash equivalents consist of cash and short-term deposits, as defined above, net of outstanding bank overdrafts as they are considered an integral part of the Group's cash management operations.

q) Foreign currency transactions

The Group's consolidated financial statements are presented in Indian Rupees, which is the Holding Company's and subsidiaries functional currency.

Initial recognition

Foreign currency transactions are recorded in the functional currency, by applying to the foreign currency amount the exchange rate between the functional currency and the foreign currency at the date of the transaction.

Conversion

Foreign currency monetary items are translated using the closing rate. Non-monetary items which are carried in terms of historical cost denominated in a foreign currency are translated using the exchange rate at the date of the transaction. Non-monetary items which are carried at fair value denominated in a foreign currency are translated using the exchange rates that existed when the values were determined.

Exchange differences

All exchange differences arising on settlement / conversion of foreign currency monetary items are included in the statement of profit and loss.

r) Fair value measurement

Fair value is the price that would be received to sell an asset or paid to transfer a liability in an orderly transaction between market participants at the measurement date. The fair value measurement is based on the presumption that the transaction to sell the asset or transfer the liability takes place either:

- In the principal market for the asset or liability, or
- In the absence of a principal market, in the most advantageous market for the asset or liability.
- The principal or the most advantageous market must be accessible by the Group.

The fair value of an asset or a liability is measured using the assumptions that market participants would use when pricing the asset or liability, assuming that market participants act in their economic best interest.

A fair value measurement of a non-financial asset takes into account a market participant's ability to generate economic benefits by using the asset in its highest and best use or by selling it to another market participant that would use the asset in its highest and best use.

The Group uses valuation techniques that are appropriate in the circumstances and for which sufficient data are available to measure fair value, maximizing the use of relevant observable inputs and minimizing the use of unobservable inputs.

NOTES TO THE CONSOLIDATED FINANCIAL STATEMENTS FOR THE YEAR ENDED MARCH 31, 2020

(All amounts are in crores of Indian Rupees, unless otherwise stated)

All assets and liabilities for which fair value is measured or disclosed in the financial statements are categorized within the fair value hierarchy, described as follows, based on the lowest level input that is significant to the fair value measurement as a whole:

Level 1 - Quoted (unadjusted) market prices in active markets for identical assets or liabilities.

Level 2 - Valuation techniques for which the lowest level input that is significant to the fair value measurement is directly or indirectly observable.

Level 3 - Valuation techniques for which the lowest level input that is significant to the fair value measurement is unobservable.

For assets and liabilities that are recognized in the financial statements on a recurring basis, the Group determines whether transfers have occurred between levels in the hierarchy by re-assessing categorization (based on the lowest level input that is significant to the fair value measurement as a whole) at the end of each reporting period.

For the purpose of fair value disclosures, the Group has determined classes of assets and liabilities on the basis of the nature, characteristics and risks of the asset or liability and the level of the fair value hierarchy as explained above.

This note summarizes accounting policy for fair value. Other fair value related disclosures are given in the Note No. 36 and 37 of the financial statements.

s) Provisions

A provision is recognized when the Group has a present obligation as a result of past event, it is probable that an outflow of resources embodying economic benefits will be required to settle the obligation and a reliable estimate can be made of the amount of the obligation. If the effect of the time value of money is material, provisions are discounted using a current pre-tax rate that reflects, when appropriate, the risks specific to the liability. These estimates are reviewed at each reporting date and adjusted to reflect the current best estimates. The expense relating to a provision is presented in the statement of profit and loss.

t) Financial Instruments:

A financial instrument is any contract that gives rise to a financial asset of one entity and a financial liability or equity instrument of another entity.

Financial assets

Initial recognition and measurement

All financial assets are recognised initially at fair value plus, in the case of financial assets not recorded at fair value through profit or loss, transaction costs that are attributable to the acquisition of the financial asset.

Subsequent measurement

For purposes of subsequent measurement, financial assets are classified in three categories:

- Debt instruments at amortized cost
- Debt instruments at fair value through profit or loss (FVTPL)
- Debt instruments at fair value through other comprehensive income (FVTOCI)

Debt instruments at amortized cost

A 'debt instrument' is measured at the amortized cost if both the following conditions are met:

- The asset is held within a business model whose objective is to hold assets for collecting contractual cash flows, and
- Contractual terms of the asset give rise on specified dates to cash flows that are solely payments of principal and interest (SPPI) on the principal amount outstanding.

NOTES TO THE CONSOLIDATED FINANCIAL STATEMENTS FOR THE YEAR ENDED MARCH 31, 2020

(All amounts are in crores of Indian Rupees, unless otherwise stated)

After initial measurement, such financial assets are subsequently measured at amortized cost using the effective interest rate (EIR) method. Amortized cost is calculated by taking into account any discount or premium on acquisition and fees or costs that are an integral part of the EIR. The EIR amortization is included in finance income in the profit or loss. The losses arising from impairment are recognised in the profit or loss.

Debt instrument at FVTPL

Financial liabilities are classified as at FVTPL when the financial liability is held for trading or it is designated as at FVTPL.

In addition, the Group may elect to classify a debt instrument, which otherwise meets amortized cost or FVTOCI criteria, as at FVTPL. However, the Group doesn't have any debt instruments that qualify for FVTOCI classification.

Debt instruments included within the FVTPL category are measured at fair value with all changes recognized in the statement of profit and loss account. The Group does not have any financial asset under this category.

Equity investments

All equity investments in scope of Ind AS 109 are measured at fair value. Equity instruments which are held for trading are classified as at FVTPL. For all other equity instruments, the Group decides to classify the same either as at FVTOCI or FVTPL. However there are no such instruments that have been classified through FVTOCI and all equity instruments are routed through FVTPL.

Equity instruments included within the FVTPL category are measured at fair value with all changes recognized in the P&L.

Equity investment in Joint Venture

Investment in joint venture is accounted using equity method in the consolidated financial statements as mandated under Ind AS 28.

Derecognition

A financial asset (or, where applicable, a part of a financial asset or part of a group of similar financial assets) is primarily derecognized (i.e. removed from the Group's consolidated balance sheet) when:

- The rights to receive cash flows from the asset have expired, or
- The Group has transferred its rights to receive cash flows from the asset or has assumed an obligation to pay the received cash flows in full without material delay to a third party under a 'pass-through' arrangement; and either (a) the Group has transferred substantially all the risks and rewards of the asset, or (b) the Group has neither transferred nor retained substantially all the risks and rewards of the asset, but has transferred control of the asset.

Impairment of financial assets

In accordance with Ind AS 109, the Group applies expected credit loss (ECL) model for measurement and recognition of impairment loss on the following financial assets and credit risk exposure:

- Financial assets that are debt instruments, and are measured at amortized cost e.g. debt securities, deposits, trade receivables and bank balance.
- Trade receivables or any contractual right to receive cash or another financial asset that result from transactions that are within the scope of Ind AS 18.

The Group follows 'simplified approach' for recognition of impairment loss allowance on Trade receivables.

The application of simplified approach does not require the Group to track changes in credit risk. Rather, it recognizes impairment loss allowance based on lifetime ECLs at each reporting date, right from its initial recognition.

NOTES TO THE CONSOLIDATED FINANCIAL STATEMENTS FOR THE YEAR ENDED MARCH 31, 2020

(All amounts are in crores of Indian Rupees, unless otherwise stated)

For recognition of impairment loss on other financial assets and risk exposure, the Group determines that whether there has been a significant increase in the credit risk since initial recognition. If credit risk has not increased significantly, 12-month ECL is used to provide for impairment loss. However, if credit risk has increased significantly, lifetime ECL is used. If, in a subsequent period, credit quality of the instrument improves such that there is no longer a significant increase in credit risk since initial recognition, then the entity reverts to recognizing impairment loss allowance based on 12-month ECL.

Lifetime ECL are the expected credit losses resulting from all possible default events over the expected life of a financial instrument. The 12-month ECL is a portion of the lifetime ECL which results from default events that are possible within 12 months after the reporting date.

ECL is the difference between all contractual cash flows that are due to the Group in accordance with the contract and all the cash flows that the entity expects to receive (i.e., all cash shortfalls), discounted at the original EIR. When estimating the cash flows, an entity is required to consider:

- All contractual terms of the financial instrument (including prepayment, extension, call and similar options) over the expected life of the financial instrument. However, in rare cases when the expected life of the financial instrument cannot be estimated reliably, then the entity is required to use the remaining contractual term of the financial instrument.
- Cash flows from the sale of collateral held or other credit enhancements that are integral to the contractual terms.
- As a practical expedient, the Group uses a provision matrix to determine impairment loss allowance on portfolio of its trade receivables. The provision matrix is based on its historically observed default rates over the expected life of the trade receivables and is adjusted for forward-looking estimates. At every reporting date, the historical observed default rates are updated and changes in the forward-looking estimates are analyzed.

ECL impairment loss allowance (or reversal) recognized during the period is recognized as income/ expense in the statement of profit and loss (P&L). This amount is reflected under the head 'other expenses' in the P&L. The balance sheet presentation for various financial instruments is described below:

- Financial assets measured as at amortized cost: ECL is presented as an allowance, i.e., as an integral part of the measurement of those assets in the balance sheet. The allowance reduces the net carrying amount. Until the asset meets write-off criteria, the Group does not reduce impairment allowance from the gross carrying amount.

For assessing increase in credit risk and impairment loss, the Group combines financial instruments on the basis of shared credit risk characteristics with the objective of facilitating an analysis that is designed to enable significant increases in credit risk to be identified on a timely basis.

Financial liabilities

Initial recognition and measurement

The Group's financial liabilities include deposits, and trade and other payables. These are recognized initially at amortized cost net of directly attributable transaction costs.

Subsequent measurement

After initial recognition, they are subsequently measured at amortized cost using the EIR method. Gains and losses are recognised in profit or loss when the liabilities are derecognized as well as through the EIR amortization process.

The EIR amortization is included as finance costs in the statement of profit and loss.

Derecognition

A financial liability is derecognized when the obligation under the liability is discharged or cancelled or expires.

NOTES TO THE CONSOLIDATED FINANCIAL STATEMENTS FOR THE YEAR ENDED MARCH 31, 2020

(All amounts are in crores of Indian Rupees, unless otherwise stated)

Financial guarantee contracts

Financial guarantee contracts issued by the group are those contracts that require a payment to be made to reimburse the holder for a loss it incurs because the specified debtor fails to make a payment when due in accordance with the terms of a debt instrument. Financial guarantee contracts are recognised initially as a liability at fair value, adjusted for transaction costs that are directly attributable to the issuance of the guarantee. Subsequently, the liability is measured at the higher of the amount of loss allowance determined as per impairment requirements of Ind AS 109 and the amount recognised less cumulative amortisation.

u) Offsetting of financial instruments

Financial assets and financial liabilities are offset and the net amount is reported in the consolidated balance sheet if there is a currently enforceable legal right to offset the recognised amounts and there is an intention to settle on a net basis, to realize the assets and settle the liabilities simultaneously.

v) Contingent liabilities

A contingent liability is a possible obligation that arises from past events whose existence will be confirmed by the occurrence or non-occurrence of one or more uncertain future events beyond the control of the Group or a present obligation that is not recognized because it is not probable that an outflow of resources will be required to settle the obligation. A contingent liability also arises in extremely rare cases where there is a liability that cannot be recognized because it cannot be measured reliably. The Group does not recognize a contingent liability but discloses its existence in the financial statements.

w) Government Grants

Government grants are recognised where there is reasonable assurance that the grant will be received and all attached conditions will be complied with. When the grant relates to an asset, it is recognised as income in equal amounts over the expected useful life of the related asset.

When the Group receives grants of non-monetary assets, the asset and the grant are recorded at fair value amounts and depreciated / released to profit or loss over the expected useful life in a pattern of consumption of the benefit of the underlying asset.

x) Inventories

Inventories are valued at the lower of cost and net realisable value.

Costs include the cost incurred in bringing each product to its present location and condition. Net realisable value is the estimated selling price in the ordinary course of business, less estimated costs of completion and the estimated costs necessary to make the sale. Cost of good is determined on a FIFO basis.

y) Segment reporting

Based on internal reporting provided to the Chief operating decision maker, the Group's operations predominantly related to Media and Entertainment and, accordingly, this is the only operating segment. The management committee reviews and monitors the operating results of the business segment for the purpose of making decisions about resource allocation and performance assessment using profit or loss and return on capital employed.

z) Recent accounting pronouncements

The financial statements have been prepared in accordance with Indian Accounting Standards (Ind AS) notified under the Section 133 of the 2013 Act read with the Companies (Indian Accounting Standards) Rules 2015 and other relevant provisions of the 2013 Act.

NOTES TO THE CONSOLIDATED FINANCIAL STATEMENTS FOR THE YEAR ENDED MARCH 31, 2020

(All amounts are in crores of Indian Rupees, unless otherwise stated)

Except for the changes below, the Group has consistently applied accounting policies to all periods:

Ind AS 12 Appendix C, Uncertainty over Income Tax Treatments :

On March 30, 2019, Ministry of Corporate Affairs has notified Ind AS 12 Appendix C, Uncertainty over Income Tax Treatments which is to be applied while performing the determination of taxable profit (or loss), tax bases, unused tax losses, unused tax credits and tax rates, when there is uncertainty over income tax treatments under Ind AS 12. According to the appendix, companies need to determine the probability of the relevant tax authority accepting each tax treatment, or group of tax treatments, that the companies have used or plan to use in their income tax filing which has to be considered to compute the most likely amount or the expected value of the tax treatment when determining taxable profit (tax loss), tax bases, unused tax losses, unused tax credits and tax rates.

The standard permits two possible methods of transition:

- i) Full retrospective approach – Under this approach, Appendix C will be applied retrospectively to each prior reporting period presented in accordance with Ind AS 8 – Accounting Policies, Changes in Accounting Estimates and Errors, without using hindsight
- ii) Retrospectively with cumulative effect of initially applying Appendix C recognized by adjusting equity on initial application, without adjusting comparatives. The effective date for adoption of Ind AS 12 Appendix C is annual periods beginning on or after April 1, 2019. The Group has evaluated the effect of this amendment on the financial statements and concluded that there is no significant impact.

Amendment to Ind AS 12 – Income taxes: On March 30, 2019, Ministry of Corporate Affairs issued amendments to the guidance in Ind AS 12, 'Income Taxes', in connection with accounting for dividend distribution taxes.

The amendment clarifies that an entity shall recognise the income tax consequences of dividends in profit or loss, other comprehensive income or equity according to where the entity originally recognised those past transactions or events. Effective date for application of this amendment is annual period beginning on or after April 1, 2019. The Group has evaluated the effect of this amendment on the financial statements and concluded that there is no significant impact.

- ii) **Amendment to Ind AS 19 – plan amendment, curtailment or settlement:** On March 30, 2019, Ministry of Corporate Affairs issued amendments to Ind AS 19, 'Employee Benefits', in connection with accounting for plan amendments, curtailments and settlements.

The amendments require an entity:

- to use updated assumptions to determine current service cost and net interest for the remainder of the period after a plan amendment, curtailment or settlement; and
- to recognise in profit or loss as part of past service cost, or a gain or loss on settlement, any reduction in a surplus, even if that surplus was not previously recognised because of the impact of the asset ceiling.

Effective date for application of this amendment is annual period beginning on or after April 1, 2019. The Group has evaluated the effect of this amendment on the financial statements and concluded that this amendment is currently not applicable.

iii) INDAS 116 - Leases

Effective April 1, 2019, the Group adopted Ind AS 116 "Leases" and applied the standard to all lease contracts existing on April 1, 2019. Consequently, the Group recorded the lease liability at the present value of the lease payments discounted at the incremental borrowing rate and the right of use asset an amount equal to the lease liability, adjusted by the amount of any prepaid or accrued lease payments relating to that lease recognised in the balance sheet immediately before the date of initial application. Comparatives as at and for the year ended March 31, 2019 have not been retrospectively adjusted and therefore will continue to be reported under the accounting policies included as part of our Annual Report for year ended March 31, 2020.

NOTES TO THE CONSOLIDATED FINANCIAL STATEMENTS FOR THE YEAR ENDED MARCH 31, 2020

(All amounts are in crores of Indian Rupees, unless otherwise stated)

aa) Significant accounting judgements, estimates and assumptions

The preparation of the Group's Consolidated Financial Statements requires management to make judgements, estimates and assumptions that affect the reported amounts of revenues, expenses, assets and liabilities, and the accompanying disclosures, and the disclosure of contingent liabilities. Uncertainty about these assumptions and estimates could result in outcomes that require a material adjustment to the carrying amount of assets or liabilities affected in future periods.

Judgements

In the process of applying the Group's accounting policies, management has made the following judgements, which have the most significant effect on the amounts recognised in the Consolidated Financial Statements:

Amortisation of intangibles

Acquired Satellite Rights for the broadcast of feature films and other long-form programming such as multi-episode television serials are stated at cost. Future revenues cannot be estimated with any reasonable accuracy as these are susceptible to a variety of factors, such as the level of market acceptance of television products, programming viewership, advertising rates etc., and accordingly cost related to film is fully expensed on the date of first telecast of the film and the cost related to program broadcasting rights / multi episodes series are amortized based on the telecasted episodes.

Estimates and assumptions

The key assumptions concerning the future and other key sources of estimation uncertainty at the reporting date, that have a significant risk of causing a material adjustment to the carrying amounts of assets and liabilities within the next financial year, are described below. The Company based its assumptions and estimates on parameters available when the Standalone Financial Statements were prepared. Existing circumstances and assumptions about future developments, however, may change due to market changes or circumstances arising that are beyond the control of the Company. Such changes are reflected in the assumptions when they occur.

Provision for taxes

The Group's tax expense for the year is the sum of the total current and deferred tax charges. The calculation of the total tax expense necessarily involves a degree of estimation and judgement in respect of certain items. A deferred tax asset is recognised when it has become probable that future taxable profit will allow the deferred tax asset to be recovered. Significant management judgement is required to determine the amount of deferred tax assets that can be recognised, based upon the likely timing and the level of future taxable profits together with future tax planning strategies.

Defined benefit plans (gratuity benefits)

The cost of the defined benefit gratuity plan and other post-employment leave encashment benefit and the present value of the gratuity obligation are determined using actuarial valuations. An actuarial valuation involves making various assumptions that may differ from actual developments in the future. These include the determination of the discount rate, future salary increases and mortality rates. Due to the complexities involved in the valuation and its long-term nature, a defined benefit obligation is highly sensitive to changes in these assumptions. All assumptions are reviewed at each reporting date.

Going concern evaluation

The Group is debt free and based on estimation of revenues and cash flows for a 12 month period from the date of approval of these financial statements, the management has assessed and concluded that preparation of these financial statements on a going concern basis is appropriate. Also refer note 43 for impact of COVID 19 on its financial statements.

NOTES TO THE CONSOLIDATED FINANCIAL STATEMENTS FOR THE YEAR ENDED MARCH 31, 2020

(All amounts are in crores of Indian Rupees, unless otherwise stated)

Note 3 - Property, Plant & Equipment

Particulars	Freehold Land	Buildings	Plant & Machinery	Office Equipment	Furniture and Fittings	Leasehold Improvements	Motor Vehicles	Total
Gross Block								
At April 1, 2018	87.73	184.38	518.47	47.19	40.34	8.15	13.29	899.56
Additions	-	-	25.40	3.49	0.26	2.78	6.18	38.10
Transfer to Investment Properties (Note - 4)	-	-	-	-	-	-	-	-
Transfer from Investment Properties (Note - 4)	-	-	-	-	-	-	-	-
Disposals	-	-	(0.63)	(0.07)	-	-	(1.20)	(1.90)
At March 31, 2019	87.73	184.38	543.24	50.61	40.60	10.93	18.27	935.77
Additions	-	0.57	21.86	1.31	0.13	0.47	9.23	33.56
Transfer to Investment Properties (Note - 4)	-	(0.06)	-	-	-	-	-	(0.06)
Transfer from Investment Properties (Note - 4)	-	3.33	-	-	-	-	-	3.33
Disposals	-	-	(1.07)	(0.21)	(0.03)	-	(1.69)	(3.00)
At March 31, 2020	87.73	188.22	564.03	51.71	40.70	11.40	25.81	969.60
Depreciation								
At April 1, 2018	-	35.55	103.51	14.96	18.13	7.01	3.47	182.63
Charge for the year (Refer Note - 27)	-	9.74	46.00	5.13	4.09	1.56	3.63	70.15
Transfer to Investment Properties (Note - 4)	-	-	-	-	-	-	-	-
Transfer from Investment Properties (Note - 4)	-	-	-	-	-	-	-	-
Disposals	-	-	(0.43)	(0.04)	-	-	(0.74)	(1.21)
At March 31, 2019	-	45.29	149.08	20.05	22.22	8.57	6.36	251.57
Charge for the year (Refer Note - 27)	-	8.93	47.34	4.39	3.35	1.08	3.29	68.38
Transfer to Investment Properties (Note - 4)	-	(0.02)	-	-	-	-	-	(0.02)
Transfer from Investment Properties (Note - 4)	-	0.98	-	-	-	-	-	0.98
Disposals	-	-	(0.81)	(0.11)	(0.02)	-	(1.26)	(2.20)
At March 31, 2020	-	55.18	195.61	24.33	25.55	9.65	8.39	318.71
Net Block								
At March 31, 2019	87.73	139.09	394.16	30.56	18.38	2.37	11.92	684.19
At March 31, 2020	87.73	133.04	368.42	27.38	15.15	1.75	17.42	650.89

Refer 2(e) for accounting policy relating to Property, Plant and Equipment

NOTES TO THE CONSOLIDATED FINANCIAL STATEMENTS FOR THE YEAR ENDED MARCH 31, 2020

*(All amounts are in crores of Indian Rupees, unless otherwise stated)***Note 4. Investment Properties**

Particulars	Amount
Cost	
Opening balance at April 1, 2018	14.68
Additions during the year	-
Transfer from Property, Plant & Equipment (PP&E) (Refer note 3)	-
Transfer to Property, Plant & Equipment (PP&E) (Refer note 3)	-
Closing balance as at March 31, 2019	14.68
Additions during the year	-
Transfer from Property, Plant & Equipment (PP&E) (Refer note 3)	0.06
Transfer to Property, Plant & Equipment (PP&E) (Refer note 3)	(3.33)
Closing balance as at March 31, 2020	11.41
Depreciation and impairment	
Opening balance at April 1, 2018	2.68
Depreciation during the year	0.74
Transfer from Property, Plant & Equipment (PP&E) (Refer note 3)	-
Transfer to Property, Plant & Equipment (PP&E) (Refer note 3)	-
Closing balance as at March 31, 2019	3.42
Depreciation during the year	0.67
Transfer from Property, Plant & Equipment (PP&E) (Refer note 3)	0.02
Transfer to Property, Plant & Equipment (PP&E) (Refer note 3)	(0.98)
Closing balance as at March 31, 2020	3.13
Net Block	
As at March 31, 2019	11.26
As at March 31, 2020	8.28

Information regarding income and expenditure of Investment properties

Particulars	March 31, 2020	March 31, 2019
Rental income derived from investment properties	4.16	3.90
Direct operating expenses (including repairs and maintenance) generating rental income	1.31	1.16
Profit arising from investment properties before depreciation and indirect expenses	2.85	2.74
Less – Depreciation (Refer note 27)	0.69	0.74
Profit arising from investment properties before indirect expenses	2.16	2.00

Fair value hierarchy disclosures for investment properties have been provided in **Note 37**.

NOTES TO THE CONSOLIDATED FINANCIAL STATEMENTS FOR THE YEAR ENDED MARCH 31, 2020

(All amounts are in crores of Indian Rupees, unless otherwise stated)

Note 5 - Intangible Assets

Particulars	Film and Program Broadcasting Rights	Film production costs, Distribution and Related Rights	Computer Software	Licenses	Total
Gross Block					
As at April 1, 2018	1,331.16	7.50	17.06	159.04	1,514.76
Additions	315.29	206.21	3.61	58.83	583.94
Disposals	(11.37)	-	-	-	(11.37)
At March 31, 2019	1,635.08	213.71	20.67	217.87	2,087.33
Additions	529.73	48.56	0.80	-	579.09
Disposals	(14.97)	-	-	-	(14.97)
At March 31, 2020	2,149.84	262.27	21.47	217.87	2,651.45

Amortization and Impairment

At April 1, 2018	1,044.88	7.50	10.55	32.07	1,095.00
Charge for the year (Refer Note - 27)	376.31	195.90	6.26	13.45	591.92
Disposals	(11.37)	-	-	-	(11.37)
At March 31, 2019	1,409.82	203.40	16.81	45.52	1,675.55
Charge for the year (Refer Note - 27)	526.34	58.87	3.44	14.51	603.16
Disposals	(14.97)	-	-	-	(14.97)
At March 31, 2020	1,921.19	262.27	20.25	60.03	2,263.74

Net Block

At March 31, 2019	225.26	10.31	3.86	172.35	411.78
At March 31, 2020	228.65	-	1.22	157.84	387.71

Note 5A . Right to use assets

Particulars	Buildings	Total
Gross carrying amount		
As at April 1, 2019		
Opening gross carrying amount	120.21	120.21
Additions	1.48	1.48
Disposals	-	-
Closing gross carrying amount	121.69	121.69
Accumulated amortisation		
Depreciation charge during the year (Refer Note.27)	27.98	27.98
Disposals	-	-
Closing accumulated depreciation	27.98	27.98
Net carrying amount as on March 31, 2020	93.71	93.71

The aggregate depreciation expense on right to use assets is included under depreciation and amortization expense in the Statement of Profit and Loss under note 27.

NOTES TO THE CONSOLIDATED FINANCIAL STATEMENTS FOR THE YEAR ENDED MARCH 31, 2020*(All amounts are in crores of Indian Rupees, unless otherwise stated)***Note 6. Information on Joint Venture****South Asia FM Limited**

The Group has a 59.44% interest in South Asia FM Limited. South Asia FM Limited is engaged in producing and broadcasting of FM radio software programming in Indian regional languages. The Group's interest in South Asia FM Limited is accounted for using the equity method in the consolidated financial statements. The information of other investees of South Asia FM Limited are also part of the disclosure below. Summarised financial information of the joint venture, based on its Ind AS financial statements, and reconciliation with the carrying amount of the investment in consolidated financial statements are set out below:

Summarised Balance Sheet as at March 31, 2020:

Particulars	March 31, 2020	March 31, 2019
Current assets	176.53	199.08
Non-current assets	687.47	604.19
Current liabilities	(70.25)	(51.96)
Non-current liabilities	(50.78)	(1.56)
Equity	742.96	749.75
Proportion of the Group's ownership	59.44%	59.44%
Carrying amount of the investment #	441.62	445.65

Represented by 22,69,92,000 (March 31 2019- 22,69,92,000) fully paid up equity shares of Rs. 10/- each and 14,01,00,410 (March 31 2019- 14,01,00,410) fully paid 0.1% Compulsorily Convertible Preference Shares of Rs. 10/- each

Summarised Consolidated statement of profit and loss of the South Asia FM Limited

	March 31, 2020	March 31, 2019
Total Income	152.84	161.81
Expenses	(143.20)	(128.78)
Profit before tax	9.65	33.03
Income tax expense	0.08	(7.59)
Profit for the year before share of profit from Associates	9.73	25.44
Share of Profits from Associates	(16.74)	0.49
Profit for the year	(7.02)	25.93
Other Comprehensive income	0.24	(0.27)
Total Comprehensive income	(6.78)	25.66
Group's share of profit for the year	(4.17)	15.41
Other Comprehensive income	0.14	(0.16)
Group's share of total comprehensive income	(4.03)	15.25

NOTES TO THE CONSOLIDATED FINANCIAL STATEMENTS FOR THE YEAR ENDED MARCH 31, 2020

(All amounts are in crores of Indian Rupees, unless otherwise stated)

Note 7. Financial assets (non-current)

Note 7A . Investments - Non Current

Particulars	As at March 31, 2020	As at March 31, 2019
Investments in Debt Instruments		
Investment in 12% Non convertible Cumulative Redeemable Preference Shares of Rs. 10/- each in Udaya FM Private Limited - Nil shares (Previous year - 3,27,381) fully paid at fair value (unquoted) (Refer note 7A.1)	(A) -	3.96
Investment in Tax Free Bonds at amortised cost (unquoted) (Refer note 7A.2)	(B) 198.72	232.02
Investment in Bonds at Fair value (Refer Note 7A.3)	(C) 25.59	-
Investment in Non Convertible debentures at fair value (quoted) (Refer Note 7A.4)	(D) 53.18	25.41
Total	277.49	261.39

Note 7B . Other Financial Assets

Particulars	As at March 31, 2020	As at March 31, 2019
Unsecured, Considered good:		
Rental and other deposits	8.07	8.11
Deposits with Government agencies	5.46	5.39
Balances with banks held as margin money*	0.01	0.01
Total Other Financial assets at Amortised Cost	(E) 13.54	13.51

* These balances represents deposits with bank with original maturity beyond 12 months.

Total Financial Assets at fair value	(A + C + D)	78.77	29.37
Total Financial Assets at Amortised Cost	(B + E)	212.26	245.53

Note 7A.1 - Investment in Preference Shares

Description of valuation techniques used and key inputs to valuation on investment in preference shares:

During the current year, The Group has sold the investments in preference shares of Udaya FM.

The valuation for Preference shares of Udaya FM Private Limited upto March 31, 2019 were based on valuations performed by a Chartered Accountant.

The Group has disclosed fair value of the investment in Cumulative Non Convertible Redeemable preference shares based on computing the total entitlement of Preference shareholders as below:

The preference shareholders are entitled for a dividend of 12% on the shares held by them for the year 2017-18 as at March 31, 2019. Preference shareholder paid Rs. 120/- for each preference share issued by the Group consisting of Rs. 10/- as face value and Rs. 110/- as premium. Total entitlement of preference shareholders amounts to Rs. 121.20 per share including 2017-18 unpaid dividend, which is considered as value per share.

Fair value hierarchy disclosures for investment in preference shares have been provided in Note 37.

NOTES TO THE CONSOLIDATED FINANCIAL STATEMENTS FOR THE YEAR ENDED MARCH 31, 2020*(All amounts are in crores of Indian Rupees, unless otherwise stated)***Note 7A.2 - Investment in tax free bonds**

Particulars	As at March 31, 2020		
	No of Units	Face Value(INR)	Carrying Value
Unquoted Tax free bonds			
Housing and Urban Development Corporation Ltd-8.10%	4,59,100	1,000.00	47.32
India Infrastructure Finance Company Limited-6.86%	2,00,000	1,000.00	20.22
India Infrastructure Finance Company Limited-8.41%	50,000	1,000.00	5.33
Indian Railway Finance Corporation Limited-6.72%*	3,100	1,00,000.00	31.09
Indian Railway Finance Corporation Limited-7.18%	2,00,000	1,000.00	20.40
Indian Railway Finance Corporation Limited-8.00%	2,20,000	1,000.00	22.70
National Bank for Agriculture and Rural Development-7.04%	40,000	1,000.00	4.11
National Highways Authority of India-8.27%	3,00,000	1,000.00	31.93
National Housing Bank-6.89%	11	10,00,000.00	1.11
National Housing Bank-7.17%	50	10,00,000.00	5.10
NTPC Limited-7.15%	50	10,00,000.00	5.18
Rural electrification corporation limited @ 8.01%	150	10,00,000.00	16.01
Rural electrification corporation limited @ 7.93%	1,30,000	1,000.00	13.74
Indian Railway Finance Corporation Limited-8.23%	50,000	1,000.00	5.56
Aggregate amount of unquoted investments			229.81

Particulars	As at March 31, 2019		
	No of Units	Face Value(INR)	Carrying Value
Unquoted Tax free bonds			
Housing and Urban Development Corporation Ltd-8.10%	4,59,100	1,000.00	47.99
India Infrastructure Finance Company Limited-6.86%	2,00,000	1,000.00	20.29
India Infrastructure Finance Company Limited-8.41%	50,000	1,000.00	5.41
Indian Railway Finance Corporation Limited-6.70%*	800	1,00,000.00	8.07
Indian Railway Finance Corporation Limited-6.72%	3,100	1,00,000.00	31.21
Indian Railway Finance Corporation Limited-7.18%	2,00,000	1,000.00	20.53
Indian Railway Finance Corporation Limited-8.00%	2,20,000	1,000.00	23.00
National Bank for Agriculture and Rural Development-7.04%	40,000	1,000.00	4.12
National Highways Authority of India-8.27%	3,00,000	1,000.00	32.31
National Housing Bank-6.89%	11	10,00,000.00	1.11
National Housing Bank-7.17%	50	10,00,000.00	5.13
NTPC Limited-7.15%	50	10,00,000.00	5.21
Rural electrification corporation limited @ 8.01%	150	10,00,000.00	16.19
Rural electrification corporation limited @ 7.93%	1,30,000	1,000.00	13.90
Indian Railway Finance Corporation Limited-8.23%	50,000	1,000.00	5.62
Aggregate amount of unquoted investments			240.09

Refer Note 7 for Non-current and Note 10* for Current Investments in tax free bonds. Fair value hierarchy disclosures for investment in tax free bonds have been provided in Note 37.

Note 7A.3- Investments in Bonds

During the current year, the Group has invested in 2,50,000 Bharat Bonds Exchange Traded Fund issued by Edelweiss Mutual Fund ("issuer"), having face value of Rs.1000/- per bond. These bonds listed on the Stock Exchange, carry the highest credit rating of AAA. These bonds have a defined maturity period and will mature on April, 2023 and at maturity, Company will get back the investments along with return indicated. The return on this investment will be realized either by holding the debentures till maturity or upon the sale of the same to another investor before the debentures are redeemed by the issuer.

The Group has irrevocably designated these debentures to be subsequently measured at FVTPL, in order to eliminate measurement inconsistency.

NOTES TO THE CONSOLIDATED FINANCIAL STATEMENTS FOR THE YEAR ENDED MARCH 31, 2020

(All amounts are in crores of Indian Rupees, unless otherwise stated)

Note 7A.4.1 - Investment in Non Convertible debentures issued by L & T Finance

The Group holds 250 listed redeemable non-convertible debentures with zero coupon debentures issued by L & T finance Ltd ("issuer"), having face value of Rs. 10,00,000 per debenture. The debentures are listed on the national stock exchange, carry the highest credit rating of AAA and will be redeemed at the rate of Rs. 11,79,663 per debenture on Jan 18, 2021. The return on this investment will be realised either by holding the debentures till maturity or upon the sale of the same to another investor before the debentures are redeemed by the issuer. The Group has irrevocably designated these debentures to be subsequently measured at FVTPL, in order to eliminate measurement inconsistency.

Fair value hierarchy disclosures for investment in Non Convertible debentures have been provided in Note 37.

Note 7A.4.2 - Investment in Non Convertible debentures issued by Axis Finance

During the current year, the Group invested in 250 redeemable non-convertible debentures issued by Axis Finance Ltd ("issuer"), having face value of Rs. 10,00,000 /- debenture and the principal is protected at maturity. These debentures listed on the National Stock Exchange, carry the highest credit rating of AAA and will be redeemed on June 30, 2022 at a price being the last traded (closing) price of 6.45 Gsec 2049 as on 30th May 2022. The return on this investment will be realised either by holding the debentures till maturity or upon the sale of the same to another investor before the debentures are redeemed by the issuer.

The Group has irrevocably designated these debentures to be subsequently measured at FVTPL, in order to eliminate measurement inconsistency.

Fair value hierarchy disclosures for investment in Non Convertible debentures have been provided in Note 37.

Note 8. Other current and non-current assets

Other non-current assets		As at March 31, 2020	As at March 31, 2019
Unsecured			
Capital advances			
Considered good		146.80	142.58
Credit Impaired		28.38	28.38
		175.18	170.96
Impairment allowance for doubtful capital advances		(28.38)	(28.38)
	(A)	146.80	142.58
Balances with Statutory / Government Authorities			
Considered good	(B)	60.18	60.18
Prepaid expenses		3.66	5.04
Others		0.07	0.06
	(C)	3.73	5.10
Total non-current assets	(A) + (B) + (C)	210.71	207.86

NOTES TO THE CONSOLIDATED FINANCIAL STATEMENTS FOR THE YEAR ENDED MARCH 31, 2020

(All amounts are in crores of Indian Rupees, unless otherwise stated)

Particulars		As at March 31, 2020	As at March 31, 2019
Advances recoverable			
Considered good		22.67	20.49
Credit Impaired		-	0.28
		22.67	20.77
Impairment allowance for doubtful advances		-	(0.28)
	(A)	22.67	20.49
Prepaid expenses	(B)	19.71	24.49
Balances with Statutory / Government Authorities	(C)	1.15	8.31
Others	(D)	0.40	0.72
Total current assets	(A) + (B) + (C) + (D)	43.93	54.01

Note 9. Inventories

Particulars		As at March 31, 2020	As at March 31, 2019
Consumables and media tapes		-	0.24
		-	0.24

Note 10. Financial assets (current)

Particulars		As at March 31, 2020	As at March 31, 2019
Investment in Equity Shares of CUB Ltd at fair value (Fully Paid)			
- Quoted- 7,31,599 shares (March 31,2019 - 7,31,599)		9.44	14.99
Investment in Tax Free Bonds at amortised cost (unquoted) (Refer Note 7A.2)		31.09	8.07
Investment in unquoted mutual funds at fair value (Refer Note 10.1)		1,932.39	2,070.42
Total FVTPL investments		1,972.92	2,093.48
Aggregate book value of quoted investments		9.44	14.99
Aggregate market value of quoted investments		9.44	14.99
Aggregate value of unquoted investments		1,963.48	2,078.49

Note 1 : Financial assets (current) includes the investment in AIKI Power of Rs.14,820 /-

NOTES TO THE CONSOLIDATED FINANCIAL STATEMENTS FOR THE YEAR ENDED MARCH 31, 2020

(All amounts are in crores of Indian Rupees, unless otherwise stated)

Note 10.1 Investment in unquoted mutual fund

Particulars	As at March 31, 2020		As at March 31, 2019	
	No of Units	Amount	No of Units	Amount
Unquoted Mutual Funds				
Aditya Birla Sun Life Fixed Term Plan-Series NR (1099 days)-Gr.Direct	-	-	2,00,00,000	24.27
Aditya Birla Sun Life Fixed Term Plan-Series NT (1099 days)-Gr.Direct	-	-	2,00,00,000	24.18
Aditya Birla Sun Life Fixed Term Plan-Series PT (1100 days)-Direct	50,00,000	5.89	50,00,000	5.42
Aditya Birla Sun Life Fixed Term Plan-Series PW (1100 days)- Direct Growth	50,00,000	5.92	50,00,000	5.44
Aditya Birla Sun Life Fixed Term Plan-Series OY (1218 days)-Direct	1,50,00,000	17.89	1,50,00,000	16.41
Aditya Birla Sun Life Fixed Term Plan-Series PH (1143 days)-Direct	50,00,000	5.91	50,00,000	5.42
Aditya Birla Sun Life Fixed Term Plan-Series PU (1463 days)-Direct	50,00,000	6.01	50,00,000	5.47
Aditya Birla Sun Life Fixed Term Plan-Series QS (1100 days)- Direct Growth	50,00,000	5.73	50,00,000	5.33
Aditya Birla Sun Life Banking & PSU Debt Fund-Growth Regular Plan	1,97,898	5.18	1,97,898	4.71
Aditya Birla Sun Life Savings Fund-Growth-Direct Plan	17,28,584	69.29	17,28,584	64.26
Aditya Birla Sun Life Money Manager Fund-Growth-Direct Plan	33,73,856	91.41	33,73,856	84.92
Axis Banking and PSU Debt Fund-Direct-Growth	6,51,277	126.41	5,18,620	91.77
Axis Banking Debt Fund-Growth(BDGPG)	-	-	36,547	6.39
Axis Fixed Term Plan-Series 95 (1185 Days) Direct Growth	50,00,000	5.88	50,00,000	5.38
Axis Fixed Term Plan-Series 100 (1172 Days) Direct Growth	50,00,000	5.62	50,00,000	5.13
Axis Fixed Term Plan-Series 104(1112 Days) Direct Growth	1,00,00,000	11.00	1,00,00,000	10.02
Axis Liquid Fund-Direct Growth (CF-DG)	3,60,740	79.52	1,38,801	28.78
Axis Arbitrage Fund-Direct Dividend Reinvestment	-	-	4,31,43,576	47.65
DHFL Pramerica Fixed Duration Fund-Series 29-Direct Plan-Growth	-	-	1,00,000	12.15
DHFL Pramerica Fixed Duration Fund-Series 31-Direct Plan-Growth	-	-	1,00,251	12.12
DHFL Pramerica Fixed Duration Fund-Series AP-Direct Plan-Growth	-	-	1,00,000	10.88
DHFL Pramerica Fixed Duration Fund-Series AU-Direct Plan-Growth	-	-	1,01,225	10.09
DHFL Pramerica Fixed Duration Fund Series BA-Direct Plan-Growth	-	-	50,000	5.42
DHFL Pramerica Fixed Duration Fund-Series BB-Direct Plan-Growth	-	-	50,000	5.35
DSP BlackRock FMP-Series 210-36M-Direct-Growth	64,54,673	7.95	64,54,673	7.39
Franklin India Fixed Maturity Plans-Series 1-Plan B-Direct-Growth	50,00,000	6.13	50,00,000	5.70
Franklin India Fixed Maturity Plans-Series 2-Plan A-Direct-Growth	1,00,00,000	11.88	1,00,00,000	10.90
Franklin India Fixed Maturity Plans-Series 2-Plan B-Direct-Growth	1,00,00,000	11.91	1,00,00,000	10.92
Franklin India Fixed Maturity Plans-Series 3-Plan B-Direct-Growth	50,00,000	5.92	50,00,000	5.42
Franklin Maturity Plans-Series 5-Plan E 1224 days-Direct-Growth	30,00,000	3.38	30,00,000	3.07
Franklin India Fixed Maturity Plans-Series 4-Plan C 1098 days- Direct-Growth	50,00,000	5.81	50,00,000	5.31
Franklin India Savings Fund Retail Option-Direct-Growth	79,45,301	30.12	29,92,211	10.51
Franklin India Ultra Short Bond Fund-Super Institutional Plan-Growth	-	-	51,02,424	13.40
Franklin Maturity Plans-Series 5-Plan A 1273 days-Direct-Growth	50,00,000	5.82	50,00,000	5.29
Franklin India Fixed Maturity Plans-Series 3-Plan F 1098 days- Direct-Growth	1,00,00,000	11.79	1,00,00,000	10.78
Franklin India Liquid Fund-Super Institutional Plan-Direct-Growth	-	-	26	0.01
Franklin Maturity Plans-Series 5-Plan D 1278 days-Direct-Growth	-	-	50,00,000	5.14
HDFC Arbitrage Fund-Wholesale Plan-Monthly Dividend-Direct Plan	-	-	2,04,00,633	21.35

NOTES TO THE CONSOLIDATED FINANCIAL STATEMENTS FOR THE YEAR ENDED MARCH 31, 2020

(All amounts are in crores of Indian Rupees, unless otherwise stated)

Particulars	As at March 31, 2020		As at March 31, 2019	
	No of Units	Amount	No of Units	Amount
HDFC Floating Rate Income Fund-Short Term Plan-Direct Plan-Wholesale Option-Growth Option	-	-	20,18,075	6.60
HDFC FMP 1167D January 2016 (1)-Regular-Growth	-	-	1,00,32,777	12.72
HDFC FMP 1183D January 2016 (1)-Regular-Growth-Series-35	-	-	1,00,06,421	12.72
HDFC Liquid Fund-Direct Plan-Growth Option	-	-	79,861	29.37
HDFC Liquid Fund-Regular Plan-Growth Option	5,529	2.15	5,529	2.02
HDFC Medium Term Debt Fund-Growth	-	-	12,48,546	4.60
HDFC Floating Rate Debt Fund-Wholesale Option-Regular Plan-Growth	-	-	57,27,332	18.62
HDFC Corporate Bond Fund-Direct-Growth	-	-	1,48,48,148	31.09
HSBC Cash Fund-Direct Growth	-	-	27,298	5.08
HDFC Short Term Debt Fund-Direct Plan-Growth Option	64,74,077	14.82	64,74,077	13.49
HDFC Money Market Fund-Direct Plan-Growth Option	0	0.00	38,364	15.04
HDFC Ultra Short Term Fund - Direct Growth	1,04,21,519	11.73	62,99,768	6.60
HSBC FTS 130-Growth Direct Plan-Tenure 1204 Days	50,00,000	5.93	50,00,000	5.46
ICICI Prudential Equity Arbitrage Fund-Direct Plan-Dividend	-	-	76,41,160	11.07
ICICI Prudential Fixed Maturity Plan Series 82-1236 Days Plan A Direct Plan	1,00,00,000	11.95	1,00,00,000	10.96
ICICI Prudential Fixed Maturity Plan Series-81-1185 Days Plan G-Direct Plan	1,00,00,000	12.35	1,00,00,000	11.43
ICICI Prudential Fixed Maturity Plan Series-81-1190 Days Plan F-Direct Plan-Cumulative	1,00,00,000	12.37	1,00,00,000	11.45
ICICI Prudential FMP Series 78-1168 Days Plan-I-Growth	-	-	50,15,595	6.41
ICICI Prudential FMP Series 78-1190 Days Plan E Regular Plan Cumulative	-	-	60,00,000	7.69
ICICI Prudential FMP Series 79-1104 Days Plan P Direct Plan Cumulative	-	-	1,00,00,000	11.99
ICICI Prudential FMP Series 79-1120 Days Plan J Direct Plan Cumulative	-	-	89,10,560	10.82
ICICI Prudential FMP Series 81-1178 Days Plan H Direct Plan Cumulative	66,87,059	8.24	66,87,059	7.63
ICICI Prudential Series-81-1205 Days Plan B-Direct Plan-Growth	-	-	1,00,00,000	11.47
ICICI Prudential Savings Fund-Direct Plan-Growth	14,83,037	57.89	14,83,037	53.56
ICICI Prudential Money Market Fund-Direct Plan-Growth	-	-	27,67,282	71.99
ICICI Prudential Short Term-Regular Plan-Growth Option	-	-	17,18,266	6.64
ICICI Prudential Fixed Maturity Plan Series 85-1175 Days Plan D Direct Plan	50,00,000	5.60	50,00,000	5.08
IDFC Arbitrage Fund- Monthly Dividend-(Direct Plan)	-	-	2,63,46,931	34.65
IDFC Corporate Bond Fund Direct-Growth	-	-	2,61,91,521	33.68
IDFC Corporate Bond Fund Regular Plan-Growth	60,38,876	8.32	1,09,67,655	13.96
IDFC Fixed Term Plan Series 152 Direct Plan-Growth (1452 Days)	50,00,000	5.79	50,00,000	5.40
IDFC Fixed Term Plan Series 159 Direct Plan-Growth (1098 Days)	60,63,654	6.97	60,63,654	6.48

NOTES TO THE CONSOLIDATED FINANCIAL STATEMENTS FOR THE YEAR ENDED MARCH 31, 2020

(All amounts are in crores of Indian Rupees, unless otherwise stated)

Particulars	As at March 31, 2020		As at March 31, 2019	
	No of Units	Amount	No of Units	Amount
IDFC Ultra Short Term Fund-Growth-(Direct Plan)	9,58,405	1.09	4,86,86,043	51.64
IDFC Yearly Series Inverval Fund Direct Plan-Series II-Growth	33,13,453	5.83	33,13,453	5.44
IDFC Bond Fund-Long Term Plan-Growth-(Regular Plan)	-	-	12,93,381	5.76
IDFC Banking & PSU Debt Fund-Regular Plan-Growth	-	-	49,57,187	7.97
IDFC Low Duration Fund-Growth-(Direct Plan)	1,56,40,632	45.19	1,56,40,632	41.83
IDFC Cash Fund-Growth-(Direct Plan)	-	-	1,11,093	25.18
IDFC Fixed Term Plan Series 176 Direct Plan-Growth (1170 Days)	50,00,000	5.60	50,00,000	5.09
Invesco India FMP Sr. 30 Plan A (1223 Days)-Direct Sub Plan Growth	1,00,00,000	11.91	1,00,00,000	10.93
Invesco India FMP Sr. 31 Plan D (1468 Days)-Growth Plan	50,00,000	5.98	50,00,000	5.44
Invesco India FMP Sr. 32 Plan A (1105 Days)-Direct Sub Plan Growth	50,00,000	5.87	50,00,000	5.38
Invesco India Corporate Bond Fund-Direct Plan Growth	2,02,209	48.68	49,672	10.87
Invesco India Money Market Fund-Direct Plan Growth	48,218	11.16	48,218	10.46
Invesco India FMP Sr. 32 Plan C (1099 Days)-Direct Sub Plan Growth	42,10,000	4.91	42,10,000	4.48
Invesco India Liquid Fund-Direct Plan Growth	-	-	98,333	25.30
Kotak Corporate Bond Fund Standard Growth (Regular Plan)	46,607	12.54	46,607	11.52
Kotak Corporate Bond Fund-Direct Plan-Growth	1,67,609	46.26	1,67,609	42.36
Kotak Equity Arbitrage Fund-Direct Plan-Fortnight Dividend	-	-	1,54,80,754	36.44
Kotak FMP Series 190-Growth	-	-	25,00,000	3.18
Kotak FMP Series 191-Growth	-	-	50,00,000	6.28
Kotak FMP Series 196 Direct-Growth	-	-	2,00,00,000	24.44
Kotak FMP Series 203-Direct Plan-Growth	1,00,00,000	12.28	1,00,00,000	11.42
Kotak FMP Series 204-Direct Plan-Growth	1,00,00,000	12.28	1,00,00,000	11.39
Kotak FMP Series 211 Direct-Growth	1,00,00,000	11.92	1,00,00,000	11.01
Kotak Money Market Scheme-Direct Plan-Growth	3,45,399	114.43	2,17,795	67.22
Kotak FMP Series 212 Direct-Growth	1,00,00,000	11.92	1,00,00,000	10.93
Kotak Low Duration Fund Standard Growth (Regular Plan)	-	-	82,159	18.79
L&T FMP Series 16-Plan A (1223 Days) Direct Growth	1,00,00,000	11.91	1,00,00,000	10.94
L&T FMP Series XVII-Plan B (1452 Days) Direct Growth	50,00,000	5.92	50,00,000	5.39
L&T Short Term Bond Fund Direct Plan-Growth	97,91,308	19.72	97,91,308	17.98
L&T Arbitrage Opportunities Fund Direct Monthly Dividend	-	-	2,02,86,015	20.89
L&T Banking and PSU Debt Fund Direct Plan-Growth	93,72,930	17.40	34,21,045	5.75
L&T Ultra Short Term Fund Direct Plan-Growth	-	-	64,36,083	20.04
Reliance Fixed Horizon Fund XXXIII Series 8-Direct Growth	-	-	1,05,00,000	12.06
Reliance Fixed Horizon Fund XXXIII-Series 10-Direct Growth Plan	-	-	1,50,07,329	17.19
Reliance Fixed Horizon Fund-XXXI-Series 7-Direct Growth Plan	-	-	2,00,00,000	24.40
Reliance Fixed Horizon Fund-XXXI-Series 8 -Direct Growth Plan	-	-	2,00,00,000	24.32
Reliance Fixed Horizon Fund-XXXI-Series 9 -Direct Growth Plan	-	-	2,00,00,000	24.20
Reliance Fixed Horizon Fund-XXX-Series 2-Growth Plan	-	-	80,03,144	10.25
Reliance Fixed Horizon Fund-XXXVII-Series 06-Direct Growth Plan	-	-	50,00,000	5.48
Reliance Fixed Horizon Fund-XXXVIII-Series 06-Direct Growth Plan	-	-	1,00,15,751	10.67
Reliance Fixed Horizon Fund-XXXVIII-Series 03-Direct Growth Plan	-	-	70,31,645	7.54
Reliance Arbitrage Fund-Direct Monthly Dividend Plan Reinvestment	-	-	55,59,723	6.11
Reliance Floating Rate Fund-Short Term Plan-Direct Growth Plan	-	-	24,89,306	7.50

NOTES TO THE CONSOLIDATED FINANCIAL STATEMENTS FOR THE YEAR ENDED MARCH 31, 2020

(All amounts are in crores of Indian Rupees, unless otherwise stated)

Particulars	As at March 31, 2020		As at March 31, 2019	
	No of Units	Amount	No of Units	Amount
Reliance Money Market Fund-Direct Growth Plan Growth Option	-	-	37,018	10.51
SBI Debt Fund Series-B-43 (1100 Days)-Direct Growth	-	-	1,00,00,000	12.02
SBI Arbitrage Opportunities Fund-Direct Plan-Dividend	-	-	74,14,544	10.52
SBI Magnum Low Duration Fund Regular Growth	-	-	50,927	12.31
SBI Debt Fund Series-C-20 (1100 Days)-Direct Growth	50,38,313	5.88	50,38,313	5.39
Sundaram Fixed Term Plan Hi Regular Growth	-	-	50,71,262	6.44
Sundaram Fixed Term Plan HM Direct Growth	-	-	1,00,00,000	12.37
Sundaram Fixed Term Plan HS Direct Growth	-	-	50,01,918	6.05
Sundaram Fixed Term Plan IK Direct Growth	1,00,00,000	11.72	1,00,00,000	10.73
Sundaram Money Fund-Direct Plan-Growth	36,15,385	15.14	25,40,360	10.01
Tata Money Market Fund Direct Plan-Growth	1,06,148	36.79	-	-
Tata Fixed Maturity Plan Series 55 Scheme D-Direct Plan-Growth	1,00,00,000	11.54	1,00,00,000	10.65
Tata Fixed Maturity Plan Series 55 Scheme G-Direct Plan-Growth	50,00,000	5.81	50,00,000	5.31
Tata Treasury Advantage Fund Regular Plan-Growth	-	-	77,597	22.04
UTI -Fixed Term Income Fund-Series XXVIII - IV (1204 Days)- Direct Growth Plan	1,50,00,000	17.86	1,50,00,000	16.38
UTI Arbitrage Fund-Direct Dividend Plan Reinvestment	-	-	1,28,10,364	21.72
UTI Fixed Income Fund Series XXIX-XI (1112 Days) - Direct Growth Plan	83,87,115	8.73	83,87,115	8.93
UTI Fixed Income Fund Series XXX-X (1267 Days) - Direct Growth Plan	50,00,000	5.81	50,00,000	5.29
UTI Money Market Fund-Institutional Plan-Direct Plan-Growth	-	-	2,43,760	51.50
UTI-Liquid Cash Plan-Institutional-Direct Plan-Growth	70,892	23.05	74,828	22.90
Aditya Birla Sun Life Liquid Fund-Growth-Direct Plan	4,82,395	15.42	-	-
Axis Banking & PSU Debt Fund-Growth(BDGPG)	36,547	6.99	-	-
Axis Money Market Fund Direct Growth	4,96,676	52.02	-	-
DSP Savings Fund-Direct Plan-Growth	25,82,485	10.29	-	-
Franklin Maturity Plans-Series 5-Plan D 1238 days-Direct-Growth	50,00,000	5.64	-	-
HDFC Floating Rate Debt Fund-Direct Plan-Wholesale Option- Growth Option	20,18,075	7.14	-	-
HDFC Medium Term Debt Fund -Regular Plan -Growth	12,48,546	5.03	-	-
HSBC Ultra Short Duration Fund Direct Growth	50,000	5.05	-	-
ICICI Prudential Corporate Bond Fund-Direct Plan-Growth	1,46,28,320	31.47	-	-
ICICI Prudential Fixed Maturity Plan Series-81-1205 Days Plan B- Direct Plan Cumulative	1,00,00,000	12.38	-	-
IDFC Banking & PSU Debt Fund-Direct Plan-Growth	4,31,19,000	77.46	-	-
IDFC Money Manager Fund-Growth-(Direct Plan)	65,45,621	20.92	-	-
Invesco India Treasury Advantage Fund-Direct Plan Growth	36,197	10.36	-	-
Kotak Liquid Direct Plan Growth	2,07,037	83.12	-	-
LIC MF Banking & PSU Debt Fund-Direct-Growth	1,54,79,140	41.76	-	-
Nippon India Fixed Horizon Fund XXXIII Series 8-Direct Growth	1,05,00,000	13.04	-	-
Nippon India Fixed Horizon Fund XXXIII-Series 10-Direct Growth Plan	1,50,07,329	18.59	-	-
Nippon India Fixed Horizon Fund-XXXI-Series 8 -Direct Growth Plan	2,00,00,000	26.25	-	-

NOTES TO THE CONSOLIDATED FINANCIAL STATEMENTS FOR THE YEAR ENDED MARCH 31, 2020

(All amounts are in crores of Indian Rupees, unless otherwise stated)

Particulars	As at March 31, 2020		As at March 31, 2019	
	No of Units	Amount	No of Units	Amount
Nippon India Fixed Horizon Fund-XXXVIII-Series 06-Direct Growth Plan	1,00,15,751	11.52	-	-
Nippon India Fixed Horizon Fund-XXXVII-Series 06-Direct Growth Plan	50,00,000	6.03	-	-
Nippon India Liquid Fund-Direct Plan-Direct Growth Plan-Growth Option	1,22,657	59.50	-	-
PGIM India Fixed Duration Fund Series BA-Direct Plan-Growth	50,000	5.95	-	-
PGIM India Fixed Duration Fund-Series AP-Direct Plan-Growth	1,00,000	11.86	-	-
PGIM India Fixed Duration Fund-Series BB-Direct Plan-Growth	50,000	5.84	-	-
SBI Corporate Bond Fund-Direct Plan-Growth	2,07,72,336	23.44	-	-
Tata Banking & PSU Debt Fund Direct Plan Growth	1,16,44,339	12.10	-	-
Tata Liquid Fund Direct Plan-Growth	48,373	15.15	-	-
UTI Money Market Fund - Direct Growth Plan	1,73,025	39.24	-	-
ICICI Prudential Liquid-Direct Plan-Growth	2,75,882	8.10	-	-
Nippon India Fixed Horizon Fund-XXXVIII-Series 03-Direct Growth Plan	70,31,645	8.23	-	-
PGIM India Fixed Duration Fund-Series AU-Direct Plan-Growth	1,01,225	10.86	-	-
Total FVTPL investments		1,932.36		2,070.42

Refer Note. 37 for disclosure of fair value hierarchy of these investments

[This space has been intentionally left blank]

NOTES TO THE CONSOLIDATED FINANCIAL STATEMENTS FOR THE YEAR ENDED MARCH 31, 2020

(All amounts are in crores of Indian Rupees, unless otherwise stated)

Movement in loss allowance during the year	As at March 31, 2020	As at March 31, 2019
Opening balance	(53.10)	(67.17)
Additions	(48.80)	(10.67)
Utilised	15.68	24.74
Closing balance	(86.22)	(53.10)

Trade receivable due from companies in which the Company's director(s) are directors/members.

Name of the Customer	As at March 31, 2020	As at March 31, 2019
Sun Direct TV Private Limited	282.35	174.79
Sun Distribution Services Private Limited	51.43	43.74
Kal Media Services Private Limited	191.18	64.97
Gemini TV Distribution Services Private Limited	72.27	35.68
Sun Business Solutions Private Limited	0.51	3.97
Kal Publications Private Limited	7.20	7.16

For terms and conditions relating to related party receivables, refer Note 34

Note 12.1 Cash and Cash Equivalents

Particulars	As at March 31, 2020	As at March 31, 2019
Balances with banks:		
– On current accounts	187.12	157.14
– Deposits with original maturity of less than three months	218.57	221.72
Cash on hand	0.11	0.04
	405.80	378.90

Note 12.2 Bank Balances other than Cash and Cash Equivalents

Particulars	As at March 31, 2020	As at March 31, 2019
Balances with banks:		
– Deposits with original maturity of more than 3 months but less than 12 months	270.08	186.38
– Balances with banks held as margin money	26.82	27.38
– Unpaid dividend account (Refer Note - 18)	0.47	0.34
	297.37	214.10

NOTES TO THE CONSOLIDATED FINANCIAL STATEMENTS FOR THE YEAR ENDED MARCH 31, 2020*(All amounts are in crores of Indian Rupees, unless otherwise stated)***Note - 13.1 Equity Share Capital**

Particulars	As at March 31, 2020	As at March 31, 2019
Authorised Capital		
120,00,00,000 Equity Shares of Rs. 5.00 /- each (45,00,00,000 shares as on March 31, 2019)	600.00	225.00
Issued, Subscribed and Paid-up Capital		
39,40,84,620 Equity Shares of Rs. 5.00 /- each fully paid up (March 31, 2019 : 39,40,84,620 Equity Shares of Rs. 5.00 /- each fully paid up)	197.04	197.04
	197.04	197.04
(i) Reconciliation of the number of shares outstanding:		
At the beginning of the year	39,40,84,620	39,40,84,620
Issued during the year	-	-
Outstanding at the end of the year	39,40,84,620	39,40,84,620

(ii) Term/Rights attached to Equity Shares

The Group has one class of equity shares having a face value of Rs. 5.00 each. Each shareholder is eligible for one vote per share held. The Group declares and pays dividends in Indian rupees. The dividend proposed by the Board of Directors is subject to the approval of the shareholders in the ensuing Annual General Meeting.

During the year ended March 31, 2020, The Board of Directors have declared an interim dividend of Rs. 2.50 per share (50%) at their Board meeting held on August 9, 2019, Rs. 2.50 per share (50%) at their Board meeting held on November 12, 2019, Rs. 7.50 per share (150%) at their Board meetings held on February 14, 2020 and Rs. 12.50 per share (250%) at their Board meeting held on March 9, 2020 respectively. (March 31, 2019: Rs. 12.50 /- share)

In the event of liquidation of the Group, the holders of equity shares will be entitled to receive remaining assets of the company, after distribution of all preferential amounts. However, no such preferential amounts exists currently. The distribution will be in proportion to the number of equity shares held by the shareholders.

(iii) Details of Shareholders holding more than 5 percent in the Company:

Name of the shareholder	As at March 31, 2020		As at March 31, 2019	
	No. of Shares	% against total number of shares	No. of Shares	% against total number of shares
Mr. Kalanithi Maran	29,55,63,457	75.00%	29,55,63,457	75.00%

NOTES TO THE CONSOLIDATED FINANCIAL STATEMENTS FOR THE YEAR ENDED MARCH 31, 2020

(All amounts are in crores of Indian Rupees, unless otherwise stated)

Note 13.2 Other equity

Particulars	As at March 31, 2020	As at March 31, 2019
Securities Premium Reserve	471.82	471.82
General Reserve	483.80	483.80
Retained earnings	4,571.45	4,373.83
	5,527.07	5,329.45

Note 13.3 Distribution made

Particulars	As at March 31, 2020	As at March 31, 2019
Dividends paid :		
Interim dividends	985.21	492.61
Dividend Distribution Tax on interim dividends	202.51	101.26
	1,187.72	593.87

Note 14. Other Financial Liabilities (non-current)

Particulars	As at March 31, 2020	As at March 31, 2019
Other financial liabilities at amortised cost		
Interest free deposits from customers	6.83	6.77
Lease liabilities	70.69	-
Rental Deposits	0.02	0.02
Total other financial liabilities at amortised cost	77.54	6.79

Note 15. Deferred tax liabilities

	Balance Sheet		Statement of Profit and Loss	
Details of net Deferred tax liability	March 31, 2020	March 31, 2019	March 31, 2020	March 31, 2019
Deferred Tax Liabilities / Asset				
Tax effect of provision for Impairment allowance for doubtful debts / movie advance and other assets	(32.09)	(34.49)	2.40	2.29
Sec. 43B disallowances	(8.12)	(9.69)	1.57	(1.82)
Accelerated depreciation for tax purposes	62.61	89.03	(26.42)	0.94
Fair valuation of financial assets	62.74	60.75	1.99	27.22
Others	-	-	-	-
Deferred Tax expenses / (income)			(20.46)	28.63
Net Deferred Tax Liabilities / (Assets)	85.14	105.60		

NOTES TO THE CONSOLIDATED FINANCIAL STATEMENTS FOR THE YEAR ENDED MARCH 31, 2020

(All amounts are in crores of Indian Rupees, unless otherwise stated)

Reconciliation of Deferred Tax Liabilities (net)	March 31, 2020	March 31, 2019
Opening balance	105.60	76.97
Tax (income)/Expense during the period	(20.46)	28.63
Closing balance	85.14	105.60

	Balance Sheet		Statement of Profit and Loss	
Details of net Deferred tax asset	March 31, 2020	March 31, 2019	March 31, 2020	March 31, 2019
Deferred Tax Liabilities / Asset				
Tax effect of provision for Impairment allowance for doubtful debts / movie advance and other assets	(0.38)	(0.31)	(0.06)	0.44
Sec.43B disallowances	(0.44)	(0.70)	0.26	(0.89)
Sec. 40(a)(ia) disallowances	(0.41)	(0.49)	0.07	0.06
Accelerated depreciation for tax purposes	0.24	0.41	(0.16)	0.02
Deferred Tax expenses / (income)			0.10	(0.37)
Net Deferred Tax Liabilities / (Assets)	(0.99)	(1.09)		

Reconciliation of deferred tax Liabilities (net)	March 31, 2020	March 31, 2019
Opening balance	(1.09)	(0.72)
Tax (income)/Expense during the period recognised in Profit and Loss	0.10	(0.37)
Closing balance	(0.99)	(1.09)

Also refer Note 29 for Income tax related disclosures

Note 16. Provisions (Non Current)

Particulars	As at March 31, 2020	As at March 31, 2019
Provision for compensated absences	1.11	0.74
Total Provisions	1.11	0.74

Note 17. Trade Payables (Current)

Particulars	As at March 31, 2020	As at March 31, 2019
Other than acceptances		
Total outstanding dues of micro enterprises and small enterprises*	-	-
Total outstanding dues of creditors other than micro enterprises and small enterprises @	316.65	229.40
	316.65	229.40

*There is no overdue amount paid / payable to Micro and Small Enterprises as defined under Micro, Small and Medium Enterprises Development Act, 2006 as at or during the year ended March 31, 2020 & 2019. Accordingly, no interest has been paid / payable to any Micro and Small Enterprises during the current and previous year. This disclosure is made to the extent information is available with the Company and relied upon by the Auditors.

@ Include payables to related Parties 108.19 32.67

Terms and conditions of the above financial liabilities:

Trade payables are non interest bearing and are normally settled within due dates

For terms and conditions with related parties, refer to Note 34

NOTES TO THE CONSOLIDATED FINANCIAL STATEMENTS FOR THE YEAR ENDED MARCH 31, 2020

(All amounts are in crores of Indian Rupees, unless otherwise stated)

Note 18. Other Financial Liabilities (current)

Particulars	As at March 31, 2020	As at March 31, 2019
Other financial liabilities at amortised cost		
Payable to employees	16.93	17.78
Gratuity (Refer Note 32)	3.74	3.91
Director's Remuneration Payable (Refer Note 34)	149.22	148.75
Unclaimed dividends	0.47	0.34
Interest free deposits from customers	2.44	3.55
Payable for capital goods suppliers	19.13	9.81
Lease liabilities	29.29	-
Retention Money Payable	-	0.21
Total other financial liabilities at amortised cost	221.22	184.35

Note 19. Government Grants

Particulars	As at March 31, 2020	As at March 31, 2019
Opening Balance	5.31	6.26
Received during the year	-	-
Released to the statement of profit and loss	(0.78)	(0.95)
Closing Balance	4.53	5.31
Current	0.64	0.78
Non-current	3.89	4.53
	4.53	5.31

Government grants in the form of duty credits have been received on import of plant and equipment under relevant export promotion scheme. There are no unfulfilled conditions or contingencies attached to these grants.

Note 20. Short term Provisions

Particulars	As at March 31, 2020	As at March 31, 2019
Short-term provisions		
Provision for compensated absences	9.68	7.54
Provision for litigations and claims related to Service tax (Refer Note 42)	11.45	10.12
Total Provisions	21.13	17.66

Note 21. Other Current Liabilities

Particulars	As at March 31, 2020	As at March 31, 2019
Deferred revenue	11.25	42.97
Statutory Dues	26.86	57.72
Advances from customers	13.27	16.27
Total Other Current Liabilities	51.38	116.96

NOTES TO THE CONSOLIDATED FINANCIAL STATEMENTS FOR THE YEAR ENDED MARCH 31, 2020*(All amounts are in crores of Indian Rupees, unless otherwise stated)***Note 22. Revenue from Operations**

Particulars	Year Ended	
	March 31, 2020	March 31, 2019
Sale of Services		
Income from Advertising and Sale of Broadcast slots	1,478.86	1,613.52
Income from Subscription	1,726.10	1,499.60
Income from movie distribution	69.91	223.36
Income from content trading	0.53	6.27
Income from Indian Premier League	244.45	439.79
	3,519.85	3,782.54

Disclosure for Ind AS 115:**Disaggregated revenue information**

Revenue is recognized when the performance obligation under the contract with customers are satisfied. In respect of all classes of revenue from operation as disclosed above, the performance obligation is satisfied at a point in time.

For disaggregation of revenue by geographical regions, refer note 35 - Segment information.

Trade Receivables and Contract Balances

Trade receivables and unbilled revenue : The Group classifies the right to consideration in exchange for deliverables as contract receivable / unbilled revenue.

A receivable is a right to consideration that is unconditional upon passage of time. Revenues in excess of billings is recorded as unbilled revenue and is classified as a financial asset. Trade receivable and unbilled revenues are presented net of impairment in Note 11 and Note 10.2 respectively.

Deferred income / unearned revenue : Billing in excess of revenue recognised are disclosed as "deferred revenue" under other current liabilities - Note 21 ; as against the opening balance of deferred revenue of Rs. 42.97 crores, revenue recognised during the year amounts to Rs.40.41 crores.

Note 23. Other Income

Particulars	March 31, 2020	March 31, 2019
Finance income (measured at Amortised cost)		
- on bank deposits	29.48	21.01
- on tax free bonds	15.23	13.37
- on trade receivables and others	9.85	31.42
Dividend income on current investments	24.63	6.43
Profit on sale of assets (net)	-	0.32
Gain on redemption of investments	151.38	60.95
Fair value gain on financial instruments at FVTPL (net)	10.47	74.78
Gain on foreign exchange fluctuation (net)	11.58	7.34
Export incentives (Government grants) (Refer Note 19)	0.78	0.95
Liabilities / provisions no longer required written back	0.93	0.57
Rental Income	3.91	3.58
Business Support Services	1.08	1.12
Miscellaneous Income	1.33	5.27
	260.65	227.11

NOTES TO THE CONSOLIDATED FINANCIAL STATEMENTS FOR THE YEAR ENDED MARCH 31, 2020

(All amounts are in crores of Indian Rupees, unless otherwise stated)

Note 24. Operating expenses

Particulars	Year ended	
	March 31, 2020	March 31, 2019
Telecast costs	7.49	28.94
Program production expenses	75.95	90.81
Cost of program rights	272.42	210.45
Consumables and media expensed	0.24	0.01
Pay channel service charges	112.49	59.04
Licenses	17.51	20.99
Franchisee fees	46.31	84.99
Others	40.61	38.08
	573.02	533.31

Operating expenses excludes amortisation of film production cost, distribution and related rights which is included in Note - 27.

Note 25. Employee Benefits Expenses

Particulars	March 31, 2020	March 31, 2019
Salaries, wages and bonus	127.30	135.86
Gratuity expense (Refer Note 32)	2.90	2.65
Contributions to provident fund and other funds (Refer Note 32)	9.81	10.01
Staff welfare expense	3.94	5.05
Directors' remuneration		
- Salary	30.66	28.70
- Ex-gratia / Bonus	148.61	147.59
	323.22	329.86

Note 26. Other Expenses

Particulars	March 31, 2020	March 31, 2019
Legal and professional fees (Including IPL related Payments) (Refer details below for payments to auditors)	118.48	143.50
Travel and conveyance	10.70	11.09
Rent	3.77	13.44
Rates and taxes	3.25	4.90
Electricity expense	10.93	10.41
Power and fuel	8.84	9.21
Selling Expenses		
- Advertisement and publicity expenses	26.29	27.54
- Marketing expenses	0.15	1.35
- Sales commission expenses	16.54	17.77
Repairs and maintenance		
- Building	3.22	1.37
- Plant and machinery	14.35	17.02
- Others	10.83	10.53
Communication	1.55	1.66
Utilities	15.27	17.16
Insurance	1.52	2.47
Bad debts written off	8.23	7.22
Impairment allowance for doubtful debts / movie advance and other advances (net of reversals)	33.01	(14.08)
Provisions for claims and litigations	1.33	1.07
Expenditure on Corporate Social Responsibility	53.11	23.72
Loss on fair valuation of financial instruments at FVTPL (net)	-	0.08
Loss on sale of PP&E (net) / assets scrapped	0.16	0.10
Miscellaneous expenses	6.16	5.14
	347.69	312.69

NOTES TO THE CONSOLIDATED FINANCIAL STATEMENTS FOR THE YEAR ENDED MARCH 31, 2020*(All amounts are in crores of Indian Rupees, unless otherwise stated)*

Payments to Auditors Particulars	Year ended	
	March 31, 2020	March 31, 2019
As auditor:		
Audit fee	0.53	0.48
Limited review	0.18	0.18
Goods and Service Tax	0.12	0.11
In other capacity:		
Other services	0.08	0.02
Reimbursement of expenses	0.01	0.01
	0.92	0.80

Corporate Social Responsibility (CSR) Expenditure

	March 31, 2020	March 31, 2019
Gross amount required to be spent by the Group during the year	34.46	29.65
Amount Spent during the year ended:	March 31, 2020	March 31, 2019
Construction/acquisition of any asset (A)	-	-
On purposes other than above (B)	35.31	23.72
	35.31	23.72
Amount related to previous years spent during the current year	17.80	-
Contribution made through Related Parties: (Out of the (B) above)(Refer Note 34)	10.65	16.66

Note 27. Depreciation and amortization expense

Particulars	March 31, 2020	March 31, 2019
Depreciation of tangible assets (Note 3)	68.38	70.15
Depreciation on Investment Properties (Note 4)	0.69	0.74
Depreciation on right to use assets (Note 5A)	27.97	-
Amortization of intangible assets (Note 5)	603.16	591.92
	700.20	662.81

Note 28. Finance Costs

Particulars	March 31, 2020	March 31, 2019
Interest		
- on loans against deposits	0.21	0.16
- Interest on lease liabilities (Refer Note 31.1)	12.27	-
- others	0.27	1.49
	12.75	1.65

NOTES TO THE CONSOLIDATED FINANCIAL STATEMENTS FOR THE YEAR ENDED MARCH 31, 2020

(All amounts are in crores of Indian Rupees, unless otherwise stated)

Note 29. Income Tax Expense

The major components of income tax expense for the years ended March 31, 2020 and March 31, 2019 are:

Profit or loss section

Particulars	Year Ended	
	March 31, 2020	March 31, 2019
Current Tax:		
Current income tax charge	454.32	722.80
Deferred Tax:		
Relating to the origination and reversal of temporary differences (Refer note -15)	(20.36)	28.26
Income Tax expense reported in the statement of profit and loss	433.96	751.06

Other Comprehensive Income(OCI) section

Deferred tax related to items recognised in OCI during the year:

Particulars	March 31, 2020	March 31, 2019
Tax on remeasurement of defined benefit plan	(0.01)	0.54
Income Tax charged to OCI	(0.01)	0.54

Reconciliation of tax expense and the accounting profit multiplied by India's domestic tax rate for March 31, 2020 and March 31, 2019 :

The tax on the Group's profit before tax differs from the theoretical amount that would arise using the standard rate of corporation tax in India 25.1680 % (Previous year - 34.9440 %) as follows:

Particulars	March 31, 2020	March 31, 2019
Accounting Profit before income tax	1,823.62	2,169.33
Profit before income tax multiplied by standard rate of corporate tax in India of 25.168 % (2019: 34.944 %)	458.96	756.10
Effects of:		
Gain / Loss on investments taxed at the tax rate applicable on capital gains/losses	(9.40)	(2.58)
Income exempted from tax	(10.03)	(6.92)
Non-deductible expenses for tax purposes	9.43	10.05
Others	(15.01)	(5.60)
Net effective income tax	433.96	751.06

NOTES TO THE CONSOLIDATED FINANCIAL STATEMENTS FOR THE YEAR ENDED MARCH 31, 2020*(All amounts are in crores of Indian Rupees, unless otherwise stated)***Note 30. Earnings Per Share (EPS)**

Basic EPS amounts are calculated by dividing the profit for the year attributable to equity holders of the parent by the weighted average number of Equity shares outstanding during the year.

Diluted EPS amounts are calculated by dividing the profit attributable to equity holders of the parent by the weighted average number of Equity shares outstanding during the year plus the weighted average number of Equity shares that would be issued on conversion of all the dilutive potential Equity shares into Equity shares.

The following reflects the income and share data used in the basic and diluted EPS computations:

Particulars	Year ended	
	March 31, 2020	March 31, 2019
Profit after tax (Rs. in crores)	1,385.49	1,433.68
Weighted average number of shares		
- Basic	39,40,84,620	39,40,84,620
- Diluted	39,40,84,620	39,40,84,620
Earning per share of Rs.5.00/- each		
- Basic	35.16	36.38
- Diluted	35.16	36.38

Note 31. Leases

The Group has entered into operating leases on KU band Satellite transponders on non cancellable operating lease, with lease terms between 1 and 5 years. The Group has also entered into operating lease arrangement for office premises.

31.1 The impact of changes in accounting policy on account of adoption of Ind AS 116 is as follows:

Particulars	Amount
Decrease in Property, Plant and equipment by	-
Increase in lease liability by	99.98
Increase in right of use assets by	93.71
Increase/(decrease) in finance cost by	12.27
Increase/(decrease) in depreciation by	27.97
Increase/(decrease) in satellite hire charges by	(22.04)
Increase/(decrease) in rent by	(11.94)

31.2 Movement in Lease liabilities :

The following is the movement in lease liabilities during the year ended March 31, 2020:

Particulars	As at March 31, 2020	
Balance as on April 1, 2019		
Recognition on account of adoption of Ind AS 116	120.21	
Additions	1.48	
Finance costs accrued during the period	12.27	
Deletions	-	
Payment of lease liabilities	(33.98)	
Balance as on March 31, 2020	99.98	
Disclosed under :		
Other Non current financial liabilities - Lease liabilities - Note -14	70.69	
Other current financial liabilities - Lease liabilities - Note -18	29.29	
Total	99.98	

NOTES TO THE CONSOLIDATED FINANCIAL STATEMENTS FOR THE YEAR ENDED MARCH 31, 2020

(All amounts are in crores of Indian Rupees, unless otherwise stated)

31.3. The table below provides details regarding the contractual maturities of lease liabilities as at March 31, 2020 on an undiscounted basis:

Particulars	As at March 31, 2020
Less than one year	28.66
One to five years	56.64
More than five years	14.68
Total	99.98

31.4. Amounts recognized in statement of profit or loss

Particulars	2019-20	2018-19
Interest on lease liabilities	12.27	-
Income from sub-leasing right of use assets	0.18	-
Expenses relating to short- term leases	4.05	-

31.5. Amounts recognized in cash flow statement

Particulars	2019-20	2018-19
Total cash outflows for leases	33.98	-

31.6. The average incremental borrowing rate applied to lease liabilities as at April 1, 2019 is 10.50% to 12.00%.

31.7. Ind AS 116 resulted in an increase in cash inflows from operating activities and an increase in cash outflows from financing activities on account of lease payments.

Note 32. Employee benefit plans

A) Defined Contribution plans

i) Contribution to Provident Fund : Contributions towards Employees Provident Fund made to the Regional / Employee Provident Fund are recognised as expenses in the year in which the services are rendered.

ii) Contribution to Employee State Insurance : Contributions to Employees State Insurance Scheme are recognised as expense in the year in which the services are rendered.

B) Defined benefit plan - Gratuity

The Group has a defined benefit gratuity plan. Every employee who has completed five years or more of service gets a gratuity on cessation of employment at 15 days salary (last drawn salary) for each completed year of service. The fund has the form of a trust and it is governed by the Board of Trustees. The Board of Trustees are responsible for the administration of the plan assets and for the definition of the investment strategy. Each year, the Board of Trustees reviews the level of funding in the gratuity plan. Such a review includes the asset-liability matching strategy and investment risk management policy. The Board of Trustees aim to keep annual contributions relatively stable at a level such that no plan deficits (based on valuation performed) will arise.

The scheme is funded with an insurance company (LIC) in the form of a qualifying insurance policy.

The following tables summarize the components of net benefit expense recognised in the statement of profit and loss and the funded status and amounts recognised in the balance sheet for the Gratuity plan.

NOTES TO THE CONSOLIDATED FINANCIAL STATEMENTS FOR THE YEAR ENDED MARCH 31, 2020*(All amounts are in crores of Indian Rupees, unless otherwise stated)***Consolidated Statement of Profit and Loss**

Particulars	Year ended	
	March 31, 2020	March 31, 2019
Recognized in profit or loss:		
Current service cost	2.75	2.54
Net Interest income on benefit obligation / assets	0.15	0.11
Net benefit expense	2.90	2.65

Recognized in other comprehensive income:

Remeasurement gains/(losses) in other comprehensive income arising from changes in demographic assumptions	(0.03)	0.47
Remeasurement gains/(losses) in other comprehensive income arising from changes in financial assumptions	1.10	(0.58)
Experience adjustments	(1.09)	1.70
Return on Plan Assets (Greater) / Less than Discount rate	(0.03)	0.09
Recognized in other comprehensive income	(0.05)	1.69

Particulars	As at	As at
	March 31, 2020	March 31, 2019
Defined benefit obligation	22.22	19.50
Fair value of plan assets	18.48	15.59
Plan Liability / (Asset)	3.74	3.91

Changes in the present value of the defined benefit obligation are as follows:

Particulars	As at	As at
	March 31, 2020	March 31, 2019
Opening defined benefit obligation	19.50	15.47
Current service cost	2.75	2.55
Interest cost	1.18	1.12
Remeasurement gains/(losses) on obligation	(0.02)	1.60
Benefits paid	(1.18)	(1.24)
Closing defined benefit obligation	22.22	19.50

Changes in the fair value of plan assets are as follows:

Particulars	As at	As at
	March 31, 2020	March 31, 2019
Fair value of planned assets at the beginning of the year	15.59	13.66
Expected return on plan assets	1.03	1.07
Contributions	3.02	2.23
Benefits paid	(1.18)	(1.30)
Remeasurement gains/(losses) on plan assets	0.02	(0.07)
Fair value of plan assets at the end of the year	18.48	15.59

NOTES TO THE CONSOLIDATED FINANCIAL STATEMENTS FOR THE YEAR ENDED MARCH 31, 2020

(All amounts are in crores of Indian Rupees, unless otherwise stated)

The principal actuarial assumptions used in determining gratuity obligation for the Group's plans are shown below:

Particulars	As at	As at
	March 31, 2020	March 31, 2019
Discount rate	6.03% - 6.29%	7.52% - 7.76%
Expected rate of return on assets	6.03% - 6.29%	7.52% - 7.76%
Employee turnover	11.88% - 13.00%	9.32% - 13.08%
Mortality rate	Indian Assured Lives Mortality (2006-08)	Indian Assured Lives Mortality (2006-08)

The overall expected rate of return on assets is determined based on market prices prevailing on that date, applicable to the period over which the obligation is to be settled. The estimates of future salary increases, considered in actuarial valuation, take account of inflation, seniority, promotion and other relevant factors, such as supply and demand in the employment market. Based on the experience of the previous years, the Group expects to contribute about Rs.3.00 crores to the gratuity fund in the next year. However, the actual contribution by the Group will be based on the actuarial valuation report received from the Insurance Company.

The major categories of plan assets of the fair value of the total plan assets are as follows:

	Gratuity plan	
	March 31, 2020	March 31, 2019
Investments details:		
Funds with LIC	18.49	15.60
Total	18.49	15.60

The Group contributes all ascertained liabilities towards gratuity to the Sun TV Network Ltd Employees Group Gratuity Trust and the Trustees also administer the said contributions so made to the trust. As of March 31, 2020 and March 31, 2019, the plan assets have been primarily invested in insurer managed funds

A quantitative sensitivity analysis for significant assumption as at March 31, 2020 is as shown below:

Gratuity plan:

Assumptions	March 31, 2020			
	Discount rate		Future salary increases	
	1% increase	1% decrease	1% increase	1% decrease
Sensitivity Level				
Impact on defined benefit obligation	(1.47)	1.67	1.42	(1.89)

NOTES TO THE CONSOLIDATED FINANCIAL STATEMENTS FOR THE YEAR ENDED MARCH 31, 2020*(All amounts are in crores of Indian Rupees, unless otherwise stated)*

A quantitative sensitivity analysis for significant assumption as at March 31, 2019 is as shown below:

Gratuity plan:

Assumptions Sensitivity Level	March 31, 2019			
	Discount rate		Future salary increases	
	1% increase	1% decrease	1% increase	1% decrease
Impact on defined benefit obligation	(1.43)	1.63	0.51	(0.97)

The sensitivity analysis above have been determined based on a method that extrapolates the impact on defined benefit obligation as a result of reasonable changes in key assumptions occurring at the end of the reporting period.

Maturity profile of defined benefit obligation:

	March 31, 2020	March 31, 2019
Expected contribution to the plan for the next annual reporting period	2.61	2.43
1 to 5 Years	9.14	7.22
6 to 10 Years	5.27	4.34
Total expected payments	17.02	13.99

The average duration of the defined benefit plan obligation at the end of the reporting period is 8.53 years (March 31, 2019: 7.98 years).

Note 33. Contingencies**A) Contingent Liabilities**

- a. Matters wherein management has concluded that the Group's liability is probable has been provided for Refer Note 42.
- b. Contingent liability is disclosed in case of:
- a present obligation arising from past events, when it is not probable that an outflow of resources will be required to settle the obligation; and
 - a present obligation arising from past events, when no reliable estimate is possible.

Contingent assets are disclosed where an inflow of economic benefits is probable. Provision, contingent liabilities and contingent assets are reviewed at each Balance Sheet date.

- c. Matters wherein management is confident of succeeding in these litigations and have concluded the liability to the Group to be remote. This is based on the relevant facts of judicial precedents and as advised by legal counsel which involves various legal proceedings and claims, in different stages of process, in relation to civil and criminal matters.

Disputed taxes not provided for in respect of :	March 31, 2020	March 31, 2019
a) Claims related to Income Tax*	961.38	736.32
b) Claims related to Custom duty**@	63.63	63.63
c) Claims related to Service Tax***	24.56	25.46
Total	1,049.57	825.41

NOTES TO THE CONSOLIDATED FINANCIAL STATEMENTS FOR THE YEAR ENDED MARCH 31, 2020

(All amounts are in crores of Indian Rupees, unless otherwise stated)

* The Group received demands of income tax disallowing the manner of allowance claimed by the Group for certain expenses. The Group's appeal in respect of various years has been allowed by both the first and the second appellate authorities in the previous years. Accordingly, management believes that based on the favourable judgment as well as relying on judicial pronouncements and other arguments, its position is likely to be accepted by the concerned authorities.

** The Group has received demand for differential customs duty aggregating to Rs. 0.50 crores on account of incorrect classification of certain assets imported during FY 2007-08. The Group has filed an appeal against the said demand, and based on its submissions at such appellate proceedings, management believes that the Group's claim is likely to be accepted by the authorities.

@ Further to enquiries by the customs authorities on customs duty exemptions availed by the Group in the previous year, the Group has received a formal show cause cum demand notice containing a provisional demand of Rs. 63.13 crores. Then the Group has filed its responses to this notice and has also deposited a sum of Rs. 60.18 crores under protest pending final resolution of the matter. The Management has been advised by senior counsels that appropriate legal remedies are available to the Group in this matter and accordingly the Group is confident of recovering the duty paid.

***The Group received show cause cum demand notice from the Service tax department seeking service tax on certain services and disallowances of input credit availed on certain services. The Group has filed appeals for all such show cause notices /orders received with various authorities. The Group based on the judicial pronouncements and other submissions believes its position is likely to be accepted by the authorities.

B) Commitments for capital contracts

Particulars	March 31, 2020	March 31, 2019
a) Estimated amount of contracts remaining to be executed on capital expenditure and not provided for		
Outstanding commitments on capital contracts	0.08	0.31
Commitments for acquisition of film and program broadcasting rights, Production and distribution related rights	360.30	231.29

[This space has been intentionally left blank]

NOTES TO THE CONSOLIDATED FINANCIAL STATEMENTS FOR THE YEAR ENDED MARCH 31, 2020*(All amounts are in crores of Indian Rupees, unless otherwise stated)***Note 34. Related party transactions****Names of related parties****Individual owning an interest in voting power of the Group that gives them control**

Mr. Kalanithi Maran

Enterprises in which Key Management personnel or their relatives have significant influence

Kal Comm Private Limited	Sun Foundation
Kal Cables Private Limited	Murasoli Maran Family Trust
Sun Direct TV Private Limited	Kal Media Services Private Limited
Udaya FM Private Limited	Kal Airways Private Limited
Sun Distribution Services Private Limited	Networks Cable Solutions Private Ltd
Sun Business Solutions Private Limited	Gemini TV Distribution Services Private Limited
Kal Publications Private Limited	

Joint Venture / Associates of the Joint Venture

South Asia FM Limited	Digital Radio (Mumbai) Broadcasting Limited
Asia Radio Broadcast Private Limited	Pioneer Radio Training Services Private Limited
Digital Radio (Kolkata) Broadcasting Limited	Digital Radio (Delhi) Broadcasting Limited
Optimum Media Services Private Limited	South Asia Multimedia Private Limited
Deccan Digital Networks (Hyderabad) Private Limited	AV Digital Networks (Hyderabad) Private Limited
Metro Digital Networks (Hyderabad) Private Limited	

Key Management personnel

Mr. Kalanithi Maran – Executive Chairman
 Mr. R Mahesh Kumar - Managing Director (With effect from April 1, 2019)
 Mrs. Kavery Kalanithi – Executive Director
 Mr. K Vijaykumar - Executive Director (With effect from April 1, 2019)
 Ms. Kaviya Kalanithi Maran - Executive Director (With effect from April 1, 2019)
 Mr.V C Unnikrishnan - Chief Financial Officer
 Mr. R. Ravi - Company Secretary

Directors

Mr. S. Selvam - Non Executive Director
 Mr. J. Ravindran - Independent Director
 Mr. M.K. Harinarayanan - Independent Director
 Mr. Nicholas Martin Paul - Independent Director
 Mr. R.Ravivenkatesh - Independent Director
 Mr. Sridhar Venkatesh - Independent Director
 Mr. Desmond Hemanth Theodore - Independent Director
 Mrs. Madhipoorana Ramakrishnan - Independent Director

Relatives of Key Management personnel

Mrs. Mallika Maran

Terms & Conditions of Transactions with Related Party

The sales to and purchases from related parties are made on terms equivalent to those that prevail in arm's length transactions. Outstanding balances at the year-end are unsecured and interest free and settlement occurs in cash. For the year ended March 31, 2020, the Group has not recorded any impairment of receivables relating to amounts owed by related parties (March 31, 2019: Nil).

NOTES TO THE CONSOLIDATED FINANCIAL STATEMENTS FOR THE YEAR ENDED MARCH 31, 2020

(All amounts are in crores of Indian Rupees, unless otherwise stated)

Transactions and balances with related parties

Particulars	Enterprises in which Key Management personnel or their relatives have significant influence		Joint Venture and Associates of the Joint Venture		Key managerial personnel / Relatives of Key managerial personnel / Directors	
	31.03.2020	31.03.2019	31.03.2020	31.03.2019	31.03.2020	31.03.2019
Income:						
Subscription Income						
Sun Distribution Services Private Limited	99.06	155.55	-	-	-	-
Sun Direct TV Private Limited	363.78	278.39	-	-	-	-
Kal Media Services Private Limited	318.02	135.55	-	-	-	-
Gemini TV Distribution Services Private Limited	140.85	59.73	-	-	-	-
Advertising Income						
Kal Publications Private Limited	0.03	0.32	-	-	-	-
Income from IPL						
Digital Radio (Delhi) Broadcasting Limited	-	-	1.97	3.55	-	-
Digital Radio (Mumbai) Broadcasting Limited	-	-	1.57	2.43	-	-
Digital Radio (Kolkata) Broadcasting Limited	-	-	0.79	2.21	-	-
Income from Movie distribution						
Sun Business Solutions Private Limited	46.18	51.06	-	-	-	-
Finance Income						
Sun Direct TV Private Limited	8.59	9.98	-	-	-	-
Rental and Business Support Income						
South Asia FM Limited	-	-	0.32	0.30	-	-
Sun Direct TV Private Limited	2.12	1.95	-	-	-	-
Kal Publications Private Limited	1.29	1.36	-	-	-	-
Others	0.93	0.91	-	-	-	-
Movie Content Income						
Sun Direct TV Private Limited	-	4.43	-	-	-	-
Program production expenses						
Kal Publications Private Limited	4.38	4.38	-	-	-	-
Pay channel service charges						
Sun Distribution Services Private Limited	50.69	51.34	-	-	-	-
Kal Media Service Private Limited	37.39	-	-	-	-	-
Gemini TV Distribution Services Private Limited	11.01	-	-	-	-	-
Legal and Professional Fees						
Mrs. Mallika Maran	-	-	-	-	0.02	0.02
Rent Expense						
Kal Publications Private Limited	3.23	3.08	-	-	-	-
Employee benefit expenses						
Kal Publications Private Limited	0.01	0.01	-	-	-	-
Expenditure on Corporate Social Responsibility						
Sun Foundation	10.65	16.66	-	-	-	-
Selling Expenses						
Kal Publications Private Limited	0.20	0.36	-	-	-	-
Sun Business Solutions Private Limited	0.47	0.51	-	-	-	-
Digital Radio (Kolkata) Broadcasting Limited	-	-	0.05	-	-	-
South Asia FM Limited	-	-	0.03	-	-	-
Sun Direct TV Private Limited	-	1.41	-	-	-	-

NOTES TO THE CONSOLIDATED FINANCIAL STATEMENTS FOR THE YEAR ENDED MARCH 31, 2020

(All amounts are in crores of Indian Rupees, unless otherwise stated)

Transactions and balances with related parties

Particulars	Enterprises in which Key Management personnel or their relatives have significant influence		Joint Venture and Associates of the Joint Venture		Key managerial personnel / Relatives of Key managerial personnel / Directors	
	31.03.2020	31.03.2019	31.03.2020	31.03.2019	31.03.2020	31.03.2019
Remuneration paid (including ex-gratia/bonus)						
Salary - Mr. Kalanithi Maran	-	-	-	-	13.87	13.87
Salary - Mrs. Kavery Kalanithi	-	-	-	-	13.87	13.87
Salary - Mr R Mahesh Kumar	-	-	-	-	1.16	1.14
Salary - Mr. K Vijaykumar	-	-	-	-	0.96	0.96
Salary - Ms Kaviya Kalanithi Maran	-	-	-	-	0.80	0.28
Salary - Mr. V C Unnikrishnan	-	-	-	-	1.07	1.02
Salary - Mr. R Ravi	-	-	-	-	0.26	0.26
Ex-gratia / Bonus- Mr. Kalanithi Maran	-	-	-	-	73.63	73.63
Ex-gratia / Bonus- Mrs. Kavery Kalanithi	-	-	-	-	73.63	73.63
Ex-gratia / Bonus -Mr R Mahesh Kumar	-	-	-	-	0.62	0.92
Ex-gratia / Bonus- Mr. K.Vijaykumar	-	-	-	-	0.31	0.33
Ex-gratia / Bonus - Ms Kaviya Kalanithi Maran	-	-	-	-	0.42	-
Sitting Fees Paid to Directors						
Mr. S. Selvam	-	-	-	-	0.01	0.01
Mr. J. Ravindran	-	-	-	-	0.03	0.03
Mr. M.K. Harinarayanan	-	-	-	-	0.04	0.04
Mr. Nicholas Martin Paul	-	-	-	-	0.05	0.05
Mr. R.Ravivenkatesh	-	-	-	-	0.03	0.04
Mr. Sridhar Venkatesh	-	-	-	-	0.01	-
Mr. Desmond Hemanth Theodore	-	-	-	-	0.01	-
Mrs. Mathipoorana Ramakrishnan	-	-	-	-	0.01	-
Dividends Paid						
Mr. Kalanithi Maran	-	-	-	-	738.91	369.46
Reimbursement/(Recovery) of Cost of shared services (Net)						
Kal Publications Private Limited	0.53	0.53	-	-	-	-
Balances Outstanding:						
Accounts Receivable						
Sun Direct TV Private Limited	282.35	174.79	-	-	-	-
Sun Distribution Services Private limited	51.43	43.74	-	-	-	-
Kal Media Services Private Limited	191.18	64.97	-	-	-	-
Gemini TV Distribution Services Private Limited	72.27	35.68	-	-	-	-
Sun Business Solutions Private Limited	0.51	3.97	-	-	-	-
Kal Publications Private Limited	7.20	7.16	-	-	-	-
Other Receivables						
Kal Publications Private Limited	1.52	1.29	-	-	-	-
Sun Direct TV Private Limited	0.20	0.34	-	-	-	-
South Asia FM Limited	-	-	0.03	0.05	-	-
Others	0.11	0.08	-	-	-	-
Investments						
Udaya FM Private Limited	-	3.96	-	-	-	-
Rental and other deposits						
Kal Publications Private Limited	0.10	0.10	-	-	-	-
Security Deposit received						
Kal Publications Private Limited	0.01	0.01	-	-	-	-
Sun Direct TV Private Limited	0.02	0.02	-	-	-	-
Accounts Payable / Other Current Liabilities						
Sun Distribution Services Private limited	53.24	30.24	-	-	-	-
Gemini TV Distribution Services Private Limited	6.11	-	-	-	-	-
Kal Publications Private Limited	0.27	0.81	-	-	-	-
Sun Business Solutions Private Limited	0.01	-	-	-	-	-
Sun Direct TV Private Limited	48.56	1.63	-	-	-	-
Remuneration / Ex-gratia / Bonus Payable						
Mr. Kalanithi Maran	-	-	-	-	74.13	74.23
Mrs. Kavery Kalanithi	-	-	-	-	74.13	74.23
Mr R Mahesh Kumar	-	-	-	-	0.42	0.31
Mr. K Vijaykumar	-	-	-	-	0.25	0.29
Ms. Kaviya Kalanithi Maran	-	-	-	-	0.29	0.02
Mr. V C Unnikrishnan	-	-	-	-	0.18	0.19
Mr. R Ravi	-	-	-	-	0.05	0.04

Note: As the liabilities for gratuity and leave encashment are provided on actuarial basis for the Group as a whole, the amounts pertaining to the Directors are not included above.

NOTES TO THE CONSOLIDATED FINANCIAL STATEMENTS FOR THE YEAR ENDED MARCH 31, 2020

(All amounts are in crores of Indian Rupees, unless otherwise stated)

Note 35. Segment information

Based on internal reporting provided to the Chief Operating Decision Maker, Media and Entertainment is the only operating segment for the Group.

Geographic information

Revenue from customers	March 31, 2020	March 31, 2019
India	3,308.27	3,565.59
Outside India	211.58	216.95
Total revenues per statement of profit or loss	3,519.85	3,782.54

There are no sales to external customers more than 10% of total revenue.

Non-current operating assets

	March 31, 2020	March 31, 2019
India	1,323.88	1,328.45
Rest of the world	-	-
Total	1,323.88	1,328.45

Non-current assets for this purpose consist of property, plant and equipment, investment properties, intangible assets, capital work in progress and other non current assets (other than financial instruments).

Note 36. Fair values

Set out below, is a comparison by class of the carrying amounts and fair value of the Group's financial instruments, other than those with carrying amounts that are reasonable approximations of fair values:

	Carrying value		Fair value	
	March 31, 2020	March 31, 2019	March 31, 2020	March 31, 2019
Financial assets (Non Current & Current)				
Other investments (Tax free bonds)	229.81	240.09	232.05	238.92
Investments in Non Convertible debentures	53.18	25.41	53.18	25.41
Investments in Cumulative Non Convertible Redeemable preference shares	-	3.96	-	3.96
Investment in Mutual funds and quoted equity shares	1,941.83	2,085.41	1,941.83	2,085.41
	2,224.82	2,354.87	2,227.06	2,353.71

The management assessed that the fair value of cash and cash equivalents, trade receivables, trade payables, and other current and non current financial liabilities and financial assets approximate their carrying amounts largely due to the short - term maturities of these instruments.

The fair value of the financial assets and liabilities is included at the amount at which the instrument could be exchanged in a current transaction between willing parties, other than in a forced or liquidation sale. The method and assumptions used to estimate the fair values is the fair values of financial instruments traded in active markets are based on quoted market prices at the balance sheet date.

NOTES TO THE CONSOLIDATED FINANCIAL STATEMENTS FOR THE YEAR ENDED MARCH 31, 2020*(All amounts are in crores of Indian Rupees, unless otherwise stated)***Note 37. Fair value hierarchy**

The following table provides the fair value measurement hierarchy of the Group's assets and liabilities:

Quantitative disclosures fair value measurement hierarchy for assets as at March 31, 2020:

Particulars	Date of Valuation	Fair Value Measurement using			
		Total	Quoted Price in active markets (Level 1)	Significant observable inputs (Level 2)	Significant unobservable inputs (Level 3)
Asset measured at fair value:					
FVTPL financial investments:					
Quoted Equity Shares	March 31, 2020	9.44	9.44	-	-
Unquoted Mutual Funds	March 31, 2020	1,932.39	1,932.39	-	-
Non Convertible debentures (quoted)	March 31, 2020	53.18	53.18	-	-
Investments in bonds	March 31, 2020	25.59	25.59	-	-
Cumulative Non Convertible Redeemable preference shares (unquoted)	March 31, 2020	-	-	-	-
Assets for which fair values are disclosed:					
Tax free bond (unquoted) (Refer Note 37.1)	March 31, 2020	232.05	-	232.05	-
Investment Properties (Refer Note 37.2)	March 31, 2020	61.20	-	61.20	-

There have been no transfers between Level 1 and Level 2 during the period.

Quantitative disclosures fair value measurement hierarchy for assets as at March 31, 2019:

Particulars	Date of Valuation	Fair Value Measurement using			
		Total	Quoted Price in active markets (Level 1)	Significant observable inputs (Level 2)	Significant Unobservable inputs (Level 3)
Asset measured at fair value:					
FVTPL financial investments:					
Quoted Equity Shares	March 31, 2019	14.99	14.99	-	-
Unquoted Mutual Funds	March 31, 2019	2,070.42	2,070.42	-	-
Non Convertible debentures (Quoted)	March 31, 2019	25.41	25.41	-	-
Cumulative Non Convertible Redeemable preference shares (unquoted)	March 31, 2019	3.96	-	3.96	-
Assets for which fair values are disclosed:					
Tax free bond (unquoted) (Refer Note 37.1)	March 31, 2019	238.92	-	238.92	-
Investment Properties (Refer Note 37.2)	March 31, 2019	70.39	-	70.39	-

There have been no transfers between Level 1 and Level 2 during the period.

Note 37.1 Description of valuation techniques used and key inputs to valuation on investment in tax free bonds:

The valuation for tax free bonds are based on valuations performed by an accredited independent valuer. The valuer is a specialist in valuing these types of Bonds. The valuation model used is in accordance with a method recommended by the International Valuation Standards.

The Group has disclosed fair value of the tax free bonds using IMAcS standard methodology which captures the market condition as on given day of valuation on T+1 basis.

The Group has no restrictions on the disposal of its tax free bonds.

Significant unobservable Inputs:

The Independent valuer has made detailed study based on standards methodology for scrip level valuation and have considered the available secondary market and primary market trades for valuation of bonds on reporting date. Outlier trades if any are identified and excluded. Widespread Polling is also considered with market participant to understand the movement in levels. In the case of liquid instruments, the valuation is arrived at based on the value bonds with similar maturity issued by similar issuers or securities are linked to a benchmark and a spread over benchmark is arrived at and the same is carried forward.

NOTES TO THE CONSOLIDATED FINANCIAL STATEMENTS FOR THE YEAR ENDED MARCH 31, 2020

(All amounts are in crores of Indian Rupees, unless otherwise stated)

Note 37.2 Fair value disclosure on Investment properties:

The Group's investment properties consists of office premises let out on lease. As at March 31, 2020 and March 31, 2019, the fair values of the properties are Rs. 61.20 crores and Rs. 70.39 crores respectively. These valuations are based on valuations performed by an accredited independent valuer. The valuer is a specialist in valuing these types of investment properties. The valuation model used is in accordance with a method recommended by the International Valuation Standards. The Group has no restrictions on the disposal of its investment properties and no contractual obligations to purchase, construct or develop investment properties or for repairs, maintenance and enhancements.

Reconciliation of fair value:

Particulars	Amount
Opening balance as at April 1, 2018	69.22
Fair value difference	1.17
Additions	-
Opening balance as at April 1, 2019	70.39
Fair value difference	(9.19)
Additions	-
Closing balance as at March 31, 2020	61.20

Description of valuation techniques used and key inputs to valuation on investment properties:

The Group's has fair valued the office premises property let out on lease using Market approach method.

Significant unobservable Inputs

The independent valuer has made detailed study of prevailing market rate for the commercial buildings in the areas wherein the office premises property is being let out by the Group. This has been adjusted for amenities, depreciation and other lease hold improvements made by the Group to the respective properties.

Note 38. Financial risk management objectives and policies

The Group's principal financial liabilities, include trade and other payables. The Group has various financial assets such as trade receivables and cash and short-term deposits, which arise directly from its operations.

The Group is exposed to market risk, credit risk and liquidity risk. The Group's senior management oversees the management of these risks. The Group's senior management ensures that the Group's financial risk activities are governed by appropriate policies and procedures and that financial risks are identified, measured and managed in accordance with the Group's policies and risk objectives. The Board of Directors reviews and agrees policies for managing each of these risks, which are summarised below.

Market Risk

Market risk is the risk that the fair value of future cash flows of a financial instrument will fluctuate because of changes in market prices. Market risk comprises two types of risk: currency risk and other price risk, such as equity price risk. The value of a financial instrument may change as a result of changes in foreign currency exchange rates, equity price fluctuations, liquidity and other market changes. Future specific market movements cannot be normally predicted with reasonable accuracy. Financial instrument affected by market risk includes investment in equity instruments etc.

Foreign currency risk

Foreign currency risk is the risk that the fair value of future cash flows of an exposure will fluctuate because of changes in foreign exchange rates. The Group's exposure to the risk of changes in foreign exchange rates relates primarily to the Group's operating activities. As per the forex policy, the Group, takes forward contract for transaction where the foreign currency risk on account of movement in exchange rate expected to be high and which is material to Group. The impact of foreign exchange rate fluctuations is evaluated by assessing its exposure to exchange rate risks. Exposure to foreign exchange fluctuation risks is with Monetary receivables / payables denominated in USD, AUD, CAD & GBP.

NOTES TO THE CONSOLIDATED FINANCIAL STATEMENTS FOR THE YEAR ENDED MARCH 31, 2020*(All amounts are in crores of Indian Rupees, unless otherwise stated)*

Particulars	Foreign Currency	March 31, 2020		March 31, 2019	
		Amount in Foreign Currency	Amount in Indian Rupees	Amount in Foreign Currency	Amount in Indian Rupees
Trade Receivables	USD	1.58	119.02	1.19	82.08
Trade Receivables	CAD	0.00	0.02	0.00	0.03
Trade Receivables	AUD	-	-	0.01	0.56
Trade Receivables	GBP	-	-	0.02	1.81
EEFC Bank balance	CAD	0.00	0.03	0.00	0.04
EEFC Bank balance	USD	0.16	12.40	0.38	26.62

Foreign currency sensitivity

The following tables demonstrate the sensitivity to a reasonably possible change in foreign exchange rates, with all other variables held constant. The impact on the Group's profit before tax is due to changes in the fair value of monetary assets and liabilities. The sensitivity analyses in the following sections relate to the position as at March 31, 2020 and March 31, 2019 and as forecasted for volatile currencies.

	Change in forex rate(%)	Effect on profit before tax	Effect on post tax equity
USD			
March 31, 2020	5% Increase	6.57	4.92
	5% Decrease	(6.57)	(4.92)
March 31, 2019	5% Increase	5.44	3.54
	5% Decrease	(5.44)	(3.54)

Credit risk

Credit risk refers to the risk of default on its obligation by the counterparty resulting in a financial loss. The maximum exposure to the credit risk is equal to the carrying amount of financial assets as of March 31, 2020 and March 31, 2019.

Liquidity risk

The Group's prime source of liquidity is cash and cash equivalents and the cash flow generated from operations. The Group has no outstanding bank borrowings. The Group believes that the working capital is sufficient to meet its current requirements. Accordingly, no liquidity risk is perceived.

As of March 31, 2020, the Group had a working capital of Rs. 3,663.35 crores (March 31, 2019 - Rs. 3,495.58 crores) including cash and cash equivalents of Rs. 405.80 crores (March 31, 2019 -Rs. 378.90 crores) and current investment of Rs. 1,972.92 crores (March 31, 2019 - Rs. 2,093.48 crores).

As of March 31, 2020 and March 31, 2019, there are no material liability which is outstanding. Accordingly, no liquidity risk is perceived.

The table below summarises the maturity profile of the Group's financial liabilities based on contractual undiscounted payments.

	Less than one Year	1 to 2 years	More than 2 Years	Total
Year ended March 31, 2020				
Other financial liabilities	221.22	-	6.85	228.07
Trade and other payables	316.65	-	-	316.65
	537.87	-	6.85	544.72
Year ended March 31, 2019				
Other financial liabilities	184.35	-	6.79	191.14
Trade and other payables	229.40	-	-	229.40
	413.75	-	6.79	420.54

NOTES TO THE CONSOLIDATED FINANCIAL STATEMENTS FOR THE YEAR ENDED MARCH 31, 2020

(All amounts are in crores of Indian Rupees, unless otherwise stated)

Note 39. Capital management

For the purpose of the Group's capital management, capital includes issued equity capital, securities premium and all other equity reserves attributable to the equity holders of the parent. The primary objective of the Group's capital management is to maximise the shareholder value.

The Group manages its capital structure and makes adjustments in light of changes in economic conditions and the requirements of the financial covenants. The Group's policy for capital management aims to enhance capital efficiency by the long-term improvement of its value through business growth, while maintaining a sound financial structure. Indicators for monitoring the capital management include total equity attributable to owners of the parent and ROE (ratio of net profit to total equity attributable to owners of the parent). The Group's policy is to keep ROE between 30% to 40%. The Group has achieved the same over past 2 years.

Return On Equity

	March 31, 2020	March 31, 2019
Profit Before Taxes	1,823.62	2,169.33
Less: Finance Income	(54.56)	(65.80)
Add: Finance Cost	12.75	1.65
Earning Before Net Interest and Tax	1,781.81	2,105.19
Equity Share Capital	197.04	197.04
Other Equity	5,527.07	5,329.45
Capital Employed	5,724.11	5,526.49
ROCE	31.13	38.09

No changes were made in the objectives, policies or processes for managing capital during the years ended March 31, 2020 and March 31, 2019.

Note 40. Goodwill on consolidation

Goodwill on consolidation represents the excess purchase consideration paid over net asset value of acquired subsidiary on the date of such acquisition. Such goodwill is tested for impairment annually or more frequently, if there are indicators for impairment. The management does not foresee any risk of impairment on the carrying value of goodwill as at March 31, 2020

Goodwill on consolidation as at March 31, 2020 stood at Rs. 4.80 crores (Previous year March 31, 2019 : Rs. 4.80 crores). The Group acquired 98.18% equity share stake in Kal Radio Limited through investment on various dates and excess purchase consideration paid over the net assets taken over to the extent of Rs. 4.80 crores was recognised as Goodwill.

For the purpose of impairment testing, goodwill acquired in a business combination is allocated to the cash generating units (CGU) within Media and Entertainment operating segment, which benefit from the synergies of the acquisition. The Chief operating decision maker reviews the goodwill for any impairment at each reporting date.

The recoverable amount of CGU is the higher of its fair value less cost to sell and its value-in-use. The fair value of a CGU is determined based on the market capitalisation. The value -in-use is determined based on specific calculations. These calculations use pre-tax cash flow projections for a CGU over a period of ten years. An average of the range of each assumption used is mentioned below. As of March 31, 2020 and March 31, 2019 the estimated recoverable amount of the CGU exceeds its carrying amount. The recoverable amount was computed based on the fair value less cost to sell being higher than value-in-use. The carrying amount of the CGU was computed by allocating the net assets to operating segments for the purpose of impairment testing. The key assumptions used for the calculations are as follows:

Assumption	March 31, 2020	March 31, 2019
Long term growth rate	8% - 10%	8% - 10%
Operating Margins	10% - 15%	10% - 15%
Discount rate	12%	12%

NOTES TO THE CONSOLIDATED FINANCIAL STATEMENTS FOR THE YEAR ENDED MARCH 31, 2020
(All amounts are in crores of Indian Rupees, unless otherwise stated)

Note 41. Statutory Group Information

Name of the entity in the group	Net Assets, i.e., total assets minus total liabilities		Share in profit and loss		Share in other Comprehensive income		Share in total Comprehensive income	
	As % of consolidated net assets	Amount	As % of consolidated profit and loss	Amount	As % of consolidated other comprehensive income	Amount	As % of total comprehensive income	Amount
Parent								
Sun TV Network Limited								
Balance as at 31 March, 2020	86%	4,910.54	99%	1,371.83	(294%)	(0.54)	99%	1,371.29
Balance as at 31 March, 2019	85%	4,726.97	97%	1,394.86	41%	(0.54)	97%	1,394.32
Subsidiaries								
Indian								
1								
Kal Radio Limited								
Balance as at 31 March, 2020	6%	371.95	1%	17.50	316%	0.58	1%	18.22
Balance as at 31 March, 2019	6%	353.87	2%	22.99	47%	(0.61)	2%	22.22
Non-controlling interests in its subsidiary								
Balance as at 31 March, 2020	0%	4.75	0%	0.33	0%	-	0%	0.33
Balance as at 31 March, 2019	0%	4.42	0%	0.41	0%	-	0%	0.41
Joint Venture								
Indian								
1								
South Asia FM Limited								
Balance as at 31 March, 2020	8%	441.62	0%	(4.17)	78%	0.14	0%	(4.17)
Balance as at 31 March, 2019	8%	445.65	1%	15.41	12%	(0.16)	1%	15.41
Total								
Balance as at 31 March, 2020	100%	5,728.86	100%	1,385.49	100%	0.18	100%	1,385.67
Balance as at 31 March, 2019	100%	5,530.91	100%	1,433.68	100%	(1.31)	100%	1,432.37

NOTES TO THE CONSOLIDATED FINANCIAL STATEMENTS FOR THE YEAR ENDED MARCH 31, 2020

(All amounts are in crores of Indian Rupees, unless otherwise stated)

Note 42. As required by Accounting Standard (Ind - AS-37) "Provisions, Contingent Liabilities and Contingent Assets" the details of Provisions are set out as under

Nature of Provision	Opening Balance	Provision for the year	Provision written back / adjusted	Closing Balance
Claims related to Service tax	10.12	1.33	-	11.45
	10.12	1.33	-	11.45

Note 43. Impact of COVID-19 on its financial statements

The Group has assessed the impact of COVID-19 on its financial statements based on the internal and external information, to the extent known and available up to the date of approval of these financial statements and based on current estimates, the Group expects no further adjustments to the carrying amounts as at March 31, 2020 of the investments, intangible assets, receivables and other financial assets. This assessment and the outcome of the pandemic as regards the aforesaid matters is highly dependent on the circumstances / developments as they evolve in the subsequent periods.

Note 44. Approval of financial statements

The consolidated financial statements were reviewed and recommended by the Audit Committee and has been approved by the Board of Directors at their meeting held on August 14, 2020.

For and on behalf of the Board of Directors

Kalanithi Maran
Chairman

R. Mahesh Kumar
Managing Director

R. Ravi
Company Secretary

V C Unnikrishnan
Chief Financial Officer

Place : Chennai

Date : August 14, 2020

[This space has been intentionally left blank]



Sun TV Network Limited

Murasoli Maran Towers
73, MRC Nagar Main Road
MRC Nagar, Chennai - 600028
Tel: 44676767 Fax: 40676161