

Ref No.: EIL/SEC/2021-22/31

5th August, 2021

The Secretary The Calcutta Stock Exchange Limited 7 Lyons Range Kolkata - 700 001 CSE Scrip Code: 15060 & 10015060	The Secretary BSE Limited Phiroze Jeejeebhoy Towers Dalal Street, Mumbai - 400 001 BSE Scrip Code: 500086
The Secretary National Stock Exchange of India Limited Exchange Plaza, 5th Floor, Plot no. C/1, G Block Bandra-Kurla Complex, Bandra (E), Mumbai - 400 051 NSE Symbol: EXIDEIND	-

Dear Sir/Madam,

Sub: Submission of Annual report 2020-21 - Regulation 34 of SEBI (Listing Obligations and Disclosure Requirements) Regulations, 2015

Pursuant to Regulation 34 of SEBI (Listing Obligations and Disclosure Requirements) Regulations, 2015, please find enclosed herewith a copy of Annual Report of the Company for the financial year 2020-21 along with the Notice dated 29th April 2021 convening the Seventy-fourth (74th) Annual General Meeting (AGM) of the Company scheduled to be held on Tuesday, 31st August 2021 at 10.30 AM (IST).

The Notice and Annual report 2021 is available on the website of the Company at www.exideindustries.com and the AGM Notice is also available on the website of NSDL i.e. www.evoting.nsdl.com.

The aforesaid documents are being dispatched today electronically to those Members whose email Ids are registered with the Company/Registrar and Share Transfer Agent (RTA) of the Company or the Depository Participant(s).

The same is for your information and kind records.

Thanking you.

Yours faithfully,
For Exide Industries Limited

Jitendra Kumar
Company Secretary and
President- Legal & Corporate Affairs
ACS No. 11159

Encl: As stated above



LEADING THE CHARGE

Exide Industries Limited
Annual Report
2020-21

Grave adversity often acts as a trigger for radical transitions. For leaders, adversity gives cues that test their conviction as they traverse unfamiliar paths to strive for the pinnacle of success.

At Exide, we are excited at the prospect of progress and welcome change across the organization. While the Covid-19 pandemic is creating new realities, we are adopting systemic changes to thrive and excel in a business that was always dynamic and is now unpredictable. Leading the transformation is our zeal to adopt disruptive technology. We are reinventing our processes, adopting new methods to remain relevant and devising solutions to nurture excellence.

We are consistently empowering our workforce with advanced digital capabilities, enabling virtual communications across the organization, digitalizing our corporate operations and finding ways to successfully edge ahead of the competition. We rely heavily on our innovative spirit to spot or create opportunities. As change invigorates the organization, we stay ahead of the pack by banking on our agility, efficiency and innovation

As we continue to invigorate change, we are leading the charge with agility, efficiency and novelty.

STRONG PERFORMANCE IN FY 2020-21

Net Turnover

₹10,041
Crore

Operating Profit


₹1,356
Crore

Net Profit

₹758
Crore

Contents

About Exide	002	Corporate Overview
Distinct Solutions. Diverse Clients	004	
Key highlights of FY 2020-21	006	
Our Business Model	008	
How Exide performed in FY 2020-21	010	
Leading the charge with market leadership	012	
Leading with the right Products and Partners	016	
Leading the charge with customer-first approach	020	
Leading the charge with digital transformation	026	
Leading the charge with future-ready solutions	032	
Committed to ESG	038	Statutory Reports
People-first approach	044	
Caring for the Community	046	
10-year performance	051	
Corporate Information	052	
Notice of the 74 th Annual General Meeting	053	Financial Statements
Directors' Report & other Annexures (Including Management Discussion & Analysis)	072	
Business Responsibility Report	093	
Report on Corporate Governance	106	
Standalone Financial Statements	150	
Consolidated Financial Statements	216	
Quick Guide on 74 th Annual General Meeting	306	



For more information,
please, visit our
corporate website:

<https://www.exideindustries.com/>

Throughout the report
look out for this



Reference to other
pages within the report

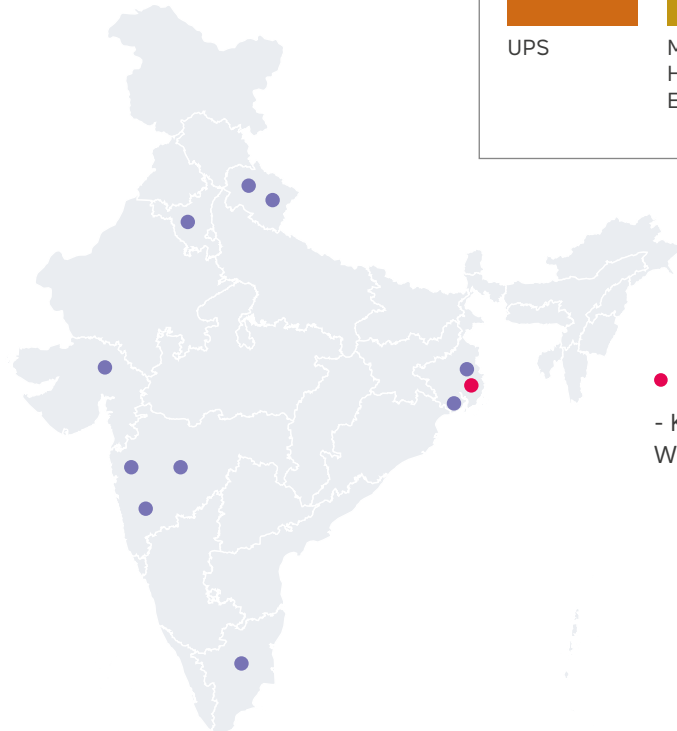
About Exide

Taking charge with agility and dynamism

Exide is the largest storage battery company in India, offering the widest range of products to the automotive and industrial sectors. As a leading battery manufacturer, we continue to power our leadership with innovative products, meeting diverse requirements of an evolving market.











With ten manufacturing plants across India, equipped with state-of-the-art technology, we have the capacity to produce 57 million units of Automobile batteries and over 5 billion Ampere-Hours of Industrial Power. Our deep domain knowledge and years of expertise enable us to consistently satisfy client requirements.

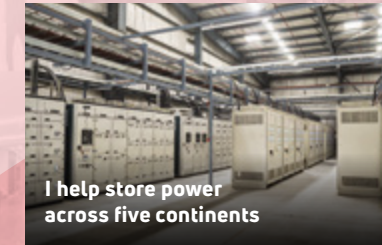
Location of Manufacturing plants & Headquarters




- **Headquarters**
- Kolkata, West Bengal
- **Manufacturing plants**
- Shamnagar, West Bengal
- Haldia, West Bengal
- Bawal, Haryana
- Chinchwad (Pune), Maharashtra
- Talaja, Maharashtra
- Ahmednagar, Maharashtra
- Hosur, Tamil Nadu
- Roorkee, Uttarakhand
- Haridwar, Uttarakhand
- Prantij, Gujarat

Exide Battery Applications

 Automotive	 Submarine	 Power	 Telecom	 Infrastructure
 UPS	 Material Handling Equipment	 Renewable Energy	 Railways	 Mining



I help store power across five continents



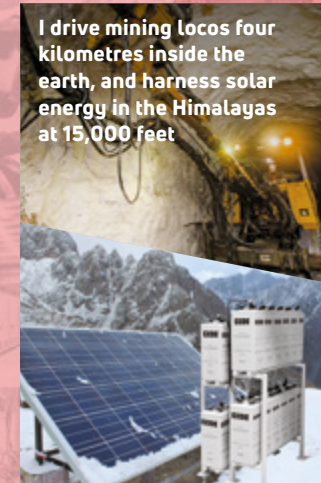
I have seen two World Wars



I have been a market leader for 75 years and have made a profit every year



I saw my country get partitioned



I drive mining locos four kilometres inside the earth, and harness solar energy in the Himalayas at 15,000 feet

I AM YOUR
EXIDE



I am the only lead acid battery company in the world to make batteries from 2.5 Ah to 20,200 Ah



I light up homes and protect nuclear power plants



I sell one battery every second. I compete only with time



I have ten crore users at any point of time

Distinct Solutions. Diverse Clients*

Our Global Presence

Exide has an extensive presence in India and global markets. With our distinct brands, we meet the varied needs of clients from different sectors.



Countries Present in: Bangladesh, Sri Lanka, Cambodia, Malaysia, Mauritius, Singapore, Vietnam



Countries Present in: Kenya, Uganda, Tanzania, Malaysia, the Philippines, Singapore, Thailand, Vietnam, Sri Lanka, Indonesia



Countries Present in: Kenya, Tanzania, Uganda, Australia, South Africa, Botswana, Nigeria, Portugal, Norway, UK



Countries Present in: Nigeria, Cambodia, Canada, Ghana, Maldives, Seychelles, Tanzania, Thailand



Countries Present in: Cambodia, Indonesia, Malaysia, the Philippines, Singapore, Taiwan



Countries Present in: Greece, Malaysia, Paraguay, the Philippines, Thailand



Countries Present in: Singapore, Taiwan

* Including all business


Marquee Clients

Automotive Division

4-Wheeler Customers



3-Wheeler Customers



2-Wheeler Customers



Industrial Division



Traction Customers



Domestic Telecom Customers



Key highlights of FY 2020-21

60+

Countries present

7.5%

YoY increase in
exports

55,000+

Dealers network
(Direct & Indirect)

84.5%

Increase in exports over
the last five years



The fiscal year 2020-21 proved to be an extraordinary year in more ways than one. As the pandemic fundamentally altered lives and livelihoods, it posed serious threats to economic growth and business sustainability. At Exide, our diversified and talented employees came together to deliver unmatched service and rise above challenges.

Operational Highlights of FY 2020-21

- Exclusive partnerships with major automotive OEMs for upcoming launches
- Entered the US markets with our overseas collaborator East Penn
- We digitalized our engagement platforms for channel partners and introduced customized applications and portals, to provide a one-stop solution for every business engagement
- Made significant progress in developing EFB Technology for micro hybrid cars, which is currently in the mobility testing stage
- We set up Kolkata's first 315 kWh Lead Acid technology-based Battery Electric Storage System (BESS) in partnership with CESC Limited
- Our Lithium-ion JV, Nexcharge, collaborated with Tata Power to set-up the country's first grid-connected Lithium-ion based Community Energy Storage System (CESS)
- Made significant progress on our digital transformation journey, across organizational functions
- Scaled up our Batmobile service to provide Vehicle On Road (VOR) assistance to a larger customer base across the country
- Service team got in touch with > 5 Lakh end customers during lockdown to provide assistance for Exide automotive batteries
- Scaled production across verticals to meet the increasing demand in domestic and global markets



Our Business Model

Forging strategies for sustainable value creation

Input

Financial Capital

₹6,894 Crore
Shareholders' funds
₹1,512 Crore
Capex in last three years

Manufacturing Capital

10
Manufacturing plants
₹4,309 Crore
Gross Block

Intellectual Capital

90+
Engineers and technology experts
5
Overseas technical collaborators
5
Patents registered
572
Trademarks registered in India
139
Trademarks registered in overseas markets
33
Designs registered in India
₹73 Crore
Total investment in R&D in last three years

Natural Capital

4,123 Lakh kWh
Electricity consumption
17,97,688 KL
Water consumed

₹23 Crore
Invested towards renewable energy in last three years

252 K MT p.a.
Three state-of-the-art used battery recycling plants to contribute towards a circular economy

Human Capital

5,202
Employees
₹2.43 Crore
Training and Development expense in last three years

Social & Relationship Capital

₹20.94 Crore
Investment in CSR Initiatives
55,000+
Direct and Indirect dealers
3,65,054
Shareholders

Our ecosystem

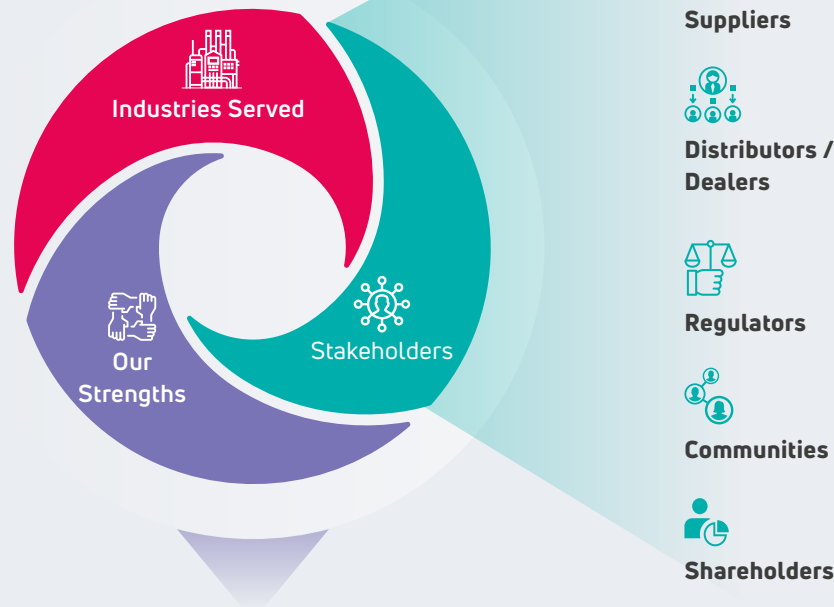
Automotive

Four-wheeler
Three-wheeler
Two-wheeler
Commercial Vehicle
Tractors
Inverter Batteries
E-rickshaw Batteries
HUPS
Others
Exports

Industrial

Telecom
UPS
Energy Storage
Solar
Traction
Railways
Mines
Exports

Submarine



- 1 Future-ready product portfolio
- 2 Customer Centric Business Model
- 3 Extensive International Presence
- 4 Digital Transformation
- 5 Robust Balance Sheet

Output

Financial Capital

₹10,041 Crore
Net Turnover
₹1,356 Crore
Operating Profit
₹1,018 Crore
PBT
₹758 Crore
PAT

Manufacturing Capital

57 million
Units of automotive batteries produced per annum
5 billion AH
Of industrial power supply per annum
2.4 million
Units capacity of punch grid, per annum

Intellectual Capital

Punch Grid
Technology based production lines
Launch of energy
Storage systems, equipped with superior technology and offering high business potential
Front Terminal
High power series for hi-end Data Centre application
Substantial
Progress in Bi-polar technology
EFB technology
Enhanced flooded battery for start stop application
ISS Battery Technology
For mild hybrid and idle stop start application

Natural Capital

4.7 MWp
Solar rooftop capacity
67.5 MWp
Solar ground mounted capacity
9%
Water recycled and reused
15%
Green energy consumption (up from 2.2% in previous year)
518.9
Lakh kWh solar energy generated
Certifications
ISO 9001, IATF 16949, ISO 14001, ISO 45001, ISO / IEC 17025

Human Capital

4.3%
Diversity ratio
716%
Increase in person-hours of training and development over previous year
46,581 hours
Of training provided
1,094
Training courses offered
8.6 yrs
Average tenure

Social & Relationship Capital

₹1,568 Crore
Contribution to exchequer
₹915 Crore
Dividend payment in last three years
₹15,606 Crore
Market capitalization

Outcomes

- Expanded global footprint
- Zero Long-term debt
- A leading lead acid battery manufacturing company
- Efficient utilization of assets
- Automated and state-of-the-art manufacturing facilities
- Real-time monitoring of operational parameters
- Achieved operational synergies through data analytics and technology
- Responsible used-battery disposal process
- Regular waste management with segregation of hazardous and non-hazardous waste
- Ensuring optimal use and recycling of water
- Established alternate energy management cell to monitor energy consumption and reduce carbon emissions
- Empowered workforce
- Collaboration between cross-functional teams
- Increased transparency and objectivity in reward programs
- Committed to improving diversity ratio
- Strategic global collaborators
- Ensured safety protocols amidst Covid-19
- Timely payment to suppliers
- 30-40% dealers assisted through our channel finance programs
- Consistent dividend payment over the years

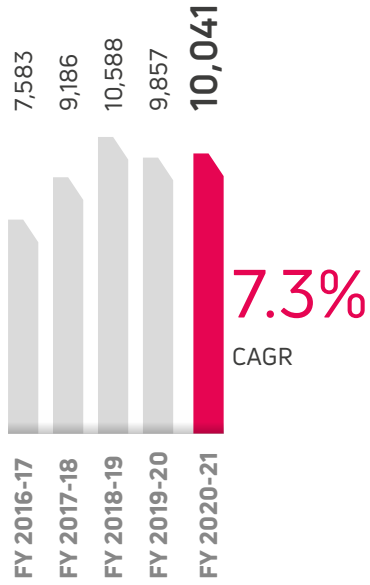
All figures pertain to FY 2020-21 or March 31, 2021, unless otherwise mentioned



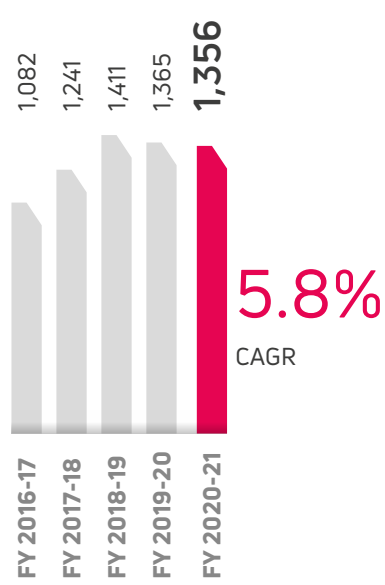
How Exide performed in FY 2020-21

Sustaining growth with consistent performances

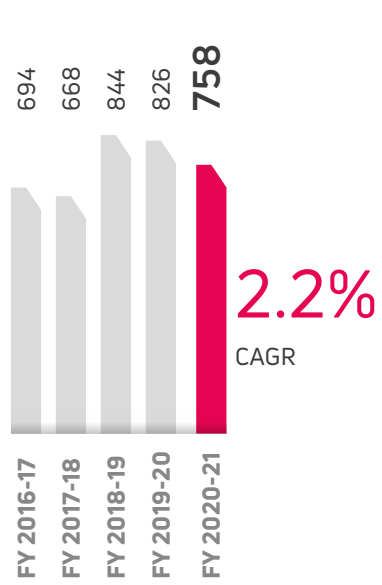
Net Turnover (₹ in Crore)



Operating Profit (₹ in Crore)



Net Profit (₹ in Crore)



R&D spend (₹ in Crore)

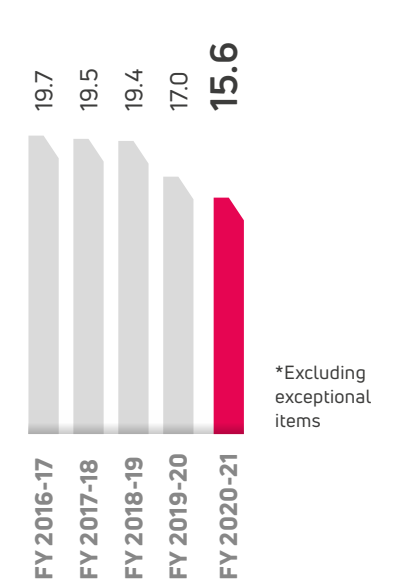


Ratios

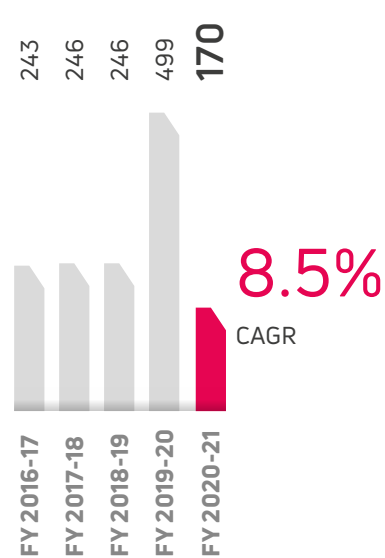
Asset Turnover Ratio



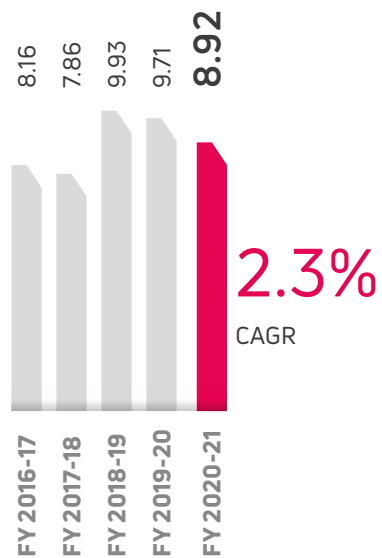
RoCE* (%)



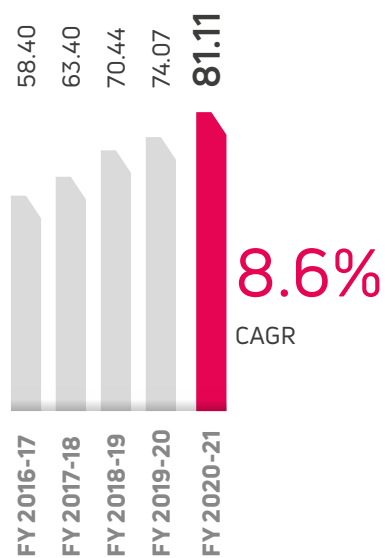
Dividend Yield (₹ in Crore)



Earnings Per Share (₹)

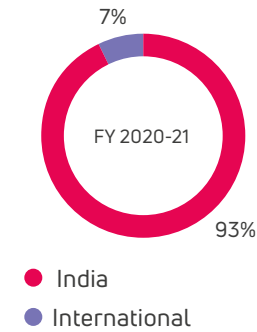


Book Value Per Share (₹)

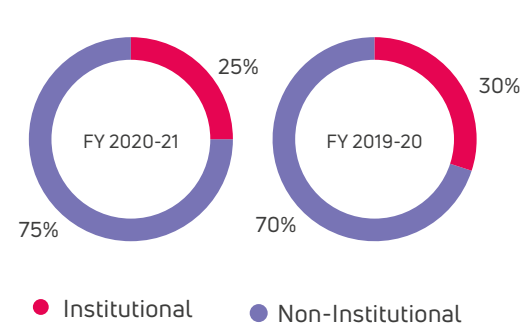


Revenue Mix

Revenue mix by geography



Revenue mix - Institutional and Non-Institutional



CAPEX (₹ in Crore)



Leading the charge with market leadership

At Exide, we believe in delivering results that are visible. To fulfil our growth aspirations, we remain committed to sustaining our market share and improving our presence in newer territories.

We have been the market leaders in the lead-acid battery business for decades now. We harmonized our operations, accelerated our digital marketing efforts and served our customers better than before.

Domestic Markets

Automotive

The Indian automobile sector is gradually recovering as the passenger vehicle and two-wheeler industries registered strong demand, after the easing of lockdown restrictions in Q2 FY2020-21. The preference for private transport, in the middle of the Covid-19 pandemic, gave an impetus to the sector. Being one of the largest contributors to the country's manufacturing GDP and a crucial benchmark of economic growth, the revival of the automotive sector resulted in positive economic growth in Q3 FY 2020-21.

At Exide, we continued to deepen our relationship as exclusive partners for several OEMs in India. Our innovative products and solutions have garnered significant demand among our OEM clients. This enabled us to acquire exclusive battery contracts for various models of fuel-efficient and new-age vehicles.

Several new 4-wheeler models such as the latest Maruti Suzuki Swift-ISG, Nissan-Magnite Petrol and Tata Motors-Safari have been launched in FY 2020-21 and all of them are equipped with Exide batteries



75+

OEMs



Industrial

As a strategic partner for leading companies, the Industrial division reported stronger performance in the second half of FY 2020-21, overcoming the hurdles posed by the Covid-19 pandemic in the first half of the year. It accounted for approximately 26% of our net revenue during the year under review.

Our diverse and innovative offerings cater to a broad range of downstream industries including railways, telecom infrastructure, solar, power and infrastructure, UPS and mines. The Industrial division serves a wide range of applications in varied sectors, enabling it to overcome near-term challenges and achieve sustained growth.

UPS batteries for OEMs and after market service providers are the largest business drivers of the

industrial division. It reported robust double-digit growth in the second half of the year in comparison to pre-Covid years. This was on account of increased demand for UPS, driven mainly by rise in makeshift home offices and data centres. To address the demand surge, we expedited the development and introduction of various new products such as **Front Terminal high power series for hi-end Data Centre application.**

The telecom sector is constantly growing and the merger of Bharti Infratel with Indus Towers is expected to further increase demand for our products. During the year under review, we increased our market share owing to our continued focus on developing and optimising our product portfolio, improving quality and sustaining strong relationships with customers.



In the Infrastructure sector, we saw demand decline as compared with earlier years. This was largely on account of work orders for projects being cancelled or kept on hold on account of the Covid-19 pandemic.

However, the industrial division's growth is likely to rebound following the success of the vaccination drive across the country. With increased demand from downstream sectors, we remain optimistic about achieving double digit growth in the coming fiscal year.



~26%

Share in net turnover from industrial division



Submarine

We manufacture high-end submarine batteries, conforming to the most stringent technical specifications and quality control standards. These are very high-capacity (around 20,200 Ah) specialised batteries, designed specifically for submarines. We are one of the few battery manufacturers capable of producing submarine batteries for Russian Kilo/636/ Romeo/Foxtrot class, German 209

class, French Scorpene class and indigenous nuclear submarines.

Our facilities abide by global standards that validate our indigenous manufacturing capacities. Despite a challenging year, our team successfully executed orders, passed Factory Acceptance Tests (FATs), critical Sea Acceptance Trials (SATs) and Harbour Acceptance Tests (HATs).



Exports

Our exports continue to garner a sustained share of our net turnover. We are constantly expanding our global footprint by adding new customers and consistently growing our product portfolio in the automotive as well as industrial division.



Automotive

The automotive segment registered double-digit growth on a year-on-year basis, primarily on account of our growing footprint in countries such as South Africa and the United States.

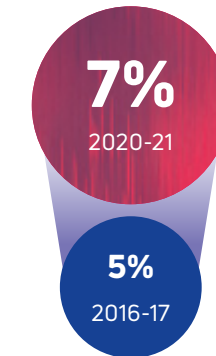
We expanded our distributor base, introduced new products and invested in activities that strengthened our brand. Resting on our robust overseas distribution

network, sales offices and strategically located factories in India, we are reporting record growth in the export market.

Industrial

Exports in the industrial sector largely comprises the sale of storage batteries for material handling equipment such as cranes, pallet-trucks, fork lifts etc. With slowdown in economic activities and

60+ countries of presence



border closures across the globe, exports continued to be impacted in the first two quarters of the year. As economic activity resumed, e-commerce witnessed a steady growth. This led to the demand for warehouses and it subsequently increased the use of material handling vehicles that use our products. Therefore, exports in this division clocked double-digit growth in the second half of the year in comparison to the previous year.

Leading with the right Products and Partners

Our Product Offerings

Automotive Division

4-Wheeler



Exide Epiq
Exide Matrix
Exide Mileage
Exide Eezy

Exide Gold
Exide Cabby
Exide Xpress
Exide Jai Kisan

3-Wheeler



Exide Eko

2-Wheeler



Exide Xplore
Exide Bikerz

E-Rickshaw



Exide E-Ride Tubular Plus
Exide E-Ride Plus

Home UPS



Exide Magic
Exide Star

Exide GQP
Exide HKVA

Inverter Battery



Exide Invatubular
Exide Invamaster
Exide Invaplug Tubular

Exide Instabrite
Exide Invaking
Exide Tubemaster

Genset



Exide Genplus

Industrial Division


Railways



VRLA batteries for train lighting and air-conditioning
Stationary applications

Flooded batteries for electric and diesel locomotives

Telecom



Advanced AGM VRLA batteries

Tubular Gel VRLA batteries

Solar



Tubular Gel VRLA Batteries (Solatron)
Flooded Tubular (Solatubular/Solar Blitz)

Solar Power Generating Systems
Solar Hybrid Inverters
Solar PV Modules
Solar Charge Controllers

Power and Infrastructure Projects



Exide tubular standby batteries (HDP and NDP) Exide TBS tubular batteries
Exide Plante

Futuristic Exide gel tubular batteries
Exide 2V range of VRLA batteries
GroE products

Industrial UPS (IUPS)



Exide IUPS range
SMF Small VRLA (Exide PowerSafe Plus Range)
SMF Medium VRLA (Exide PowerSafe Plus and NXT Range)

Tubular gel VRLA (Exide PowerSafe XHD range)
Flooded tubular (EL/EL+ range)
Chloride IUPS range
SMF VRLA (Chloride SafePower CS7-12)

Mines



Smartlite - LED

Exide Oldham GT Miners Cap Lamps

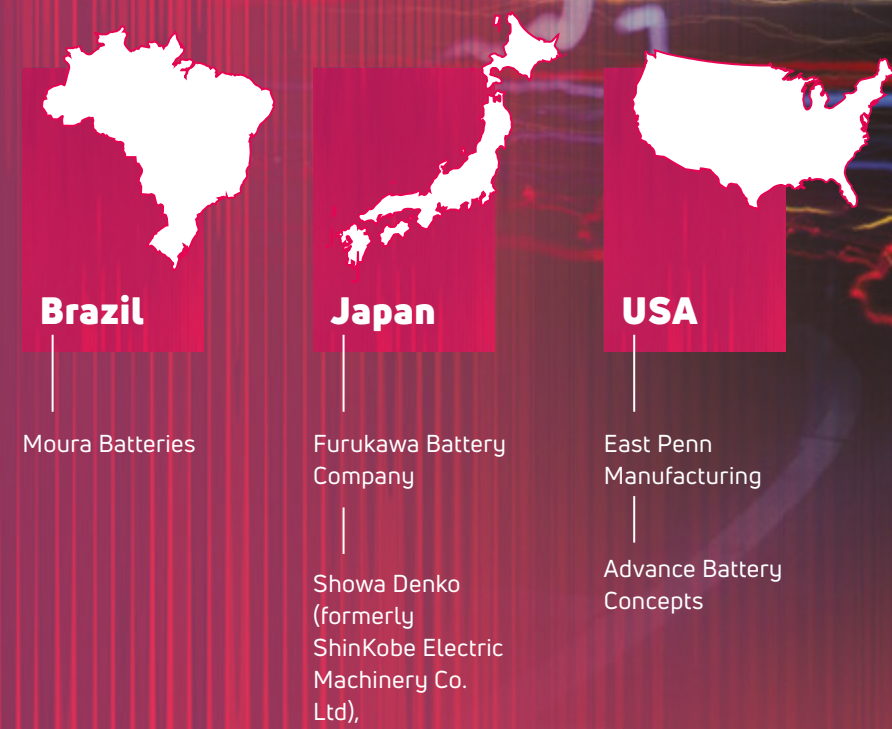
Traction



Exide HSP and GenX range of traction batteries and accessories

Our Strategic Partners

Over the last 25 years we have entered into exclusive technology partnerships with global players. Our strategic collaborations have enabled us to introduce new and innovative products that lay the building blocks for a better tomorrow.



Leading the charge with customer-first approach

At Exide, our customers come first. Our continuous efforts to mobilize resources and become more agile and responsive to customer demands enable us to sustain our leadership in a dynamic environment.

Keeping in touch amidst Covid-19

Despite the challenges posed by the pandemic, at Exide, we proactively tried to stay in touch with our customers as well as dealers. Through multilingual SMS, WhatsApp messages and social media platforms, we tried to assist customers every step of the way. We also reached housing societies to deliver free battery check ups during the lockdown. After the easing of lockdown restrictions, customers could register on our portal and receive free battery check-ups. Short videos and messages were also prepared to offer assistance to our dealers. To empower them during

tough times, we made provision for Covid hospitalization insurance, with a coverage of Rs 2 lakh, for all authorized dealers and distributors of Exide. We also created a Covid-19 helpline in select geographies to help dealers get their queries answered by our panel of doctors.

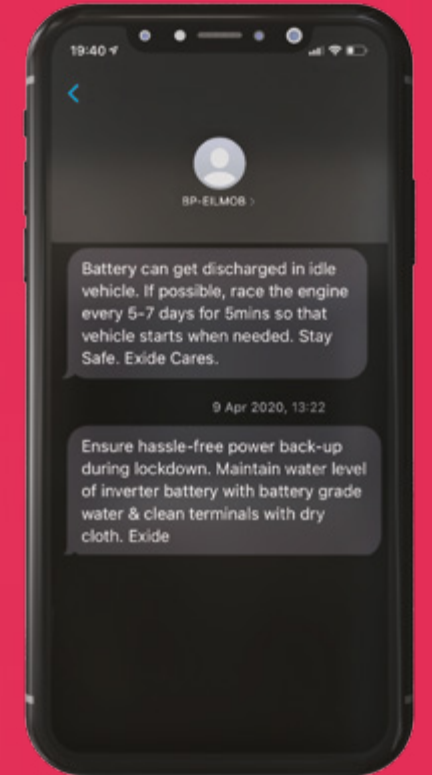
Service team got in touch with

5 Lakh+

End-customers during the lockdown period

972

Housing societies reached for free battery check-up



Supporting Consumers



Assisting Dealers



Bringing our dealers back on track after the Covid-19 crisis – Scan the QR code to watch the video

**EXIDE
BATMOBILE**
DOORSTEP SERVICE

Exide Batmobile, the first-of-its-kind doorstep service in our industry, was first launched in the year 2000 and has since evolved and scaled up to enhance customer experiences. Exide Batmobile service is available for all battery related issues faced by passenger car customers and is being extended to customers of Inverter Batteries and Home UPS

(HUPS) by August 2021. Exide Batmobile service can be availed for car batteries of all brands. Through constant technological improvements, and on-boarding of experienced technicians, endeavour to bring expert services to automotive customers seeking road side assistance within an hour of receiving the request.

2,44,762*

Exide Batmobile customer requests in FY 2020-21

Road-side assistance now covers

85

Cities in India



Scan the QR code to watch the video



“**My car broke down in the middle of nowhere in Bhubaneswar. The Exide Batmobile representative arrived within the shortest possible time and replaced the battery with a new one.**

Arup Kumar Chatterjee, Bhubaneswar

* Including road-assistance and HUPS Home service

Expanding our network by reaching closer to customers.

We expanded our presence across the country with a strong network of 55,000+ direct and indirect dealers. The sales team covers **5 zones and 24 regions**, to efficiently meet customer demands in the shortest possible time.

55,000+

Direct and Indirect Dealers

1,700+

Exide Care Outlets

650

Member Sales Team



A stronger connect with the customers

We continued to be the official partner of Royal Challengers Bangalore (RCB) for the second consecutive year. Our association with RCB has helped to strengthen our brand recall among customers around the country. As the biggest cricket extravaganza returned to India in 2021 we established an enduring relationship with RCB. A couple of promotional videos featuring the RCB team was launched to highlight the doorstep service of Exide Batmobile.



Video 1



Video 2

Scan the QR code to view the Exide RCB Campaign

Revamping Exide Care Digital Experience

To transform digital experiences for our valued patrons, our website was completely revamped during the year. It was redesigned with user-friendly features that helped to improve customer experiences. We also leveraged digital platforms such as WhatsApp to directly get in touch with customers. It allowed our customers to effortlessly request products or services from the comfort of their homes, using the service request forms available on our website or by placing booking requests through the call centre.

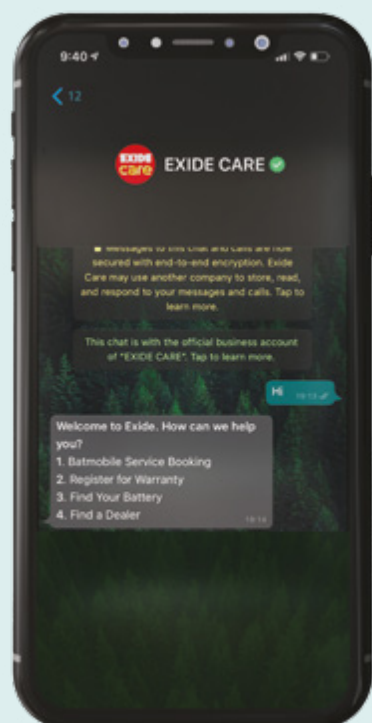
Key Features

Service Booking at the click of a button

Find the Correct Battery for vehicles or Home UPS

Easy Warranty Registration for battery and Home UPS

Instantly locate Dealers based on Pin-code or city name



New Identity. Same old Trust.



With its unparalleled power, superlative quality, coupled with a compelling price-point, SF Batteries have a very distinct positioning in our product portfolio. Capitalising on its immense potential, we revamped the brand image and offered a completely new look and feel.



Over the years, Dynex has seen phenomenal growth. We are constantly expanding the product portfolio and offering contemporary products that meet evolving market requirements. We also aim to reach micro markets, to offer superior quality products at affordable rates.

“ Apart from continuously reinforcing the leadership stature and trust that our flagship brand Exide enjoys, we have reimagined and sharpened the brand identities of SF and Dynex. These initiatives validate our commitment and passion towards widening our presence among a diverse customer base. The world of Exide today is more inclusive to address the mobility needs of our customers across markets and product portfolio.

Arun Mittal, Director - Automotive

Our brand visibility

Short animated video-based campaign showcasing the range of Automotive Batteries



New TVC for Exide Inverter and Inverter Batteries, communicating the leadership stature that we enjoy



Scan the QR code to watch the video

Promoted on Platforms like



YouTube:

10.3 million impressions and
1.9 million views



Facebook:

4.4 million impressions and
2.1 million views

5,300+

Ad spots to reach customers across markets

Aired on 70

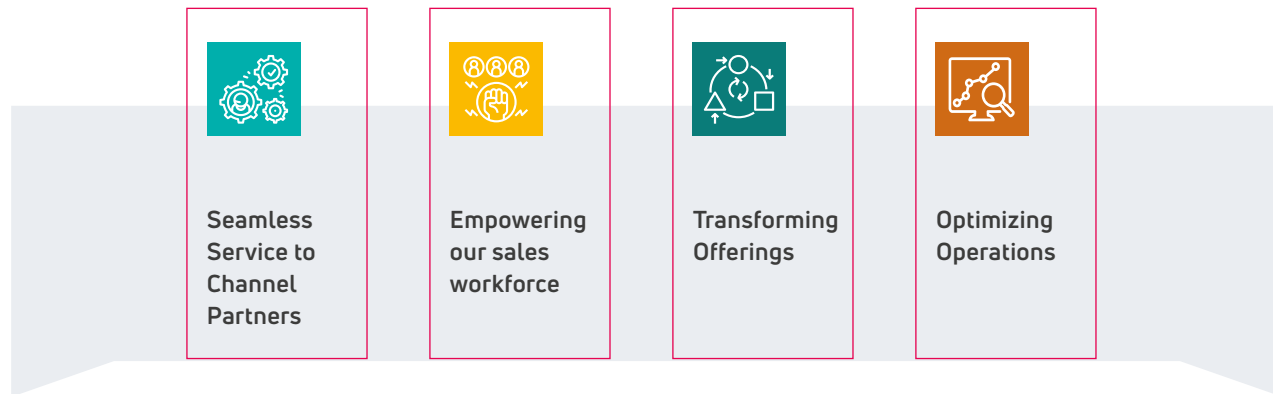
Leading National & Regional TV Channels

Leading the charge with digital transformation

At Exide, we are focused on going beyond conventional expectations, driven by our spirit of pushing the boundaries of imagination. In pursuit of expanding our capabilities, we strengthened our operations with contemporary digital tools that will further solidify our market leadership.

Our constant urge to keep abreast with latest changes has enabled us to sustain multiple transformations over the years. Recently, we have undergone a complete digital transformation across verticals, processes and operations.

Key Digital Transformation areas



Seamless Service for Channel Partners

We constantly strive to provide our customers the best services and improve experiences. During the year, we took multiple initiatives to work closely with our channel partners and strengthen our relationship with them. Some of the key highlights of the year were:

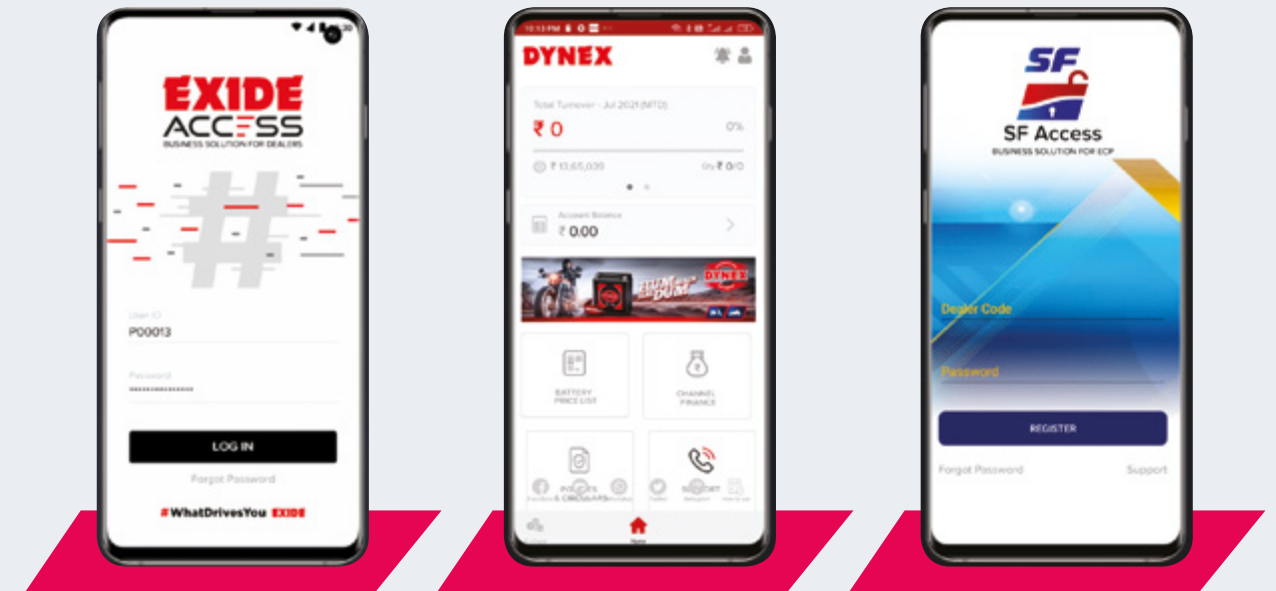
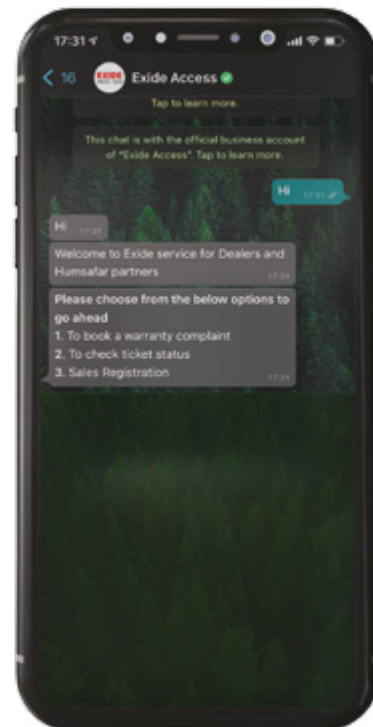
Digitalization of the entire secondary sales system, bringing the channel partners to a single platform for ordering, schemes, invoices and secondary sales.

Partnership with financial institutions to provide **channel financing** to our dealers

End-to-end digitalization of After-sales service; Automated allocation of technicians and geo-tagging for on-the-spot warranty. Channel partners can register warranty related complaints through mobile applications

“Raising service tickets through WhatsApp now is so simple and easy. It not only helps us serve customers faster but, has also transformed our engagement experience with the Company. Also the quick turnaround from the Company in resolving issues has strengthened customer relationship and has led to delightful experiences.”

Dealer, Alpha Batteries, Mumbai



Exide Access - An app for Dealers

Exide DYNEX - An app for Dealers

Exide SF - An app for Retailers

Reassuring credibility



Dealers

In keeping with our core philosophy of value-creation, we extended our relationship with our dealers to go beyond just supplying our products. We also helped to seamlessly integrate accounting processes to enable faster and more transparent disbursement of secondary sales benefits. During the pandemic, when sales were hit, we helped our dealers with channel financing, bringing on-board some of the leading financial institutions that offered financing at competitive borrowing rates. We on-boarded leading banks like SBI, Axis Bank, Standard Chartered Bank and ICICI Bank.

“Today we are connected more than ever before with Exide. The new digital initiatives and mobile applications introduced by Exide help us perform most our regular business transactions. Right from order placement to raising service tickets to monitoring sales – everything is quite simple and convenient. As channel partners, we are empowered with the introduction of digital tools, making our business more efficient.”

Dealer, Monitor Batteries, Ahmedabad

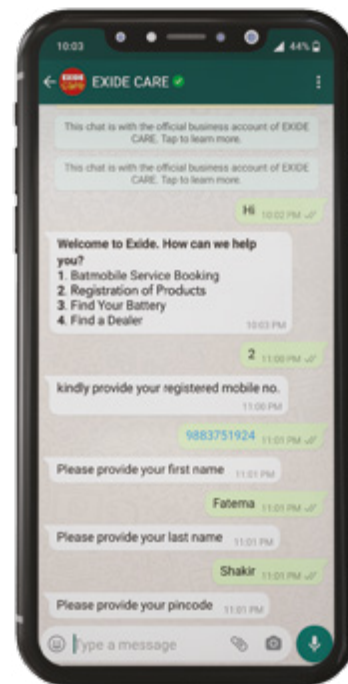
Empowering our sales workforce

We have brought our complete sales force on a **Customer Relation Management platform**. The platform provides an agile medium for intelligent interactions with our channel partners. Similar to a virtual assistance, it provides meaningful insights to ensure better time management and conduct surveys that provide in-depth market understanding. The sales force automation has been a success and has provided visible results for serving customers more effectively. Even our after-sales service team has been digitalized with a field-service app that helps to streamline customer requests.



Transforming Offerings

In our endeavour to provide a hassle-free experience for our customers, we have enabled paperless warranty of our products through an **online registration** process. Customers can also raise tickets and carry out sales registrations through WhatsApp.



Optimizing Operations

We have embarked on an **Industry 4.0** journey to make our Hosur plant in Tamil Nadu, a smart factory using Manufacturing Execution System (MES) application, connecting our processes and machines with real-time monitoring operations. Our shop-floor operations at Hosur are now digitalized and we have better control over real-time data, empowering us with resources to take quick decisions. This has improved accuracy and responsiveness of our processes.

The digital tools now transmit critical information related to number

of units produced, defect data, equipment downtime and Overall Equipment Effectiveness (OEE) on a real-time basis. It also has a positive impact on the accuracy of the pasting process.

We are also working on implementing technology to assist end-to-end supply chain planning and logistics operations through a centralized control tower. We have also embarked on a journey of marketing automation, empowering us to stay connected with the end-consumer throughout the product lifecycle.

“ We are moving towards Industry 4.0, where operations at plant are now future-ready. The digital tools have helped us to optimize our value stream, reducing our reach-to-market time and enabling us to achieve better economies of scale. ”

Avik Kumar Roy, Director-Industrial



Leading the charge with future-ready solutions




Over the decades, we have risen to challenges to build a sustainable company. With our constant focus on innovative and new-age solutions, we are efficiently designing products that meet the needs of tomorrow.



Our first Research & Development Laboratory, setup in 1976, is a testament to our commitment to build a company on the bedrock of innovation. At Exide Leclanche Energy Private Limited, we have always invested in latest technology, upgraded our processes and created customer-centric products that meet changing market requirements.

Exide invested in the Lithium-ion space in 2018 to fast-track the world's transformation towards sustainable energy solutions through its subsidiary Exide Leclanche Energy Private Limited (known as Nexcharge brand), together with our Joint Venture partner, Leclanche, Europe's leading energy storage solutions provider, to build lithium-ion batteries and provide energy storage systems for India's electric vehicle market and grid-based applications.

As more reforms and regulations shape the future of energy transition with the use of Lithium-ion batteries, our production capacity as well as the quality of our solutions will position us as a leading player in this space.



Nexcharge - Future of Sustainable Energy

With our latest technology, Nexcharge offers energy solutions that are scalable as well as eco-friendly. Aligned to climate change needs, we are building capacities to meet the future energy needs.

Location:

Prantij, Sabarkantha,
Gujarat, India



Product & Services

With state-of-the-art products and end-to-end solutions offered by Li-ion batteries including NMC, LFP and LTO, Nexcharge aims to focus on growing opportunities in the Transportation, Industry and Utility sectors.

80.15%

Exide's Holding in Joint-Venture
as on March 31, 2021

₹ 192 Crore

Investment made by
Exide as on March 31, 2021

Transport

Nexcharge offers e-transport solutions powering mobility with efficient and reliable energy storage solutions.

With India undergoing a rapid transition from fossil fuel consumption to renewable energy and gas engines to electric motors, Nexcharge's focus on the e-transport sector covers products that can be used in buses, passenger cars, two wheelers, three-wheelers, trucks, marine, off highway equipment, rail and robots.

Industry & Utility

Nexcharge supplies products to varied segments of the industrial & utility markets. It is focusing on Telecom Towers, UPS, Data Centres, BESS, etc.

Nexcharge as a Service Company

With Nexcharge's state-of-the-art Research & Development facility and its expertise in battery design, it is capable of offering battery design services, cell testing and performance validation, electronics and firmware development, mechanical and thermal design and software development.

Our facility

Nexcharge today possesses India's largest lithium-ion battery pack factory, spread across 6,00,000 sq feet of land, with a built-up area of 100,000 sq ft, located in the automotive hub of Gujarat. The state-of-the-art factory is equipped with fully automated lithium-ion assembly lines for battery packs and modules (pouch/ Prismatic/ cylindrical) and Cell testing labs, with a manufacturing capacity of 1.5 GWh. It is dust proof and is an ISO Class 7 (0.5 µm) certified facility. The factory also adheres to ISO 45001 norms and is ESD (Electrostatic Discharge) safe.

Nexcharge also houses a dedicated Research and Development facility in Bangalore, where a team of 50+ engineers are constantly working to design high-quality battery packs, customised as per our customer requirements.

50+

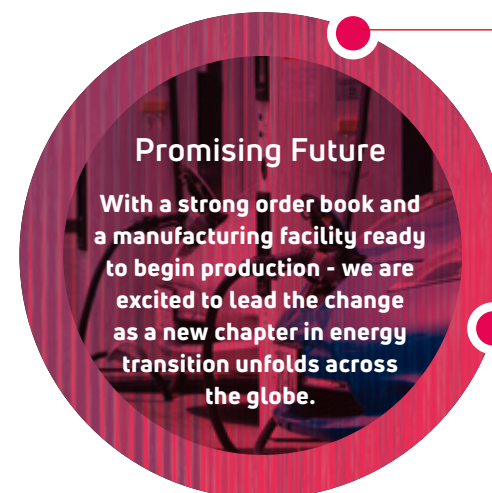
Engineers

1.5 Gwh

Plant Capacity

Nexcharge is ISO 9001:2015, ISO 14000:2015 & ISO 45001:2018 certified.

Lithium-ion batteries are becoming essential for clean and renewable energy transition. The batteries are gaining acceptance for their low-maintenance, lower self-discharge, high demand in multiple downstream solutions like electric-vehicles, solar energy, UPS and the telecom sector. In addition, our research facility in Bangalore has developed and licensed multiple technologies and products over the last two-and-half years, keeping in mind the Indian climate and road conditions. Our battery packs are built to absorb shock, vibration, submersion of mobility on Indian roads and can sustain high temperature and humidity, typical characteristics of a tropical country. Our unique technology gives the batteries twice the life of an average battery pack.



Electric Vehicles

- Large order for 3000 battery packs for electric three wheelers, from a renowned manufacturer
- Multiple pilot orders from start-ups in e-scooter and e-rickshaw space
- Long-term agreement with multiple OEMs

UPS

- One of our recently developed products, it has successfully passed all technical proto-testing with a major telecom giant. A contract worth Rs 75-crore has been signed.

Nexcharge collaboration with Tata Power-DDL (TPDDL)

In collaboration with Tata Power Delhi Distribution (TPDDL), Nexcharge installed the country's first grid-connected lithium-ion based Community Energy Storage System (CESS). The system offers a mechanism for peak shaving, VAR compensation and Deviation Settlement based on the frequency response at substations, with emergency power supply for preferred consumers in the instance of a power failure.



Shri Satyendar Jain, Hon'ble Power Minister, Govt. of NCT of Delhi inaugurating India's first grid-connected Community Energy Storage System at Rani Bagh, New Delhi in the presence of Mr Ganesh Srinivasan, CEO, Tata Power-DDL and Stefan Loius, Chief Executive Officer and Chief Technology Officer, Nexcharge.

Nexcharge, in collaboration with Tata Power sets up the country's 1st grid-connected Lithium-ion based CESS

Words of encouragement

“

We are proud to associate with Nexcharge for setting up the country's first Grid-Connected Battery Energy Storage System at the community level. This will further strengthen our network and ensure reliable power supply to our consumers round the clock. Instead of building a humungous infrastructure of transformers and electric equipment, the Community Energy Storage System (CESS) can be used to meet peak demand while storing surplus power. I believe a wider adoption of such storage systems will help in balancing the load curve of discoms and make them future-ready.

**Mr Ganesh Srinivasan,
CEO, Tata Power-DDL**

Products & Technology introduced during the year

Punch-Grid

Technology

2.4 million

units per annum

Current Manufacturing Capacity

The Punch-Grid Technology, developed with our partners East Penn, USA is an automated, high speed, plate manufacturing system for lead-acid batteries. In another initiative, the R&D engineers have seized an opportunity in overseas markets to introduce a large number of SKUs with Exide's 'punched grid' technology, which is gaining acceptance in the ever-evolving North American markets.

Fast-tracking of Front Access UPS

The development of our high-power front-access UPS, has been expedited due to structural changes in the market that led to a rapid demand for the product. Developed in partnership with our technology partner East-Penn, and manufactured at our Hosur plant in Tamil Nadu, the UPS is a compact, space saving product that is designed to ensure reliability of power supply.

Products in Trial

Micro-Hybrid Car Batteries

Micro-Hybrid cars, also known as Idle Start-Stop cars, are increasingly gaining acceptance in the Indian markets. It is not only beneficial for the environment, but has also emerged as a fuel efficient and economic alternative to traditional cars. Along with our Brazilian partner Moura, we are developing a robust battery to meet the requirement of new-age cars. The battery is being currently evaluated by a major European car manufacturer. The battery is expected to abide by stringent European emission norms and is likely to be launched by Q2 FY 2021-22.



Bipolar Lead-Acid Technology

Partnering with our collaborators Advance Battery Concepts (ABC), USA, we are in advanced stages of building a product which can be used as an alternative for Lithium batteries, for low power requirements, namely low-speed electric two-wheelers. Bench studies have offered promising results and we plan to test it in the Indian markets in the coming financial year.

Battery-Based Energy Storage System

We are working with our technology partner East Penn to further develop technology that gives our batteries an extended life of at least 10 years in challenging weather conditions.

An insight on Exide-CESC BESS Project

The increasing power demand from domestic and commercial consumers has compelled people to explore alternative sources of energy, going beyond conventional sources. The shift towards battery energy storage in the de-regulated electricity market is driven by its cost effectiveness, continued utility and its growing preference as a sustainable solution.

In FY 2020-21, we joined hands with CESC Limited to set up an

Energy Storage project at the East Calcutta Substation using our cutting-edge Advanced Gel Technology with Remote Diagnosis Features. This helped to successfully deploy Battery Energy Storage System (BESS), fulfilling the demand for alternative storage solutions. Offering support to the electricity grid infrastructure, the BESS model creates more resilient energy systems that initiate cost savings for utility companies and consumers.

The system has the capability to supply or accept rated power of 125kVA with a response time in few

milliseconds, opening up a huge opportunity for power regulators to maintain balance in power system with high precision.

Applications envisaged in the project primarily involve:

- **Load Levelling:** To meet seasonal and daily peak demands without overloading distribution transformer
- **Frequency Regulation:** To demonstrate applicability of BESS in Deviation Settlement Mechanism and also to serve generating plants as a primary reserve in handling grid anomaly events
- **Voltage Regulation:** To aid DISCOMs in maintaining grid voltage in the LT distribution feeder as a replacement for STATCOM
- **Energy Arbitrage:** To demonstrate applicability of BESS in neutralizing differential tariff rates for consumers with high power demand



Committed to ESG

As a responsible corporate, we aim to inculcate sustainable practices across the organization. We are committed to drive positive change and are constantly taking steps to integrate social and environmental stewardship throughout our value chain.

Our constant emphasis on upholding our Environment, Social and Governance (ESG) objectives empower us to engage in activities that are directly aligned to UN SDGs. Keeping sustainability at the core

of our operations, we strive to ensure value creation for stakeholders across the vertical. Resting on our core pillars of sustainability, we strive to protect our natural resources and create a safe, fair and inclusive environment, conducive for the growth and prosperity of communities as well as the natural ecosystem.

Sustainability Development Goals addressed



Environment



Exide is committed to protect the natural environment. We undertake various initiatives to fulfil our responsibility towards the environment. We have established and implemented Environmental Management Systems (EMS) in line with the ISO: 14001: 2015 standard and it is audited annually by certified authority. We also conduct internal checks at half-yearly intervals with the help of the factory MRR. The EHS head of the factory also ensures compliance to regulations and in-house policies.

Energy

Energy efficiency is key to building a safe, reliable, affordable and sustainable energy system. We have established an energy management cell, at the corporate level to drive our energy-efficiency initiatives and minimize the effects of climate change by reducing emission of Green House Gases (GHG). We have reduced energy consumption by **1.4%** and fuel (LPG/ PNG) consumption by **5.9%** (25.24 kg/t in FY 2020-21 as against 26.82 kg/t in previous year). We have also implemented off-site solar power generation and rooftop solar installations. Demonstrating our commitment towards a low carbon economy, we are increasing the use of green energy. In FY20-21, we recorded green energy consumption of 15% against 2.2% in FY 2019-20. Moreover, we continued with our Energy Stewardship "Energy Circle" team initiative to conserve energy.

Rooftop Solar:

4.7 MWp
Total installed capacity

Off-site Solar power generation:

67.5 MWp
Total installed capacity



Onsite photo of Hosur plant

To read more about our energy conservation initiatives refer [page 142](#) of the Annual Report

Water Management

We regularly monitor our water consumption and ensure proper maintenance of water supply facilities. Water used in our production plants is recycled and utilized for other purposes within the organization. We recorded annual water consumption of 17,97,688 KL in FY 2020-21, monitored through meters installed at all consumption points. Additionally, reusing of demineralized water used for battery plate washing, for acid dilution, after purification is also being practiced.



Waste Management

We undertake concerted efforts to ensure waste segregation and resource conservation. We also strive to reduce waste generation in our facilities. All hazardous wastes are disposed in accordance with standard protocols. To reduce the negative impact of hazardous waste on soil, water and air, we ensure proper segregation of waste under expert supervision.

Social

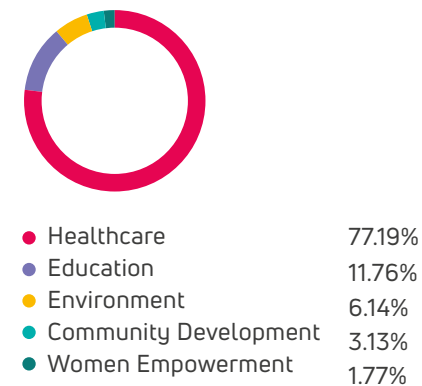


We invest in our employees and communities to generate inclusive economic opportunities for all. Our social endeavours aim to create lasting change in communities, empowering people to lead dignified lives.

Community Impact

We believe in empowering communities within our areas of operation with dedicated programs focusing on good health, quality education, sustainable livelihoods and community infrastructure development. During the pandemic, we initiated Covid-19 relief projects with 77% of our CSR funds utilized for various medical projects.

CSR spend for FY 2020-21:



	₹ in Crore		
	FY 2020-21	FY 2019-20	FY 2018-19
Actual amount spent	20.94	20.76	19.22

Through our flagship “Abhaar” campaign, a special drive was initiated for distribution of nutrition and health kits in collaboration with our NGO partner ‘YUVA Unstoppable’. Through this initiative, we distributed immunity booster kits to 23,199 school students in 55 schools adopted by the Company. The campaign engaged 357 Exide volunteers who invested 1,140 hours to help more than 1,20,300 beneficiaries.

Taking healthcare to remote locations in India, Exide’s primary focus remained on making healthcare accessible to the weaker sections of society. We initiated projects in collaboration with the Diabetics Association of India, the Society for the Rehabilitation of

Paraplegics, Marrow Donor Registry (India), Indian Cancer Society, Cankid-Kidscan, the Ramakrishna Mission and Bharat Sevashram Sangha to provide necessary support required for meeting healthcare needs.

We introduced livelihood enhancement programs for women from tribal and urban slums to create livelihood opportunities. We also invested in the development of community infrastructure such as classrooms, laboratories, sanitation and drinking water facilities. Moreover, we carried out training and development programs for street food vendors in Kolkata and assisted them to resume business after the lockdown.

To read more about our community initiative refer [page 132](#) of the Annual Report



Social Accountability

Our workforce remains the driving force behind our sustained growth. From our recruitment processes, pay practices to safety standards, we strive to create an environment where our employees feel respected, valued, and can contribute to their fullest potential. At Exide, we are conscious about the need for workforce diversity and in accordance with the Sustainable Development Goals (SDGs) we have adopted a policy on Prevention, Prohibition and Redressal of Sexual Harassment (POSH) at workplace to provide a safe working environment for our employees. We have a total workforce of 5,202, comprising 95.7% males and 4.3% females, as on March 31, 2021.

We aim to retain our high-performing team members and initiate employee engagement programs, learning and development initiatives and robust rewards and recognition programs to keep our people motivated. Our learning and development program revolves around the four pillars of Capability Building, High Potential Development, Leadership

development and fostering a conducive working culture. At Exide, we are committed to make our people more agile, backed by the 70 : 20 : 10 approach of on-the-job training, interaction with co-workers / managers and formal training. We have conceptualised and implemented multiple employee engagement initiatives to improve the working environment. Under the umbrella of Exide Learning Academy (ELA) we have designed numerous training programs. A social collaboration platform for employees called **Exide One** was also launched during the

year to connect, collaborate and communicate with employees. It also enabled employees to actively engage with each other.

We remain committed to upholding human rights and have developed a robust mechanism to track any violation and effectively address grievances. We adhere to all applicable laws, including Non-Discrimination and Human Rights Policy to treat employees with dignity and respect. We also revised our policies and implemented rules to support our employees in the aftermath of Covid-19.

5,202

Number of employees (Staff & Permanent Workers)

8.95

Average training hours per employee

46,581

Total number of hours of training provided

1,094

Number of training courses offered

All figures pertain to FY 2020-21 or March 31, 2021

Governance



Transparency is the cornerstone of Exide's philosophy. We, therefore, adhere to the highest standards of corporate governance in letter and spirit. All the Committees of the Board of Directors meet at regular intervals and your Board of Directors has taken the necessary steps to ensure compliance to statutory requirements.

Category of Directors	No. of directors	%	Regulatory requirement on Independence (%)
Executive	4	44.45	
Non-Executive & Non-Independent	1	11.11	
Non-Executive & Independent	4	44.44	33.33
Total	9	100.00	

As on March 31, 2021

Transparent communication with stakeholders is essential for better understanding of their needs. We are committed to building a robust corporate governance framework that ensures constant dialogue with stakeholders. Our Code of Conduct Policy, Whistle-blower Policy, Data Security Policy emphasises adherence to corporate ethics. Besides, our POSH policy enables us to create a safe and secure working environment. The CSR Policy and policy on material subsidiaries are also aligned to our organizational objectives. Moreover, we have

a Vendor Policy for continuous improvement of efficiency and effectiveness for achieving zero defect, zero breakdown and zero accident through TQM initiatives (e.g. 5s, QC, Lean, Kaizen, TPM, etc.)

We have a Risk Management Committee (RMC) to evaluate and review risks annually, mitigate actions and also identify new risks. To address these risks, the Executive Committee (EXCOM) regularly reviews risks and frames mitigation plans that ensure the success of business operations.

44.44%

Board members are Independent Directors, against statutory requirement of 33.33%

>95%

Attendance of Directors at Board & Committee meetings during the FY 2020-21

91%

Of the total remuneration to the Board was paid to the Executive Directors*.

*Balance 9% was paid amongst the Independent Directors by way of Commission based on seniority, expertise, value addition made to the Company. Non-executive directors are also being remunerated by way of sitting fees for attending Board & Committee meetings.

To read more about our Governance framework refer [page 106](#) of the Annual Report

People-first approach

At Exide, we attribute our success to the hard work and dedication of our people. The perseverance demonstrated by each team member over the years, has moulded Exide into a leading force with people empowerment being at the centre of our operational strategy.

Our people are our greatest assets and we constantly strive to create an ecosystem of continuous learning to create a future-ready workforce. We witnessed positive Industrial relations across our manufacturing locations. Sustained efforts were made to build a transformational work culture with the adoption of industry best practices such as

flexible manufacturing, productivity enhancement, total quality management (TQM), workmen engagement, plant trainee schemes and quality circles. We are also focused on leadership development, creating a steady pool of future leaders who can take the company to greater heights of success.



Some of the Initiatives undertaken during the year are as follows:

- Amidst the pandemic, the safety of our employees was our utmost priority. A dedicated helpline, **Exide Corona Mitra**, was set up for employees to serve them while they worked from home.
- We launched a social collaboration platform for employees called "**Exide One**" allowing employees to connect, collaborate and communicate. The platform enabled employees to share information in real-time through

blog posts and allowed them to communicate on a single platform through multiple digital events.

- Under the umbrella of **Exide Learning Academy**, an array of online courses covering TQM and Lean Management were offered to employees.
- We further strengthened our endeavour to foster a conducive organizational culture with our "**Exide Leadership Behaviour (ELB) 360 Degree survey**".
- We continued to develop leaders as coaches and identified "**Exide Master Coaches**" to build a promising talent pipeline.

- We continue to motivate our employees and drive performance through a continuous evaluation process and a competitive performance-based bonus program. Through "**You Did It**" we recognised and rewarded our top performers.
- We also introduced "**Win it Now**" awards recognition scheme for corporate functions.

93%

Employee Participation in Exide Leadership Behaviour 360-degree survey

Caring for the Community

“Everything we do during and after this crisis [Covid-19] must be with a strong focus on building more equal, inclusive and sustainable economies and societies that are more resilient in the face of pandemics, climate change, and the many other global challenges we face.

António Guterres, Secretary-General, United Nations

At Exide, we have always prioritized the well-being of communities within which we operate. Our endeavours are aligned with the agendas specified in the Schedule VII of Companies Act, 2013, and UN SDGs. The social investment projects are strategized in cognizance of the core principle of inclusive growth and socio-economic development for all, especially the marginalized and vulnerable population around our operational areas.

Within a short period of time, the precipitous spread of the novel coronavirus turned into a public health emergency, one of the worst crises of our lifetimes.

Owing to the Covid-19 pandemic, we shifted the focus of our CSR initiatives away from other areas of importance such as education, women empowerment, rural development etc. During the year under review, we collaborated with NGOs and government agencies to strengthen the nation’s fight against Covid-19. With a multi-pronged

approach, we mobilized on-the-ground efforts to ensure systematic support for Covid-19. We leveraged all of our resources to help communities overcome the threat posed by the virus.

77% of the CSR funds were invested for Covid-19 related health support and services and allied health projects undertaken in FY 2020-21

Distribution of Covid-19 beds



Project Jyotirmay – Abhaar Campaign

In the wake of the pandemic, we realised that children studying in government schools were suffering the most due to the unavailability of Mid-Day Meals (MDMs). Due to school closure, during and after the lockdown, children were deprived of the basic nutrition provided through mid-day meals. The parents of these children, mostly daily wage earners, have also lost their source of livelihood, making it even more difficult for the children.

To provide plausible support in these testing times, we initiated a consolidated Nutrition and Hygiene kit distribution drive under our signature Project Jyotirmay – Exide Employee Engagement Programme. We specially structured the drive as ‘Abhaar’ Campaign to express our gratitude for getting this opportunity to serve the underprivileged. The family essential kits consisted of pre-packed ration including wheat flour, rice, pulses, spices, cooking oil, etc. and hygiene essentials such as reusable masks, soaps, and hand sanitizers. The immunity booster kits also consisted of Horlicks and Chawanprash for malnourished children.



357
Exide volunteers participated

1,140
Voluntary hours invested

Supported
23,199
school students and their families

1,20,300+
Total beneficiaries of the campaign

Medical equipment, PPE kits and Ambulance

The Covid relief support was delivered on a war-footing across all locations. We followed a participative process, leading from the front, partnering with local governments, business and health institutions and NGOs to empower the vulnerable during tough times. We assisted them with necessary medical equipment, appliances, furniture and accessories.



Project Jyotirmay – Community support from Exide volunteers

Apart from participating in the massive distribution campaign, our employees engaged in various activities under Project Jyotirmay. Various initiatives for delivery and distribution of medicines in animal hospitals, Covid-19 essentials, personal hygiene items, school stationery and village sanitation products were also undertaken.

400

Voluntary hours invested



143

Exide volunteers participated

Education Projects

One of the highlights for the year was the model school development at the Government Inter College Kunjabahadurpur in Roorkee. The school, which did not have any laboratory facilities, now boasts of a modern building with laboratories. The building now accommodates laboratory facilities for subjects such as science, maths, English, computers, and has a SMART Classroom and a special Tinkering Lab. The facilities will not only allow children to benefit from an advanced academic infrastructure, but will also help the teachers to provide better learning and teaching opportunities.



“**India Sponsorship Committee wishes to express gratitude towards Exide Industries Limited, for sponsoring the Medical Centre and providing other accessories in the year 2020-21. It was a blessing to have this fully functional centre during the second wave of Covid-19. We could use it not just for testing and isolation, but also to quarantine some of the house mothers and treated them at the centre till they recovered completely.**”

Medha Oka, Director Operations - India Sponsorship Committee



Health Centres

At Antar Bharati Balgram, the model medical centre caters to the children and the staff in case of medical exigencies. The fully equipped medical centre was developed with the intention to ensure Covid safety. Thus, the centre was equipped to offer support to Covid patients and it provided quarantine facility for 24 positive children during the second wave of Covid.

Women Empowerment

Our Project Sahelee with Sukriti Welfare Association for Women Entrepreneurs focused on training women in tailoring, embroidery, sanitary and maternity napkin making. The training helped them to earn a steady income during the pandemic.

20,000

Masks and packets of sanitary & maternity napkins were made and sold in FY 2020-21

5,000+

Sanitary napkin packets were distributed to vulnerable women at urban slums and rural areas



Scholastic endeavours for Shalinis

Under the Udayan Shalini Fellowship programme of Udayan Care, 150 graduation level girl students were chosen for this unique program. This is an academic excellence and personality development program for deserving and talented girls from weak socio-economic backgrounds, aiming to turn them into empowered and dignified women or Shalinis.



150

Graduation level girl students benefitted

Managing the environmental balance

Taking into consideration the beneficial impact of the pond restoration project last year, a pond restoration project was taken up at Jaithrawas village by the Bawal team. It resulted in the transformation of an old and abandoned pond that was used

as the village garbage dump. With its rejuvenation, the ground water level in the adjoining areas is expected to improve.

At Hosur, the main focus of environmental projects was the creation of a robust waste management system at Chichurukanapalli, Nallur and Billapur.

Waste collection vehicles were provided for all villages to ensure proper waste collection and disposal. It helped to keep the village and the area around the plant clean and hygienic.



Waste collection vehicles being distributed at Hosur plant



Salutation to the Changemakers

The fiscal year 2020-21 ended on a positive note when Exide was conferred with the YUVA Unstoppable Changemaker 2021 Award for our contribution towards empowering children by his Excellency, the Hon'ble Governor of Gujarat, Shri Acharya Devvrat, in a mega digital event that was attended by over 3000 students, teachers and volunteers from across India. The award celebrated Exide's partnership with YUVA Unstoppable

for delivering stellar projects that ensured essential and conducive infrastructural transformation, especially for delivering safe drinking water, mid-day meals, hygienic and appropriate sanitation facilities for school children, SMART Classrooms for closing the digital divide at Government Schools across India. Model School development is one of the major priorities of Exide-YUVA Unstoppable partnership.

10-year performance

	FY 2011-12	FY 2012-13	FY 2013-14	FY 2014-15	FY 2015-16	FY 2016-17	FY 2017-18	FY 2018-19	FY 2019-20	FY 2020-21
	(₹ in Crore)									
Sales (Net)	5,107	6,071	5,964	6,866	6,848	7,583	9,186	10,588	9,857	10,041
Operating Profit	687	790	825	917	1,026	1,082	1,241	1,411	1,365	1,356
Profit Before Tax (before Exceptional Items)	645	742	723	798	908	976	1,048	1,130	1,057	1,018
Taxation	184	219	236	252	284	282	338	395	210	260
Net Profit	461	523	487	546	624	694	668	844	826	758
Cash Profit	562	636	613	685	782	900	914	1,158	1,188	1,138
Earnings Per Share (₹)	5.43	6.15	5.73	6.42	7.35	8.16	7.86	9.93	9.71	8.92
Dividend Payout*	145	156	178	220	243	243	246	246	499	170
BALANCE SHEET										
Net Fixed Assets	967	1,028	1,025	1,168	1,451	1,687	2,192	2,552	2,671	2,872
Investments	1,555	1,640	1,967	1,896	2,698	2,674	1,969	2,199	2,071	3,059
Current Assets	1,547	1,856	1,941	2,317	1,989	2,414	3,236	3,421	3,500	3,698
Total Assets	4,069	4,524	4,933	5,381	6,138	6,775	7,397	8,172	8,242	9,629
Loans	-	-	-	18	103	170	-	-	-	-
Current Liabilities	954	1,027	1,120	1,205	1,397	1,486	1,867	2,010	1,844	2,658
Subtotal	954	1,027	1,120	1,223	1,500	1,656	1,867	2,010	1,844	2,658
Deferred Tax Liability	83	98	105	126	127	155	141	175	102	77
Net Worth	3,032	3,399	3,708	4,032	4,511	4,964	5,389	5,987	6,296	6,894
Total Liabilities	4,069	4,524	4,933	5,381	6,138	6,775	7,397	8,172	8,242	9,629
Book Value Per Share (₹)**	35.67	39.99	43.62	47.44	53.07	58.40	63.40	70.44	74.07	81.11
Return on Net Worth (%)	17.0	17.2	14.3	14.7	15.5	15.4	13.5	15.7	13.8	12.0

*including Dividend Distribution Tax

** At same per value of share

Figures mentioned since 2015-16 are in accordance with the provisions under Ind-AS

Corporate Information

Board of Directors

Mr Bharat Dhirajlal Shah
Chairman & Independent Director

Mr R.B. Raheja
Vice Chairman & Non-Executive
Non-Independent Director

Mr Gautam Chatterjee
Managing Director & Chief Executive
Officer (till April 30, 2021)

Mr Subir Chakraborty
Managing Director & Chief Executive
Officer (w.e.f. May 1, 2021)

Mr Arun Mittal
Director - Automotive

Mr Asish Kumar Mukherjee
Director - Finance & Chief Financial
Officer

Mr Avik Kumar Roy
Director-Industrial
(w.e.f. May 1, 2021)

Mr Sudhir Chand
Independent Director

Ms Mona N. Desai
Independent Director

Mr Surin Kapadia
Independent Director

Company Secretary

Mr Jitendra Kumar

Board Committees

Audit Committee

Mr Surin Kapadia - Chairman
Mr Sudhir Chand
Ms Mona N. Desai

Nomination & Remuneration Committee

Mr Surin Kapadia - Chairman
Ms Mona N. Desai
Mr R.B. Raheja
Mr Sudhir Chand

Corporate Social Responsibility Committee

Mr Bharat D Shah - Chairman
Mr Sudhir Chand
Mr Subir Chakraborty
Mr Avik Kumar Roy*

Stakeholders Relationship Committee

Mr Sudhir Chand - Chairman
Mr Subir Chakraborty
Mr Asish Kumar Mukherjee*
Mr Ranjan Sarkar*

Risk Management Committee

Mr Surin Kapadia - Chairman
Mr Subir Chakraborty
Mr Asish Kumar Mukherjee
Mr Arun Mittal
Mr Avik Kumar Roy*

Banking Operations Committee

Mr Subir Chakraborty - Chairman**
Mr Asish Kumar Mukherjee
Mr Arun Mittal*

Share Transfer Committee

Mr Subir Chakraborty - Chairman**
Mr Asish Kumar Mukherjee
Mr Jitendra Kumar*

Executive Committee

Mr Subir Chakraborty
Mr Asish Kumar Mukherjee
Mr Arun Mittal
Mr Arnab Saha
Dr Dipak Sen Choudhury
Ms Nupur Roy Choudhury
Mr Avik Kumar Roy
Mr Ranjan Sarkar
Mr Jitendra Kumar

Statutory Auditor

B S R & Co. LLP
Chartered Accountants
Godrej Waterside, Unit No. 603
6th Floor, Tower-1, Plot No. 5
Block-DP, Sector-V, Salt Lake
Kolkata 700 091

Cost Auditor

M/s Mani & Co.
Cost Accountants
'Ashoka' 111, Southern Avenue
Kolkata 700 029

Secretarial Auditor

M/s A. K. Labh & Co.
Company Secretaries
40, Weston Street 3rd Floor,
Kolkata 700 013

Bankers

The Hongkong and Shanghai
Banking Corporation Limited
State Bank of India
Standard Chartered Bank
Citibank N.A.
BNP Paribas
HDFC Bank Limited
ICICI Bank Limited
Axis Bank Limited
Yes Bank Limited
IDBI Bank Limited

Registrar and Share Transfer Agent

C B Management Services (P) Ltd.
P-22, Bondel Road, Kolkata- 700 019
Phone: (033) 4011-6700/6729
Fax: (033) 4011 6739
CIN: U74140WB1994PTC062959
E-mail: rta@cbmsl.com
Website: www.cbmsl.com

Registered Office

Exide House
59E, Chowringhee Road,
Kolkata 700 020
Phone: (033) 23023400/
2283-2118/2171
Fax: (033) 22832637
CIN: L31402WB1947PLC014919
E-mail: exideindustriestlimited@exide.co.in
Website: www.exideindustries.com

Notice of the 74th Annual General Meeting

NOTICE is hereby given that the 74th Annual General Meeting of the Members of the Company will be held on Tuesday, August 31, 2021 at 10.30 A.M. through video conferencing/other audio visual means organized by the Company, to transact the following business:

ORDINARY BUSINESS

- To receive, consider and adopt the audited financial statements (including audited consolidated financial statements) for the financial year ended March 31, 2021 and the Reports of the Directors and the Auditors thereon.
- To confirm the payment of interim dividend paid during the financial year ended March 31, 2021.
- To appoint a Director in place of Mr Asish Kumar Mukherjee (DIN:00131626) who retires by rotation and, being eligible, offers himself for re-appointment.

SPECIAL BUSINESS

- To consider and, if thought fit, to pass with or without modification(s) the following resolution as an **Ordinary Resolution**:

"RESOLVED THAT pursuant to the provisions of Sections 196, 197 and 203 read with Schedule V and all other applicable provisions of the Companies Act, 2013 and the Companies (Appointment and Remuneration of Managerial Personnel) Rules, 2014 (including any statutory modification(s) or re-enactment thereof for the time being in force), Mr Subir Chakraborty (DIN:00130864) be and is hereby appointed as the Managing Director and Chief Executive Officer of the Company for a period of three (3) years beginning from May 01, 2021 till April 30, 2024 on such remuneration and terms and conditions of service as detailed in the Explanatory Statement under Section 102(1) of the Companies Act, 2013 annexed to the Notice convening the meeting, with liberty to the Board of Directors, including any Committee thereof, to alter or vary the terms and conditions of appointment and/or remuneration, subject to the limits specified under Schedule V of the

Companies Act, 2013 and any statutory modification or re-enactment thereto;

RESOLVED FURTHER THAT the Board of Directors including any Committee thereof be and is hereby authorised to do all acts and take all such steps as may be necessary, proper or expedient to give effect to the aforesaid resolution."

- To consider and, if thought fit, to pass with or without modification(s) the following resolution as an **Ordinary Resolution**:

"RESOLVED THAT pursuant to the provisions of Section 152 and other applicable provisions of the Companies Act, 2013 read with the Companies (Appointment and Qualification of Directors) Rules, 2014, Mr Avik Kumar Roy (DIN:08456036), who was appointed as an Additional Director of the Company with effect from May 01, 2021 by the Board of Directors of the Company pursuant to Section 161 of the Companies Act, 2013 and Article 118 of the Articles of Association of the Company and in respect of whom the Company has received a notice in writing from a member proposing his candidature for the office of Director, be and is hereby appointed as a Director of the Company whose period of office shall be liable to determination by retirement of directors by rotation;

RESOLVED FURTHER THAT pursuant to the provisions of Sections 196, 197 and 203 read with Schedule V and all other applicable provisions of the Companies Act, 2013 and the Companies (Appointment and Remuneration of Managerial Personnel) Rules, 2014 (including any statutory modification(s) or re-enactment thereof for the time being in force), approval of the Company be and is hereby accorded for the appointment of Mr Avik Kumar Roy as a Whole-time Director designated as Director - Industrial of the Company at such remuneration and terms and conditions of service as detailed in the Explanatory Statement under Section 102(1) of the Companies Act, 2013 annexed to the Notice convening the meeting, with liberty to the Board of Directors, including any Committee thereof, to alter or vary the terms and conditions of appointment and/or remuneration, subject to the limits specified under Schedule V of the

* inducted as member w.e.f May 1, 2021

** appointed as Chairman w.e.f May 1, 2021

Companies Act, 2013 and any statutory modification or re-enactment thereto;

RESOLVED FURTHER THAT his re-appointment as a Director of the Company immediately on retirement by rotation shall not be deemed to constitute a break in his appointment / service as a Whole-time Director of the Company;

RESOLVED FURTHER THAT the Board, including any Committee thereof, be and is hereby authorised to do and perform all such acts, deeds, matters and things as may be considered necessary to give effect to the aforesaid resolution."

6. To consider and, if thought fit, to pass with or without modification(s) the following resolution as an **Ordinary Resolution:**

"RESOLVED THAT pursuant to the provisions of Sections 196, 197 and 203 read with Schedule V and all other applicable provisions of the Companies Act, 2013 and the Companies (Appointment and Remuneration of Managerial Personnel) Rules, 2014 (including any statutory modification(s) or re-enactment thereof for the time being in force) and Article 116 of the Articles of Association of the Company, revision in the remuneration and other terms and condition of service of Mr Arun Mittal, Whole time director (designated as Director-Automotive) (DIN:00412767) of the Company, be and is hereby approved with effect from May 01, 2021 for remainder of duration of appointment upto April 30, 2024 as detailed in the Explanatory Statement under

Section 102(1) of the Companies Act, 2013 annexed to the Notice convening the meeting;

RESOLVED FURTHER THAT save and except as aforesaid, the Ordinary Resolution approved and passed by the Members vide Meeting dated August 03, 2019 with respect to the appointment of Mr Arun Mittal as Whole-time director (designated as Director-Automotive) shall continue to remain in full force and effect;

RESOLVED FURTHER THAT the Board, including any Committee thereof, be and is hereby authorised to do and perform all such acts, deeds, matters and things as may be considered necessary to give effect to the aforesaid resolution."

7. To consider and if thought fit, to pass with or without modification(s) the following resolution as an **Ordinary Resolution:**

"RESOLVED THAT pursuant to the provisions of Section 148 and other applicable provisions, if any, of the Companies Act, 2013 and the Rules made thereunder (including any statutory modification(s) or re-enactment thereof, for the time being in force) the remuneration payable to M/s Mani & Co., Cost Accountants (Registration no. 000004) who have been appointed by the Board of Directors as Cost Auditors for audit of the Cost Records of the products manufactured by the Company for the financial year ending March 31, 2022 on a remuneration of ₹ 9,00,000/- (Rupees Nine Lakh only) plus out of pocket expenses and applicable taxes, be and is hereby ratified."

By Order of the Board

Sd/-

Jitendra Kumar

Company Secretary and
EVP – Legal & Administration
ACS No. 11159

Place: Kolkata
Date: 29.04.2021

NOTES

- In view of the continuing COVID-19 pandemic, the Ministry of Corporate Affairs ("MCA") continued allowing conducting Annual General Meeting (AGM) through video conferencing (VC) or other audio visual means (OAVM) vide its Circular No. 02/2021 dated January 13, 2021 read with Circular No. 20/2020 dated May 05, 2020, Circular No. 17/2020 dated April 13, 2020 and Circular No. 14/2020 dated April 08, 2020 (collectively referred as "MCA Circulars") prescribing the procedures and manner of conducting the Annual General Meeting through VC/OAVM and Securities and Exchange Board of India ("SEBI") vide its Circular No. SEBI/HO/CFD/CMD2/CIR/P/2021/11 dated January 15, 2021 read with Circular no. SEBI/HO/CFD/CMD1/CIR/P/2020/79 dated May 12, 2020 (collectively referred as "SEBI Circulars") permitted the holding of AGM, without physical presence of the Members at a common venue.
- In compliance with the said MCA and SEBI Circulars, the 74th AGM of the Members will be held through video conferencing (VC) or other audio visual means (OAVM). The Members can attend and participate in the AGM through VC/OAVM only. National Securities Depository Limited ('NSDL') will be providing facility for voting through remote e-Voting for participation in the AGM through VC / OAVM facility and e-Voting during the AGM. The detailed procedure for participating in the meeting through VC/OAVM forms a part of this Notice. The registered office of the company shall be deemed to be the venue of the AGM.
- In terms of the MCA Circulars since the physical attendance of Members have been dispensed with, there is no requirement of appointment of proxies. Accordingly, the facility of appointment of proxies by Members under Section 105 of the Companies Act, 2013 ("the Act") will not be available for the 74th AGM and hence the Proxy Form, Attendance Slip and route map of the AGM are not annexed to this Notice.
- Members of the Company under the category of Institutional Investors are encouraged to attend and vote at the AGM through VC/OAVM. Institutional/ Corporate members are requested to send a duly certified copy of the Board Resolution authorizing their representative to attend AGM through VC/OAVM on its behalf and vote through e-Voting. The said Resolution/Authorization shall be sent to the Scrutinizer by email through its registered email address to aklabhcs@gmail.com with a copy marked to evoting@nsdl.co.in.
- The Members can join the AGM in the VC/OAVM mode 30 minutes before the scheduled time of the commencement of the Meeting by following the procedure mentioned in the Notice. The facility of participation at the AGM through VC/OAVM will be made available for 1000 members on first come first served basis. This will not include large Shareholders (Shareholders holding 2% or more shareholding), Promoters, Institutional Investors, Directors, Key Managerial Personnel, the Chairpersons of the Audit Committee, Nomination and Remuneration Committee and Stakeholders Relationship Committee, Auditors etc. who are allowed to attend the AGM without restriction on account of first come first served basis.
- The attendance of the Members attending the AGM through VC/OAVM will be counted for the purpose of reckoning the quorum under Section 103 of the Act.
- The Notice and Annual report 2021 is also available on the website of the Company at www.exideindustries.com, website of the Stock Exchanges i.e. BSE Limited and National Stock Exchange of India Limited at www.bseindia.com and www.nseindia.com respectively and the AGM Notice is also available on the website of NSDL i.e. www.evoting.nsdl.com.
- The relevant details pursuant to Regulations 36(3) of the SEBI Listing Regulations and Secretarial Standard on General Meetings (SS-2) issued by the Institute of Company Secretaries of India, in respect of Director seeking appointment/re-appointment at this AGM is annexed.

The Explanatory Statement pursuant to Section 102(1) of the Companies Act, 2013 in respect of the Special Business to be transacted at the Meeting is also annexed hereto.
- All the documents referred to in the accompanying Notice and Explanatory Statements will be available for inspection in electronic mode from date of circulation of this Notice up to the date of AGM. Members can inspect the same by sending an email to cosec@exide.co.in.
- Members can submit questions in advance with regard to the financial statements or any other matter

to be placed at the 74th AGM, from their registered email address, mentioning their name, DP ID & Client ID number /folio number and mobile number, to reach the Company's email address at cosec@exide.co.in on or before Tuesday, 24th August, 2021. Such questions by the Members shall be taken up during the meeting and replied by the Company suitably.

11. Members, who would like to ask questions during the AGM with regard to the financial statements or any other matter to be placed at the AGM, need to register themselves as a speaker by sending their request from their registered email address mentioning their name, DP ID & Client ID number/folio number and mobile number, to reach the Company's email address at cosec@exide.co.in on or before Tuesday, 24th August, 2021. Those Members who have registered themselves as a speaker shall be allowed to ask questions during the 74th AGM, depending upon the availability of time. The Company reserves the right to restrict the number of questions and number of speakers, as appropriate for smooth conduct of the AGM.
12. The Register of Directors and Key Managerial Personnel and their shareholding, maintained under Section 170 of the Act, and the Register of Contracts or Arrangements in which the directors are interested, maintained under Section 189 of the Act, will be available electronically for inspection by the Members during the AGM. All documents referred to in the Notice will also be available for electronic inspection without any fee by the members from the date of circulation of this Notice up to the date of AGM. Members seeking to inspect such documents can send an email to cosec@exide.co.in
13. Pursuant to the provisions of Sections 139, 142 and other applicable provisions, if any, of the Act read with the Companies (Audit and Auditors) Rules, 2014, the Company at its 70th Annual General Meeting held on 27th July, 2017 appointed M/s. B S R & Co. LLP, Chartered Accountants (ICAI Registration No.: 101248W/W-100022) as the Statutory Auditors of the Company for five consecutive years, i.e. till the conclusion of 75th Annual General Meeting, subject to ratification at every Annual General Meeting in between. In accordance with the Act, the appointment of Statutory Auditors is not required to be ratified at every AGM.
14. Members are requested to contact the Company's Registrar & Share Transfer Agent (RTA),

C B Management Services (P) Limited, P-22 Bondel Road, Kolkata – 700 019 (Phone No. [033] 4011 6700/4011 6725/4011 6729/4011 6742; Fax No. [033] 4011 6739; email id: rta@cbmsl.com) for reply to their queries/redressal of complaints, if any, or contact Ms Seema Bajaj/Ms Atreyee Mukherjee at the registered office of the Company (Phone +91 33 2302 3400, Email: cosec@exide.co.in).

15. Members wishing to claim dividends that remain unclaimed are requested to correspond with the RTA as mentioned above, or with the Company Secretary, at the Company's registered office or at cosec@exide.co.in. Members are requested to note that dividends that are not claimed/encashed for a period of seven years from the date of transfer to the Company's Unpaid Dividend Account, are liable to be transferred to the Investor Education and Protection Fund (IEPF). Further all the shares on which dividend remains unclaimed for seven consecutive years shall be transferred to the IEPF Authority as per Section 124 of the Act, read with applicable IEPF (Accounting, Audit, Transfer and Refund) Rules 2016, as amended, from time to time.

Due dates for transfer of Unclaimed Dividend to IEPF are provided in the Report on Corporate Governance and is also available on the website of the Company under "investors" section. Particulars of shareholders who have not claimed/encashed their dividend for the financial year ended 2013-14 (Final) and 2014-15 (Interim) onwards are available on the Company's website at <https://www.exideindustries.com/investors/unclaimed-dividends.aspx> and also on the website of the Ministry of Corporate Affairs.

The shareholders are therefore encouraged to verify their records and claim their dividends of all the earlier seven years, if not claimed.

16. The due date for transferring the final dividend and corresponding shares for the financial year ended March 31, 2014 and the interim dividend and corresponding shares for the financial year ended March 31, 2015 are August 28, 2021 and August 21, 2021 respectively. Members are requested to ensure that they claim the dividends and shares referred above, before they are transferred to the said Fund.

Members/claimants whose shares, unclaimed dividend, have been transferred to the IEPF Demat Account or the Fund, as the case may be, may claim the shares and/or apply for refund by making an

application to the IEPF Authority in Form IEPF-5 (available on <http://www.iepf.gov.in>) along with requisite fee as decided by the IEPF Authority from time to time.

17. As per Regulation 40 of SEBI (Listing Obligations and Disclosure Requirements) Regulations, 2015 ("SEBI Listing Regulations"), as amended, securities of listed companies can only be transferred in dematerialized form with effect from April 01, 2019. In view of this and to eliminate all risks associated with physical shares and for ease of portfolio management, Members are advised to dematerialize shares held by them in physical form.

Further, SEBI, vide circular dated September 07, 2020 had fixed March 31, 2021 as the cut - off date for re-lodgement of transfer requests and stipulated that such transferred shares shall be issued only in demat mode. In this regard, SEBI vide circular no. SEBI/HO/MIRSD/RTAMB/CIR/P/2020/236 dated December 02, 2020 had issued the operational guidelines with the timelines for crediting the transferred shares into the respective demat account of the investor.

18. SEBI has mandated the submission of the Permanent Account Number (PAN) by every participant in the securities market. Members holding shares in electronic form are, therefore, requested to submit their PAN to their depository participant(s). Members holding shares in physical form are required to submit their PAN details to the RTA.
19. Members holding shares in electronic form are advised that address/bank details as furnished to the Company by the respective depositories, viz., NSDL and CDSL, will be considered for payment of dividend through NECS, or any other electronic mode. Please contact your Depository Participants (DP) and register your bank account details in your demat account, as per the process advised by your DP.
20. Members holding shares in physical form are requested to notify/send the following particulars to the Company or RTA to facilitate better service: -
 - i. Any change in their address/bank details; email address and
 - ii. Details of share certificate(s), held in multiple accounts in identical names or joint accounts in the same order of names for consolidation of such shareholdings into one account.

To register e-mail address for all future correspondence and update the bank account details, please follow the below process:

Physical Holding	Demat Holding
<p>Send a request to RTA at rta@cbmsl.com:</p> <p>(i) To register e-mail address, please provide Folio No., Name of shareholder, scanned copy of the share certificate (front and back), PAN and AADHAR (self-attested scanned copy)</p> <p>(ii) To update bank account details, In addition to documents stated in point (i) above, please send the following additional documents/information followed by the hard copies:</p> <ol style="list-style-type: none"> a) Name of the bank and branch address b) Type of bank account i.e. savings or current c) Bank account no. allotted after implementation of core banking solutions d) 9-digit MICR code no. and 11-digit IFSC code f) Original cancelled cheque bearing the name of the first shareholder, failing which a copy of the bank passbook / statement attested by a bank 	<p>Please contact your DP and follow the process advised by your DP.</p>

21. Members holding shares in single name are advised to avail the facility of nomination in respect of shares held by them pursuant to the provisions of Section 72 of the Act. Members holding shares in physical form desiring to avail this facility may send their nomination in the prescribed Form No. SH-13 duly filled-in to the RTA. Members holding shares in electronic mode may contact their respective Depository Participant(s) for availing this facility.
22. Non-Resident Indian Members are requested to inform the Company/RTA (if shareholding is in physical mode) / respective DPs (if shareholding is in demat mode), immediately of:
 - a) Change in their residential status on return to India for permanent settlement; and

- b) Particulars of their bank account maintained in India with account type, account number and name and address of the bank with pin code number, if not furnished earlier.
23. In accordance with the MCA and SEBI circulars and owing to the difficulties involved in dispatching of physical copies of the financial statements (including Report of Board of Directors, Auditor's report or other documents required to be attached therewith), such statements including the Notice of AGM are being sent in electronic mode to Members whose e-mail address is registered with the Company or the Depository Participant(s) Members who have not updated their email addresses may follow the detailed process at point no. 20 to register their email id and obtain the Annual report.
24. Instructions for e-Voting and joining the AGM are as follows:

A. VOTING THROUGH ELECTRONIC MEANS

- i. Pursuant to the provisions of Section 108 of the Act read with Rule 20 of the Companies (Management and Administration) Rules, 2014 (as amended), Regulation 44 of SEBI Listing Regulations (as amended) and in terms of SEBI vide circular no. SEBI/HO/CFD/CMD/CIR/P/2020/242 dated December 09, 2020 in relation to e-Voting facility provided by Listed Entities, the Members are provided with the facility to cast their vote electronically, through the e-Voting services provided by NSDL, on all the resolutions set forth in this Notice. The instructions for e-Voting are given herein below.
- ii. The remote e-Voting period commences on Friday, August 27, 2021 (9:00 a.m. IST) and ends on Monday, August 30, 2021 (5:00 p.m. IST). During this period, members holding shares either in physical or dematerialized form, as on cut-off date, i.e. as on Tuesday, August 24, 2021 may cast their votes electronically. The e-Voting module will be disabled by NSDL for voting thereafter. A member will not be allowed to vote again on any resolution on which vote has already been cast.
- iii. The voting rights of members shall be proportionate to their share of the paid-up equity share capital of the Company as on the cut-off date. A person who is not a Member as on the cut-off date should treat this Notice of AGM for information purpose only.

- iv. In addition, the facility for voting through electronic voting system shall also be made available during the AGM. Members attending the AGM who have not cast their vote by remote e-Voting shall be eligible to cast their vote through e-Voting during the AGM. Members who have voted through remote e-Voting shall be eligible to attend the AGM, however, they shall not be eligible to vote at the meeting.
- v. Any person holding shares in physical form and non-individual shareholders, who acquires shares of the Company and becomes a Member of the Company after sending of the Notice and holding shares as of the cut-off date, may obtain the login ID and password by sending a request at evoting@nsdl.co.in. However, if he / she is already registered with NSDL for remote e-Voting then he /she can use his / her existing User ID and password for casting the vote. In case of Individual Shareholders holding securities in demat mode and who acquires shares of the Company and becomes a Member of the Company after sending of the Notice and holding shares as of the cut-off date may follow steps mentioned below under "Login method for remote e-Voting and joining virtual meeting for Individual shareholders holding securities in demat mode."
- vi. Mr A K Labh, Practicing Company Secretary (FCS-4848/ CP-3238) of M/s A. K. Labh & Co., Company Secretaries (email id: aklabhcs@gmail.com) of 40, Weston Street, 3rd Floor, Kolkata 700 013 has been appointed as Scrutinizer to scrutinize the entire e-Voting in a fair and transparent manner.
- vii. The results on the resolutions will be declared not later than 48 hours of conclusion of the AGM or any adjournment thereof. The declared results along with the Scrutinizer's Report will be available on the Company's website at www.exideindustries.com and on the website of NSDL at www.evoting.nsdl.com and will also be forwarded to the Stock Exchanges where the Company's shares are listed. Subject to receipt of requisite number of votes, the resolutions set out in the Notice shall be deemed to be passed on the date of the AGM.

How do I vote electronically using NSDL e-Voting system?

The way to vote electronically on NSDL e-Voting system consists of "Two Steps" which are mentioned below:

Step 1: Access to NSDL e-Voting system

Step 2: Cast your vote electronically and join virtual meeting on NSDL e-Voting system

Step 1: Access to NSDL e-Voting system

A) Login method for e-Voting and joining virtual meeting for Individual shareholders holding securities in demat mode

In terms of SEBI circular dated December 09, 2020 on e-Voting facility provided by Listed Companies, Individual shareholders holding securities in demat mode are allowed to vote through their demat account maintained with Depositories and Depository Participants. Shareholders are advised to update their mobile number and email Id in their demat accounts in order to access e-Voting facility.

Login method for Individual shareholders holding securities in demat mode is given below:

Type of shareholders	Login Method
Individual Shareholders holding securities in demat mode with NSDL.	<p>A. NSDL IDeAS facility</p> <ol style="list-style-type: none"> 1. If you are already registered for NSDL IDeAS facility, please visit the e-Services website of NSDL. Open web browser by typing the following URL: https://eservices.nsdl.com/ either on a Personal Computer or on a mobile. 2. Once the home page of e-Services is launched, click on the "Beneficial Owner" icon under "Login" which is available under "IDeAS" section. 3. A new screen will open. You will have to enter your User ID and Password. After successful authentication, you will be able to see e-Voting services. 4. Click on "Access to e-Voting" under e-Voting services and you will be able to see e-Voting page. 5. Click on options available against company name or e-Voting service provider - NSDL and you will be re-directed to NSDL e-Voting website for casting your vote during the remote e-Voting period or joining virtual meeting & voting during the meeting. <p>If the user is not registered for IDeAS e-Services, follow below steps:</p> <ol style="list-style-type: none"> 1. Option to register is available at https://eservices.nsdl.com 2. Select "Register Online for IDeAS" Portal or click at https://eservices.nsdl.com/SecureWeb/IdeasDirectReg.jsp 3. Please follow steps given from Point 1 to 5 <p>B. e-Voting website of NSDL</p> <ol style="list-style-type: none"> 1. Visit the e-Voting website of NSDL. Open web browser by typing the following URL: https://www.evoting.nsdl.com/ either on a Personal Computer or on a mobile. 2. Once the home page of e-Voting system is launched, click on the icon "Login" which is available under 'Shareholder/Member' section. 3. A new screen will open. You will have to enter your User ID (i.e. your sixteen digit demat account number held with NSDL), Password/OTP and a Verification Code as shown on the screen. 4. After successful authentication, you will be redirected to NSDL Depository site wherein you can see e-Voting page. Click on options available against company name or e-Voting service provider - NSDL and you will be redirected to e-Voting website of NSDL for casting your vote during the remote e-Voting period or joining virtual meeting & voting during the meeting.

Type of shareholders	Login Method
Individual Shareholders holding securities in demat mode with CDSL	<ol style="list-style-type: none"> Existing users who have opted for Easi / Easiest, they can login through their user id and password. Option will be made available to reach e-Voting page without any further authentication. The URL for users to login to Easi / Easiest are https://web.cdslindia.com/myeasi/home/login or www.cdslindia.com and click on New System Myeasi. After successful login of Easi/Easiest the user will also be able to see the E Voting Menu. The Menu will have links of e-Voting service provider i.e. NSDL. Click on NSDL to cast your vote. If the user is not registered for Easi/Easiest, option to register is available at https://web.cdslindia.com/myeasi/Registration/EasiRegistration Alternatively, the user can directly access e-Voting page by providing demat Account Number and PAN No. from a link in www.cdslindia.com home page. The system will authenticate the user by sending OTP on registered Mobile & Email as recorded in the demat Account. After successful authentication, user will be provided links for the respective ESP i.e. NSDL where the e-Voting is in progress.
Individual Shareholders (holding securities in demat mode) login through their depository participants	<ol style="list-style-type: none"> You can also login using the login credentials of your demat account through your Depository Participant registered with NSDL/CDSL for e-Voting facility. Once login, you will be able to see e-Voting option. Once you click on e-Voting option, you will be redirected to NSDL/CDSL Depository site after successful authentication, wherein you can see e-Voting feature. Click on options available against company name or e-Voting service provider-NSDL and you will be redirected to e-Voting website of NSDL for casting your vote during the remote e-Voting period or joining virtual meeting & voting during the meeting.

Important note: Members who are unable to retrieve User ID/ Password are advised to use Forget User ID and Forget Password option available at abovementioned website.

Helpdesk for Individual Shareholders holding securities in demat mode for any technical issues related to login through Depository i.e. NSDL and CDSL.

Login type	Helpdesk details
Individual Shareholders holding securities in demat mode with NSDL	Members facing any technical issue in login can contact NSDL helpdesk by sending a request at evoting@nsdl.co.in or call at toll free no.: 1800 1020 990 and 1800 22 44 30
Individual Shareholders holding securities in demat mode with CDSL	Members facing any technical issue in login can contact CDSL helpdesk by sending a request at helpdesk.evoting@cdslindia.com or contact at 022- 23058738 or 022-23058542/43

B) Login method for shareholders other than Individual shareholders holding securities in demat mode and shareholders holding securities in physical mode.

How to Log-in to NSDL e-Voting website?

- Visit the e-Voting website of NSDL. Open web browser by typing the following URL: <https://www.evoting.nsdl.com/> either on a Personal Computer or on a mobile phone.
- Once the home page of e-Voting system is launched, click on the icon "Login" which is available under 'Shareholder/Member' section.

- A new screen will open. You will have to enter your User ID, your Password/OTP and a Verification Code as shown on the screen.

Alternatively, if you are registered for NSDL eservices i.e. IDeAS, you can log-in at <https://eservices.nsdl.com/> with your existing IDeAS login. Once you log-in to NSDL eservices after using your log-in credentials, click on e-Voting and you can proceed to Step 2 i.e. Cast your vote electronically on NSDL e-Voting system.

- Your User ID details are given below:

Manner of holding shares i.e. Demat (NSDL or CDSL) or Physical	Your User ID is:
a) For Members who hold shares in demat account with NSDL.	8 Character DP ID followed by 8 Digit Client ID For example if your DP ID is IN300*** and Client ID is 12***** then your user ID is IN300***12*****.
b) For Members who hold shares in demat account with CDSL.	16 Digit Beneficiary ID For example if your Beneficiary ID is 12***** then your user ID is 12*****
c) For Members holding shares in Physical Form.	EVEN Number followed by Folio Number registered with the company For example if folio number is 001*** and EVEN is ***** then user ID is *****001***

- If you are already registered for e-Voting, then you can use your existing password to login and cast your vote.
 - If you are using NSDL e-Voting system for the first time, you will need to retrieve the 'initial password' which was communicated to you. Once you retrieve your 'initial password', you need to enter the 'initial password' and the system will force you to change your password.
 - How to retrieve your 'initial password'?
 - If your email ID is registered in your demat account or with the company, your 'initial password' is communicated to you on your email ID. Trace the email sent to you from NSDL from your mailbox. Open the email and open the attachment i.e. a .pdf file. Open the .pdf file. The password to open the .pdf file is your 8 digit client ID for NSDL account, last 8 digits of client ID for CDSL account or folio number for shares held in physical form. The .pdf file contains your 'User ID' and your 'initial password'.
 - If your email ID is not registered, please follow instructions mentioned below in this notice
- If you are unable to retrieve or have not received the "Initial password" or have forgotten your password:
 - Click on "**Forgot User Details/Password?**"(If you are holding shares in your demat account with NSDL or CDSL) option available on www.evoting.nsdl.com.
 - Physical User Reset Password?** (If you are holding shares in physical mode) option available on www.evoting.nsdl.com.
 - If you are still unable to get the password by aforesaid two options, you can send a request at evoting@nsdl.co.in mentioning your demat account number/folio number, your PAN, your name and your registered address etc.
 - Members can also use the OTP (One Time Password) based login for casting the votes on the e-Voting system of NSDL.
- After entering your password, tick on Agree to "Terms and Conditions" by selecting on the check box.

8. Now, you will have to click on "Login" button.
9. After you click on the "Login" button, Home page of e-Voting will open.

Step 2: Cast your vote electronically and join Annual General Meeting on NSDL e-Voting system.

1. After successful login at Step 1, you will be able to see all the companies "EVEN" in which you are holding shares and whose voting cycle and General Meeting is in active status.
2. Select "EVEN" of EXIDE INDUSTRIES LIMITED which is **116399** during the remote e-Voting period and casting your vote during the General Meeting. For joining virtual meeting, you need to click on "VC/OAVM" link placed under "Join General Meeting".
3. Now you are ready for e-Voting as the Voting page opens.
4. Cast your vote by selecting appropriate options i.e. assent or dissent, verify/modify the number of shares for which you wish to cast your vote and click on "Submit" and also "Confirm" when prompted.
5. Upon confirmation, the message "Vote cast successfully" will be displayed.
6. You can also take the printout of the votes cast by you by clicking on the print option on the confirmation page.
7. Once you confirm your vote on the resolution, you will not be allowed to modify your vote.

General Guidelines for shareholders

1. Institutional shareholders (i.e. other than individuals, HUF, NRI etc.) are required to send scanned copy (PDF/JPG Format) of the relevant Board Resolution/ Authority letter etc. with attested specimen signature of the duly authorized signatory(ies) who are authorized to vote, to the Scrutinizer by e-mail to aklabhcs@gmail.com with a copy marked to evoting@nsdl.co.in.
2. It is strongly recommended not to share your password with any other person and take utmost care to keep your password confidential. Login to the e-Voting website will be disabled upon five unsuccessful attempts to key in the correct password. In such an event, you will need to go through the "Forgot User Details/Password?" or "Physical User

Reset Password?" option available on www.evoting.nsdl.com to reset the password.

3. In case of any query / grievance with respect to Remote e-Voting, members may refer to the Frequently Asked Questions (FAQs) for Shareholders and Remote e-Voting User Manual for Shareholders available under the Downloads section of NSDL's e-Voting website or contact Mr Amit Vishal, Senior Manager / Ms Pallavi Mhatre, Manager, NSDL, Trade World, "A" Wing, 4th Floor, Kamala Mills Compound, Lower Parel, Mumbai 400 013 at telephone no. 022 - 24994360 / 022 - 24994545 or toll free no. 1800 1020 990/ 1800 22 44 30 or at E-mail ID : evoting@nsdl.co.in

Process for procuring user ID and password for e-Voting for those shareholders whose email IDs are not registered with the depositories / Company

Shareholders may sent a request to evoting@nsdl.co.in for procuring user ID and password for e-Voting.

1. In case shares are held in physical mode please provide Folio No., Name of shareholder, scanned copy of the share certificate (front and back), PAN (self-attested scanned copy of PAN card), AADHAR (self-attested scanned copy of Aadhar Card)
2. In case shares are held in demat mode, please provide DPID-CLID (16 digit DPID + CLID or 16 digit beneficiary ID), Name, client master or copy of Consolidated Account statement, PAN (self-attested scanned copy of PAN card), AADHAR (self-attested scanned copy of Aadhar Card)
3. If you are an Individual shareholder holding securities in demat mode, you are requested to refer to the login method explained at **step 1 (A)** i.e. **Login method for e-Voting and joining virtual meeting for Individual shareholders holding securities in demat mode.**

Instructions for Members for e-Voting on the day of the AGM are as under: -

1. The procedure for e-Voting on the day of the AGM is same as the instructions mentioned above for remote e-Voting.
2. Only those Members/ shareholders, who will be present in the AGM through VC/OAVM facility and have not casted their vote on the Resolutions through remote e-Voting and are otherwise not barred from doing so, shall be eligible to vote through e-Voting system in the AGM.

3. Members who have voted through Remote e-Voting will be eligible to attend the AGM. However, they will not be eligible to vote at the AGM.
4. The details of the person who may be contacted for any grievances connected with the facility for e-Voting on the day of the AGM shall be the same person mentioned for Remote e-Voting.

Instructions for Members for attending the AGM through VC/OAVM are as under:

1. Member will be provided with a facility to attend the AGM through VC/OAVM through the NSDL e-Voting system. Members may access by following the steps mentioned above for **Access to NSDL e-Voting system**. After successful login, you can see link of "VC/OAVM link" placed under "**Join General meeting**" menu against company name. You are requested to click on VC/OAVM link placed under Join General Meeting menu. The link for VC/OAVM will be

Place: Kolkata
Date: 29.04.2021

available in Shareholder/Member login where the **EVEN 116399** of Company will be displayed. Please note that the members who do not have the User ID and Password for e-Voting or have forgotten the User ID and Password may retrieve the same by following the remote e-Voting instructions mentioned in the notice to avoid last minute rush.

2. Members are encouraged to join the Meeting through Laptops for better experience.
3. Further Members will be required to allow Camera and use Internet with a good speed to avoid any disturbance during the meeting.
4. Please note that Participants Connecting from Mobile Devices or Tablets or through Laptop connecting via Mobile Hotspot may experience Audio/Video loss due to fluctuation in their respective network. It is therefore recommended to use Stable Wi-Fi or LAN Connection to mitigate any kind of aforesaid glitches.

By Order of the Board

Sd/-

Jitendra Kumar

Company Secretary and
EVP – Legal & Administration
ACS No. 11159

Explanatory Statement required under Section 102 (1) of the Companies Act, 2013.

Item No.4

Consequent upon the retirement of Mr Gautam Chatterjee as Managing Director and Chief Executive Officer (MD & CEO) with effect from April 30, 2021 it is proposed to elevate Mr Subir Chakraborty to the position of Managing Director and Chief Executive Officer of the Company.

Mr Subir Chakraborty joined the services of the Company in 1996 and was appointed as Whole-time Director (designated as Director –Industrial) with effect from May 01, 2013. Later on, he was re-designated as Director-Automotive in the year 2016 and inter-alia assumed the responsibility of 'Automotive SBU' of the Company. The Board of Directors at its meeting held on April 30, 2019 and the Shareholders at the 72nd Annual General Meeting of the Company held on August 03, 2019 approved his appointment as Deputy Managing Director of the Company for a period of two years with effect from May 01, 2019 upto April 30, 2021.

Since his joining the Company in 1996, he has held several senior level position in the Company including heading and supervising critical functions like automotive, industrial and submarine.

Mr Subir Chakraborty is a mechanical engineer from IIT, Madras and PGDM from IIM, Calcutta. He has vast

experience in marketing, sales, projects and general management. Prior to joining the Company in 1996, Mr Chakraborty was the Chief Executive Officer of MSA (India) Ltd.

Considering his overall experience and expertise across various functions of the Company and his vast knowledge of general business management, it is incumbent that his services should continue to be available by the Company and hence the Board of Directors of the Company upon the recommendation of Nomination & Remuneration Committee, at its meeting held on April 29, 2021 appointed Mr Subir Chakraborty as the Managing Director and Chief Executive Officer of the Company for a period of three (3) years with effect from May 01, 2021 subject to the approval of the Members in the ensuing Annual General Meeting.

Mr Chakraborty has furnished the consents/declarations towards his appointment as required under the Act, Rules and Listing Regulations. He satisfies all the conditions as set out in Part I of Schedule V and also under Section 196 of the Act for being eligible to be appointed as a Managing Director & CEO of the Company. He is not disqualified from being appointed as a Director in terms of Section 164 of the Act.

The period of service, remuneration payable to and the terms and conditions of service of Mr Subir Chakraborty as Managing Director and Chief Executive Officer with effect from May 01, 2021 are set out below:

Terms & Conditions of Service	Particulars
Basic Salary	₹ 7,05,000/- per month
Increment	Basic Salary will be increased upto 10% per annum provided performance criteria as laid down by the Nomination and Remuneration Committee of the Board of Directors are met.
Commission	Commission of 1% of the net profits of the Company computed in the manner laid down in Section 197 & 198 of the Companies Act, 2013 subject to a maximum of annual basic salary for each year, based on certain performance criteria to be laid down by the Nomination & Remuneration Committee of the Board of Directors and payable annually after the Annual Accounts have been approved by the Board of Directors and Members of the Company.
Performance Bonus	Subject to a maximum of 24 month's basic salary based on certain performance criteria to be laid down by the Nomination and Remuneration Committee of the Board of Directors.
Duties	Subject to the superintendence, control and direction of the Board, he shall have the responsibility of overall management of the business of the Company and for that purpose the power to do all such acts, deeds and things as may be required on behalf of the Company or delegated to him by the Board/Chairman.
Period	For a period of three (3) years beginning from May 01, 2021 till April 30, 2024.

Other terms and conditions:

Perquisites	In addition to the above salary, increment, commission and performance bonus, Mr Subir Chakraborty shall be entitled to perquisites like furnished accommodation with expenditure on gas, electricity, water, maintenance and repair thereof or House Rent Allowance with expenditure on gas, electricity, water and furnishings, leave travel allowance, medical expenses and medical insurance for self and family, fees of clubs, personal accident and life insurance benefits and such other perquisites and allowances in accordance with the Rules of the Company or as may be agreed to by the Board of Directors. Company's contribution to Provident Fund and Pension Fund not exceeding 27% of salary or such percentage limit as may be prescribed under the Income Tax legislation. Gratuity payable at a rate not exceeding half a month's salary for each completed year of service, and leave including encashment of leave at the end of the tenure, as per Company's policy. Perquisites shall be evaluated as per Income Tax Rules, wherever applicable, and in the absence of any such Rule, perquisites shall be evaluated at actual costs. Provision for use of Company's cars and telephones at residence (including payment for local calls and long distance calls) shall not be included in the computation of perquisites. The overall amount of perquisites shall not exceed an amount equal to the annual basic salary. In computing the monetary ceiling on perquisites, Company's contribution to Provident Fund, Pension Fund and Gratuity shall not be taken into account.
Minimum Remuneration	In the absence of or inadequacy of profits in any of the financial years of the Company during the tenure, Mr Chakraborty shall be entitled to such remuneration by way of salary along with perquisites, benefits and other allowances as detailed above not exceeding such sum as may be prescribed under Schedule V of the Companies Act, 2013 from time to time.
General	In addition, the contract of appointment shall set out the usual rights and obligations of the parties.
Termination	The appointment is terminable by either party by giving three months prior written notice to the other.

An abstract of the terms of appointment of Mr Subir Chakraborty pursuant to Section 190 of the Companies Act, 2013 will be available for inspection in electronic mode from date of circulation of this Notice up to the date of AGM. Members are requested to write to the Company to cosec@exide.co.in for inspection of the said document.

The Board considers the appointment of Mr Chakraborty on the terms set out above to be in the interest of the Company and therefore recommends that this resolution be adopted by the Members.

Brief particulars of Mr Chakraborty as required under SEBI (Listing Obligations and Disclosure Requirements) Regulations, 2015 and Secretarial Standard on General Meetings (SS-2) issued by ICSI is annexed to this Notice.

Mr Subir Chakraborty holds 1,106 equity shares in the Company and is not related to any Director or Key Managerial Personnel of the Company in any way.

The details relating to number of Meetings of the Board attended during the year and other Directorships, Membership/ Chairmanship of Committees of other

Boards, the remuneration last drawn have been disclosed in the Corporate Governance Report.

Except Mr Subir Chakraborty being an appointee, no other Director and Key Managerial Personnel of the Company or their relatives are concerned with or interested in, financial or otherwise, in the aforesaid resolution as set out in Item No. 4 of the Notice. Mr Chakraborty is also interested in the resolution to the extent of his shareholding in the Company.

This Explanatory Statement may also be regarded as a disclosure under Regulation 36 of SEBI (Listing Obligations and Disclosure Requirements) Regulations, 2015 and Secretarial Standard on General Meetings (SS-2) issued by ICSI.

Item No.5

The Board of Directors of the Company, at its meeting held on April 29, 2021 and pursuant to recommendation of Nomination and Remuneration committee appointed Mr Avik Kumar Roy (DIN:08456036) as an Additional Director with effect from May 01, 2021. He holds office

up to the date of the ensuing Annual General Meeting of the Company pursuant to Section 161 of the Companies Act, 2013 and Article 118 of Articles of Association of the Company.

The Company has received a Notice in terms of Section 160 of the Companies Act, 2013 from a Member proposing that Mr Roy be appointed as a Director of the Company.

Mr Avik Kumar Roy holds a Bachelor's of Electrical Engineering degree from Jadavpur University, Kolkata and has completed his EMBA from Asian Institute of Management, Manila. Mr. Roy comes with more than 31 years of work experience as an Industrial Business Leader in reputed multinational organisations with management assignments in multiple countries and locations. He joined Exide on January 2, 2019 as "President- Industrial" and is in-charge of overall Industrial division of the Company. Prior to joining the Company, he was "Vice President & Business Unit Head" in Siemens Ltd., India. Mr Roy has worked in International management assignments as Director-Strategy in Siemens AG, Germany as well as Director of Siemens Energy in Bangladesh.

Considering his vast experience and commendable services rendered by him during last 2 years since joining the Company, the Board of Directors of the Company upon the recommendation of Nomination & Remuneration Committee, at its meeting held on April 29, 2021 appointed Mr Avik Kumar Roy as the Whole-time Director, designated as Director-Industrial, for a period of five (5) years with effect from May 01, 2021, subject to the approval of the Members in ensuing Annual General Meeting.

Mr Roy has furnished the consents/declarations for his appointment as required under the Act, Rules and Listing Regulations. He satisfies all the conditions as set out in Part I of Schedule V and also under Section 196 of the Act for being eligible to be appointed as a Whole-time Director of the Company. He is not disqualified from being appointed as a Director in terms of Section 164 of the Act.

The period of service, remuneration payable and the terms and conditions of service of Mr Avik Kumar Roy with effect from May 01, 2021 are set out below:

Terms & Conditions of Service	Particulars
Basic Salary	₹ 4,00,000/- per month
Increment	Basic Salary will be increased upto 10% per annum provided performance criteria as laid down by the Nomination and Remuneration Committee of the Board of Directors are met.
Commission	Commission of 1% of the net profits of the Company computed in the manner laid down in Section 197 & 198 of the Companies Act, 2013 subject to a maximum of annual basic salary for each year, based on certain performance criteria to be laid down by the Nomination & Remuneration Committee of the Board of Directors and payable annually after the Annual Accounts have been approved by the Board of Directors and Members of the Company.
Performance Bonus	Subject to a maximum of 24 months' basic salary based on certain performance criteria to be laid down by the Nomination and Remuneration Committee of the Board of Directors.
Duties	Subject to the superintendence, control and direction of the Managing Director and CEO, he shall have the overall responsibility for all matters relating to manufacturing, marketing and sales activities pertaining to the products of the Industrial Group and for that purpose the power to do all such acts, deeds and things as may be required on behalf of the Company or delegated by the Managing Director and CEO.
Period	For a period of five (5) years with effect from May 01, 2021 to April 30, 2026.

Other terms and conditions:

Perquisites	In addition to the above salary, increment, commission and performance bonus, Mr Roy shall be entitled to perquisites like furnished accommodation with expenditure on gas, electricity, water, maintenance and repair thereof or House Rent Allowance with expenditure on gas, electricity, water and furnishings, leave travel allowance, medical expenses and medical insurance for self and family, fees of clubs, personal accident and life insurance benefits and such other perquisites and allowances in accordance with the Rules of the Company or as may be agreed to by the Board of Directors. Company's contribution to Provident Fund and Pension Fund not exceeding 27% of salary or such percentage limit as may be prescribed under the Income Tax legislation. Gratuity payable at a rate not exceeding half a month's salary for each completed year of service, and leave including encashment of leave at the end of the tenure, as per Company's policy. Perquisites shall be evaluated as per Income Tax Rules, wherever applicable, and in the absence of any such Rule, perquisites shall be evaluated at actual costs. Provision for use of Company's cars and telephones at residence (including payment for local calls and long distance calls) shall not be included in the computation of perquisites. The overall amount of perquisites shall not exceed an amount equal to the annual basic salary. In computing the monetary ceiling on perquisites, Company's contribution to Provident Fund, Pension Fund and Gratuity shall not be taken into account.
Minimum Remuneration	In the absence of or inadequacy of profits in any of the financial years of the Company during the tenure Mr Roy shall be entitled to such remuneration by way of salary along with perquisites, benefits and other allowances as detailed above not exceeding such sum as may be prescribed under Schedule V of the Companies Act, 2013 from time to time.
General	In addition, the contract of appointment shall set out the usual rights and obligations of the parties.
Termination	The appointment is terminable by either party by giving three months' prior written notice to the other.

An abstract of the terms of appointment of Mr Avik Kumar Roy pursuant to Section 190 of the Companies Act, 2013 will be available for inspection in electronic mode from date of circulation of this Notice up to the date of AGM. Members are requested to write to the Company on cosec@exide.co.in for inspection of the said document.

The Board considers the appointment of Mr Roy on the terms set out above to be in the interest of the Company and therefore recommends that this resolution be adopted by the Members.

Brief particulars of Mr Avik Kumar Roy, as required under SEBI (Listing Obligations and Disclosure Requirements) Regulations, 2015 and Secretarial Standard on General Meetings (SS-2) issued by ICSI is annexed to this Notice.

Mr Roy does not hold any Equity Shares in the Company and is not related to any Director or Key Managerial Personnel of the Company in any way.

Except Mr Avik Kumar Roy being an appointee, no other Director and Key Managerial Personnel of the Company

or their relatives are concerned with or interested in, financial or otherwise, in the aforesaid resolution as set out in Item No. 5 of the Notice.

This Explanatory Statement may also be regarded as a disclosure under Regulation 36 of SEBI (Listing Obligations and Disclosure Requirements) Regulations, 2015 and Secretarial Standard on General Meetings (SS-2) issued by ICSI.

Item No.6

At the 72nd Annual General Meeting of the Company held on August 03, 2019 the Members approved re-appointment, remuneration and other terms and conditions of service of Mr Arun Mittal as a Whole-time director of the Company designated as Director-Automotive for a period of five (5) years with effect from May 01, 2019 upto April 30, 2024.

As per the terms and condition of his re-appointment approved by the shareholders of the Company on August 03, 2019, the Nomination & Remuneration Committee (NRC) of the Board was authorised to approve his

increment in Salary upto a maximum of 10% per annum. Increment in his salary beyond 10% per annum in any year during his tenure can be given effect, subject to the approval of the shareholders.

Due to outbreak of Covid-19 and the uncertainties prevailing during the financial year 2020-21, NRC did not recommend any increment in Salary of any Executive Directors of the Company, including Mr Arun Mittal. Under his guidance and leadership quality, the automotive division of your Company has performed exceedingly well during the year, despite stiff challenges faced due to the pandemic. Keeping in mind his exemplary performance and benchmarking his remuneration with the industry standard, the Board of Directors of the Company upon the recommendation of NRC, at its meeting held on

April 29, 2021, has approved the increase in his basic Salary from ₹ 3,93,250/- per month to ₹ 5,50,000/- per month with effect from May 01, 2021, subject to the approval of the shareholders in the ensuing Annual General Meeting.

Except the above revision in remuneration payable to Mr Arun Mittal, all other terms and condition of his appointment remain unchanged. Since the proposed increase in the basic salary is in excess of the threshold limit of 10%, hence approval is sought for revision in managerial remuneration of Mr Mittal by passing an Ordinary resolution.

The revised remuneration payable and the terms and conditions of service of Mr Arun Mittal with effect from May 01, 2021 are set out below:

Terms & Conditions of Service	Particulars
Basic Salary	₹ 5,50,000/- per month
Increment	Basic Salary will be increased upto 10% per annum provided performance criteria as laid down by the Nomination and Remuneration Committee of the Board of Directors are met.
Commission	Commission of 1% of the net profits of the Company computed in the manner laid down in Section 197 & 198 of the Companies Act, 2013 subject to a maximum of annual basic salary for each year, based on certain performance criteria to be laid down by the Nomination & Remuneration Committee of the Board of Directors and payable annually after the Annual Accounts have been approved by the Board of Directors and Members of the Company.
Performance Bonus	Subject to a maximum of 24 months' basic salary based on certain performance criteria to be laid down by the Nomination and Remuneration Committee of the Board of Directors.
Duties	Subject to the superintendence, control and direction of the Managing Director and CEO, he shall have the responsibility for all matters relating to manufacturing, marketing and sales activities pertaining to Automotive products and for that purpose the power to do all such acts, deeds and things as may be required on behalf of the Company or delegated by the Managing Director & CEO.
Period	For remaining period of three (3) years with effect from May 01, 2021 to April 30, 2024.

Other terms and conditions:

Perquisites In addition to the above salary, increment, commission and performance bonus, Mr Mittal shall be entitled to perquisites like furnished accommodation with expenditure on gas, electricity, water, maintenance and repair thereof or House Rent Allowance with expenditure on gas, electricity, water and furnishings, leave travel allowance, medical expenses and medical insurance for self and family, fees of clubs, personal accident and life insurance benefits and such other perquisites and allowances in accordance with the Rules of the Company or as may be agreed to by the Board of Directors.

Company's contribution to Provident Fund and Pension Fund not exceeding 27% of salary or such percentage limit as may be prescribed under the Income Tax legislation. Gratuity payable at a rate not exceeding half a month's salary for each completed year of service, and leave including encashment of leave at the end of the tenure, as per Company's policy.

	Perquisites shall be evaluated as per Income Tax Rules, wherever applicable, and in the absence of any such Rule, perquisites shall be evaluated at actual costs.
	Provision for use of Company's cars and telephones at residence (including payment for local calls and long distance calls) shall not be included in the computation of perquisites.
	The overall amount of perquisites shall not exceed an amount equal to the annual basic salary. In computing the monetary ceiling on perquisites, Company's contribution to Provident Fund, Pension Fund and Gratuity shall not be taken into account.
Minimum Remuneration	In the absence of or inadequacy of profits in any of the financial years of the Company during the tenure Mr Mittal shall be entitled to such remuneration by way of salary along with perquisites, benefits and other allowances as detailed above not exceeding such sum as may be prescribed under Schedule V of the Companies Act, 2013 from time to time.
General	In addition, the contract of appointment shall set out the usual rights and obligations of the parties.
Termination	The appointment is terminable by either party by giving three months' prior written notice to the other.

An abstract of revision in terms of remuneration of Mr Arun Mittal pursuant to Section 190 of the Companies Act, 2013 will be available for inspection in electronic mode from date of circulation of this Notice up to the date of AGM. Members are requested to write to the Company on cosec@exide.co.in for inspection of the said document.

The Board considers the revision in terms of remuneration of Mr Mittal on the terms set out above to be in the interest of the Company and therefore recommends that this resolution be adopted by the Members.

Brief particulars of Mr Mittal as required under SEBI (Listing Obligations and Disclosure Requirements) Regulations, 2015 and Secretarial Standard on General Meetings (SS-2) issued by ICSI is annexed to this Notice.

Mr Mittal holds 1,152 equity shares in the Company and is not related to any Director or Key Managerial Personnel of the Company in any way.

Except Mr Arun Mittal, no other Director and Key Managerial Personnel of the Company or their relatives are concerned with or interested in, financial or otherwise, in the aforesaid resolution as set out in Item No. 6 of the Notice.

This Explanatory Statement may also be regarded as a disclosure under Regulation 36 of SEBI (Listing Obligations and Disclosure Requirements) Regulations, 2015 and Secretarial Standard on General Meetings (SS-2) issued by ICSI.

Item No.7

The Board of Directors at its meeting held on April 29, 2021 appointed M/s Mani & Co., Cost Accountants to audit the cost records of the products manufactured by the Company for the year ending March 31, 2022. At the same meeting, the Board of Directors approved a remuneration of ₹ 9,00,000/- (Rupees Nine lakh only) plus out of pocket expenses and applicable taxes payable to M/s. Mani & Co., Cost Accountants for conducting such audit.

Pursuant to Section 148 of the Companies Act, 2013 read with the Companies (Audit & Auditors) Rules, 2014, the remuneration payable to the cost auditors shall be approved by the Board of Directors and subsequently ratified by the Members of the Company. Accordingly, the remuneration payable to M/s. Mani & Co., Cost Accountants, for conducting the cost audit for the year 2021-22, as approved by the board of directors, is being placed before the Members for ratification.

The directors recommend adoption of the Resolution at Item No.7 of the Notice by the Members.

None of the Directors, Key Managerial Personnel of the Company or their relatives are concerned with or interested in, financial or otherwise, in the proposed Resolution set out at Item no.7 of the Notice.

By Order of the Board

Sd/-

Jitendra Kumar

Company Secretary and
EVP – Legal & Administration
ACS No. 11159

Place: Kolkata
Date: 29.04.2021

ANNEXURE

Information pursuant to Regulation 36(3) of SEBI (Listing Obligations & Disclosure Requirements) Regulations, 2015 and Para 1.2.5 of Secretarial Standard – 2 on General Meetings, requisite particulars of director seeking appointment/re-appointment/revision in terms of remuneration are provided herewith:

Name of the Director	Mr Asish Kumar Mukherjee	Mr Subir Chakraborty	Mr Avik Kumar Roy	Mr Arun Mittal
DIN	00131626	00130864	08456036	00412767
Date of Birth	14.05.1961	30.09.1957	26.07.1966	20.12.1966
Date of first appointment on the Board	20.04.2007	01.05.2013	01.05.2021	01.05.2016
Brief resume. Qualification, Experience and nature of expertise in specific functional area	Mr A. K. Mukherjee is a Chartered Accountant and also a Cost Accountant and has a wide range of experience in financial and accounting matters. He joined the Company in 1998 and has been on the Company's Board of Directors since May 01, 2007. He was nominated as the best performing CFO Auto and Auto Ancillaries Sector by CNBC – TV 18 in 2008-09. He was also nominated as the Best Transformation Agent (Large Companies) by Business Today in association with Yes Bank in 2013-14.	Mr Subir Chakraborty is a mechanical engineer from IIT, Madras and PGDM from IIM, Calcutta. He has vast experience in marketing, sales, projects and general management. Prior to joining the Company in 1996, Mr Chakraborty was the Chief Executive Officer of MSA (India) Ltd.	Mr Avik Kumar Roy holds a Bachelor's of Electrical Engineering degree from Jadavpur University, Kolkata and has completed his EMBA from Asian Institute of Management, Manila. Mr Avik Kumar Roy joined the services of the Company on January 02, 2019 as President-Industrial and is in charge of Industrial – SBU of the Company. He has more than 31 years of work experience as an Industrial Business Leader in reputed multinational organisations with management assignments in multiple countries and locations. Prior to joining Exide in January 2019 as President-Industrial, he was designated as "Vice President & Business Unit Head" in Siemens Ltd. India. He has worked in International Management Ltd. assignments as Director-Strategy in Siemens AG, Germany as well as Director of Siemens Energy in Bangladesh.	Mr Arun Mittal is a Fellow member of Institute of Chartered Accountant of India, an Associate member of Institute of Cost & Works Accountants of India and Institute of Company Secretaries of India. He has experience across various functions with in-depth knowledge of best practices, ability in formulating & implementing successful strategies to effect high business growth.

Name of the Director	Mr Asish Kumar Mukherjee	Mr Subir Chakraborty	Mr Avik Kumar Roy	Mr Arun Mittal
No. of equity shares held in the Company as on March 31, 2021	1,000	1,106	Nil	1,152
Number of meetings of the Board attended during the financial year 2020-21	5 of 5	5 of 5	-	5 of 5
Chairperson/ Membership of the Statutory Committee(s) of Board of Directors of the Company as on March 31, 2021	• Member of Risk Management committee	• Member of Stakeholders Relationship committee • Member of Risk Management committee	None	• Member of Risk Management committee
Other Directorships in listed entities / Other Committee memberships/ Chairmanship* held as on March 31, 2021	DIRECTORSHIPS None COMMITTEE MEMBERSHIPS Exide Life Insurance Company Limited ✓ Audit Committee (Member)	DIRECTORSHIPS None COMMITTEE MEMBERSHIPS None	DIRECTORSHIPS None COMMITTEE MEMBERSHIPS None	DIRECTORSHIPS None COMMITTEE MEMBERSHIPS Exide Leclanche Energy Pvt Ltd. ✓ Audit committee (Member)
Terms and conditions of appointment/ re-appointment	As per the terms and conditions approved by the Members of the Company vide postal ballot on March 25, 2020.	As mentioned in the Notice and explanatory statement	As mentioned in the Notice and explanatory statement	As mentioned in the Notice and explanatory statement
Details of remuneration last drawn (FY 2020-21)	As mentioned in Corporate Governance report	As mentioned in Corporate Governance report	₹ 148.72 lakh (as President-Industrial of the Company)	As mentioned in Corporate Governance report
Details of Proposed remuneration	Not applicable	As mentioned in the Notice and explanatory statement	As mentioned in the Notice and explanatory statement	As mentioned in the Notice and explanatory statement
Relationship with other Directors, Managers and KMPs	None	None	None	None

* Includes Chairmanship/Membership in Audit Committee/Stakeholders' Relationship Committee.

Directors' Report to the Shareholders

(Including Management Discussion & Analysis)

Your Board of Directors is pleased to present the 74th Annual Report of Exide Industries Limited ("Exide" or "Company") together with the Audited Accounts for the year ended March 31, 2021.

Economic Environment

Global Economy

During the year under review, the COVID-19 pandemic plunged the world into a bedlam, threatening all that we take for granted—mobility, social intercourse, health and normal life itself. The pandemic posed the most formidable economic challenge in a century. With no standard cure and vaccines taking time to develop, public health policy became central to tackling the crisis. The need to flatten the disease curve threatened to set off a recession as governments worldwide announced lockdowns to contain the pandemic. The policy dilemma led to a "lives versus livelihoods" trade-off. Governments and central banks worldwide deployed a range of policy tools to support their economies, such as lowering key policy rates, quantitative easing, loan guarantees, cash transfers and fiscal stimulus measures.

The global economy contracted by 3.3 per cent in the calendar year (CY) 2020, mainly because of the COVID-19 pandemic. The output loss was not uniform and depended on pre-existing vulnerabilities in individual economies and the strength of their macroeconomic fundamentals. Sectors such as tourism, airlines and commodity exports were the most impacted sectors across the globe.

Although economic activities have contracted, extraordinary policy support has prevented worse economic outcomes. Over the past year, central banks and governments have implemented various economic reforms and extended policy support such as stimulus packages, lower interest rates and asset buying. These were aimed at stimulating demand and mitigating the impact of the crisis. The value of the stimulus package by Japan, the US, Italy and Germany was more than 25 per cent of their national GDP. However, the divergence in per capita income and inequality is likely to increase in the aftermath of the crisis. The divergence has also been

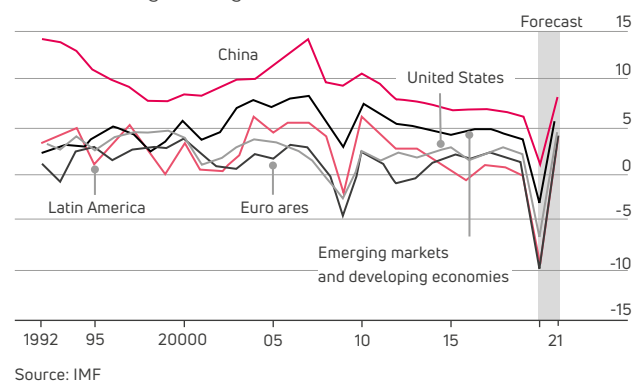
observed in the availability of vaccines especially for low-income countries, which poses a significant risk for the recovery of global growth.

The global economy is projected to grow at 6 per cent in CY2021 before moderating to 4.4 per cent in CY2022. The optimism around GDP is due to the more-than-expected recovery in the last quarter of CY2020 and the availability of vaccines. However, the growth depends not only upon the various vaccines and the vaccination programmes but also on how nations deploy economic policies to overcome this crisis. Various countries have announced fiscal packages and economic reforms aimed at boosting the economy.

GDP growth rate (in %)

Into the trough

GDP, % change on a year earlier



Indian Economy

Recognizing the disruptive impact of the pandemic, India charted its unique path amidst dismal projections by several international institutions about the pandemic's spread given the country's huge population, high population density and overburdened health infrastructure.

According to the second advanced and quarterly estimates of GDP released by the Ministry of Statistics & Programme Implementation (MoSPI), India's GDP is estimated to contract by 8 per cent for the FY 2020-21, while the Gross Value Added (GVA) at Basic Prices in FY 2021 is estimated to contract by 6.5 per cent.

After the sharp 24.4 per cent contraction in GDP recorded in the April-June quarter (Q1), there was an equally sharp recovery in July-September (Q2), in which the GDP contracted by 7.3 per cent. After two consecutive quarters of contraction, the October-December quarter (Q3) GDP grew by 0.4 per cent. This return to growth marked India's exit from a technical recession, wherein the economy witnessed negative growth for two consecutive quarters.

Starting July 2020, a resilient V-shaped recovery is under way, as demonstrated by the recovery in GDP growth in Q2. As India's mobility and pandemic trends aligned and improved concurrently, indicators like E-way bills, rail freight, GST collections and power consumption reached not only pre-pandemic levels but also surpassed previous-year levels. The reignited inter- and intra-state movement and record high monthly GST collections have marked the unlocking of industrial and commercial activity. A sharp rise in commercial paper issuances, easing yields, and sturdy credit growth to MSMEs signified revamped credit flows for enterprises to survive and grow.

Sector-wise, agriculture has remained the silver lining while contact-based services, manufacturing, construction were hit hardest and had been recovering steadily. Government consumption and net exports have cushioned the growth from diving further down.

The gradual scaling back of lockdowns during the year and the support of the Atmanirbhar Bharat Mission have placed the economy firmly on the path of revival, and the fundamentals remain strong. The Reserve Bank of India also announced a slew of measures to shield individuals and companies amid the crisis. This path is expected to entail a growth in real GDP by 2.4 per cent over the absolute level of 2019-20, implying that the economy would take two years to reach and go past the pre-pandemic level. The International Monetary Fund expects India to emerge as the fastest-growing economy in the next two years.

India is not yet out of the shadow of the pandemic, whose resurgence from late March 2021 has raised serious concerns about the economy's recovery. The first wave of COVID-19 in India ravaged the economy, but the shock was absorbed to a great extent by relief measures announced by the government and the RBI. This time, however, the relief measures may not be so broad-based. Government revenues are already strained after last year's generous efforts, while banks are in a much weaker position to extend financial help to borrowers. Therefore, relief measures may not be enough to support the economy if the pandemic deepens and continues for a longer period in the current financial year.

Industry Structure & Development

Globally, the automotive industry had run into some hurdles even before the COVID-19 pandemic struck in the last quarter of FY 2019-20. During the year under review, countrywide lockdowns and plummeting automobile sales wreaked havoc on the already weak automotive sector. The manufacturing sector was also severely affected by the pandemic. Original Equipment Manufacturers (OEMs) and auto part manufacturers are still trying to reach optimum manufacturing capacities. Massive disruptions to supply chains, depressed demand, laggard sales and continuous delays in new launches affected the sector further. Moreover, stricter CO2 emission requirements and increased investment in emerging technologies continue to weigh heavily on the auto sector. With the resumption of economic activity and gradual unlocking of the economy, sales of vehicles began showing a month-on-month improvement since the second quarter of FY 20-21.

Overall, domestic sales of passenger vehicles recorded a de-growth of 2.2 per cent during the year under review compared with 17.8 per cent de-growth in the previous year. The commercial vehicles segment has seen a de-growth of 20.8 per cent this year against a de-growth of 28.8 per cent last year. Three-wheeler domestic sales have also de-grown by 66.1 per cent compared with a 9.2 per cent de-growth the previous year. Two-wheeler sales showed a de-growth of 13.2 per cent compared with a de-growth of 17.8 per cent de-growth last year.

Company Performance

Despite the continued deceleration in the automotive sector and standstill in the economy brought about by the lockdown during the first quarter of the year, your Company performed exceedingly well in the three quarters that followed and made up the business lost in the first quarter. As a result of several strategic decisions taken by your Company and its ability to ride the spike in demand after the government eased lockdowns, Exide bounced back very strongly in the second half of the year and was able to match the performance it had reported for the full previous year FY 2019-20 in just three quarters of the year under review.

Your Company's strategic initiatives have helped it to put in place strong and effective mitigating actions in response to COVID-19's impact on the business. It has taken effective measures to ensure that core, support and strategic risks are effectively mitigated.

Automotive Batteries

While Original Equipment (OE) sales faced a significant slow-down in line with the lower industry demand, your Company managed to maintain its high share across almost all leading vehicle manufacturers. Several new models have been launched in the market with only Exide batteries— the New Maruti Suzuki Swift-ISG, Nissan Magnite (Petrol) and Tata Motors Safari.

In the aftermarket, your Company bounced back quickly after the lockdowns were removed and supported its Channel Partners and Consumers to navigate the New Normal. Several initiatives across markets, including the enablement of Covid Warriors and essential services, were rolled out without compromising the safety and health of its employees. These initiatives have helped the Company ensure that the aftermarket sales for its brands neutralize the initial loss suffered by it due to COVID-19.

Exports

Automotive Battery exports not only continued their growth story but increased their momentum during the year. The Company successfully managed the export logistics in the face of COVID-19 challenges and did not allow delivery lead times to be affected significantly.

Despite lockdowns in many countries, our exports have grown in the Middle East, African and ROW regions. There was a marginal de-growth in Southeast Asia, where the pandemic has slowed down business significantly.

We could make significant inroads into GCC countries, especially Saudi Arabia. The establishment of our UAE office helped us to stay connected with our ME distributors to consolidate and grow our business in the region. Your Company successfully entered new markets such as the USA and South Africa during the year.

Apart from exploring the placement of manpower in Southeast Asian countries, your Company also focused on expanding its distributor base, introducing new products and new technologies, and investing in brand-building activities in all export markets to establish a strong presence in international markets.

Outlook

The Organisation for Economic Co-operation and Development (OECD) has projected that India's economy will rebound and estimates India's GDP growth at 12.6 per cent in 2021-22, ahead of China's 7.8 per cent. If the

OECD's growth projection proves accurate, India will again become the fastest-growing economy in the world. Global rating agency Moody's has also revised the growth estimate for the next financial (2021-22) to 13.7 per cent from the earlier 10.08 per cent. Moody's said India's economy had rebounded quickly from one of the world's longest and most stringent lockdowns, which also came with the steepest fall in GDP in the second quarter of 2020. This portends well for the Automotive Industry, and one can expect a much faster recovery from the 2019-20 downturn and the impact of COVID-19 in 2020-21.

However, the outlook will depend upon the pandemic's resurgence, which has already started impacting the recovery process.

Opportunities and Threats

The improvement in automobile sales in the last few months of the year under review augurs well for our industry. As many people opt out of public transport for personal vehicles, OE demand will get a boost, and there should be a rise in demand for replacement batteries. The strategic positioning of the Company's three brands— Exide, SF and Dynex—with their unique price-value propositions will help us seize the market opportunities.

The Company's simultaneous focus on the electric mobility demands of the future carried out through its subsidiary Exide Leclanche Energy Private Limited, coupled with the upgrading of lead-acid technology, will ensure medium- to long-term advantage. Digital transformation of the entire Sales and Service network coupled with a data and analytics-based approach to leveraging market opportunities has started paying immediate dividends in terms of response to consumer needs.

With many players fighting for market share in the lead-acid battery space, your Company's dominance will face some pressure. But, with its multi-brand strategy straddling different price-value segments and a digitally-enabled sales and service ecosystem, your Company is fully prepared not just to tackle these threats but grow at a pace that will leave the competition further behind.

Risk Mitigation

To mitigate various risks significant to its business, your Company took several strategic initiatives during the year, such as:

- Implementing effective COVID-19 guidelines for all its employees, vendors, customers

- Putting strategies in place to capture battery replacement market and released market by unorganized sectors
- Restructuring of marketing network and activating series of new regional offices
- Re-engineering its after-sales services
- Putting in place monitoring and control mechanism to ensure availability of critical resources like manpower, material and power
- Focused on manufacturing cost reduction
- Implementation of Industry 4.0 for productivity, quality and reliability
- Implementation of S/4 HANA extended warehouse management (EWM)
- Formation of a special task force to develop alternative sources for its critical supplies

These initiatives have helped minimize the impact of uncertainties and helped the Company achieve its planned business objectives during the year.

Industrial Batteries

Similar to the performance of the Company's automotive division, the Industrial division also started to claw back after the near wash-out in the first quarter and bounced back strongly in the second half of the year. It reported a record performance for the full year and matched its pre-COVID performance in FY 2019-20.

- The UPS business, the largest business vertical of the Industrial division, reported a slight growth over last year, mainly from the trade segment. OE business suffered a minor de-growth primarily due to a lack of government/ private project orders. However, this de-growth was compensated by the higher Work-From-Home (WFH) demand. With continuous product and process upgradation, duly backed by a strong sales and service network across India, the UPS business has become the growth engine of the Industrial division.
- The Solar industry kicked off 2020 with great expectations. However, the COVID-19 pandemic adversely affected the sector, as activity in the industry halted following the nationwide lockdown imposed in March 2020. An increase in module prices and other project costs coupled with COVID-19

induced operational and financial challenges continues to stall project construction activity.

- The telecom sector continued with its financial stress, which resulted in further consolidation of the industry. During the year under review, the telecom sector reported several shut-downs and M&A announcements by mobile telephony operators and tower infrastructure companies. However, your Company has done considerably well by registering a double-digit growth over the previous year, while increasing the market share.
- Infrastructure Power & Projects division started the year with almost nil business in the first two months but bounced back to end the year with a marginal growth over the previous FY 2019-20. Your Company remains the undisputed market leader with significant market share. It has bagged several prestigious and big orders during the year. The product differentiation and renewed service support was the key factor during the difficult COVID-19 environment.
- The traction division of your Company is working on an Opportunity Rapid Charge or ORC battery for specific application areas such as airports where recharging of the battery is a challenge. Exide Gen-X Traction battery continued to hold a major share in all three business verticals—OEM, Replacement and Rental.
- Cap lamp division reported robust growth, and your Company continues to be the preferred brand for most of its customers.
- Railways division reported de-growth over the previous year, mainly because of the pandemic, as passenger trains did not operate during the lockdown and a significant part of the year.

Outlook

With the gradual increase in commercial activity and government initiative to increase infrastructure spending, the outlook of the UPS business, which is the largest vertical of the Industrial division of your Company, is promising and we can expect decent growth in the Industrial UPS business in the coming fiscal year.

The Solar division also shows a lot of promise in the current year, with a decent order book in place. The new government policy in the power segment to buy only Indian products made with more than 95 per cent Indian raw materials is likely to eliminate some competition and so benefit your Company.

However, the Industrial Exports market is expected to be under stress in the coming year due to restrictions imposed by several countries following the pandemic's resurgence.

Opportunities & Threats

Market liquidity remains the biggest threat. The Industrial UPS division expects a surge in demand from emerging technological infrastructure, healthcare infrastructure, educational, BFSI verticals, WFH and the replacement market and hopes to keep your Company's Industrial sales buoyant.

Industrial activity began to recover slowly from the second half of the year following the easing of lockdown restrictions in several phases. The industry expects construction to pick up in 2021 with record capacity addition. The pandemic has made solar more valuable to Commercial and Industrial (C&I) customers. Rooftop solar is one of the cheapest sources of power for C&I customers considering the high retail tariffs. Booming sectors such as agro, textiles, chemicals, pharma, hospitals, and education were some of the industries pushing to go solar. The short-term challenges such as the rise in module prices, significant increase in shipping and freight charges and a surge in raw material costs have increased solar project costs.

Market liquidity and fund flow remain a big challenge in the intra-state Power and Project segment as well. As witnessed during the year, despite high order books, execution remained very slow. Demand from power projects looks very promising this year. Many projects are planned in infrastructure segments such as power generation, transmission and distribution, railway freight corridor, urban metro railways and oil pipelines. But only a faster execution in 2021-22 will enable good growth in the infrastructure segment.

Tower companies are exerting severe pressure for price reduction in the highly competitive telecom market. The government has planned to make India 5G-ready by FY 23 and has initiated the auction of 5G spectrum. Tower companies are looking for disruptive technology, and we can push our new technologies to meet their expectation.

The increase in e-commerce activities has pushed up warehousing and material handling, creating a higher demand from the traction division. Competition from low-cost manufacturers is a major threat in this business vertical.

Risks and Concern

The resurgence of the pandemic may pose significant risks and challenges in the current year. The IUPS business may be impacted by reduced commercial activity and delay in the execution of projects planned by both government and private sectors.

The reluctance of power distribution companies (discoms) to sign Power Purchase Agreements (PPAs) is of concern. The low tariffs distort future tariff of discoms and increase the risk of project cancellation or contract renegotiations. The biggest uncertainty looming over the rooftop solar market is the new net metering policy, which restricts net metering to rooftop solar systems of up to 10 kW and mandates gross metering on systems above 10 kW. The provision has caused widespread anxiety among stakeholders who fear that it may wipe out the Indian rooftop solar segment.

In telecoms, consolidation by tower companies is expected to increase price negotiations in an already price-sensitive market. With 5G powering requirements, companies may prefer Li-ion batteries once the global rate of Li-ion starts falling.

Your Company has taken several strategic initiatives to ensure that core, support and strategic risks are effectively mitigated.

Submarine Batteries

During the year under review, your Company successfully manufactured two sets of submarine batteries along with full sets of accessories and spares, overcoming all challenges posed by the COVID-19 pandemic. Because of prevailing pandemic condition and restriction on international travel, the Company had successfully conducted video recordings of all Factory Acceptance Tests (FATs) while exporting the batteries to the overseas customer. During the fiscal year, one set of such batteries exported in the previous year was commissioned and installed on board, and successfully passed the most important milestone of Sea Acceptance Trials (SATs). The second set of indigenous Type-IV submarine batteries for the Scorpene class submarine, manufactured and supplied earlier by your Company to the Indian Navy, was installed on board and passed all the Harbour Acceptance Trials (HATs) successfully.

Production capacity utilization and sales of submarine batteries during the year were subdued compared with previous years due to lack of adequate demand. Your Company has submitted its readiness to utilize the spare capacity to manufacture and supply Type-I submarine batteries to the Indian Navy.

Your Company is also continuing its efforts to innovate and enhance the battery performance to add further value to the customer and secure future orders for Type-I replacement submarine batteries.

Technology Upgrade

Technology has always been the keyword of your Company's commitment towards providing the country with the most efficient energy storage solution for each application. A team of close to 90 engineers and scientists in the Research & Development division of your Company is constantly engaged in bringing out new products, improving upon the existing ones and working on the modernization of the manufacturing infrastructure. The team is closely supported by an array of 'best-in-class' collaborators—giants in their respective domains—in providing the latest knowledge on design, materials and manufacturing processes that gives your Company's products the unrivalled edge over the competition.

The year under review has been a trying year. Unlike in the past, when developments were accelerated by regular exchange of visits by engineers of the Company and its collaborators across the world, in the year gone by, all interactions had to be limited to virtual meetings. Yet, this did not diminish the effort and possibly intensified the more frequent virtual meetings. So work progressed as usual. In fact, as a testimony of this passion, engineers from Moura Battery, Brazil, and Exide worked together tirelessly, overcoming all concerns of the challenging situation, and completed the development of the country's first full M3-compliant EFB Battery for fitment in upcoming advanced architecture passenger vehicles with full ISS enabled features. Currently, the samples are in an advanced stage of certification in the German laboratories of a vehicle manufacturer and the start of regular business is being planned for the later part of the current year.

In another initiative, the R&D engineers have quickly seized an opportunity in overseas markets and introduced a very large number of SKUs that included versions with Exide's 'punched positive' technology, which is fast gaining acceptance in the ever-demanding North American markets too. Coming to the other end of the globe, engineers from Furukawa Battery, Japan, have closely guided your Company in developing the country's first M1 compliant ISS battery, which is already a favored product of select OEMs. Taking this initiative forward, Exide is working to go for the next generation 'UltraBatteries' for vehicular application too. With huge improvements in recharging efficiencies and the consequent improvement to the vehicle's fuel efficiency, this new range is now set for launch in the coming financial year.

In two-wheelers, Exide, with support from its collaborator Furukawa Battery, has completed the upgrade of most

of the popular types to be BS-VI compliant. This is a major step in making our country environment friendly and is expected to have very far-reaching consequence, so far as the health of the citizens is concerned. Your Company's engineers have also completed some major improvements in the manufacturing process that will cut down the manufacturing cycle-time significantly yet make the environment greener. The improved processes are scheduled for introduction in the next financial year.

In the Industrial vertical, your Company has been very keen to play a significant role in Energy Storage System (ESS)—be it storage of renewable power or even off-peak surplus grid power for use during periods of peak power demand. Towards this end, Exide is pleased to announce the deployment of its first 315 KWh "Community ESS" in Kolkata in partnership with CESC, the city's generation and distribution utility. The offered lead-acid technology is Exide's 'Advanced Tubular Gel', complete with a management system developed by your Company's subsidiary Chloride Power System & Solutions Limited (CPSSL). The ESS has a life expectancy of 10 years plus. Currently, R&D engineers are working on a solution to develop 15-years-plus life lead-acid solution.

In a separate development, the R&D engineers of your Company have designed and launched an advanced traction battery range with Opportunity Recharge Capability (ORC), which is becoming increasingly popular, particularly overseas, as it helps the battery to 'fast charge' during shifts and extend the useful hours for which the truck may be deployed. It is also heartening to note that Exide designed Telecom VRLA solutions have become the preferred choice amongst private tower operators.

Finally, the research work on 'Bipolars' remains on course as the exercise has now moved to vehicle-level testing in two-wheelers. Given the country's drive towards e-vehicles, unlike conventional lead-acid batteries, a Bipolar lead-acid battery can provide a much more economical yet performance competitive solution than other exotic storage chemistries. This can be a key change driver in coming years. However, Bipolar technology is expected to take at least another year or two to be established as a reliable and robust technology.

COVID-19

The COVID-19 pandemic started spreading in India in March 2020, forcing the central government to order a complete lockdown of all but essential outdoor activities from end-March 2020. Your Company had to close its

offices, factories and warehouses, as did its channel partners and dealer networks, during the first quarter of the financial year 2020-21.

Your Company has taken effective and timely measures to ensure that the pandemic related risks of all nature—core, support and strategic—are effectively mitigated. The strategic initiatives undertaken by it helped your Company to put in place strong and effective mitigating actions in response to COVID-19's impact on its business. As a result of these initiatives and with the gradual easing of restrictions from the second quarter onwards, your Company put up a strong performance during second half of the year, resulting in higher sales in the financial year 2020-21 compared with the previous financial year.

The COVID-19 pandemic's resurgence in India from March 2021 could derail any economic recovery if it deepens and spreads for a longer period. The full impact of COVID-19 for the current financial year 2020-21 is difficult to establish and quantify at this moment, as we are still in its grip. Impact assessment is a continuing process given the uncertainties associated with the pandemic's nature and duration.

However, our industry's direction is expected to remain unchanged. A forecast made today is likely to get completely changed tomorrow. The senior management team is continuously monitoring, assessing and taking steps to mitigate the impact of COVID-19 on your Company. The strong balance sheet position and the inherent resilience of our business model position your Company well to navigate the challenges ahead. Since the overall direction of the industry in which we are operating is likely to remain unchanged, we do not foresee a serious impact of COVID-19 on a long-term basis.

Sharp focus on reducing cost base

The crisis created by the pandemic has allowed us to take a fresh look at our cost base. Your Company has embarked upon a cost reduction drive across its operations, including procurement, manufacturing, logistics, and further optimizing fixed overheads. The operational efforts complemented with the cost-saving initiatives have successfully reduced the fixed cost over the base of FY 2019-20. A cross-functional and large team is directly responsible and working with the Management to drive these programmes across the Company. Technology, analytics and innovation continue to be the key levers to optimize cost further and drive operational efficiencies.

Efficient Supply Chain management

Supply chain management is an extremely important function of your Company. The COVID-19 lockdowns disrupted the movement of goods and materials and your Company faced several challenges to its supply chain network, including uncertainty around movement of global shipments and fluctuations in commodity costs. To optimize and mitigate the risks arising out of supply chain disruption in coming years, your Company has undertaken a major initiative to reorganize its supply chain network, which will not only ensure regular uninterrupted supplies of the raw material and finished products to its customers, vendors and other stakeholders, but also optimize its entire network chain in a cost-effective manner.

Sustainability is more critical than ever

Your Company continues to focus and work on its environmental, social and governance (ESG) parameters to create sustainable value for all its stakeholders. The pandemic has ensured that sustainability has now become more relevant than ever. The Company outlined a comprehensive sustainability framework, where it creates a significant impact. Going forward, Exide will work in a more focused manner to further improve to strengthen its ESG performance.

Highlights of Performance

Your Company recorded net sales of ₹ 10,041 Crores in 2020-21, against ₹ 9,857 Crores in the previous year, and a profit before tax of ₹ 1,018 Crores against ₹ 1,035 Crores in the previous year.

Standalone Financial Results

	(In ₹ Crore)	
	2020-21	2019-20
Revenue from operations	10,040.84	9,856.66
Other income	65.44	63.94
Total Income	10,106.28	9,920.60
Profit before depreciation, finance cost & tax expenses	1,421.02	1,428.92
Depreciation and amortization expenses	379.35	362.63
Finance cost	23.77	9.40

	(In ₹ Crore)	
	2020-21	2019-20
Profit Before Exceptional item and Tax	1,017.90	1,056.89
Exceptional income/ (expense)	-	(21.70)
Profit Before Tax	1,017.90	1,035.19
Tax expenses	259.62	209.68
Profit After Tax	758.28	825.51
Other Comprehensive Income	9.12	(17.78)
Total Comprehensive Income for the year	767.40	807.73
Balance brought forward	6,211.11	5,901.99
Making a total of	6,978.51	6,709.72
Out of this, appropriations are:		
Final Dividend for 2018-19 (80%)	-	68.00
Tax on Final Dividend	-	13.98
Interim Dividend for 2020-21 (200%)	170.00	-
1st Interim Dividend for 2019-20 (160%)	-	136.00
Tax on above Interim Dividend	-	26.47
2nd Interim Dividend for 2019-20 (250%)	-	212.50
Tax on 2nd Interim Dividend	-	41.66
Aggregate Dividend amounts to 200% for 2020-21 (previous year - 410%)	170.00	498.61
And leaving a balance of (which is carried forward to next year)	6,808.51	6,211.11

Transfer to Reserves

The Board of Directors has decided to retain the entire amount of profit in the retained earnings.

Consolidated Financial Statements

As required under SEBI (Listing Obligations & Disclosure Requirements) Regulations, 2015, (SEBI Listing Regulations) and in accordance with the Indian Accounting Standard

(Ind-AS) 110, the Consolidated Financial Statements (CFS) of the Company, its subsidiaries and Associates form part of the Annual Report and are reflected in the consolidated financial statements of the Company. These statements have been prepared on the basis of audited financial statements received from the subsidiary companies and associates as approved by their respective Boards.

The separate audited financial statements in respect of each subsidiary company and associates are also available on the website of the Company at <https://www.exideindustries.com/investors/annual-reports.aspx>

Dividend

During the year under review, your Company has paid an interim dividend at the rate of 200 per cent or ₹ 2.00 per equity share of ₹ 1/- each to shareholders whose names appeared in the Register of Members on February 6, 2021. Your Board did not recommend a final dividend and therefore the above dividend distribution resulted in a cash outgo of ₹ 170 crore (including withholding tax of ₹ 13.66 crore).

The Board of Directors of your Company has approved and adopted the dividend distribution policy of the Company and dividend declared/recommended during the year are in accordance with the said policy. The policy is available on the website of the Company at <https://www.exideindustries.com/investors/governance-policies.aspx>

Share Capital

The paid-up equity share capital as on March 31, 2021, was ₹ 85 crore divided into 85,00,00,000 equity shares of the face value of ₹ 1 each.

During the year, the Company did not issue any shares with differential rights or convertible securities. The Company does not have any scheme for the issue of shares, including sweat equity to the Employees or Directors of the Company. The Company does not have a scheme for the purchase of its shares by employees or by trustees for the benefit of employees.

Deposits

During the year under review, the Company did not accept any deposits from the public within the ambit of Section 73 of the Companies Act, 2013 (Act), and the Companies (Acceptance of Deposits) Rules, 2014 (including any statutory modification(s) or re-enactment(s) thereof) for the time being in force.

Particulars of Loans, Guarantees or Investments

The Company has not granted any loans or provided any guarantee or security pursuant to Section 186 of the Act. The details of investment made by the Company during the year under review have been disclosed in the financial statements under Note nos. 4 and 9.

Material Changes and Commitments

Except for the material changes and commitments arising out of COVID-19, there have been no material changes subsequent to the close of the company's financial year to which the financial statements relate and prior to the date of this report.

Key financial ratios

Under the SEBI (Listing Obligations & Disclosure Requirements) (Amendment) Regulations, 2018, the Company has to give details of significant changes (i.e. change of 25 per cent or more as compared with the immediately previous financial year) in key sector-specific financial ratios, including debtors turnover, inventory turnover, interest coverage ratio, current ratio, debt-equity ratio, operating profit margin (per cent) and Net Profit Margin (per cent) and details of any change in Return on Net Worth as compared with the immediately previous financial year along with a detailed explanation thereof.

Interest coverage ratio shows significant change, i.e. an increase of 53 per cent compared with the immediately previous financial year due to significant decrease in interest cost (excluding interest on lease liabilities) in the current year.

Return on Net Worth decreased from 13.8 per cent in 2019-20 to 12.0 per cent in year 2020-21. A significant driver is exceptional items. In 2020-21, there were no exceptional items as compared with an exceptional item charge of ₹ 22 crore [Indirect tax settlement expenses incurred under Sabka Vishwas (Legacy Dispute Resolution) Scheme, 2019] in 2019-20. Additionally, the business profit from operations decreased by eight per cent in 2020-21 over the prior year.

Auditors

Statutory Auditors and their Report

M/s B S R & Co. LLP, Chartered Accountants (Firm's Registration No: 101248W/W- 100022), were appointed

as Statutory Auditors of the Company at the Annual General Meeting held on July 27, 2017, for an initial term of five consecutive years till the conclusion of 75th Annual General Meeting of the Company.

The Report given by the Auditors on the financial statements of the Company is part of the Annual Report. There have been no qualification, reservation, adverse remark or disclaimer given by the Auditors in their Report. The emphasis of matter and the key audit matters paragraphs are self-explanatory and require no clarification.

The Statutory Auditors have not reported any incidence of fraud to the Audit Committee of the Company during the year under review.

Cost Auditors

Under Section 148 of the Act, read with the Companies (Cost Records and Audit) Rules, 2014, (as amended), the cost records maintained by the Company in respect of the products manufactured by the Company are required to be audited. Your Directors, on the recommendation of the Audit Committee, have appointed M/s Mani & Co., Cost Accountants (Firm Registration no. 000004), to audit the cost records of the Company for the financial year 2021-22 at a remuneration of ₹ 9,00,000/- plus out-of-pocket expenses and taxes as applicable.

A resolution regarding the ratification of the remuneration payable to M/s Mani & Co., Cost Accountants, forms part of the Notice convening the 74th Annual General Meeting of the Company.

Secretarial Auditors & their Report

Pursuant to the provisions of Section 204 of the Act, read with the Companies (Appointment and Remuneration of Managerial Personnel) Rules, 2014, the Company has appointed M/s A.K.Labh & Co., practising company secretaries (FCS: 4848/CP No:3238), to audit secretarial and other related records of the Company for the financial year 2020-21. The Secretarial Audit Report is given as Annexure-I. The Secretarial Audit Report does not contain any qualification, reservations or adverse remark.

Business Responsibility Report

In July 2011, the Ministry of Corporate Affairs came out with the 'National Voluntary Guidelines on Social, Environmental and Economic Responsibilities of Business'. These guidelines contain certain principles that are to be

adopted by companies as part of their business practices and require disclosures regarding the steps taken to implement these principles through a structured reporting format, viz., the Business Responsibility Report. Pursuant to Regulation 34(2)(f) of SEBI Listing Regulations, the Company has prepared the Business Responsibility Report, which is given in Annexure-II.

Corporate Governance

Transparency is the cornerstone of Exide's philosophy and your Company adheres to all requirements of corporate governance in letter and spirit. All the Committees of the Board of Directors meet at regular intervals as required in terms of SEBI Listing Regulations. Your Board of Directors has taken the necessary steps to ensure compliance of statutory requirements. The Directors and Key Management Personnel and Senior Management Personnel of the Company have complied with the approved 'Code of Conduct for Board of Directors and Senior Management Personnel' of the Company. The declaration to this effect pursuant to Schedule V of the SEBI Listing Regulations signed by the Managing Director and CEO of the Company forms part of the Annual Report.

The Report on Corporate Governance as required under Regulation 34(3), read along with Schedule V of the SEBI Listing Regulations, is given in Annexure-III. The Auditors' Certificate on compliance with Corporate Governance norms is also attached to this Report. Further, as required under Regulation 17(8) of SEBI Listing Regulations, a certificate from the Managing Director & CEO and Director-Finance & CFO is being annexed with this Report.

Business Excellence

Business Excellence or BE is about developing and strengthening the management systems and processes of the organization to improve performance and create value for stakeholders. It is about achieving excellence in everything that an organization does, including leadership, strategy, customer focus, information management, people and processes and, most importantly, achieving superior business results.

Your Company has adopted a globally proven model to drive excellence across the organization, engaging all its stakeholders including employees and business partners. Exide's model of excellence is dynamic, ever-evolving, designed to use an integrated approach to performance management that results in the delivery

of ever-improving value to customers and stakeholders, contributing to organizational sustainability, improvement of overall organizational effectiveness and capabilities, organizational and personal learning to fulfill the expectations.

Your Company regularly participates in external assessments conducted by various national and international organizations; competes for prestigious awards aiming to evaluate findings to improve the framework continually. Some of the external awards won by the Company are the Tamil Nadu State Safety Award, QFCI CCQC / NCQC Award, BML Munjal Award-Achieving Expert Panel Milestone for Excellence through L&D.

Your Company has deployed internationally recognized approaches for business excellence and TQM such as TPM, Quality Circle, 5S and SOP-driven business processes. Business units of Exide are certified to International Standards such as ISO 9001 & IATF 16949 for Quality, ISO 14001 for Environment, and ISO 45001 for Occupational Health & Safety, being focused on the health and safety of employees and other stakeholders. We encourage our business partners to opt for these standards. Our Test House Laboratories are certified to ISO/IEC 17025 and have NABL accreditation. NABL and audited annually as a part of compliance to a standard.

Over the years, the company has developed and deployed a robust TPM culture across the organization. All manufacturing units follow TPM practices with varying level of maturity. Six out of the seven factories have won prestigious TPM awards for different categories from the Japan Institute of Plant Maintenance (JIPM). During the year under review, your Company has continued its focus on deploying the TPM policies effectively to achieve zero accidents, zero waste, zero breakdowns and zero losses. This year, greater focus was given on the safety of employees from COVID-19 infection and, at the same time, improving process effectiveness and efficiency to remain cost-competitive. Unique SGA or Small Group Activity teams were formed under the TPM Pillars to achieve the improvement objective and target set by the management.

Occupational Health, Safety & Environment

Exide is committed to the safety of its people and assets and protecting the environment through various initiatives in areas of sustainability. Towards this, it follows industry-accredited best practices in health, safety and environment-related aspects to constantly set higher benchmarks.

Your Company is committed to utilizing natural and manmade resources optimally and responsibly, and reducing, reusing, recycling and managing waste. We regularly monitor and prevent pollution through waste minimization at the source; recovery/treatment of emissions and energy conservation.

Exide has a well laid down Corporate EHS structure, where Head- EHS oversees EHS practice across the organization and ensures compliance with statutory and regulatory requirements. The Head- EHS is supported by dedicated teams headed by an EHS head in each factory to ensure effective compliance and implementation of EHS policy and practices.

Your Company has taken various measures to counter the inherent risk to the safety and health of employees across all functions and locations of the Company arising out of the COVID-19 pandemic. The Company implemented a comprehensive standard operating procedure, work-from-home/ work-from-anywhere policy. To support the COVID-19 vaccination process initiated by the Government of India and to take care of its employees' safety and wellbeing, your Company has decided to bear the cost of COVID-19 vaccination of all its employees and their spouses.

Corporate Social Responsibility

Exide always seeks ways to create long-term sustainability through inclusive growth and development not only within the adjoining community at its main operational locations but in society at large at the regional or national level. The core thematic areas that continue to be the main pillars of the Company's CSR philosophy are:

- Basic Education
- Health
- Environment Management
- Women Empowerment
- Community Development

The Board of Directors of Exide has approved a Corporate Social Responsibility (CSR) Policy, namely "EIL CSR Policy", in accordance with Section 135 of the Act and the Companies (Corporate Social Responsibility Policy) Rules, 2014, notified by the Ministry of Corporate Affairs, Government of India. The CSR policy underlines the guiding principles and mechanisms for undertaking various CSR activities/ programmes by the Company. Pursuant to the

notification of Companies (Corporate Social Responsibility) Amendment Rules, 2021, and The Companies (Amendment) Act, 2020 effective from January 22, 2021, the Board of Directors at its meeting held on April 29, 2021, amended the CSR policy to include, inter-alia, guidelines relating to selection, implementation and monitoring of CSR activities, impact assessment studies as well as formulation of the annual action plan. The revised policy is available on the Company's website at <http://www.exideindustries.com/investors/governance-policies.aspx>.

The disclosures as required by Rule 8 of the Companies (Corporate Social Responsibility Policy) Rules, 2014, are given in Annexure-IV.

In continuation with its legacy, the Company met more than its CSR obligation by investing ₹ 2,093.59 lakh during the year under as against its spending obligation of ₹ 2,091 lakh.

During the year, the Company took significant strides to execute and complete numerous CSR projects under the broad five thematic areas mentioned. There were myriad volunteering contributions for other COVID-19 relief services such as community sanitation, distribution of basic education materials etc. to students, who found it challenging to continue their education since their basic survival was at stake. However, the main thrust for the year was to provide support for health and disaster management relief to combat COVID-19 exigencies.

Through the signature employee volunteering engagement, viz., "ABHAAR", your Company distributed essential nutrition, hygiene and immunity booster kits to more than 23,000 school students and their families. The campaign benefited 55 schools adopted by Exide across all the manufacturing units and its offices. Overall, the project impacted over 1,20,300 beneficiaries from the most vulnerable and worst-hit population group.

Most of the health projects undertaken by the Company were towards providing COVID safe medical facilities, developing adequate maternity care facilities in rural hospitals, contributions for cancer care, especially for children and supporting adequate healthcare for the most vulnerable stakeholders.

Niche women empowerment projects for health and safety, livelihood and higher education were undertaken during the year. Street food vendors were provided with business revival support and training to ensure that they get back to work armed with confidence and knowledge to safely run and gain back from their small businesses during the post lockdown period.

Though the year threw up exceptionally challenging situations due to the pandemic, the CSR projects at the plant level continued to perform with extra grit and delivered results despite all odds. Among the highlights were development of a model school and village projects for inclusive growth in basic education, and watershed and waste management initiatives. These projects were initiated in the north and the southern zones to mitigate social and environmental concerns especially in the local areas around the Company's operational units. It is envisaged that these model initiatives will bring in planned and consistent development in a sustained manner.

The social initiatives undertaken by the Company during the year essentially stepped up in creating long-term sustainable development through inclusive growth amongst the neighboring communities along with strong contribution through the employee engagement efforts.

Internal Controls

A strong internal control framework is an essential prerequisite of a growing business. In this context, your Directors, to the best of their knowledge and belief and according to the information and explanations obtained by them, state that your Company's internal control systems are commensurate with its size and scale of operations, and that they are designed to provide reasonable assurance that the Company's financial statements are reliable and prepared in accordance with the law. It has a well-defined system of internal audit to independently review and strengthen these internal controls continually. The Audit Committee of your Company regularly reviews the reports of the internal auditors and recommends actions for further improvement of the internal controls.

Vigil Mechanism/ Whistle-Blower Policy

Exide has a Whistle-Blower Policy that offers a formal mechanism to its directors, employees and stakeholders to report genuine concerns about unethical behavior, actual or suspected, fraud or violation of the Company's Code of conduct in accordance with the provisions of the Act, read with the Companies (Meeting of Board and its Powers) Rules, 2014, and SEBI Listing Regulations. It contains a reporting mechanism, the manner in which all reported concerns are dealt with, confidentiality of the investigations and processes, protection of the whistle-blower against any retaliation, and guidelines for retention of records during the investigation/ reporting of the case etc. The policy provides for adequate safeguards against victimization of persons who use such mechanism

and provides for direct access to the Chairperson of the Audit Committee in appropriate or exceptional cases. The Company has a dedicated email address for reporting such concerns at ethics@exide.co.in. Any incidents that are reported are investigated and suitable action is taken in line with the Whistle-Blower Policy. It is affirmed that no personnel of the Company were denied access to the Audit Committee. The Audit Committee of Board oversees the vigil mechanism.

The policy is available on the website <http://www.exideindustries.com/investors/governance-policies.aspx>

Subsidiaries, Joint Ventures and Associates

A statement containing the salient features of financials of subsidiaries and associates of the Company in the prescribed Form AOC-1, forms part of the Consolidated Financial Statement (CFS). This Form highlights the financial performance of each subsidiary and associate company along with their contribution to the overall performance of the Company pursuant to Rule 8(1) of the Companies (Accounts) Rules, 2014. The said report is not repeated here for the sake of brevity.

In accordance with Section 136 of the Act, the financial statements of the subsidiary and associate companies will be available for inspection in electronic mode up to the date of AGM. Members can inspect the same by sending an email to cosec@exide.co.in.

Any member who wants a copy of the financial statements may write to the Company Secretary at the Registered Office of the Company. The financial statements including the CFS, and all other documents required to be attached to this report have been uploaded on the website of the Company at www.exideindustries.com.

Exide Life Insurance Company Limited (ELI) and Chloride Metals Limited (CML) are material subsidiaries of Exide as prescribed under the provisions of SEBI Listing Regulations. ELI has assets under management or AUM of over ₹ 18,381 crore as of March 31, 2021. The total premium collected by ELI during the year ended March 31, 2021 was ₹ 3,325 crore, against ₹ 3,220 crore collected during the previous year.

Chloride Metals Limited (CML) is a secondary smelting & refining unit, a 100 per cent subsidiary company of Exide Industries Limited. It was promoted by Exide strategically as a part of backward integration to meet the lead and lead alloys demand of Exide. CML is operating with two units located in Karnataka and Pune, while the third new

greenfield secondary smelting and refining unit in Haldia in West Bengal, with a capacity of 110,000 MT is expected to start its commercial production in the first quarter of the current financial year 2021-22. The new unit is made with the latest technology from Engitec Italy with improved environment-friendly facilities to control air and water pollution. During the year under review, the Company invested around ₹ 35 crore for meeting its capital and other funding requirements.

Exide Leclanche Energy Private Limited (known as Nexcharge brand), a subsidiary of Exide, had its beginning in 2018 as a Joint Venture between Exide Industries Limited and one of the leading Lithium-ion or li-ion battery manufacturers based in Switzerland, Leclanché SA, to build lithium-ion batteries and provide energy storage systems for India's electric vehicle market and grid-based applications.

Nexcharge envisions to fast-track the world's transformation towards sustainable energy solutions by developing solutions to increase the amount of renewable energy to reduce India's dependence on fossils fuels. The Company aims to become a leading supplier of (i) e-transport solutions, which will power the electrification of the transport in the form of efficient and reliable energy storage solutions and (ii) diverse segments of industry and utility markets with state-of-art products and end-to-end solutions made available through li-ion batteries of different chemistries such as NMC, LFP, LTO etc.

To fulfil its mission, Nexcharge has built India's largest factory with fully automated lithium-ion battery pack and modules (pouch/ prismatic/ cylindrical) assembly lines and Cell testing labs, at Prantij, Sabarkanta, Gujarat.

Nexcharge is also supported by state-of-the-art in-house R&D. with a well-resourced teams of engineers enthusiastic in designing these battery packs to their customer requirements and offer high-quality products at competitive pricing.

During the year 2020-21, your Company invested ₹ 66.35 crore in Nexcharge for meeting its funding requirement, thereby increasing its stake to 80.15 per cent.

Annual Return

In terms of Section 92(3) of the Companies Act, 2013, and Rule 12 of the Companies (Management and Administration) Rules, 2014, the Annual Return of the Company is available on the website of the Company at the link: <https://www.exideindustries.com/investors/annual-reports.aspx>

Directors

Mr Asish Kumar Mukherjee (having DIN 00131626) retires by rotation in accordance with the provisions of the Companies Act, 2013, and being eligible, offers himself for re-appointment at the ensuing Annual General Meeting.

During the year, Mr Nawshir H Mirza, Non-executive & Independent Director, retired from the Company w.e.f. October 28, 2020. Your Board of Directors wishes to place on record its sincere appreciation for the contribution made by Mr Mirza during his tenure as Independent director in the Company.

The term of Mr Gautam Chatterjee, Managing Director and Chief Executive Officer (CEO), is due to expire at the close of business hours on April 30, 2021. Your Board of Directors wishes to record its sincere appreciation for the exemplary services rendered by Mr Chatterjee during his long association with the Company and his immense contribution to the success of the Company.

The Board of Directors, on the recommendation of the Nomination and Remuneration Committee, at its meeting held on April 29, 2021 has appointed Mr Subir Chakraborty as the Managing Director and CEO for a period of three (3) years with effect from May 1, 2021 subject to the approval of the Shareholders. Mr Subir Chakraborty joined the services of the Company in 1996 and was appointed a Whole-time Director (designated as Director-Industrial) with effect from May 1, 2013. After heading the automotive section and submarine business for three years, Mr Chakraborty was appointed as Deputy Managing Director with effect from May 1, 2019 and is overseeing the automotive and industrial business of the Company. A resolution proposing his appointment as Managing Director & CEO with effect from May 1, 2021 will be placed at the ensuing Annual General Meeting for the approval of the Shareholders.

At the said Meeting, the Board, on the basis of the recommendation of the Nomination and Remuneration Committee, appointed Mr Avik Kumar Roy as an Additional director w.e.f May 1, 2021. He shall hold office up to the ensuing AGM. It is also proposed to appoint him Whole-time Director to be designated as Director-Industrial, for a period of five (5) years, with effect from May 1, 2021. A Notice has been received from a Member under Section 160(1) of the Companies Act, 2013 proposing the appointment of Mr Roy as a Director at the ensuing Annual General Meeting.

Necessary information pursuant to SEBI (Listing Obligations and Disclosure Requirements) Regulations, 2015, and Secretarial Standard 1 (SS-1) issued by ICSI,

in respect of directors to be appointed and re-appointed at the ensuing Annual General Meeting are given in the Annexure to the Notice convening the Annual General Meeting.

None of the Directors of your Company is disqualified for being appointed as directors, as specified in Section 164(2) and Rule 14(1) of Companies (Appointment and Qualification of Directors) Rules, 2014.

Key Managerial Personnel

During the year under review, the following directors/executives continued as Key Managerial Personnel of the Company:

- Mr Gautam Chatterjee, Managing Director & CEO
- Mr Subir Chakraborty, Deputy Managing Director
- Mr A K Mukherjee, Whole-time Director (Director-Finance & CFO)
- Mr Arun Mittal, Whole-time Director (Director-Automotive)
- Mr Jitendra Kumar, Company Secretary & EVP - Legal & Administration

Declaration of Independence

All Independent Directors have given declarations that they meet the criteria of independence as laid down under Section 149(6) of the Act and SEBI Listing Regulations. There has been no change in the circumstances affecting their status as independent directors of the Company.

Board Evaluation

Pursuant to the provisions of the Act and SEBI Listing Regulations, the performance evaluation of the Board as a whole, and of the Chairman and the Non-Independent Directors was carried out by the Independent Directors. This exercise was carried out in accordance with the Nomination & Remuneration Policy framed by the Company within the framework of applicable laws.

The Board carried out an annual evaluation of its own performance, as well as the evaluation of the working of its committees and individual directors, including Chairman of the Board. The performance evaluation of

all the directors was carried out by the Nomination and Remuneration Committee. The questionnaire and the evaluation process were reviewed in accordance with the SEBI guidance note on Board evaluation dated January 5, 2017, and suitably aligned with the requirements.

While evaluating the performance and effectiveness of the Board, various aspects of the Board's functioning such as adequacy of the composition and quality of the Board, time devoted by the Board to the Company's long-term strategic issues, quality and transparency of Board discussions, execution and performance of specific duties, obligations and governance were taken into consideration. Committee performance was evaluated on their effectiveness in carrying out respective mandates, composition, the effectiveness of the committees, the structure of the committees and meetings, independence of the committee from the Board, and contribution to decisions of the Board. A separate exercise was carried out to evaluate the performance of Independent Directors including the Chairman of the Board, who were evaluated on parameters such as level of engagement and contribution to Board deliberations, independence of judgement, safeguarding the interest of the Company and focus on the creation of shareholder's value, ability to guide the Company in key matters, attendance at meetings, etc.

Considering the success of the Company in most spheres and the value delivered to all its stakeholders, it was evident that the Directors had been diligent, sincere and consistent in the performance of their duties. The Directors expressed their satisfaction with the evaluation process.

Nomination & Remuneration Policy

In accordance with the provisions of Section 178(3) of the Act and the SEBI Listing Regulations, Exide has a Nomination & Remuneration policy in place. The objectives and key features of this Policy are:

- Formulation of the criteria for determining qualifications, positive attributes of directors, Key Managerial Personnel (KMP) and senior management personnel and also independence of independent directors
- Aligning the remuneration of directors, KMPs and senior management personnel with the Company's financial position, remuneration paid by its industry peers, etc.

- (c) Performance evaluation of the board, its committees and directors including independent directors
- (d) Ensuring board diversity
- (e) Identifying persons who are qualified to become directors and who may be appointed in senior management in accordance with the criteria laid down
- (f) Directors' induction and continued training

The Nomination & Remuneration Policy is available on the Company's website under the link <http://www.exideindustries.com/investors/governance-policies.aspx>

Meetings

The Board meets at regular intervals to discuss and decide on Company/business policy and strategy apart from other items of business. The Board exhibits strong operational oversight with regular presentations by business heads to the Board. The Board and committee meetings are pre-scheduled and a tentative annual calendar of Board and committee meetings is circulated to the directors well in advance to help them plan their schedule and to ensure meaningful participation at the meetings.

During the year under review, five (5) board meetings and six (6) audit committee meetings were convened and held, the details of which are given in the Corporate Governance report. The intervening gap between the meetings was within the period prescribed under the Companies Act, 2013.

The details of the constitution of the Board and its Committees are given in the Corporate Governance report.

Compliance with Code of Conduct for the Board of Directors and Senior Management Personnel

All directors and senior management personnel have affirmed compliance with the Code of Conduct for the Board of Directors and Senior Management Personnel. A declaration to that effect is attached with the Corporate Governance report.

Compliance with Secretarial Standards on Board and Annual General Meetings

The Company has complied with Secretarial Standards

issued by the Institute of Company Secretaries of India on Board Meetings and Annual General Meetings.

Risk Management Policy

In accordance with the SEBI Listing Regulations, the Board of Directors of the Company is responsible for framing, implementing and monitoring the risk management plans of the Company. The Company has a "Risk Management Policy" to identify risks associated with the Company, assess its impact and take appropriate corrective steps to minimize the risks that may threaten the existence of the Company.

The Enterprise Risk Management (ERM) framework of the Company is comprehensive and robust enough to respond against any uncertainty. It has risk identification, analysis, evaluation and treatment mechanism, ensuring that smallest factor of uncertainty present in any layer is identified, evaluated and treated suitably. Annual risk assessment exercise is conducted in line with the framework, existing risks, their mitigation actions are evaluated and new risks are identified. Risk Management Committee (RMC) of the organization reviews the risks, adequacy of mitigating actions and also identifies the new risks.

The committee has half-yearly meetings as well as when triggered by a major risk. The executive committee of the Company reviews the risk register and effectiveness of mitigating actions and takes strategic decisions to ensure that organization successfully achieves the business objectives and fulfils expectations of all its stakeholder. Corporate Risk Register is reviewed annually by Board. An update on ERM activities is presented and deliberated upon in the RMC meetings on half yearly basis and at least once in a year at the Board level. The Audit Committee has additional oversight over financial risks and controls.

During the year under review, the RMC reviewed the potential impact of COVID-19 on the Company's critical areas of operations like health & safety, customer, supplier, manufacturing, liquidity risk, etc. It also reviewed the mitigating factor and action initiated by the management to minimize the impact on the Company.

It noted that due to distinct surge in demand of both Automotive and Industrial batteries from Q2 of FY 2020-21, the Company was able to ride out challenges and risks in all areas of operations and gain comfortable liquidity position.

The Risk Management Policy is available on the Company's website at the link <https://www.exideindustries.com/about/policies-certifications.aspx>

Listing

The equity shares continue to be listed on the BSE Limited (BSE), National Stock Exchange of India Limited (NSE) and The Calcutta Stock Exchange Limited (CSE). The Company has paid the annual listing fee for the financial year 2020-21 to BSE, NSE and CSE.

Particulars of Contracts or Arrangements with Related Parties

All related-party transactions which were entered during the financial year were in the ordinary course of business and on an arms-length basis. There were no materially significant related-party transactions entered into by the Company with promoters, directors, key managerial personnel or other persons which may have a potential conflict with the interests of the Company.

All related-party transactions are placed before the Audit Committee for review and approval. Prior omnibus approval is also obtained from the Audit Committee for related-party transactions that are repetitive and can be foreseen, and accordingly the required disclosures are made to the Audit Committee on a quarterly basis in terms of the omnibus approval of the Committee.

The policy on materiality of related-party transactions and on dealing with related-party transactions as approved by the Audit Committee and the Board of Directors is uploaded on the website under link <http://www.exideindustries.com/investors/governance-policies.aspx>

The disclosure of material related party transactions is required to be made under Section 134(3)(h) read with Section 188(2) of the Act and Rule 8(2) of the Companies (Accounts) Rules, 2014 in Form AOC 2. Accordingly, related party transactions that individually or taken together with previous transactions during a financial year, exceed 10 per cent of the consolidated annual turnover as in the last audited financial statements, which were entered into during the year by the Company are enclosed as Annexure-V to this Report.

Your Directors draw your attention to Notes to the financial statements which set out related-party disclosures.

Details of significant and material orders passed by the regulators or courts or tribunals impacting the going concern status and Company's operations in future

There are no significant material orders passed by the regulators/courts/tribunals which would impact the going-concern status of the Company and its future operations. However, the members' attention is drawn to the statement on contingent liabilities and commitments in the notes forming part of the financial statements.

Conservation of energy, technology absorption and foreign exchange earnings and outgo

Information pursuant to Clause (m) of Sub-Section (3) of Section 134 of the Act, read with Rule 8 of the Companies (Accounts) Rules, 2014, is given in Annexure-VI.

Human Resources

Your Company recognizes its employees as its greatest asset and constantly strives to create an ecosystem of continuous learning to help our workforce be future-ready.

Amidst the pandemic, the safety of our employees has been our top-most priority and the Company had taken several measures to ensure their well-being. Most of the employees in our offices had been working from home in accordance with the guidelines issued by the central, state and municipal authorities. The Company created an exclusive helpline namely "Exide Corona Mitra" for its employees for helping them to navigate issues arising out of the pandemic.

Your Company has been increasingly leveraging digital learning as a way to develop skills and enable learning on the go. This year under the umbrella of the "Exide Learning Academy" most of the functional trainings were conducted online. A social collaboration platform for employees called "Exide One" was launched to connect, collaborate and communicate amongst each other.

In line with our effort of culture building, the Company during the year under review initiated its "Exide Leadership Behaviour (ELB) 360 Degree survey" for its leadership and also identified "Exide Master Coaches" to further help in developing and nurturing talent for Exide in an ongoing basis.

Exide continues to drive performance through a continuous evaluation process and a competitive performance-based bonus for its employees. The "You Did It" platform to recognize and reward top performers publicly continues to motivate our employees. This year, Recognition scheme for corporate functions called 'Win it Now' awards, have also been introduced by the Company.

High-quality leadership talent has also been infused across all functions to build a robust talent pipeline. The Industrial Relations scenario continued to be positive across all our manufacturing locations. During the year under review, wage settlements were successfully carried out. Sustained efforts were made towards building a transformational work culture by adopting industry best practices of flexible manufacturing, productivity enhancements, total quality management (TQM), workmen engagement, plant trainee schemes, quality circles, etc.

The total number of employees of the Company as on March 31, 2021, was 5,202.

Particulars of Employees

The information required pursuant to Section 197 read with Rule 5 of the Companies (Appointment and Remuneration of Managerial Personnel) Rules, 2014, in respect of employees of the Company, will be provided upon request. In terms of Section 136 of the Act, the Report and financial statements are being sent to Members and others entitled thereto, excluding the information on employees' particulars which will be available for inspection in electronic mode up to the date of AGM. Members can inspect the same by sending an email to cosec@exide.co.in. Further, we confirm that there was no employee employed throughout the financial year or part thereof, who was in receipt of remuneration in the financial year which, in the aggregate, is in excess of that drawn by the Managing Director and Whole-time Directors and holds by himself or along with his spouse and dependent children, not less than two per cent of the equity shares of the Company.

The Managing Director & CEO and whole-time directors of the Company have not received any remuneration or commission from any of the subsidiary companies.

Particulars of employees pursuant to Section 197 of the Act, read with Rule 5(1) of the Companies (Appointment and Remuneration of Managerial Personnel) Rules, 2014, are given in Annexure-VII.

Prevention of Sexual Harassment at Workplace

Exide has zero tolerance for sexual harassment at the workplace and has adopted a Policy on prevention, prohibition, and redressal of sexual harassment at the workplace in line with the provisions of The Sexual Harassment of Women at Workplace (Prevention, Prohibition & Redressal) Act, 2013, ('the Act') and Rules thereunder. It is committed to providing equal opportunities without regard to their race, caste, sex, religion, colour, nationality, disability, etc.

The Company has complied with provisions relating to the constitution of an Internal Complaints Committee which was reconstituted in May 2020. The Apex Internal Committee conducts meeting on a regular basis for updates and building awareness on the policy and provisions of the Act.

The Company had organized virtual sessions and awareness programmes for sensitizing employees on the issues and implications of workplace sexual harassment. These workshops not only help create a safe and conducive work environment to prevent any incidents of such nature, but also impart an awareness of legal laws. Virtual Workshops were also organized for the Internal Apex and Regional Committee members to understand their role as a committee member and comprehend the provisions of the Act in detail.

During the financial year 2020-21, no complaints were reported, and no case is pending as on end of financial year 2020-21.

Directors' Responsibility Statement

To the best of their knowledge and belief and according to the information and explanations obtained by them, your Directors make the following statements in terms of Section 134(3)(c) of the Act:

- a. That, in the preparation of the annual financial statements, the applicable accounting standards have been followed along with proper explanation relating to material departures, if any
- b. That the Directors have selected such accounting policies and applied them consistently and made judgements and estimates that are reasonable and prudent so as to give a true and fair view of the state of affairs of the Company at the end of the financial year and of the profit of the Company for that period;

- c. That the Directors have taken proper and sufficient care for the maintenance of adequate accounting records in accordance with the provisions of this Act for safeguarding the assets of the Company and for preventing and detecting fraud and other irregularities;
- d. That the Directors have prepared the annual accounts on a going-concern basis;
- e. That proper internal financial controls were in place and that the financial controls were adequate and were operating effectively; and
- f. That systems to ensure compliance with the provisions of all applicable laws were in place and were adequate and operating effectively.

Forward-Looking Statements

This report contains forward-looking statements that involve risks and uncertainties.

When used in this Report, the words "anticipate", "believe", "estimate", "expect", "intend", "will", and other similar

expressions as they relate to the Company and/or its businesses are intended to identify such forward-looking statements. The Company undertakes no obligation to publicly update or revise any forward-looking statements, whether as a result of new information, future events, or otherwise. Actual results, performance or achievements could differ materially from those expressed or implied in such forward-looking statements. Readers are cautioned not to place undue reliance on these forward-looking statements that speak only as of their dates. This Report should be read in conjunction with the financial statements included herein and the notes thereto.

Acknowledgement

Your Directors would like to record their appreciation for the enormous personal efforts as well as the collective contribution of all the employees to the Company's performance. The directors would also like to thank the Company's customers, employee unions, shareholders, dealers, suppliers, bankers, government agencies and all stakeholders for their co-operation and support to the Company and the confidence reposed on the management.

On behalf of the Board of Directors

Sd/-
Bharat D Shah
Chairman
DIN: 00136969
Place: Mumbai

Sd/-
Gautam Chatterjee
Managing Director & CEO
DIN: 00012306
Place: Kolkata

Date: 29.04.2021

Annexure I

Secretarial Audit Report

For the Financial Year Ended 31.03.2021

[Pursuant to Section 204(1) of the Companies Act, 2013 and Rule No. 9 of the Companies (Appointment and Remuneration of Managerial Personnel) Rules, 2014]

To
The Members,
Exide Industries Limited
Exide House
59 E, Chowringhee Road
Kolkata - 700020
West Bengal

We have conducted the secretarial audit of the compliance of applicable statutory provisions and the adherence to good corporate practices by **Exide Industries Limited** having its Registered Office at Exide House, 59 E, Chowringhee Road, Kolkata – 700020, West Bengal (hereinafter called the Company). Secretarial Audit was conducted in a manner that provided us a reasonable basis for evaluating the corporate conducts/statutory compliances and expressing our opinion thereon.

Based on our verification of the books, papers, minute books, forms and returns filed and other records maintained by the Company and also the information provided by the Company, its officers, agents and authorized representatives during the conduct of secretarial audit, we hereby report that in our opinion, the Company has, during the audit period covering the financial year ended 31.03.2021 complied with the statutory provisions listed hereunder and also that the Company has proper Board-processes and compliance-mechanism in place to the extent, in the manner and subject to the reporting made hereinafter.

Auditors' Responsibility

Maintenance of Secretarial Records is the responsibility of the management of the Company. Our responsibility is to express an opinion on existence of adequate Board process and compliance management system, commensurate to the size of the Company, based on these secretarial records as shown to us during the said audit and also based on the information furnished to us by the officers' and the agents of the Company during the said audit.

We have followed the audit practices and processes as were appropriate to the best of our understanding to obtain reasonable assurance about the correctness of the contents of the secretarial records. The verification was done on test basis to ensure that correct facts are reflected in secretarial records. We believe that the processes and practices, we followed, provide a reasonable basis for our opinion.

We have not verified the correctness, appropriateness and bases of financial records, books of accounts and decisions taken by the Board and by various committees of the Company during the period under scrutiny. We have checked the Board process and compliance management system to understand and to form an opinion as to whether there is an adequate system of seeking approval of respective committees of the Board, of the Board, of the members of the Company and of other authorities as per the provisions of various statutes as mentioned hereinafter.

Wherever required we have obtained the management representation about the compliance of the laws, rules and regulations and happening of events, etc.

In certain cases, we have relied upon the accuracy of the documents and information as shared by the Company with us through appropriate Information Technology tools to assist us in completing the secretarial audit work due to unprecedented situation prevailing in the Country due to CoVID-19 virus pandemic and the same is subject to physical verification by us post normalization of the situation in due course.

The Compliance of the provisions of Corporate and other applicable laws, rules, regulations and standards is the responsibility of the management. Our examination was limited to the verification of compliance procedures on test basis.

Our report is neither an assurance as to the future viability of the Company nor of the efficacy or effectiveness or

accuracy with which the management has conducted the affairs of the Company.

We report that, we have examined the books, papers, minute books, forms and returns filed and other records maintained by the Company for the financial year ended 31.03.2021 according to the provisions of (as amended) :

- (i) The Companies Act, 2013 (the Act) and the rules made there under;
- (ii) Secretarial Standards as issued by The Institute of Company Secretaries of India;
- (iii) The Securities Contracts (Regulation) Act, 1956 and the rules made there under;
- (iv) The Depositories Act, 1996 and the Regulations and Bye-laws framed there under;
- (v) Foreign Exchange Management Act, 1999 and the rules and regulation made there under to the extent of Foreign Direct Investment, Overseas Direct Investment and External Commercial Borrowings;
- (vi) The following Regulations and Guidelines prescribed under the Securities and Exchange Board of India Act, 1992:
 - (a) The Securities and Exchange Board of India (Substantial Acquisition of Shares and Takeovers) Regulation, 2011;
 - (b) The Securities and Exchange Board of India (Prohibition of Insider Trading) Regulations, 2015;
 - (c) The Securities and Exchange Board of India (Registrars to an Issue and Share Transfer Agents) Regulations, 1993 regarding the Companies Act and dealing with client;
 - (d) The Securities and Exchange Board of India (Listing Obligations and Disclosure Requirements) Regulations, 2015.

We further report that, having regard to the compliance system prevailing in the Company and on examination of the relevant documents and records in pursuance thereof, on test-check basis, the Company has specifically complied with the provisions of the following Acts:

1. Legal Metrology Act, 2009;
2. The Environment (Protection) Act, 1986 and various Rules thereunder as issued by Ministry of Environment, Forest and Climate Change, Government of India;

to the extent of its applicability to the Company during the financial year ended 31.03.2021 and our examination and reporting is based on the documents, records and files as produced and shown to and the information and explanations as provided to us by the Company and its management and to the best of our judgment and understanding of the applicability of the different enactments upon the Company. Further, to the best of our knowledge and understanding there are adequate systems and processes in the Company commensurate with its size and operation to monitor and ensure compliances with applicable laws including general laws, labour laws, competition law, environmental laws, etc.

During the period under review the Company has complied with the provisions of the Act, Rules, Regulations, Guidelines, Standards, etc. as mentioned above.

During the period under review, provisions of the following regulations/guidelines/standards were not applicable to the Company:

- (i) The Securities and Exchange Board of India (Buyback of Securities) Regulations, 2018;
- (ii) The Securities and Exchange Board of India (Share Based Employee Benefits) Regulations, 2014;
- (iii) The Securities and Exchange Board of India (Issue and Listing of Debt Securities) Regulations, 2008;
- (iv) The Securities and Exchange Board of India (Issue of Capital and Disclosure Requirements) Regulation, 2018;
- (v) The Securities and Exchange Board of India (Delisting of Equity Shares) Regulations, 2009.

We further report that :

- (a) The Board of Directors of the Company is duly constituted with proper balance of Executive Directors, Non-Executive Directors and Independent Directors. The changes in the composition of the Board of Directors that took place, if any, during the period under review were carried out in compliance with the provisions of the Act.
- (b) Adequate notice is given to all directors to schedule the Board Meetings, agenda and detailed notes on agenda were sent at least seven days in advance, and a system exists for seeking and obtaining further information and clarifications on the agenda items before the meeting and for meaningful participation at the meeting.

- (c) Majority decision is carried through while the dissenting members' views, if any, are captured and recorded as part of the minutes.
- (d) There are adequate systems and processes in the Company commensurate with the size and operations of the company to monitor and ensure compliance with applicable laws, rules, regulations and guidelines.

We further report that :

In the light of heightened concern on spread of Covid-19 across the nation during the year under report, the Company had temporarily suspended its operation of certain facilities at its Plants and Offices for certain period.

For A. K. LABH & Co.
Company Secretaries

Sd/-
(CS A. K. LABH)
Practicing Company Secretary
FCS – 4848 / CP No.- 3238
UIN : S1999WB026800
UDIN : F004848C000211857

Place : Kolkata
Dated : 29.04.2021

Annexure II

Business Responsibility Report 2020-21

About this Report

Sustainability continues to be a core issue for mainstream business and will become more so in the post-pandemic world. Enterprise sustainability is a strategic business concept that organizations have to embed in their corporate culture for legal compliance and engagements with stakeholders. In an increasingly interconnected world, Exide Industries Limited ("Exide" or "the Company") does its best to make its business strategy more sustainable as it sets benchmarks in excellence. The aim, as always, is to become a global powerhouse respected by customers, preferred by investors and known for innovative products and solutions.

The top leadership of Exide drives Business Responsibility, Corporate Social Responsibility (CSR) and governance of sustainability within the organization. Our Board and CSR Committee formulate, revise and update the CSR Policy that governs the implementation of all our CSR initiatives, in line with Section 135 of the Companies Act, 2013. Exide's governance philosophy embraces the tenets of trusteeship, transparency, empowerment and accountability, control and ethical corporate citizenship. Trusteeship recognizes that large corporations have both an economic and a social purpose, so the Board of Directors has to protect and enhance shareholder value, as well as fulfil obligations to other stakeholders.

This Business Responsibility Report complies with our accountability towards all our stakeholders. The report enumerates details required by the Securities & Exchange Board of India guidelines along with the nine principles of the Government of India's 'National Voluntary Guidelines on Social, Environmental and Economic Responsibilities of Business'. It summarizes our efforts to conduct business responsibly.

About Exide Industries Limited

Exide has been one of India's most reliable brands for more than seven decades, enjoying an unrivalled reputation and recall among users of automobile batteries and other storage batteries. A leader in packaged-power technology, Exide today is India's largest storage battery company with the widest range of both conventional flooded batteries as well as the latest in VRLA or valve-regulated lead-acid batteries. Our constant emphasis on innovation, extensive geographic footprint, strong relationship with marquee clients and continuous technology upgrades with global business partners have made us a distinct frontrunner in lead-acid storage batteries for both automotive and industrial applications. Exide Industries designs, manufactures, markets and sells the widest range of lead-acid storage batteries in the world to cover the broadest spectrum of applications. Very few companies in the world can match Exide's range and scale of manufacturing operations at its ten factories across the country. Exide's manufacturing facilities have the world's latest and most advanced machinery. The Company is constantly upgrading and acquiring technology to meet the ever-increasing demands of its customers. In addition to having the latest in-house R&D Centre recognized by the Government of India's Department of Scientific & Industrial Research (DSIR), Exide also acquires new technology through technical collaboration agreements with leading international battery manufacturers. Out of the ten factories, seven factories are dedicated to manufacturing batteries, the other two for UPS or uninterruptible power supply systems for homes and one for battery charging. Using the latest technology, we manufacture batteries for the automotive, power, telecom, infrastructure projects and computer industries, as well as the railways, mining and defence sectors.

Section A: General Information about the Company

1. Corporate Identity Number (CIN) of the Company: L31402WB1947PLC014919
2. Name of the Company: Exide Industries Limited
3. Registered address: Exide House, 59E Chowringhee Road, Kolkata 700020, West Bengal, India
4. Website: www.exideindustries.com
5. Email id: exideindustrieslimited@exide.co.in
6. Financial Year reported: 2020-21
7. Sectors that the Company is engaged in (industrial activity code-wise)

Industrial Activity Code (as per Central Excise Tariff Code)	Product Category
272	Manufacture of batteries and accumulators
279	Manufacture of other electrical equipment

8. List of three key products that the Company manufactures (as in balance sheet):
 - a. Electric storage batteries used for starting piston engines
 - b. Other Lead-Acid Accumulators
 - c. Home UPS systems
9. Total number of locations where business activity is undertaken by the Company
 - i. Number of international locations
 - Three
 - Sri Lanka
 - Singapore
 - UK
 - ii. Number of national locations
 - Ten Factories
 - Ahmednagar
 - Bawal
 - Chinchwad
 - Haridwar
 - Roorkee
 - Talaja
 - Haldia
 - Hosur
 - Shyamnagar
 - Prantij

10. Markets served by the Company – Local/State/National/International

The Company has a pan-India market presence through its extensive network of over 55,000 direct and indirect dealers across India. Additionally, we serve markets in over 60 countries in the Middle East, South East Asia, Africa, Europe and the Americas.

Section B: Financial Details of the Company

1. Paid-up Capital (INR)	₹ 85 crore
2. Total net turnover	₹ 10,040.84 crore
3. Total profit after taxes	₹ 758.28 crore
4. Total spending on Corporate Social Responsibility as a percentage of profit after tax	₹ 20.94 crore (2.76 per cent)
5. List of activities in which expenditure in 4 above has been incurred	

Corporate Social Responsibility has always been a tool for creating positive and sustainable developmental impact on society at large through various activities. The social investment projects revolve around the core thematic areas—basic education, health, environment management, women empowerment and community development. These thematic areas continue to remain the main pillars of Exide's CSR philosophy.

The Company invested ₹ 2,093.59 lakh in FY 2020-21 to successfully execute numerous CSR projects across all locations, including the manufacturing units at Haryana, Maharashtra, Tamil Nadu, Uttarakhand, West Bengal and at the national level. The projects were undertaken either directly by the Company or through its several partner organizations.

As a socially responsible citizen, the Company provided its financial support for several COVID-19 related relief services. These included support for critical medical equipment, distribution of personal protective equipment and personal sanitization kits for medical professionals, health workers, police personnel, sanitation workers and rural population around its manufacturing units and also at its Head Office in Kolkata. The employee volunteering activities engaged employees, their families, vendors, local administration and community stakeholders across all locations irrespective of the critical pandemic condition. In association with YUVA Unstoppable, the engagement initiative leveraged volunteers to distribute nutrition, hygiene and immunity booster kits across all the schools adopted by the organization over the last few years.

During the year under review, the Company collaborated with local partnerships, especially for education support, employment enhancing vocational skill development training programme, health-related and public sanitation projects, women empowerment through training and livelihood enhancement programmes. The local partnerships included Haltu Arya Balika Vidyalaya, The Art of Living Foundation - Project UDAAN, Child in Need Institute (CINI), CII Foundation, Sukriti Welfare Association for Women Entrepreneurs, South Gurukul Society, Udayan Care and The Bengal Chamber of Commerce & Industry. Among the national partner organizations through which the Company executed its health-related CSR projects were Diabetics Association of India, Society for the Rehabilitation of Paraplegics, Marrow Donor Registry (India), Indian Cancer Society, Cankids...KidsCan, Ramakrishna Mission and Bharat Sevashram Sangha. At the plant level, the Company acted directly through the dedicated CSR teams at Exide and its subsidiaries.

Section C: Other Details

1. Does the Company have any subsidiary company/companies?

As on March 31, 2021, your Company has eight (8) subsidiary companies, out of which five (5) are registered in India and three (3) abroad.

 - i. Exide Life Insurance Company Limited (ELI), India
 - ii. Chloride Metals Limited (CML), India
 - iii. Chloride Power Systems & Solutions Limited (CPSSL), India
 - iv. Chloride International Limited (CIL), India
 - v. Exide Leclanche Energy Private Limited (ELEPL), India
 - vi. Chloride Batteries S.E. Asia Pte Limited (CBSEA), Singapore
 - vii. Espex Batteries Limited (ESPEX), UK
 - viii. Associated Battery Manufacturers (Ceylon) Limited (ABML), Sri Lanka
2. Do the subsidiary Company/companies participate in the BR initiatives of the parent Company? If yes, then indicate the number of such subsidiary company(s).

The Company involves its subsidiaries in BRR initiatives. All subsidiaries are guided by Exide's values and code to conduct business in an ethical, transparent and accountable manner. Two subsidiary companies, viz., Chloride Metals Limited (CML) and Exide Life Insurance Company Limited (ELI), have their CSR activities and sustainability initiatives completely aligned with the overall parent organizational framework for planning, execution, management and monitoring.

3. Do any other entity/entities (e.g. suppliers, distributors etc.) that the Company does business with, participate in the BR initiatives of the Company? If yes, then indicate the percentage of such entity/entities? [Less than 30%, 30-60%, More than 60%]

Suppliers and distributors are critical to the Company’s supply-chain sustainability. The Company has several programmes to engage suppliers in BRR initiatives. The Supplier Sustainability programme for developing suppliers’ capability on key facets of sustainability—risk management, safety, health and environment etc is one such initiative that engaged many small and medium suppliers. The Company regularly conducts Technology, Quality and Efficiency improvement initiatives involving the suppliers. Many of the Company’s suppliers and other business associates are established entities in the organized sector. The Company has several OEMs as customers. Most of such entities follow their business responsibility initiatives. Overall, 30-60 per cent suppliers/ customers participate in various business responsibility initiatives.

Section D: BR Information

1. Details of Director/Directors responsible for BR

a. Details of the Director/Directors responsible for the implementation of the BR policy/policies

• DIN Number	00012306
• Name	Mr Gautam Chatterjee
• Designation	Managing Director & Chief Executive Officer
b. Details of the BR head	
• DIN Number	The Executive Committee, comprising of Key Managerial Personnel, oversees the implementation of the BR Policies
• Name	
• Designation	
• Telephone Number	+91 33 23023400
• Email id	exideindustrieslimited@exide.co.in

2. Principle-wise (as per NVGs) BR Policy/policies

(a) Details of compliance (Reply in Y/N)

Sl. No	Questions	Business Ethics	Product Responsibility	Wellbeing of Employees	Stakeholder Engagement	Human Rights	Environment	Public Policy	CSR	Customer Relations
		P1	P2	P3	P4	P5	P6	P7	P8	P9
1	Do you have a policy for	Y*	Y*	Y	Y	Y	Y	N	Y	Y*
2	Has the policy being formulated in consultation with the relevant stakeholders	Y	Y	Y	Y	Y	Y	N	Y	Y
3	Does the policy conform to any national/ international standards? If yes, specify? (50 words)	All policies conform to the various requirements of relevant regulatory authorities at the national and international level.								
4	Has the policy been approved by the board? If yes, has it been signed by the MD/Owner/CEO/ appropriate board director?	Y	Y	Y	Y	Y	Y	N	Y	Y

Sl. No	Questions	Business Ethics	Product Responsibility	Wellbeing of Employees	Stakeholder Engagement	Human Rights	Environment	Public Policy	CSR	Customer Relations
		P1	P2	P3	P4	P5	P6	P7	P8	P9
5	Does the Company have a specified committee of the Board/ Director/ Official to oversee the implementation of the policy?	Y	Y	Y	Y	Y	Y	N	Y	Y
6	Indicate the link for the policy to be viewed online	(i)	(i)	(ii)	(i) & (iii)	(v)	(iii)	N	(iv)	(i)
7	Has the policy been formally communicated to all relevant internal and external stakeholders?	Y	Y	Y	Y	Y	Y	N	Y	Y
8	Does the Company have an in-house structure to implement the policy/policies?	Y	Y	Y	Y	Y	Y	N	Y	Y
9	Does the Company have a grievance redressal mechanism related to the policy/policies to address stakeholders’ grievances related to the policy/policies?	The Company has various grievance redressal mechanisms for different stakeholders such as employees, shareholders, customers, regulatory authorities etc.								
10	Has the Company carried out independent audit/revaluation of the working of this policy by an internal or external agency?	Annual External audits are conducted for Quality, Health, Safety and Environment. NABL audits the product testing laboratories. Customers, mostly OEMs, periodically conduct audits to evaluate the effectiveness of deployed polices								

*The essence of this principle is embedded in the Company’s vision, mission and core values statement

- i) <http://www.exideindustries.com/about/vision-mission.aspx>
- ii) <http://docs.exideindustries.com/pdf/policies-certifications/human-resource-policy.pdf>
- iii) <http://docs.exideindustries.com/pdf/policies-certifications/sustainability-policy.pdf>
<http://docs.exideindustries.com/pdf/policies-certifications/env-health-&-safety-policy.pdf>
<https://docs.exideindustries.com/pdf/policies-certifications/RISK-MANAGEMENT-POLICY.pdf>
- (iv) <https://www.exideindustries.com/investors/governance-policies.aspx>
- (v) <http://docs.exideindustries.com/pdf/policies-certifications/human-rights-policy.pdf>

(b) If the answer to the question at serial number 1 against any principle, is ‘No’, please explain why: (Tick up to 2 options)

Sl. No	Questions	P1	P2	P3	P4	P5	P6	P7	P8	P9
1	The Company has not understood the principles									
2	The Company is not at a stage where it finds itself in a position to formulate and implement the policies on specified principles							Currently at a draft stage		
3	The Company does not have financial or manpower resources available for the task									
4	It is planned to be done within the next six months									
5	It is planned to be done within the next 1 year									
6	Any other reason (please specify)									

3. Governance related to BR

- (a) Indicate the frequency with which the Board of Directors, Committee of the Board or CEO assess the BR performance of the Company. Within 3 months, 3-6 months, Annually, More than one year

The Executive Committee, comprising of the Key Management Personnel, is responsible for the strategic day-to-day management. This Committee of the Company oversees the implementation of and monitors the BR performance periodically. This Committee meets every month; however, the BR performance on an average is assessed in 3-6 months.

- (b) Does the Company publish a BR or a Sustainability Report? What is the hyperlink for viewing this report? How frequently is it published?

Yes, the Company has been publishing a business responsibility report as part of the annual report. The report has been aligned with the National Voluntary Guidelines on Social, Environmental and Economic responsibilities of business, released by the Ministry of Corporate Affairs and SEBI (Listing Obligations and Disclosure Requirements) Regulations, 2015. The report is published yearly.

Section E: Principle-wise Performance

Principle 1

Businesses should conduct and govern themselves with Ethics, Transparency and Accountability

- (1) Does the policy relating to ethics, bribery and corruption cover only the Company?

The policies governing these subject cover employees, vendors and also subsidiaries of the Company. The Company is committed to conducting its business by adopting the highest standards of professional integrity and ethical behaviour. Towards this end, the Company has adopted a "Code of Conduct" for Directors and Senior Management Personnel that lays down the principles and standards governing the leadership team's actions.

The Company has a vigil mechanism governed by the "Whistle Blower Policy" for employees and stakeholders of Company to report genuine concerns about unethical behaviour, actual or suspected, fraud or violation of Company's Code of Conduct. Through this, it has placed mechanism for ensuring confidentiality and protecting the whistle-blower from any harassment/victimization, retaliation, the threat of termination of service, appropriate action, transfer, demotion, refusal of promotion, or the like including any direct or indirect use of authority to obstruct the whistle-blower's right to continue to perform his/her duties/functions including making further protected disclosure. The policy is monitored by the Chairman of the Audit Committee and the Whistle Officer of the Company.

- (2) Does it extend to the Group/Joint Ventures/Suppliers/Contractors/NGOs/Others?

Yes, it extends to vendors, suppliers and also subsidiaries of the Company. Vendors, suppliers and contractors, and their employees are covered by the written Code of Business Conduct that all vendors have to accept before supplying anything to the Company and comply with during the life of the business association.

- (3) How many stakeholder complaints have been received in the past financial year and what percentage was satisfactorily resolved by the management? If so, provide details in about 50 words.

During the financial year 2020-21, no complaint was received relating to ethics, bribery or corruption from any stakeholder.

Principle 2

Businesses should provide goods and services that are safe and contribute to sustainability throughout their lifecycle

1. List up to 3 of your products or services whose design has incorporated social or environmental concerns, risks and or opportunities

- I. FT product range for Export Telecom Application: The product is free of cadmium, which makes it environment friendly, and comes with Lead-Tin-Calcium based alloy & recombinant technology

for low gassing and minimal water-loss, making this product free of periodic after topping up

- II. Advanced Valve-Regulated Lead-Acid (VRLA) technology for Telecom: Reduces water loss/ does not require water top-up by the consumer; saves energy as the required recharge energy is significantly lower than that of conventional flooded-type cells/batteries;
- III. EFB & ISS Battery for Automotive: Improves the fuel efficiency of vehicles and the relative life of the battery.

2. For each such product, provide the following details in respect of resource use (energy, water, raw material etc.) per unit of product (optional):

- i. Reduction during sourcing/production/distribution achieved since the previous year throughout the value chain?
- ii. Reduction during usage by consumers (energy, water) has been achieved since the previous year?

The Company has implemented various management programmes to reduce the consumption of energy, water and natural resources and comply with the International Standard on Environment Management (ISO 14001). Energy is a key focus area for the Company. There is a corporate head to monitor, control and improve energy consumption and implement the best practices. Some of the corporate focus programmes include solar energy projects for factories.

The Company practises TPM, a Japanese manufacturing excellence practice, across all its manufacturing factories. The Japan Institute of Plant Maintenance has given TPM Excellence awards to six factories. Through a pillar-based approach, there is a focused initiative to improve the yield of lead, which is the critical raw material.

3. Does the Company have procedures in place for sustainable sourcing (including transportation)?

- (a) If yes, what percentage of your inputs was sourced sustainably? Also, provide details thereof, in about 50 words or so.

Lead, the main raw material for the Company's products, is sourced either through mining or

by recycling lead/lead-based products. The Company is gradually increasing the quantity of recycled lead in its products and has created an elaborate system to collect used batteries, mainly through its dealers. The Company has also acquired two lead smelting units for captive consumption. At present, the Company meets close to 40 per cent of its lead and lead alloy requirements from recycled lead. The vendors are assessed through a stringent onboarding system that is part of the E-sourcing mechanism. They have to comply with regular audits for maintaining the sustainability perspectives in line with the Vendor Policy of the Company.

4. Has the Company taken any steps to procure goods and services from local and small producers, including communities surrounding their place of work?

- (a) If yes what steps have been taken to improve their capacity and capability of local and small vendors?

The Company's manufacturing facilities are at ten locations across India. In each of the locations, the Company has taken special measure to make small vendors an integral part of its supply chain. The key service inputs for manufacturing are sourced locally in almost all locations. The manpower suppliers/ contractors/ maintenance, etc. are some of the key services taken locally from small vendors. The Company encourages and develops local manufacturers and small enterprises for the supply of various locally procurable goods, e.g., boxes, charging and small-parts manufacturing. It also gives regular technical assistance to such enterprises to upgrade and maintain the quality and sustainability of the products they manufacture. New vendors are added every year for different categories of material supply and job work.

5. Does the Company have a mechanism to recycle products and waste? If yes, what is the percentage of recycling of products and waste? (Separately as < 5%, 5-10%, >10%). Also, provide details thereof in about 50 words or so.

The Company has a structured process to ensure the recycling of products and waste generated during the process. Dealers collect old batteries at the end of the product life from the customer. The Company has taken a special initiative to scale up the registration

of dealers with state pollution control boards for improved accountability regarding the recycling of used batteries.

The Company also has a wholly-owned subsidiary, Chloride Metals Limited (CML), to process these batteries and extract lead in an environment-friendly way. The extracted lead is a key input for the battery. During the process, waste generated in the form of rejects or waste is recycled. The Company ensures optimal usage of raw materials and emphasizes the recycling of waste generated during the manufacturing process, and promotes recycled materials. Our subsidiary CML has two captive smelting plants for recycling lead. To support the recycling volume, the Company is expanding the capacity and setting up a smelting facility in West Bengal.

Apart from this, the packaging material used by the Company also contains recycled paper to a significant extent. Also, most of the plants use recycled grey water for cleaning and gardening purposes. All the manufacturing and one of the smelting units are certified under the environmental management system ISO 14001. As a result, all these locations have a robust waste management system that ensures plastic recycling for battery manufacturing.

Principle 3

Businesses should promote the wellbeing of all employees

1. Please indicate the total number of employees – **5,202**
2. Please indicate the total number of employees hired on temporary/contractual/casual basis – **10,858**
3. Please indicate the number of permanent women employees – **115**
4. Please indicate the number of permanent employees with disabilities – **Nil**
5. Do you have an employee association that is recognized by the management – **Yes**
6. What percentage of your permanent employees are members of this recognized employee association? – **53.9%**
7. Please indicate the number of complaints relating to child labour, forced labour, involuntary labour

and sexual harassment in the last financial year and pending as on the end of the financial year.

Sr. No.	Category	No. of complaints filed during the financial year	No. of complaints pending as on end of the financial year
1	Child labour/ forced labour/ involuntary labour	Nil	Nil
2.	Sexual harassment	Nil	Nil
3.	Discriminatory employment	Nil	Nil

8. What percentage of your under-mentioned employees were given safety training and training for upgrading skills in the last year?

- Permanent employees – 42 per cent
- Permanent women employees – 20 per cent
- Casual/temporary/contractual employees – 17 per cent
- Employees with disabilities – Nil

Principle 4

Businesses should respect the interests of and be responsive towards all stakeholders, especially those who are disadvantaged, vulnerable and marginalized

1. Has the Company mapped its internal and external stakeholders? Yes/No

Yes. The Company has mapped its internal and external stakeholders as follows: Internal Stakeholders: All Employees

External Stakeholders: Customers, dealers, vendors, technical collaborators, suppliers, shareholders, regulatory authorities, NGOs, social institutions, communities around our operations and members of the society at large who are directly or indirectly impacted by the Company's operations.

2. Out of the above, has the Company identified the disadvantaged, vulnerable and marginalized stakeholders?

Yes. The Company's factories are in semi-urban or rural areas where many basic amenities for the inhabitants are absent or minimal. The Company has identified the inhabitants of several neighbouring villages in the vicinity of its factories as the disadvantaged, vulnerable and marginalized stakeholders.

3. Are there any special initiatives taken by the Company to engage with the disadvantaged, vulnerable and marginalized stakeholder? If so, provide details thereof, in about 50 words or so.

The Company took up specific initiatives based on need assessment, especially for the disadvantaged, vulnerable and marginalized stakeholders. The Company took up such initiatives by partnering with Cheshire Homes Kolkata, CII Foundation, Project UDAAN, Child in Need Institute (CINI), Udayan Care, Bharat Sevashram Sangha and India Sponsorship Committee. These initiatives revolved around support for appropriate education, nutrition and health support for girl students, young women with disabilities, pregnant women and complete rehabilitation programmes for destitute children.

Parallel initiatives were also implemented directly by some manufacturing units for health care, sanitation and livelihood enhancement programmes, especially for women from vulnerable backgrounds around the plant locations, to improve their quality of life. Some such significant initiatives were COVID-19 relief services across all the plants and in Kolkata by way of PPE kits, dry rations, community sanitization, critical medical equipment, nutrition, hygiene and immunity booster kits to the worst affected populations.

Principle 5

Businesses should respect and promote human rights

1. Does the policy of the Company on human rights cover only the Company or extend to the Group/Joint Ventures/Suppliers/Contractors/NGOs/others?

Human rights policy has been defined and communicated to all stakeholders. The areas specially covered are child labour, work hours, wages, forced

labour, human trafficking, safe and healthy workplace, valuing diversity and community and stakeholders' engagement. The policy is communicated to suppliers, and it is governed by the business code of conduct. All suppliers have signed the business code of conduct.

2. How many stakeholder complaints have been received in the past financial year and what percentage was satisfactorily resolved by the management?

None.

Principle 6

Business should respect, protect and make efforts to restore the environment

1. Does the policy related to Principle 6 cover only the Company or extends to the Group/Joint Ventures/Suppliers/Contractors/NGOs/others?

The Company's environment policy is communicated to all Company employees, subsidiaries, suppliers and all its stakeholders.

2. Does the Company have strategies/initiatives to address global environmental issues such as climate change, global warming etc? Y/N. If yes, please give hyperlink for webpage, etc.

The Company recognizes that climate change is a real threat facing not just the Company but the entire global community. Green supply chain through E-sourcing, lithium-ion technology, East Penn Punch Plate Technology, projects related to solar power, and solar battery manufacturing technology are some of the key strategies. Environmental impact assessment and plantation in factories are some of the initiatives in practice.

The Company has a large product pipeline to support the demand and usage of solar energy initiatives. The Company has a well laid down Environment and Sustainability policy and is always striving to implement measures to reduce GHG emissions.

The Environmental Policy of the Company may be viewed at www.exideindustries.com.

3. Does the Company identify and assess potential environmental risks? Y/N

Yes. The Company and its subsidiaries have a risk management process that actively identifies, assesses and addresses potential environmental risks and takes pre-emptive actions to mitigate such risks. The manufacturing units and subsidiaries have a risk management framework. The vendors are also covered under the vendor sustainability model. Major vendors are already engaged for training and disseminating information on risk management. The engagement sessions with smaller vendors are in process. We have implemented the ISO 14001 system in all our factories and compliance is ensured. Aspect and Impact study of our operations/activities are identified and measures are ensured to reduce the impact on the environment through our operations/activities. Environmental incidents and improvements done are monitored.

4. Does the Company have any project related to Clean Development Mechanism? If so, provide details thereof in about 50 words or so. Also, if yes, whether any environmental compliance report is filed.

With clean development in mind, the Company is optimizing the SCM to reduce the carbon emissions in the distribution network by reducing shipment distances and setting up warehouses near supply locations. Such warehouses will reduce unnecessary vehicle movement pan India and reduce carbon emissions. All manufacturing units and the smelting unit of our subsidiary CML, along with the industrial regional offices, are ISO 14001-certified. Clean Development Mechanism (CDM) is stringently followed as part of the compliance system of the certification. The Company monitors air, water and noise emissions regularly and these are regulated in line with the prescribed norms for monthly reporting to the SPCBs at each location. Many of the Company's products are meant to provide clean energy or to replace polluting technologies. The Company is also engaged in the renewable energy and solar power business as it manufactures batteries for solar power systems. The Company also manufactures batteries for hybrid vehicles and so contributes to the movement towards reducing dependence on fossil fuels.

The Company has also undertaken various projects

for the use of renewable energy, viz., solar and wind power, in its various plants, which should help reduce its carbon footprint. As stated earlier, proactive steps are taken to reduce GHG emissions continually.

5. Has the Company undertaken any other initiatives on clean technology, energy efficiency, renewable energy, etc. Y/N. If yes, please give hyperlink for webpage, etc.

Yes. There is a constant focus at all level in the Company to conserve energy and use it efficiently. This is the key to financial success also, as energy is one of the important cost elements of conversion cost. Your Company has been implementing short- and long-term actions to improve energy efficiency as its commitment toward minimizing the effects of factors in climate change. Your Company has a mechanism to excel in this area. Regular reviews are done to evaluate the progress and effectiveness of various ongoing initiatives to reduce energy consumption. Rooftop panels have been installed in the factories to produce solar energy, an energy audit is done, and recommendations are acted on. The Company has been progressively reducing its energy and raw material consumption per unit of battery manufactured. The Annexure to the Director's Report contains details of the steps taken to conserve energy during the financial year 2020-21. We do VA/VE or value analysis/ value engineering in our products to reduce the lead consumption in the product so that we can reduce the consumption of natural resources and as our product is hazardous, this will also reduce hazardous waste.

6. Are the emissions/waste generated by the Company within the permissible limits given by CPCB/SPCB for the financial year being reported?

Yes. All factories comply with CPCB/SPCB requirements with the prescribed emission norms. A legal register and compliance evaluation process are in place at all the manufacturing and smelting units. All the factories of the Company comply with various norms of the state or central pollution control boards. The Company's factories have also obtained international certifications for environmental management and cleanliness. A government official and third-party auditors of the certification bodies verify these reports every year during their

visit to factories.

7. Number of show-cause/legal notices received from CPCB/SPCB which are pending (i.e. not resolved to satisfaction) as on end of the financial year.

No show-cause or legal notices from the pollution control authorities are pending as at the end of the financial year 2020-21.

Principle 7

Businesses, when engaged in influencing public and regulatory policy, should do so in a responsible manner

1. Is your Company a member of any trade and chamber or association? If yes name only those major ones that your business deals with:

The major industry associations of which the Company is a member include:

- Bengal Chamber of Commerce and Industry
- Confederation of Indian Industry
- Engineering Export Promotion Council of India
- Society of Indian Automobile Manufacturers
- Indian Electrical & Electronics Manufacturers Association and
- Indian Battery Manufacturers' Association

2. Have you advocated/lobbied through the above associations for the advancement or improvement of public good? Yes/No; If yes, specify the broad areas (drop box: Governance and Administration, Economic Reforms, Inclusive Development Policies, Energy Security, Water, Food Security, Sustainable Business Principles, Others)

Through joint actions with various pollution control authorities and other associations, public awareness campaigns have been organized regarding the responsible use of lead and its proper disposal. The Company also took an active role in formulating the legislation for responsible handling and management of used lead-acid batteries. Apart from this, the Company is represented on the governing bodies and several committees — both at the state and national levels— of CII and the Bengal Chamber of Commerce

& Industry. Through these forums, the Company actively participates in various issues concerning business and society.

Principle 8

Businesses should support inclusive growth and equitable development

1. Does the Company have specified programmes/ initiatives/ projects in pursuit of the policy related to Principle 8? If yes, details thereof.

The Company considers sustainable development important for inclusive growth and equitable development. During FY 2020-21 the Company engaged in several socially inclusive and developmental projects. These were implemented both at the national level and around the adjoining areas of all the plants and subsidiary units. Continued development of model schools, livelihood programmes especially for women, watershed management projects, diverse health care programme including diverse relief services for COVID-19 exigencies across all locations, substantial investment for rehabilitation of vulnerable communities including children with disability, women and senior citizens from vulnerable and marginalized backgrounds, strategic rural development projects all provides testimony and adherence to the gamut of inclusive growth and equitable development in pursuit of the policy related to Principle 8.

2. Are the programmes/projects undertaken through in-house team/own foundation/ external NGO/government structures/any other organization?

As mentioned in section: B Question No. 5, the Company executed CSR investments through reputable NGOs/ government institutions and government schools. All projects around manufacturing units were implemented through in-house and dedicated CSR teams at each plant led by the Central CSR team.

3. Have you done any impact assessment of your initiative?

Yes. CSR projects have been analyzed for their impact on the target beneficiaries by third-party assessment organization for all the CSR interventions across all projects both for the parent company and the subsidiary.

4. What is your Company's direct contribution to community development projects – amount in INR and the details of the projects undertaken

Overall the Company has spent over 100% of the mandatory budget of ₹ 2,093.59 lakh on CSR projects during 2020-21, mainly for promoting education, support for health with special emphasis on COVID-19 diverse relief services, promoting environmental sustainability and conservation of natural resources, women empowerment and unique livelihood enhancement programme which brought in inclusive growth, empowerment and insightful transformations within the beneficiary communities. Direct interventions were made through significant social investments projects across all plant locations in Haryana, Uttarakhand, Maharashtra, West Bengal and Tamil Nadu. Similar projects were also undertaken at the subsidiary plant locations in Maharashtra and Karnataka. The year was dedicated to employee volunteering engagements, especially for COVID-19 relief services ranging from distribution of community sanitization kits and PPE to nutrition and immunity booster kits to vulnerable populations around the plants and for all the students and their families from all the government schools adopted over the last few years.

5. Have you taken steps to ensure that this community development initiative is successfully adopted by the community? Please explain in 50 words or so.

Community development initiatives are planned and undertaken based upon need assessment done within the communities, which ensures the successful involvement of the communities from the project planning and implementation phase for more accountability and inclusive growth. This process enables better ownership and sustainable development in the long run once the CSR interventions cease to operate. The communities always aligned to adopt and adapt accordingly. Infrastructure projects specifically for educational institutions have made a significant difference to the schools. Such projects have helped sustain the current capacity and have also ensured that the admissions increase and school dropouts get reversed. Projects like women empowerment for livelihood and healthcare, health check-up camps, community solid waste management systems and watershed management are some of the successful models initiated in association with the community

and the local administration to ensure that community ownership and accountability make it sustainable. Special care is taken to handhold projects for a longer period till the communities get capacitated with the regular management for ensured sustainability of the CSR initiatives

Principle 9

Businesses should engage with and provide value to their customers and consumers in a responsible manner

1. What percentage of customer complaints/consumer cases are pending as at the end of the financial year?

The Company resolves customer complaints promptly and has taken a drive to close calls within 24 hours. There is an escalation matrix in case complaints are not resolved promptly. Overall, the percentage of pending complaints is 0.28 per cent in the consumer forum and 0.27 per cent in the call centre.

2. Does the Company display product information on the product label, over and above what is mandated by local laws? Answer with Yes/No/NA/Remarks (additional information)

Yes, the Company has displayed all mandatory information on the product labels as per local laws. Over and above the same, the product labels are designed to make customers aware of the procedures for the safe usage, handling and disposal of the products.

3. Is there any case filed by any stakeholder against the Company regarding unfair trade practices, irresponsible advertising and/or anti-competitive behaviour during the last five years and pending as at the end of the financial year? If so, provide details thereof in about 50 words or so.

None. There have been no cases relating to unfair trade practices, irresponsible advertising and/or anti-competitive behaviour against the Company in the last five (5) years and which is pending as at the end of the financial year 2020-21.

4. Did your Company carry out any consumer survey/consumer satisfaction trends?

The Company has a process of taking customer feedback and customer satisfaction. Regular feedback

is taken from all the OEMs. The feedback on product experience, packaging, service support, behaviours, response, etc., is aimed at ensuring that the Company continually improves and upgrades the processes to exceed the customer's changing expectations.

In the trade segment, the feedback is taken from the customers through portals, and one of the vital parameters, turnaround time (TAT), is monitored for all the complaints raised by the customers. The overall Pan-India TAT is two days and is improving every year. In our Industrial segment, customer feedback is taken regularly and is used to improve products and services. In addition, customer care is an integral part of the organizational system, for which the Company has set up more than 1,500 exclusive

outlets promising an out-of-the-world experience to customers. Familiar as Exide Care, these flagship outlets are the pride of Exide Industries and reinforce the Company's commitment to superior customer care and service. These offer complete auto power solutions through the Company's wide range of products. Exide Care outlets maintain specified service standards and offer complete customer delight and experience of the brand through a combination of state-of-the-art design, pleasant ambience, cutting-edge service technology and customer focus.

Exide Care is an on-demand battery service app that aims to end all battery-related issues, whether it's an automobile or inverter.

On behalf of the Board of Directors

Sd/-
Bharat D Shah
Chairman
DIN: 00136969
Place: Mumbai

Sd/-
Gautam Chatterjee
Managing Director & CEO
DIN: 00012306
Place: Kolkata

Date: 29.04.2021

Annexure III

Report on Corporate Governance 2020-21

Governance Philosophy

The Company's approach and commitment to ethical corporate governance have remained unchanged in the 74 years of its existence. The underlying principles and core values still guide the Company in all its executive decision-making processes.

Corporate governance is an internalized process that drives your Company to remain in its path as a creator of sustainable wealth for all its stakeholders—shareholders, customers, employees and the society in which it exists. Your Company believes that while large corporates are using substantial societal resources to generate wealth and add value, only good corporate governance ensures that the wealth creation process is sustainable.

Your Company's principles of corporate governance are based on the philosophy of empowerment and responsibility. It feels the management must be empowered to drive the organization forward in the best interest of all stakeholders. The management so empowered has the responsibility of being accountable and transparent so that its actions are sustainable and benefit the larger society.

Your Company believes that if proper checks and balances are woven into the system of functioning, then its executive decision making becomes more process-driven than individual-driven, and there are minimal chances of abuse of authority.

In its quest to inculcate an ethical corporate culture and citizenship within the organization, the Company's governance philosophy depends heavily on a few tenets. These are trusteeship, transparency, empowerment and accountability, control and ethical corporate citizenship. Your Company believes that by inculcating these tenets, the appropriate corporate culture can be created whereby the Company is managed in a way that reflects ethical corporate citizenship.

The tenet of trusteeship dictates that the Board of Directors will protect and enhance shareholder value and discharge the Company's obligations to all the other stakeholders. The Company's role in the economic and social spheres will be fulfilled under this tenet.

Under the tenet of transparency, the Company makes necessary disclosures and explains the rationale behind its policies and decisions to all affected by them.

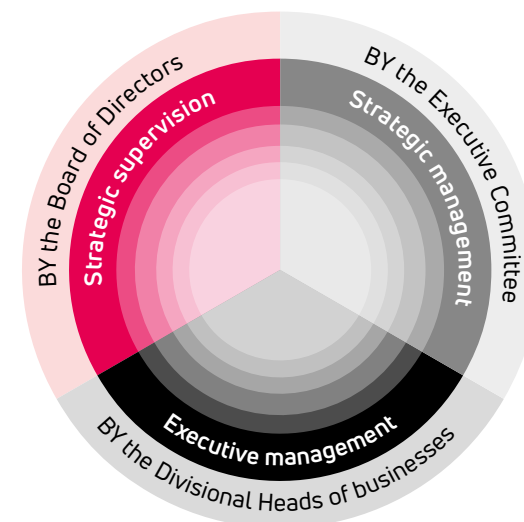
Empowerment makes it possible for the Company to remain innovative across the levels. It makes every individual employee within the organization free to determine his or her destiny in tune with that of the organization. Empowerment means delegation and decentralization so that the decision-making process is fast and transparent to everyone.

However, this freedom of action that empowerment allows is counter-balanced by control, which ensures that management decision-making remains within the framework of rules. Checks and balances prevent malpractices and remove opacity in decision-making so that risk management becomes more effective.

The corporate governance principles and processes make it possible for the Company to remain steadfast in its path of ethical corporate behaviour and citizenship. The principles are also manifest in its high standards of ethical behaviour, both internally and externally.

The Governance Structure

Exide Industries practices corporate governance within the following three interlinked levels:



The structure ensures that at the ground level the executive management of the divisions is focused on strengthening the quality, efficiency and effectiveness of each business vertical. This level functions under the strategic day-to-day management of the executive committee, which has under its ambit the overall vision of the entire organization. Above both is the Board of Directors, which provides strategic supervision on behalf of the shareholders. The Board is free from strategic management but has the larger role of guiding the executive management with objectivity so that accountability is ensured at all levels.

The central role of these three entities is dependent on the structure. Their role, in turn, determines the responsibilities that are vested in them. Each entity is formally empowered with the requisite powers so that there is no hindrance to its discharge of responsibilities for the overall growth of the organization.

Board of Directors

In terms of the Company's corporate governance policy, all statutory and other significant and material information is placed before the Board to enable it to discharge its

responsibilities of strategic supervision of the Company and as trustees of stakeholders.

Composition

As on the date of this report, the Board of Directors of the Company consists of four (4) Executive Directors and five (5) Non-Executive Directors. The composition of the Board represents an optimal mix of professionalism, knowledge and experience in business, finance, audit, law, corporate governance and corporate management, which enables the Board to discharge its responsibilities and provide effective leadership to the business. The skills and expertise available with the Board are adequate within the context and needs of the Company's business. The positions of the Chairman of the Board and the Chief Executive Officer of the Company are held by separate individuals, where the Chairman of the Board is a Non-executive Independent Director. None of the directors of your Company is related to each other.

The following are the details of each member of the Board along with the number of Directorship(s)/Committee Membership(s)/Chairmanship(s):

Composition and Directorship(s)/Committee Membership(s)/Chairmanship(s) as on March 31, 2021

Name of Director	Category of Directors	No. of other Directorships held excluding Exide*	Committee memberships held in other Companies (**)		Directorships held in other Listed entities and category of directorship
			As Member	As Chairperson	
Mr Bharat Dhirajlal Shah	Independent Non-executive Chairman	7	6	2	<ol style="list-style-type: none"> Strides Pharma Science Ltd (Non-executive Independent) 3M India Limited (Non-executive Independent & Chairman) Mahindra Life Space Developers Limited (Non-executive Independent) Spandana Sphoorty Financial Limited (Non-executive Independent)
Mr Rajan B Raheja	Non-executive Non-independent director	4	1	Nil	<ol style="list-style-type: none"> Prism Johnson Limited (Non-executive Non-independent) Supreme Petrochem Limited (Non-executive Promoter)
Mr Gautam Chatterjee	Executive Director	3	Nil	Nil	Nil
Mr Asish Kumar Mukherjee	Executive Director	3	1	Nil	Nil

Name of Director	Category of Directors	No. of other Directorships held excluding Exide*	Committee memberships held in other Companies (**)		Directorships held in other Listed entities and category of directorship
			As Member	As Chairperson	
Mr Subir Chakraborty	Executive Director	4	Nil	Nil	Nil
Mr Arun Mittal	Executive Director	3	1	Nil	Nil
Ms Mona N Desai	Independent Non-executive Director	2	1	Nil	Nil
Mr Sudhir Chand	Independent Non-executive Director	1	2	Nil	1. ESAB India Limited (Non-executive Independent)
Mr Surin Shailesh Kapadia	Independent Non-executive Director	2	Nil	1	1. EIH Associated Hotels Limited (Non-executive Independent)

* Excludes directorships in Indian Private Limited companies, Foreign companies, Companies u/s 8 of the Companies Act, 2013 and memberships of managing committees of various chambers/bodies and alternate directorships.

** Committees include only Audit Committee and Stakeholder's Relationship Committee

Appointment/Re-appointment of Directors

Your Board of Directors wishes to record its sincere appreciation for the services rendered by Mr Nawshir H Mirza during his association with the Company.

Mr Asish Kumar Mukherjee (having DIN: 00131626), Whole-time director, retires by rotation in accordance with the provisions of the Companies Act, 2013, and being eligible, offers himself for re-appointment at the ensuing Annual General Meeting. Mr Mukherjee holds 1,000 Equity Shares in the Company, and details, as required under Regulation 36(3) of SEBI Listing Regulations, have been appended to the Notice of the Annual General Meeting circulated to the Members along with this report.

Any person who becomes Director or Officer, including an employee acting in a managerial or supervisory capacity, is covered under Directors' and Officers' Liability Insurance Policy. The Company has provided insurance cover in respect of legal action brought against its Directors and officers for alleged wrongful acts under the Directors' and Officers' Liability Insurance subject to certain terms and conditions.

Meetings and Attendance

During the financial year ended March 31, 2021, five (5) board meetings were held on April 8, 2020, June 5, 2020, August 3, 2020, November 10, 2020 and January 29, 2021 respectively. The previous Annual General Meeting was held on September 15, 2020.

Directors' attendance at Board Meetings and at Annual General Meeting (AGM):

Name of Director	No. of Board Meetings Attended	Attendance at last AGM
Mr Bharat Dhirajlal Shah		
Mr Rajan B Raheja		
Mr Gautam Chatterjee		
Mr Asish Kumar Mukherjee		
Mr Subir Chakraborty		
Mr Arun Mittal		
Ms Mona N Desai		
Mr Sudhir Chand		
Mr Nawshir H Mirza*		
Mr Surin Shailesh Kapadia		

*Ceased to be director upon retirement w.e.f. October 28, 2020

Independent Directors

Independent Directors play a significant role in the governance processes of the Board by enriching the

Board's decision making and also preventing possible conflicts of interest that may emerge in such decision making.

The Company has appointed Independent Directors as per the requirements of the Companies Act, 2013 ("Act") and Securities & Exchange Board of India (Listing Obligations & Disclosure Requirements) Regulations, 2015, (hereinafter referred to as "SEBI Listing Regulations"). The Nomination and Remuneration committee identifies candidates based on certain laid-down criteria and considers the need for diversity of the Board, and makes recommendations to the Board accordingly.

None of the existing Independent Directors serves as Independent Director in more than seven listed companies in line with the requirements of SEBI Listing Regulations. The said Independent Directors have also confirmed that they meet the criteria of independence as laid down in the Act and SEBI Listing Regulations, as amended and they are not aware of any circumstance or situation, which exist or may be reasonably anticipated, that could impair or impact their ability to discharge their duties with an objective independent judgment and without any external influence. In the opinion of the Board, the Independent Directors fulfill the conditions specified in the SEBI Listing Regulations and are independent of management.

In compliance with rule 6(1) of the Companies (Appointment and Qualification of Directors) Rules, 2014, the Independent Directors have also registered themselves on the Independent director's data bank maintained by the Indian Institute of Corporate Affairs.

Directors' Induction, Training and Familiarization

The Board is responsible for selecting new directors on the recommendations received from the Nomination and Remuneration Committee. After getting appointed, the directors receive a formal letter of appointment which, inter alia, explains the role, functions, duties and responsibilities expected from him/her as a director of the Company. The director is also briefed in detail about the compliances required to be made under the Act and the SEBI Listing Regulations, and other relevant regulations.

By way of an introduction to the Company, the director is presented with the Company profile, annual reports and an overview of the Company's manufacturing facilities. All Non-executive directors newly inducted in the Board are introduced to the Company through appropriate orientation sessions. Presentations are made by various Executive Directors and Senior Management Personnel and site visits to various plant locations are organized for

them to provide a complete insight of the manufacturing processes, facilities and the social environment in which the Company functions.

Further, the Board is updated regularly through presentations and discussions on the overall economic trends, the legal and regulatory framework and amendments thereto, the performance of the Company and that of the battery industry. Analysis of the circumstances that have helped or adversely impacted the Company's performance with its peers in the industry based on the information available in the public domain and the initiatives taken/proposed to be taken to bring about an overall improvement in the performance of the Company, including marketing strategy, business risks, mitigation plans and so on are also updated and discussed at the Board meeting. Taking into account the impact of COVID-19, the revised business plan of the Company in the midst of various manufacturing, supply and liquidity constraints along with the actions taken / proposed to be undertaken by the Company to ride out the challenges were also presented to the Board.

During the year, the board members were also familiarized with some of the CSR initiatives undertaken by the Company by connecting them through video conferencing with various stakeholders to provide a first-hand insight on the CSR activities.

The details of such familiarization programmes for Independent Directors along with the familiarization policy are available on the Company's website at <http://www.exideindustries.com/investors/governance-policies.aspx>

Board Portal – Meetings Management System

With a view to leverage advances in technology and reducing paper consumption, the Company has a web-based application for transmitting Board/Committee agenda. The Directors of the Company receive the agenda in electronic form through this application, which can be accessed through browsers and iPads/tablets. The application meets high standards of integrity and ensures confidentiality that is required for storage and transmission of Board/Committee agenda in electronic form.

In terms of Rule 4 of The Companies (Meetings of Board and its Powers) Rules, 2014, for the period beginning from the commencement of the Companies (Meetings of Board and its Powers) Amendment Rules, 2020 and ending on June 30, 2021, the meetings on matters referred to in sub-rule (1) of the said rule may be held through video conferencing or other audio-visual means in accordance with rule 3 of the said rule. Due to the COVID 19 pandemic

this year, all the Board/committee meetings were held through video conferencing or other audio visual means.

Code of Conduct for Directors and Senior Management Personnel

All Directors and members of the Senior Management have affirmed their compliance with the Code of Conduct for Board of Directors and Senior Management Personnel (SMP) as on March 31, 2021 and a declaration to that effect, signed by the Managing Director & CEO is enclosed and forms part of this report. The Code of Conduct for Board of Directors and SMP has also been posted on the website of the Company at <http://www.exideindustries.com/investors/governance-policies.aspx>

Committees of the Board

The constitution, terms of reference and the functioning of the existing Committees of the Board is explained below. Each of these Committees demonstrates the highest levels of integrity and has the requisite expertise to handle issues relevant to their field.

A. Audit Committee

The Audit Committee acts as an interface between the Statutory Auditors and Internal Auditors, the Management and the Board of Directors. The Committee is governed by a Charter which is in line with the regulatory requirements mandated by the Act and SEBI Listing Regulations which was reviewed by the Committee during the year.

The role / terms of reference of the Audit Committee is to –

- (a) Assist the Board of Directors of the Company in fulfilling its responsibilities to oversee the:
 - i. Company's financial reporting process;
 - ii. the integrity of the Company's financial statements according to the authority and responsibilities provided in the Charter;
 - iii. Auditors' appointment, qualifications and independence;
 - iv. the performance of the Company's internal audit function and that of statutory auditors.
- (b) Oversee the reporting requirements for inclusion in the Company's annual report.

- (c) Laying down the criteria for granting the omnibus approval in line with Policy on Related Party Transactions and such approval shall be applicable in respect of transactions which are repetitive in nature.
- (d) Review with management of quarterly and annual financial statements.
- (e) Review the compliance of risk management system, adequacy and effectiveness of internal financial controls and system to ensure compliance with the provisions of all applicable laws.
- (f) Review the compliance of SEBI (Prohibition of Insider Trading) Regulations, 2015, as amended from time to time and verify adequacy and effectiveness of internal control system to ensure its compliance.

The role/terms of reference of the Audit Committee are in conformity with the SEBI Listing Regulations read in conjunction with Section 177 of the Companies Act, 2013.






In addition to quarterly meetings for consideration of financial results, special meetings of the Audit Committee are convened. In these meetings, the Audit Committee, inter-alia, reviews various matters arising out of internal audit, control assurance reports and other areas as per its terms of reference.

Composition and Attendance

As on March 31, 2021 the Audit Committee comprises of four (4) directors out of which three (3) are Non-executive Independent Directors. Mr Surin Shailesh Kapadia, Chairman of the Committee, is a Non-executive Independent Director and a Chartered Accountant, acknowledged as a financial expert in his own right. All the other members are well-versed in corporate finance and related areas.

During the financial year ended March 31, 2021, six (6) Audit Committee meetings were held on June 3, 2020, August 3, 2020, September 29, 2020, November 10, 2020, January 29, 2021, and March 22, 2021. In addition, the Chairman also held pre-audit conference call before the quarterly Audit Committee meetings to discuss key accounting matters, etc. These calls helped the Chairman to optimize its committee time on quarterly financial results at the meeting and invest more time on discharging the responsibilities assigned to it under the terms of reference.

The composition and attendance of the Committee meetings are as follows:

Name of Director	Category	Designation	Number of meetings attended
Mr Nawshir H. Mirza*	Independent Non-executive	Chairman	
Mr Surin Shailesh Kapadia**	Independent Non-executive	Chairman	
Ms Mona N Desai	Independent Non-executive	Member	
Mr Sudhir Chand	Independent Non-executive	Member	
Mr Gautam Chatterjee***	Executive	Member	

* Ceased to be director upon retirement w.e.f. October 28, 2020

** Appointed as Chairman by the Board at its meeting held on November 10, 2020

*** Inducted as member w.e.f. April 21, 2020

The average attendance of the members at the Audit Committee meetings during FY 2020-21 was 100%.

The Chairman of the Committee (Mr Nawshir H. Mirza) was present at the Annual General Meeting of the Company held on September 15, 2020.

Director- Finance & CFO and other executive directors are permanent invitees to the Audit Committee meetings. The representative(s) of the Statutory Auditors also attend the Audit Committee meetings. The Company Secretary acts as the Secretary to the Committee. Other members of the management and Chief-Internal audit are also invited as may be required from time to time.

B. Nomination & Remuneration Committee

The terms of reference of the Nomination and Remuneration Committee inter alia include the following:

- i. To identify persons who are qualified to become directors and who may be appointed in the senior management and to lay down the criteria thereof;
- ii. To recommend to the Board appointment of Directors and Senior Management Personnel and their removal;
- iii. To evaluate the individual director's performance;
- iv. Formulate the criteria for determining the qualification, positive attribute and independence of the directors;
- v. Recommend to the Board policy relating to remuneration for Directors, Key Managerial Personnel and other employees; and

vi. Devising a policy on board diversity.

During the year, the committee also reviewed key human resource related matters including organization structure, critical leadership recruitments, employee attrition/ retention/ development plans, cultural transformation initiatives, learning management system, annual increment approach including variable pay, COVID-19 strategy for employees including work-from-home facilitation, safety and hygiene, compensation during pandemic, employee engagement initiatives etc.

The Nomination & Remuneration policy is available on the website of the Company at <http://www.exideindustries.com/investors/governance-policies.aspx>





For the performance evaluation criteria for Independent Directors, please refer to the Board's Report.

Composition and Attendance

As on March 31, 2021 the Nomination and Remuneration Committee comprises of four (4) Non-executive Directors. Mr Surin Shailesh Kapadia, Chairman of the Committee, is also a Non-executive Independent Director. The Company Secretary acts as the Secretary to the Committee.

During the financial year ended March 31, 2021, four (4) meetings of the Nomination & Remuneration Committee were held on June 5, 2020, July 31, 2020, November 10, 2020, and January 29, 2021. The average attendance of the members at the NRC meetings during FY 2020-21 was 100%.

The composition and attendance details of the Committee meetings are as follows:

Name of Director	Category	Designation	Number of meetings attended
Mr Surin Shailesh Kapadia	Independent Non-executive	Chairman	
Ms Mona N Desai	Independent Non-executive	Member	
Mr Sudhir Chand	Independent Non-executive	Member	
Mr Rajan B Raheja	Non-executive Non-independent	Member	

The Chairman of the Committee was present at the last AGM held on September 15, 2020.

Remuneration of Directors

Details of Remuneration paid/payable to the Directors for the year ended March 31, 2021, are as follows:

(in ₹)

Name of Director	Salary & Performance Bonus	Contributions to retiral funds	Perquisites & Other benefits	Commission ¹	Sitting Fees ²	Total
Executive Directors						
Mr Gautam Chatterjee	3,91,03,548	64,18,203	31,35,591	1,32,89,760	-	6,19,47,102
Mr Asish Kumar Mukherjee	2,24,81,745	36,82,941	16,91,485	76,53,360	-	3,55,09,531
Mr Subir Chakraborty	1,71,62,343	28,11,520	14,59,435	58,42,500	-	2,72,75,798
Mr Arun Mittal	1,39,07,439	22,86,903	13,98,986	47,19,000	-	2,23,12,328
Non-executive Directors						
Mr Rajan B Raheja	-	-	-	-	1,50,000	1,50,000
Ms Mona N Desai	-	-	-	20,00,000	3,50,000	23,50,000
Mr Sudhir Chand	-	-	-	20,00,000	3,50,000	23,50,000
Mr Bharat Dhirajlal Shah	-	-	-	45,00,000	1,50,000	46,50,000
Mr Nawshir H Mirza ³	-	-	-	25,00,000	3,75,000	28,75,000
Mr Surin Shailesh Kapadia	-	-	-	25,00,000	3,50,000	28,50,000

1. The Commission for the year ended March 31, 2021, will be paid, subject to deduction of tax, after adoption of accounts by the Members at the ensuing Annual General Meeting.

2. The sitting fee paid to the Non-executive Directors is towards attending the Board and Audit Committee meetings held during the year.

3. Ceased to be director upon retirement w.e.f. October 28, 2020

Notes:

All the Executive Directors of the Company have been appointed on a contractual basis. According to the contract, the notice period is three months.

Payment of remuneration to the Executive/Whole-time Directors of the Company is governed by the terms and conditions of their appointment as recommended by the

Nomination and Remuneration Committee and approved by the Board, subject to the approval of the Shareholders.

They are additionally evaluated against the Key Performance Indicators (hereinafter referred as 'KPIs') set at the beginning of the financial year, which, inter alia, includes both long-term and short-term financial performance parameters including inter-alia performance targets on revenue, EBITDA, PAT, cost reduction, market share, economy, etc.

Non-Executive/Independent Directors of the Company receive remuneration by way of fees for attending meetings of the Board or Committee thereof as approved by the Board from time to time within the prescribed limits. Non-executive Independent Directors may also be paid commission as approved by the Shareholders subject to a limit of 1% of the net profits of the Company computed under the applicable provisions of the Companies Act, 2013. The Commission payable to the Independent Directors is determined by the Board upon the recommendation of Nomination & Remuneration Committee within the aforesaid limit of 1% of the net profits after taking into account their attendance roles and responsibilities in various Committees of the Board, their operational and functional expertise and contribution made by them.

Following the approval of the Shareholders in the Annual General Meeting held on August 3, 2019, the payment of commission to Non-executive Directors has been determined by the NRC, which is well within the ceiling of 1% of net profits of the Company for the year ended March 31, 2021, as computed under applicable provisions of the Companies Act, 2013. The allocation of the Commission amongst the eligible Non-executive Independent Directors has been decided by the NRC with each interested director present not participating in the deliberations in respect of his/her own commission.

Shareholding of Non-executive Directors

Name of Director	No. of shares held as on March 31, 2021
Ms Mona N Desai	78,666
Mr Sudhir Chand	18,872

Apart from the above, there was no pecuniary relationship or transactions between the Company and Non-executive Directors.

The performance criteria for the payment of remuneration to the Directors are in line with the Nomination and Remuneration Policy of the Company.

Board Membership Criteria and list of core skills/ expertise/ competencies identified in the context of the business:

In terms of requirement of SEBI Listing Regulations, the Board has identified the following core skills/ expertise / competencies of the Directors in the context of the Company's business for effective functioning as given below:

Definitions of director's qualifications	
Leadership	Extended leadership experience for a significant enterprise, resulting in a practical understanding of organizations, processes, strategic planning, and risk management. Demonstrated strengths in developing talent, planning succession, and driving change and long-term growth
General management/ Governance	Strategic thinking, decision making and protecting the interest of all stakeholders
Global business	Experience in driving business success in markets around the world, with an understanding of diverse business environments, economic conditions, cultures and regulatory frameworks and a broad perspective on global market opportunities.
	Experience in leading businesses in different geographies/ markets around the world.

Definitions of director's qualifications	
Financial, Regulatory/ Legal & Risk Management	Understanding the financial statements, financial controls, risk management, mergers and acquisition, etc.
Technology	Strong technological background resulting in continuous improvement, knowledge of how to anticipate technological trends, adapt to the market developments, generate disruptive innovation and create new business models.
Industry knowledge and experience	Experience in Manufacturing, Quality, Safety, Project Management and knowledge of Corporate Research and Development pertaining to automotive/industrial battery and allied industries.
Sales and marketing	Experience in developing strategies to grow sales and market share, build brand awareness and equity and enhance enterprise reputation

In the table below, the specific areas of focus or expertise of individual Board members have been highlighted. However, the absence of a mark against a member's name does not necessarily mean the member does not possess the corresponding qualification or skill.

Name of Director	Qualification or Skill						
	Leadership	General management/ Governance	Global business	Financial, Regulatory / Legal & Risk Management	Technology	Industry knowledge and experience	Sales and marketing
Mr Bharat Dhirajlal Shah	☑	☑	☑	☑			
Mr Rajan B Raheja	☑	☑	☑	☑		☑	☑
Mr Gautam Chatterjee	☑	☑	☑	☑	☑	☑	☑
Mr Asish Kumar Mukherjee	☑	☑	☑	☑	☑	☑	
Mr Subir Chakraborty	☑	☑	☑	☑	☑	☑	☑
Mr Arun Mittal	☑	☑	☑	☑	☑	☑	☑
Ms Mona N Desai	☑	☑	☑	☑			
Mr Sudhir Chand	☑	☑	☑	☑	☑	☑	☑
Mr Surin Shailesh Kapadia	☑	☑	☑	☑			

C. Corporate Social Responsibility Committee

The Corporate Social Responsibility (CSR) Committee is responsible for:

- Formulating the CSR Policy and proposing revisions as and when required subject to the approval of the Board of Directors;
- Recommending CSR projects in appropriation with the thematic areas in pursuance and as specified in Schedule VII and investments to be incurred thereof;
- Identifying and recommending CSR project life cycle management process including identification and recommendation of appropriate implementation agency, as applicable;
- Institutionalizing transparent and effective monitoring mechanism;
- Monitor progress of the CSR projects on a regular basis;
- Identify the need and review outcomes of such impact assessment studies;
- Formulate, recommend and modify/ alter whenever necessary, the Annual Action Plan;

(viii) Report to the Board, the status of CSR activities and contributions made etc.; and

(ix) Any other activity(ies)/functions, as may be assigned by the Board.

Pursuant to the notification of Companies (Corporate Social Responsibility) Amendment Rules, 2021, and The Companies (Amendment) Act, 2020 effective from January 22, 2021, the Board of Directors at its meeting held on April 29, 2021, amended the CSR policy to include, inter-alia, guidelines relating to selection, implementation and monitoring of CSR activities, impact assessment studies as well as formulation of the annual action plan. The revised policy is available on the Company's website at <http://www.exideindustries.com/investors/governance-policies.aspx>

Composition & Attendance

As on March 31, 2021, the Corporate Social Responsibility Committee comprises of four (4) members with Mr Bharat D Shah, Non-executive Independent Director, acting as Chairman.

Four meetings of the CSR Committee were held on June 3, 2020, August 3, 2020, November 10, 2020 and January 29, 2021. The composition and attendance details of the Committee are given below:

Name of Director	Category	Designation	Number of meetings attended
Mr Bharat Dhirajlal Shah	Independent Non-executive	Chairman	☑☑☑☑
Mr Sudhir Chand	Independent Non-executive	Member	☑☑☑☑
Mr Gautam Chatterjee	Executive	Member	☑☑☑☑
Mr Subir Chakraborty	Executive	Member	☑☑☑☑

The average attendance of the members at the CSR committee meetings during FY 2020-21 was 100%.

D. Risk Management Committee

As on March 31, 2021, the Risk Management Committee comprises of five (5) members, with Mr Surin Shailesh Kapadia, Non-executive Independent Director, acting as Chairman. Two (2) meetings of the committee were held during the year on May 20, 2020 and November 6, 2020. The composition and attendance details of the Committee are given below:

Name of Director	Category	Designation	Number of meetings attended
Mr Surin Shailesh Kapadia	Independent Non-executive	Chairman	☑☑
Mr Gautam Chatterjee	Executive	Member	☑☑
Mr Subir Chakraborty	Executive	Member	☑☑

Name of Director	Category	Designation	Number of meetings attended
Mr Asish K Mukherjee	Executive	Member	○ ●
Mr Arun Mittal	Executive	Member	● ○

The Committee is governed by a charter and the broad area of terms of reference of the Committee, inter alia, includes the following:

- Identifying risks and suggesting measures to mitigate them;
- Monitoring and reviewing risk management plan;
- Evaluating & mitigating cyber-security related risks; and
- Dealing with such matters as may be referred to by the Board of Directors from time to time.

E. STAKEHOLDERS RELATIONSHIP COMMITTEE

The terms of reference of the Stakeholders Relationship Committee includes, inter alia, the following:

- Resolving grievances of security holders of the Company including complaints related to transfer/transmission of shares, non-receipt of the annual report, non-receipt of declared dividends, issue of new/duplicate certificates, general meetings, etc;
- Review of measures taken for the effective exercise of voting rights by shareholders;
- Review of adherence to service standards adopted by the Company in respect of various services being rendered by R&TA;
- Review of the various measures and initiatives taken by the Company for reducing the quantum of unclaimed dividends and ensuring timely receipt of dividend warrants/annual reports/statutory notices by the Shareholders of the Company.

Composition and Attendance

As on March 31, 2021, the Stakeholders Relationship Committee of the Company comprises of three (3) Directors. Mr Sudhir Chand, Non-executive Independent Director, is the Chairman of the Stakeholders Relationship Committee. Mr Jitendra Kumar, Company Secretary and Executive Vice-President (Legal & Administration), is the Compliance Officer and acts as the Secretary to the Committee.

During the financial year 2020-21, the Committee met once, on February 22, 2021. The composition and attendance details of the Committee meeting are as follows:

Name of Director	Category	Designation	Number of meetings attended
Mr Sudhir Chand	Independent Non-executive	Chairman	●
Mr Subir Chakraborty	Executive	Member	●
Mr Gautam Chatterjee	Executive	Member	●

The Committee's Chairman was present at the Annual General Meeting of the Company held on September 15, 2020.

Investor Grievance Redressal Mechanism

During the financial year ended March 31, 2021, a total of 22 complaints were received from shareholders. All complaints have been redressed to the satisfaction of the shareholders, and none of them was pending as on March 31, 2021.

Number of complaints received and resolved during the year and pending share transfers as on March 31, 2021:

Number of complaints pending at the beginning of the financial year 2020-21	2
Number of complaints received during the financial year 2020-21	22
Number of complaints redressed during the financial year 2020-21	24
Number of complaints pending redressal at the end of the financial year 2020-21	Nil
Number of pending share transfers as at March 31, 2021	Nil

Name of Director	Category	Designation	Number of meetings attended
Mr Gautam Chatterjee	Executive	Chairman	● ● ● ● ● ● ● ●
Mr Asish Kumar Mukherjee	Executive	Member	● ● ● ● ● ● ● ●
Mr Subir Chakraborty	Executive	Member	● ● ● ● ● ● ● ●

The average attendance of the members during FY 2020-21 was 100%.

All routine matters including, inter alia, formalities pertaining to transfer, transmission, etc. within specified threshold limits as delegated by the Board, are being dealt by "Share Transfer Committee of Executives" comprising of a representative from the Registrar & Share Transfer Agent, the Compliance Officer and an Officer from the Secretarial team which meets at least once in a fortnight.

G. Banking Operations Committee

The Banking Operations Committee has been constituted to approve opening and closing of bank accounts, change in signatories and carrying on other routine banking operations. As on March 31, 2021 the Committee comprises of three (3) Executive Directors, viz. Mr Gautam Chatterjee, Mr Asish Kumar Mukherjee and Mr Subir Chakraborty.

H. Executive Committee

The Executive Committee comprises of the Executive Directors, Key Management Personnel and Senior

F. Share Transfer Committee

The Share Transfer committee approves the transfer/transmission of shares, sub-division or consolidation of shares and issue of new/duplicate share certificates and related matters. As on March 31, 2021 the Share Transfer Committee comprises of three (3) Executive Directors.

Composition and Attendance

During the financial year ended March 31, 2021, six (6) meetings of Share Transfer committee were held on September 22, 2020, November 10, 2020, November 20, 2020, December 17, 2020, February 23, 2021 and March 8, 2021 respectively. The composition and attendance details of the committee meetings are as follows:

Management Personnel viz. Mr Gautam Chatterjee, Mr Asish Kumar Mukherjee, Mr Subir Chakraborty, Mr Arun Mittal, Mr Jitendra Kumar, Mr Arnab Saha, Mr Ranjan Sarkar, Dr Dipak Sen Choudhury, Ms Nupur Roy Choudhury and Mr Avik Kumar Roy.

The Committee focuses on the strategic management issues of the Company, subject to the overall supervision of the Board of Directors. The Committee reports to the Board and the minutes of these meetings are placed before the Board.

I. Independent Directors Meeting

During the year under review, the Independent Directors met once on January 29, 2021, inter alia, to discuss:

- Evaluation of the performance of Non-independent Directors and the Board of Directors as a whole;
- Evaluation of the performance of the Chairman of the Company, taking into account the views of the Executive and Non-executive Directors;

- iii. Evaluation of the quality, content and timelines of flow of information between the management and the Board to effectively and reasonably perform its duties.

All the Independent Directors were present at the said meeting.

General Body Meetings

Particulars of last three Annual General Meetings:

AGM	Year Ended	Venue	Date	Time
71st	31.03.2018	Kala Mandir, 48 Shakespeare Sarani, Kolkata – 700 017	02.08.2018	10.30 AM
72nd	31.03.2019	Kala Mandir, 48 Shakespeare Sarani, Kolkata – 700 017	03.08.2019	10.00 AM
73rd	31.03.2020	The Company conducted the meeting through VC/OAVM pursuant to MCA circular dated May 5, 2020	15.09.2020	2.30 PM

Special Resolutions

The details of the special resolutions passed by the Company at the last three Annual General Meetings (AGMs) are given herein below:

Date of AGM	Subject matter of the resolution	Triggering Section of the Companies Act
August 2, 2018	-	-
August 3, 2019	i. Re-appointment of Ms Mona N Desai (DIN: 03065966), as an Independent Director of the Company for a second term	Section 149
	ii. Re-appointment of Mr Sudhir Chand (DIN: 01385201), as an Independent Director of the Company for a second term	Section 149
	iii. Re-appointment of Mr Gautam Chatterjee (holding DIN: 00012306) as Managing Director and Chief Executive Officer	Section 196 & 197
	iv. Approval u/s 180(1)(a) of the Companies Act, 2013	Section 180(1)(a)
September 15, 2020	-	-

Postal Ballot

Details of Special Resolution(s) passed through Postal Ballot during the Financial Year 2019-20

No Special Resolution is proposed to be passed through Postal Ballot as on the date of this Report.

During the year 2019-20, approval of shareholders of the Company was sought through Postal Ballot and details of the same are given below:

Date of Postal Ballot Notice: February 4, 2020

Voting period: February 25, 2020 to March 25, 2020

Date of declaration of result: March 26, 2020

Date of passing of resolution(s): March 25, 2020

A summary of the voting pattern is as follows:

Resolution	Votes cast in favor (in %)	Votes cast against (in %)
Special resolution for re-appointment of Mr Bharat Dhirajlal Shah as an Independent Director of the Company to hold office for a second term from April 30, 2020 to April 29, 2025	99.14	0.86
Ordinary resolution for re-appointment of Mr Asish Kumar Mukherjee as Whole-time director designated as Director-Finance & CFO from May 1, 2020 to April 30, 2025	99.54	0.46

Mr A. K. Labh, Practising Company Secretary (FCS-4848/ CP-3238) of A K Labh & Co., Company Secretaries, was appointed as Scrutinizer to scrutinize the Postal Ballot (including Remote E-voting) process in a fair and transparent manner.

Procedure for Postal Ballot:

In accordance with Sections 108 and 110 of the Act, read with the Companies (Management and Administration) Rules, 2014, and Regulation 44 of the SEBI Listing Regulations, the Company had provided remote e-voting facility for voting electronically on the Resolutions set out in the Postal Ballot Notice. The Company had engaged National Securities Depository Limited (NSDL) to provide remote e- voting facility to its Members. The Members had an option to vote either by postal ballot or through remote e-voting.

The Company dispatched the postal ballot notices and forms along with postage prepaid business reply envelopes to its members whose names appear on the Register of Members/ list of beneficiaries as on February 4, 2020. The postal ballot notice was sent to members in electronic form to the email addresses registered with the Company/Depository Participants. Newspaper advertisement containing the requisite particulars as

required under Rule 22 of Companies (Management and Administration) Rules 2014 and Secretarial Standards issued by Institute of Company Secretaries of India was published in Business Standard (English) and Aajkaal (Bengali) on February 25, 2020.

Voting rights were reckoned on the paid-up value of shares of the Company registered in the names of the shareholders as on the cut-off date, i.e., February 4, 2020. Members were requested to return the Postal Ballot Form duly completed and signed with their Assent (For) or Dissent (Against) in postage pre-paid self-addressed Business Reply Envelope so as to reach the Scrutinizer not later than 5.00 P.M (IST) on Wednesday, March 25, 2020. In case of remote e-voting, Members were requested to cast their votes electronically up to 5.00 PM on Wednesday, March 25, 2020.

The Scrutinizer submitted his report to the Chairman, after the completion of scrutiny and the consolidated results of the voting by postal ballot were then announced by Company Secretary, being the person authorized to declare the results of the Postal Ballot. The results were displayed on the website of the Company (www.exideindustries.com), besides being communicated to the Stock Exchanges and e-voting website of NSDL.

Disclosures

a. Related-Party Transactions

All transactions entered with the related parties during the financial year ended March 31, 2021 were in the ordinary course of business and on an arm's length basis and without any conflict of interest in accordance with the provisions of the Companies Act, 2013 and SEBI Listing Regulations.

Majority of the Company's related-party transactions are with its subsidiaries and associates to further the Company's business interest.

Moreover, there were no materially significant related-party transactions entered into by the Company with promoters, directors, key managerial personnel or other persons which may have a potential conflict with the interest of the Company. Suitable disclosures as prescribed under the applicable Accounting Standard have been made in the notes to the Financial Statements.

The policy for related party transactions has been uploaded on the Company's website. The web-link is <http://www.exideindustries.com/investors/governance-policies.aspx>

b. Details of non-compliance by the Company, penalties, strictures imposed on the Company by the stock exchanges or SEBI or any statutory authority on any matter related to capital markets during the last three years.

There was no such instance of non-compliance during the last three years.

c. Whistle-Blower Policy/Vigil Mechanism

In accordance with the provisions of the Companies Act, 2013, read with the Companies (Meeting of Board and its Powers) Rules, 2014 and SEBI Listing Regulations, every listed Company is required to have a vigil mechanism for the directors, employees and stakeholders to report their genuine concerns and grievances. Exide has a whistle-blower policy in place, and it is available on the Company's website. The Audit Committee of Directors is entrusted with the responsibility to oversee the vigil mechanism. During the year, no person was denied access to the Audit Committee.

The Whistle-Blower Policy can be seen on the Company's website under the following web-link <http://www.exideindustries.com/investors/governance-policies.aspx>

d. Policy on Material Subsidiaries

In accordance with the requirements of Regulation 16(1)(c) of SEBI Listing Regulations, the Company has a policy on material subsidiaries. The policy on material subsidiaries has been uploaded on the Company's website under the following web-link <http://www.exideindustries.com/investors/governance-policies.aspx>

e. Dividend Distribution Policy

In accordance with Regulation 43A of SEBI Regulations, 2015, the Company has framed a Dividend Distribution Policy, approved by the Company's Board of Directors. The Dividend Distribution Policy of the Company endeavors to maintain a consistent approach towards dividend payment to its shareholders and regulate the process of dividend declaration and its payout by the Company in line with the laws in force. The Policy, inter alia, covers the financial parameters that will be considered when declaring dividends, internal and external factors that would be considered for declaring dividends and the circumstances under which shareholders can or cannot expect a dividend. The Policy

has been uploaded on the Company's website under the following web-link <http://www.exideindustries.com/investors/governance-policies.aspx>

f. As required under the provisions of the law, all other policies and disclosures are uploaded on the website of the Company at <http://www.exideindustries.com/investors/governance-policies.aspx>. Investors are encouraged to visit the Company's website to access such documents.

g. All mandatory requirements have been appropriately complied with and the non-mandatory requirements are dealt with at the end of the report.

h. Disclosure of commodity price risk and commodity hedging activities

Lead and lead alloys are the primary materials consumed in the manufacture of batteries, representing more than 70 per cent of total material consumption by value.

The Company procures about 60 per cent of its lead and lead alloys requirement through imports or import-parity pricing based on prices quoted on London Metal Exchange (LME). Balance 40 per cent of its lead and lead alloys are procured from local smelters, including its own smelters, prices of which are influenced by demand/supply situation as well as LME price movement.

At times, prices of lead and lead alloys become volatile due to sudden changes in demand/supply situation as well as LME price movement due to international forces. The Company procures lead and lead alloys mostly at current pricing or on LME averages and there is no long-term contract for pricing. Similarly, the Company's selling price of batteries to OEM/institutional customers is linked to such rates. As the Company's revenue is linked to the cost of lead, the impact of any change in lead prices on the Company's profit is not expected to be significant. However, increasing usage of recycled lead (replacing pure lead), which is cheaper than pure lead and not directly exposed to LME price movement, reduces the risk of lead price volatility to some extent.

Exposure to currency fluctuations and its impact on the Company's business is significant since about 60 per cent of lead and lead alloys procurement is based on "import parity price." Moreover, there are imports of a few other materials and most of the capital goods (machineries).

While exposure to currency fluctuation on lead and lead alloys cost is to some extent mitigated as stated above, exposure on account of other imports remains. However, exports, which constitute about seven per cent of the Company's business, act as an automatic hedge against risks resulting from currency fluctuation.

As a policy, the Company does not enter into commodity hedging. Accordingly, as on the date of reporting, there was no open position held by the Company on commodity futures or options. The same principle applies in the case of currency also. Very few "forward covers" are taken, at times, against import liabilities when the situation warrants. At the end of March 2021, there was no "forward cover contract" that remained open for foreign currency liability.

i. Certificate from Practising Company Secretary

Certificate as required under Part C of Schedule V of SEBI Listing Regulations, received from Sushil Tiwari & Associates, Company Secretary, in practice certifying that none of the directors on the Board of the Company is debarred or disqualified from being appointed or continuing as directors of companies by the Board/Ministry of Corporate Affairs or any such statutory authority, is annexed at the end of this Report.

j. Total fees paid to Statutory Auditors of the Company

Total fees for all services paid by the Company and its subsidiaries, on a consolidated basis, to the statutory auditor and all entities in the network firm/network entity of which the statutory auditor is a part – ₹ 1,96,01,407/-

k. Disclosures in relation to the Sexual Harassment of Women at Workplace (Prevention, Prohibition and Redressal) Act, 2013:

The status of the complaints filed, disposed and pending during the financial year ended March 31, 2021 is given below:

No. of complaints filed during the year 2020-21	Nil
No. of complaints disposed during the year 2020-21	1*
No. of complaints pending during the year 2020-21	Nil

*Note: The complaint disposed of during the year 2020-21 pertains to complaint received in FY 2019-20.

l. The disclosures on corporate governance as required under Regulation 17 to 27 and Clause (b) to (i) of sub-regulation (2) of Regulation 46 have been adhered and complied with.

Means of Communication

A. Quarterly results and Audited Financial Results are generally published in the following Newspapers:

The Telegraph
The Mint
Ananda Bazar Patrika

B. The Company's website at www.exideindustries.com is regularly updated with financial results.

C. Whether MD&A is a part of Annual Report : Yes

D. Whether Official News Releases and Presentations made to Institutional Investors/Analysts are posted on the web-site of the Company : Yes

General Shareholder Information

1. The 74th Annual General Meeting is proposed to be held for the financial year: April 1, 2020, to March 31, 2021.

2. The Company has furnished information, as required under Regulation 36 of SEBI Listing Regulations, relating to the appointment/re-appointment of director. Shareholders may kindly refer to the Notice convening the 74th Annual General Meeting of the Company. The name of other companies in which the directors appointed/re-appointed holds directorship and the membership of committees of the board are also given in the annexure to the Notice convening the 74th Annual General Meeting.

3. Annual General Meeting for the financial year 2020-21

Date	Tuesday, August 31, 2021
Venue	The Company is conducting the meeting through VC/OAVM pursuant to MCA circular dated May 5, 2020 and January 13, 2021, and as such, there is no requirement to have a venue for the AGM. The deemed venue of the meeting will be Exide House, 59E Chowringhee Road, Kolkata 700020. For details please refer to the Notice of the AGM.
Time	10.30 A.M.

4. Tentative financial calendar for 2020-21

First Quarterly Results	On or before August 14, 2021
Second Quarterly/Half Yearly Results	On or before November 14, 2021
Third Quarterly Results	On or before February 14, 2022

Details of Unclaimed Dividend as on 31.03.2021

Year	Type	Account No	Date of Declaration	Due Date for transfer to IEPF
2014	Final	50200006512872	22-Jul-14	28-Aug-21
2015	Interim	704922	21-Jul-14	21-Aug-21
2015	Final	50200013542151	31-Jul-15	06-Sept-22
2016	Interim	50200015464528	28-Oct-15	04-Dec-22
2016	Final	50200020247750	19-Jul-16	25-Aug-23
2017	Interim	705017	26-Oct-16	02-Dec-23
2017	Final	50200025616737	27-Jul-17	01-Sept-24
2018	Interim	50200027732367	25-Oct-17	30-Nov-24
2018	Final	50200032462904	02-Aug-18	07-Sept-25
2019	Interim	50200034736340	05-Nov-18	11-Dec-25
2019	Final	50200042368438	03-Aug-19	08-Sept-26
2020	Interim	50200045484761	06-Nov-19	12-Dec-26
2020	2nd Interim	50200048231700	24-Feb-20	31-Mar-27
2021	Interim	50200055664062	29-Jan-21	6-Mar-28

Annual Results for the year ending on March 31, 2022	On or before May 30, 2022
Annual General Meeting for the year ending on March 31, 2022	August 2022

5. Dividend Payment Date

Pursuant to the approval of the Board of Directors on January 29, 2021, the Company paid an interim dividend at the rate of 200 per cent i.e. @ ₹ 2.00 per equity share of ₹ 1/- each, to the shareholders whose names appeared in the Register of Members on February 6, 2021, being the record date fixed for this purpose.

Unclaimed Dividend

Section 124 of the Companies Act, 2013 mandates that companies transfer dividend that has been unclaimed for a period of seven (7) years from the unpaid dividend account to the Investor Education & Protection Fund (IEPF). In accordance with the following schedule, the dividend for the years mentioned as follows, if unclaimed within seven years, will be transferred to the IEPF:

Pursuant to the provisions of Investor Education and Protection Fund Authority (Accounting, Audit, Transfer and Refund) Rules, 2016, the Company has uploaded the details of unpaid and unclaimed amounts lying with the Company as on March 31, 2020, on the Company's website <http://www.exideindustries.com/investors/unclaimed-dividends.aspx> and on the website of Ministry of Corporate Affairs.

Transfer of Unclaimed Dividend and Shares to Investor Education and Protection Fund

During the year, pursuant to Section 124 read with Investor Education and Protection Fund Authority (Accounting, Audit, Transfer and Refund) Rules, 2016, ₹ 98,88,947/- and 4,74,571 equity shares were transferred to the Investor Education and Protection Fund in respect of which dividend had remained unclaimed/unpaid for a consecutive period of seven years. The process of claiming unpaid/unclaimed dividend and/or shares transferred by the Company to IEPF is provided in the notes to the Notice of 74th Annual General Meeting of the Company and is also available at <http://www.exideindustries.com/investors/unclaimed-dividends.aspx>

The Nodal officer of the Company for IEPF refund is Mr Jitendra Kumar, whose email id is cosec@exide.co.in and details of same are also available on the website of the Company.

6. Listing of Equity Shares on Stock Exchanges and Stock Code/Symbol

ISIN: INE302A01020

The Equity Shares of the Company are at present listed on the following Stock Exchanges:

Name and Address of the Stock Exchange	Stock Code	Symbol
The Calcutta Stock Exchange Limited (CSE) 7 Lyons Range, Kolkata - 700 001	15060 & 10015060	-
BSE Limited (BSE) Phiroze Jeejeebhoy Towers, Dalal Street, Mumbai - 400 001	500086	-
National Stock Exchange of India Limited (NSE) Exchange Plaza, 5th Floor, Plot no. C/1, G Block Bandra-Kurla Complex, Bandra (E), Mumbai - 400 051	-	EXIDEIND

The listing fees for the Financial Year 2020-21 have been paid to the above Stock Exchanges.

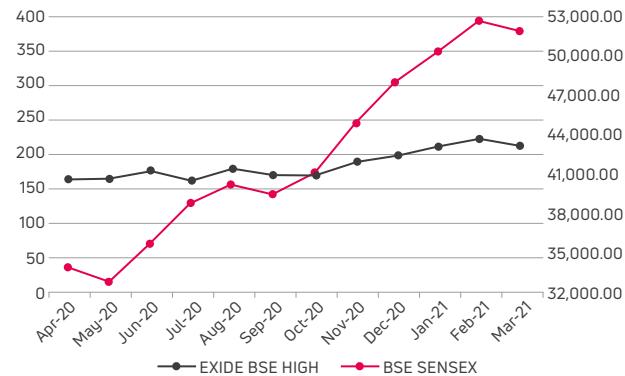
7. Stock Market price date for the year on BSE, NSE & CSE

Month	BSE ^(#)		NSE ^(#)		CSE*	
	High (₹)	Low (₹)	High (₹)	Low (₹)	High (₹)	Low (₹)
April 2020	163.30	127.50	163.35	127.30	*	*
May 2020	164.60	142.40	164.70	142.35	*	*
June 2020	175.35	145.00	175.00	145.00	*	*
July 2020	162.60	147.75	162.75	147.60	*	*
August 2020	178.45	151.00	178.40	153.00	*	*
September 2020	169.30	153.65	169.50	153.60	*	*
October 2020	168.70	155.10	168.85	155.00	*	*
November 2020	186.25	157.10	186.40	157.10	*	*
December 2020	197.50	174.85	197.45	174.70	*	*
January 2021	209.10	190.50	209.20	190.40	*	*
February 2021	220.60	187.65	219.30	187.60	*	*
March 2021	211.50	180.05	211.55	180.00	*	*

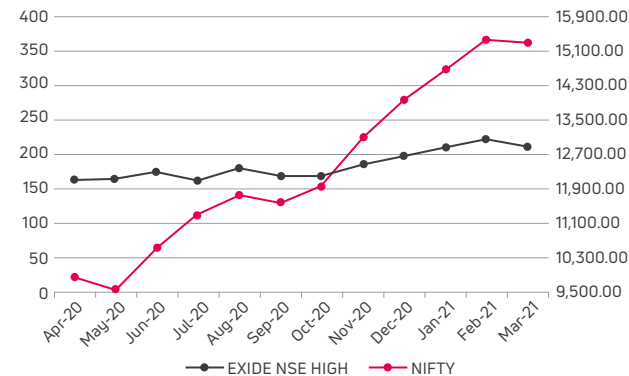
(#) Source BSE and NSE website

* No trading on the exchange

8. (a) Performance of Exide Share Price in comparison to BSE Sensex



(b) Performance of Exide Share Price in comparison to NIFTY



9. Registrar and Transfer Agent

The Company has engaged C B Management Services (P) Ltd, P-22 Bondel Road, Kolkata- 700 019, a SEBI registered body as its Registrar and Share Transfer Agent for processing transfers, sub-division, consolidation, etc. Since trading in Company's shares can now be done only in the dematerialized form, request for demat and remat should be sent directly to the Registrar through depository participants concerned. The Company has made arrangements for dematerialization of its share currently held in physical form with National Securities Depository Limited (NSDL) and Central Depository Service (India) Limited (CDSL).

10. Share Transfer System

As stated above, the Company's shares are compulsorily traded in demat mode on the stock exchanges. The shareholders are therefore requested to kindly note that physical documents, viz. Demat Request Forms (DRF) and share certificates, etc. should be sent by their Depository Participants (DP's) directly to the Share Transfer Agents. Any delay on the part of the DP's to send the DRF and the share certificates beyond 15 days from the date of generation of the DRN by the DP will be rejected/ cancelled. This is being done to ensure that no demat requests remain pending with the Share Transfer Agent beyond a period of 15 days. Therefore, shareholders should ensure that their DPs do not delay sending the DRF and share certificates to the Share Transfer Agent after generating the DRN.

The Company obtains from a Company Secretary in practice, a half-yearly certificate of compliance with the share transfer formalities as required under

Regulation 40(9) of SEBI Listing Regulations and files a copy of the said certificate with stock exchanges.

W.e.f. April 1, 2019, in compliance with regulation 40 of the Listing Regulations, the Company is not accepting any new request for effecting transfer of securities in physical mode except in the case of transmission or transposition of securities.

SEBI vide circular dated September 7, 2020 had fixed the cut-off date for re-lodgement of transfer deeds rejected/returned due to deficiency in documents as March 31, 2021 and mandated to issue securities in dematerialized mode only.

Any shareholder desirous of transferring shares (held in physical form) after April 1, 2019 can do so only after the shares are dematerialized. In view of the above and the inherent benefits of holding shares in electronic form, the shareholders holding shares in physical form are advised to opt for dematerialization at the earliest.

11. Nomination Facility

Pursuant to Section 72 of the Companies Act, 2013, read with Rule 19 (1) of the Companies (Share Capital & Debentures) Rules, 2014, nomination facility is available to the shareholders. This facility is mainly useful for shareholders holding the shares in single name. In cases where the shares are held in joint names, the nomination will be effective only in the event of death of all the joint holders.

Investors, especially those holding securities in single name, are advised to avail themselves of this facility to avoid the expensive and long-drawn process of transmission by law.

Investors holding shares in physical form may obtain a nomination form (Form SH-13) from the Registrar and Share Transfer Agent of the Company. However, if the shares are held in dematerialized form, the nomination has to be intimated to your depository participants directly, as per the format prescribed by them.

12. Share Transfer Record

Month	No. of Transfer	No. of shares processed
Apr-20 to Oct-20	NIL	NIL
Nov-20	1	2,000
Dec-20 to Mar-21	NIL	NIL

13. Distribution of Shareholding as on March 31, 2021

Range	Shares		Shareholders*	
	No. of shares of face value ₹ 1/- each	% of total shares	Total no. of holders	% of Total holders
1 - 5000	2,48,54,072	2.924	3,41,569	93.57
5001-10000	79,66,747	0.937	10,116	2.77
10001-20000	80,37,207	0.946	5,403	1.48
20001-30000	58,54,007	0.689	2,331	0.64
30001-40000	44,96,760	0.529	1,262	0.34
40001-50000	47,02,631	0.553	1,032	0.28
50001-100000	1,24,25,521	1.462	1,747	0.48
100001 & above	78,16,63,055	91.960	1,594	0.44
TOTAL	85,00,00,000	100.000	3,65,054	100.00

* Non-consolidation basis

14. Shareholding pattern of the Company as on March 31, 2021

Category	No. of shares	% of total issued shares
Promoter Holding	39,09,54,666	45.99
Foreign Portfolio Investors	10,15,81,840	11.95
Non-Resident Individual	50,64,705	0.60
Mutual Funds	9,16,52,197	10.78
Financial Institutions, Insurance Companies & Banks	10,64,88,913	12.53
Public	10,84,86,681	12.76
Bodies Corporate	4,07,53,101	4.80
Directors & their relatives	5,18,194	0.06
Investor Education and Protection Fund	44,99,703	0.53
Total	85,00,00,000	100.00

15. Dematerialization of Shares and Liquidity

Exide shares are tradable compulsorily in the electronic form. We have established connectivity with both depositories i.e. National Securities Depository Limited (NSDL) and Central Depository Services (India) Limited (CDSL). The International Securities Identification Number (ISIN) allotted to our shares under the Depository system is INE302A01020.

As on March 31, 2021, 99.07 per cent of the Company's total shares representing 84,21,21,383 shares are held in dematerialized form and 0.93 per cent representing 78,78,617 shares are in physical form.

Category	Number		% to total equity
	Shareholders*	Shares	
Demat Mode			
NSDL	1,35,851	81,35,55,058	95.71
CDSL	2,25,719	2,85,66,325	3.36
Total	3,61,570	84,21,21,383	99.07
Physical Mode			
	3,484	78,78,617	0.93
Grand Total	3,65,054	85,00,00,000	100.00

* Non-consolidation basis

16. Outstanding GDRs/ADRs/Warrants or any convertible instruments, conversion date and likely impact on equity

The Company has not issued any GDRs, ADRs, Warrants or any other convertible instruments.

17. Cost Audit

Name of the Cost Auditor: M/s Mani & Co.
Cost Accountants
Ashoka
111, Southern Avenue
Kolkata 700029
Regn No.: 000004

Actual date of filing the
Cost Audit Report
for 2019-20 : September 1, 2020

18. Commodity Price risk or Foreign Exchange risk and Hedging activities

The same has already been explained under the heading 'Disclosures' in this report.

19. Plant Locations

State	Address
West Bengal	91 New Chord Road, Authpur, Shamnagar, 24 Parganas (N)- 743 128 Durgachak, Haldia, Dist Midnapore, West Bengal- 721 602
Haryana	Plot No. 179, Sector 3, HSIIIDC Growth Centre, Bawal- 123 501
Maharashtra	D2, MIDC Industrial Estate, Chinchwad East, Pune- 411 019 Plot No. T-17 MIDC Talaja Industrial Area, Talaja- 410 208 E-5, MIDC, Nagpur Taluka, Ahmednagar - 414 111
Tamil Nadu	Chichurakanapalli, Sevaganapalli Panchayat, Hosur Taluk, Dist Krishnagiri - 635 103
Uttarakhand	Khasra No. - 275, Lakeshwari Industrial Area, Bhagwanpur, Roorkee, Dist-Haridwar - 247 661 Plot No. 31, Sector 8A, Integrated Industrial Estate, Ranipur, Haridwar - 249 403
Gujarat	Plot No. 10/1, Kamalpur, N.H. No. 8, Taluka Prantij, District Sabarkantha, Gujarat - 383 205

20. Address for Correspondence

The Company's registered office is situated at Exide House, 59E, Chowringhee Road, Kolkata- 700 020.

All Shareholders' correspondence should be addressed to:

(a) Secretarial Department, Exide Industries Limited
Exide House, 59E Chowringhee Road, Kolkata-
700 020.

Contact Person:
Mr Jitendra Kumar
Company Secretary and Compliance Officer,
Tel Nos.: [033] 23023400/ 22832118/ 2150/ 2171
Fax No.: [033] 2283 2637
Email : Jitendrak@exide.co.in

(b) C B Management Service (P) Ltd.
P-22 Bondel Road, Kolkata- 700 019

Contact Person:
Mr Subhabrata Biswas,
Vice-President
Tel No.: [033] 4011 6700//40116725/ 40116729/
40116742
Fax No.: [033] 4011 6739
Email: rta@cbmsl.com

(c) For investor grievances, shareholders may send an email to cosec@exide.co.in

21. List of all credit ratings obtained by the entity along with any revisions thereto during the relevant financial year, for all debt instruments of such entity or any fixed deposit programme or any scheme or proposal of the listed entity involving mobilization of funds, whether in India or abroad.

Facilities/Instruments	Credit rating by ICRA
Short-term debt instrument (Commercial paper)	ICRA A1+

Date: 29.04.2021

Facilities/Instruments	Credit rating by ICRA
Long-term banking facility (Fund based and Non fund based facility)	ICRA AAA

There has been no revision in ratings as compared to last year.

Status as regards adoption/non-adoption of discretionary requirements laid down in Part E of Schedule II of Regulation 27(1) of SEBI (Listing Obligations and Disclosure Requirements) Regulations, 2015 and forming part of the Report on Corporate Governance

Particulars	Status
-------------	--------

The Board

A non-executive chairperson may be entitled to maintain a Chairperson's office at the expense of the Company and also allowed reimbursement of expenses incurred in performance of his duties.

Shareholders Rights

A half-yearly declaration of financial performance including summary of the significant events in the last six months, may be sent to each household of shareholders.

Modified opinion (s) in audit report

Company may move towards a regime of financial statements with unmodified audit opinion.

Reporting of Internal Auditor

The Internal auditor may report directly to the Audit Committee

Pursuant to Regulation 34(3) read with Schedule V of SEBI Listing Regulations, Compliance Certificate from the Statutory Auditors regarding compliance of conditions of Corporate Governance by the Company is annexed with the Directors' Report.

On behalf of the Board of Directors

Sd/-
Bharat D Shah
Chairman
DIN: 00136969
Place: Mumbai

Sd/-
Gautam Chatterjee
Managing Director & CEO
DIN: 00012306
Place: Kolkata

Independent Auditors' Certificate on Compliance with the Corporate Governance Requirements Under SEBI (Listing Obligations and Disclosure Requirements) Regulations, 2015

To the Members of **Exide Industries Limited**

1. This certificate is issued in accordance with the terms of our engagement letter dated August 05, 2019 and addendum to the engagement letter dated April 05, 2021.
2. We have examined the compliance of conditions of Corporate Governance by Exide Industries Limited ("the Company"), for the year ended March 31, 2021, as stipulated in regulations 17 to 27, clauses (b) to (i) of regulation 46(2) and paragraphs C, D and E of Schedule V of the Securities Exchange Board of India (Listing Obligations and Disclosure Requirements) Regulations, 2015 as amended from time to time ("Listing Regulations") pursuant to the Listing Agreement of the Company with Stock Exchanges.

Management's Responsibility

3. The compliance of conditions of Corporate Governance as stipulated under the listing regulations is the responsibility of the Company's Management including the preparation and maintenance of all the relevant records and documents. This responsibility includes the design, implementation and maintenance of internal control and procedures to ensure the compliance with the conditions of Corporate Governance stipulated in the Listing Regulations.

Auditors' Responsibility

4. Our examination was limited to procedures and implementation thereof, adopted by the Company for ensuring the compliance of the conditions of the Corporate Governance. It is neither an audit nor an expression of opinion on the financial statements of the Company.
5. Pursuant to the requirements of the Listing Regulations, it is our responsibility to provide a reasonable assurance whether the Company has complied with the conditions of Corporate Governance as stipulated in Listing Regulations for the year ended March 31, 2021.
6. We conducted our examination of the above corporate governance compliance by the Company in accordance with the Guidance Note on Reports or Certificates for Special Purposes (Revised 2016) and Guidance Note

on Certification of Corporate Governance both issued by the Institute of the Chartered Accountants of India (the "ICAI"), in so far as applicable for the purpose of this certificate. The Guidance Note requires that we comply with the ethical requirements of the Code of Ethics issued by the ICAI.

7. We have complied with the relevant applicable requirements of the Standard on Quality Control (SQC) 1, Quality Control for Firms that Perform Audits and Reviews of Historical Financial Information, and Other Assurance and Related Services Engagements.

Opinion

8. In our opinion and to the best of our information and according to the explanations given to us, we certify that the Company has complied with the conditions of Corporate Governance as stipulated in the above-mentioned Listing Regulations.
9. We state that such compliance is neither an assurance as to the future viability of the Company nor the efficiency or effectiveness with which the management has conducted the affairs of the Company.

Restriction on use

10. The certificate is addressed and provided to the Members of the Company solely for the purpose of enabling the Company to comply with the requirement of the Listing Regulations and should not be used by any other person or for any other purpose. Accordingly, we do not accept or assume any liability or any duty of care for any other purpose or to any other person to whom this certificate is shown or into whose hands it may come without our prior consent in writing.

For B S R & Co. LLP
Chartered Accountants
Firm's Registration No: 101248W/W-100022

Sd/-
Jayanta Mukhopadhyay
Partner
Place: Kolkata
Date: April 29, 2021
Membership No: 055757
UDIN: 21055757AAAABG5171

Certification by Chief Executive Officer (CEO) & Chief Financial Officer (CFO)

The Board of Directors
Exide Industries Limited
Exide House
59E, Chowringhee Road
Kolkata – 700 020

We, Gautam Chatterjee, Managing Director & CEO, and Asish Kumar Mukherjee, Director-Finance & CFO of Exide Industries Limited, certify to the Board in terms of Regulation 17(8) of SEBI (Listing Obligations and Disclosure Requirements) Regulations, 2015, that we have reviewed the financial statement and cash flow statement of the Company for the financial year ended March 31, 2021.

1. To the best of our knowledge and belief, we certify that:
 - a) these statements do not contain any materially untrue statement or omit any material fact or contain statements that might be misleading;
 - b) these statements together present a true and fair view of the Company's affairs and comply with existing accounting standards, applicable laws and regulations; and
 - c) there are no transactions entered into by the Company during the year which are fraudulent, illegal or violative of the Company's Code of Conduct;
2. For the purposes of financial reporting, we accept the responsibility for establishing and maintaining internal controls and that we have evaluated the effectiveness of the internal control systems of the Company pertaining to financial reporting and we have disclosed to the Auditors and the Audit Committee, and further state that there were no deficiencies in the design or operation of such internal controls.
3. We do further certify that there has been:
 - a) no significant changes in internal controls over financial reporting during the year;
 - b) no significant changes in accounting policies during the year; and
 - c) no instances of fraud, of which we are aware during the period.

Sd/-
Gautam Chatterjee
Managing Director & CEO
Place: Kolkata
Date: 27.04.2021
DIN: 00012306

Sd/-
Asish Kumar Mukherjee
Director-Finance & CFO
DIN: 00131626

Annual Declaration under Regulation 34(3) read with Part D of Schedule V of SEBI (Listing Obligations and Disclosure Requirements) Regulations, 2015

Declaration

As required under Regulation 34(3) read with Part D of Schedule V of SEBI (Listing Obligations and Disclosure Requirements) Regulations, 2015, I hereby declare that all the Board members and Senior Management Personnel of the Company have complied with the Code of Conduct of the Company for the year ended March 31, 2021.

Place: Kolkata
Date: 14.04.2021

Sd/-
Gautam Chatterjee
Managing Director & CEO
DIN: 00012306

Certificate of Non-Disqualification of Directors

(Pursuant to Regulation 34(3) and Schedule V Para C clause (10)(i) of the SEBI (Listing Obligations and Disclosure Requirements) Regulations, 2015)

To
The Members of
Exide Industries Limited
59E, Chowringhee Road
Kolkata – 700 020

We have examined the relevant registers, records, forms, returns and disclosures received from the Directors of EXIDE INDUSTRIES LTD. having CIN L31402WB1947PLC014919 and having registered office at 59E, Chowringhee Road, Kolkata – 700 020 (hereinafter referred to as 'the Company'), produced before us by the Company for the purpose of issuing this Certificate, in accordance with Regulation 34(3) read with Schedule V Para-C Sub clause 10(i) of the Securities & Exchange Board of India (Listing Obligations and Disclosure Requirements) Regulations, 2015.

In our opinion and to the best of our information and according to the verifications (including Directors Identification Number (DIN) status at the portal www.mca.gov.in) as considered necessary and explanations furnished to us by the Company & its officers, we hereby certify that none of the Directors on the Board of the Company as stated below for the Financial Year ending on March 31, 2021 has been debarred or disqualified from being appointed or continuing as Directors of companies by the Securities & Exchange Board of India, Ministry of Corporate Affairs, or any such other Statutory Authority.

Sr. No.	Name of the Director	DIN	Date of appointment in the Company
1	Mr Gautam Chatterjee	00012306	22/07/1996
2	Mr Bharat Dhirajlal Shah	00136969	30/04/2015
3	Mr Rajan Beharilal Raheja	00037480	12/12/1991
4	Mr Subir Chakraborty	00130864	01/05/2013
5	Mr Asish Kumar Mukherjee	00131626	20/04/2007
6	Mr Arun Mittal	00412767	01/05/2016
7	Mr Surin Shailesh Kapadia	00770828	25/10/2017
8	Mr Sudhir Chand	01385201	19/10/2012
9	Ms Mona Ninad Desai	03065966	28/04/2010

Ensuring the eligibility for the appointment/ continuity of every Director on the Board is the responsibility of the Company's management. Our responsibility is to express an opinion on these based on our verification. This certificate is neither an assurance as to the future viability of the Company nor of the efficiency or effectiveness with which the management has conducted the affairs of the Company.

For **Sushil Tiwari & Associates**
Company Secretaries

Sd/-
Sushil Tiwari
Proprietor

Dated: 14.04.2021
UDIN No.: A006199C000092692

ACS no. 6199 CP no. 1903

Annexure IV

Annual Report on Corporate Social Responsibility (CSR) Activities

1. Brief outline on CSR Policy of the Company:

Our aim is to be one of the most respected companies in India delivering superior and sustainable value to all our customers, business partners, shareholders, employees and host communities.

The CSR initiatives focus on holistic development of host communities and create social, environmental and economic value to the society.

To pursue these objectives, we continue to:

- Increasingly contribute to activities that are beneficial to the society and community at large.
- Chart out a mechanism for undertaking CSR activities.
- Engage with the Company's key stakeholders in matters related to CSR activities.
- Align the CSR activities undertaken by the Company with the applicable laws.

2. Composition of CSR Committee:

Sl. No.	Name of Director	Designation / Nature of Directorship	Number of meetings of CSR Committee held during the year	Number of meetings of CSR Committee attended during the year
1	Mr Bharat D Shah	Independent & Non-executive director (Chairman)	4	4
2	Mr Sudhir Chand	Independent & Non-executive director (Member)	4	4
3	Mr Gautam Chatterjee	Executive director (Member)	4	4
4	Mr Subir Chakraborty	Executive director (Member)	4	4

3. Provide the web-link where Composition of CSR committee, CSR Policy and CSR projects approved by the board are disclosed on the website of the company.

<https://www.exideindustries.com/sustainability/>

4. Provide the details of Impact assessment of CSR projects carried out in pursuance of sub-rule (3) of rule 8 of the Companies (Corporate Social Responsibility Policy) Rules, 2014, if applicable (attach the report). Not applicable

5. Details of the amount available for set off in pursuance of sub-rule (3) of rule 7 of the Companies (Corporate Social Responsibility Policy) Rules, 2014 and amount required for set off for the financial year, if any - Not applicable

Sl. No.	Financial Year	Amount available for set-off from preceding financial years (in ₹)	Amount required to be set-off for the financial year, if any (in ₹)
		NA	
Total			

6. Average net profit of the company as per section 135(5) – ₹ 1045.52 crore

7. (a) Two percent of average net profit of the company as per section 135(5) – ₹ 20.91 crore

(b) Surplus arising out of the CSR projects or programmes or activities of the previous financial years – NIL

(c) Amount required to be set off for the financial year, if any - Not applicable

(d) Total CSR obligation for the financial year (7a+7b-7c) - ₹ 20.91 crore

8. (a) CSR amount spent or unspent for the financial year:

Total Amount Spent for the Financial Year (₹ in Lakh)	Amount Unspent (₹ in Lakh)				
	Total Amount transferred to Unspent CSR Account as per section 135(6)		Amount transferred to any fund specified under Schedule VII as per second proviso to section 135(5)		
	Amount	Date of transfer	Name of the Fund	Amount	Date of transfer
2093.59	0.00	Not applicable	Not applicable	0.00	Not applicable

(b) Details of CSR amount spent against ongoing projects for the financial year: NIL

(1)	(2)	(3)	(4)		(5)	(6)	(7)	(8)	(9)	(10)	(11)	
Sl. No.	Name of the Project	Item from the list of activities in Schedule VII to the Act	Local area (Yes/No)		Project duration	Amount allocated for the project (in ₹)	Amount spent in the current financial Year (in ₹)	Amount transferred to Unspent CSR Account for the project as per Section 135(6) (in ₹)	Mode of Implementation - Direct (Yes/No)	Mode of Implementation - Through Implementing Agency	Name	CSR Registration number
			State	District								
NIL												
Total												

(c) Details of CSR amount spent against other than ongoing projects for the financial year:

(1) Sl. No.	(2) Name of the Project	(3) Item from the list of activities in schedule VII to the Act	(4) Local area (Yes/No)	(5) Location of the project		(6) Amount spent for the project (₹ in Lakh)	(7) Mode of implementation - Direct (Yes/No)	(8) Mode of implementation - Through implementing agency	
				State	District			Name	CSR Registration number
1.	Promoting health care including preventive health care	Clause (i)	No	Maharashtra, West Bengal	Mumbai, Kolkata, Howrah, South 24 Parganas	820.26	No	Diabetics Association of India	CSR00005411
								Society for the Rehabilitation of Paraplegics	CSR00003853
								Marrow Donor Registry (India)	CSR00008317
								Cankids Kidscan	CSR00000341
								Ramakrishna Mission Belur Math & Ramakrishna Mission Seva Pratishthan	CSR00006101
								Bharat Sevashram Sangha	CSR00000812
								Indian Cancer Society	CSR00000792
2.	Eradicating hunger, poverty and malnutrition, promoting healthcare including preventive health care	Clause (i)	Yes	Haryana, Maharashtra, Tamil Nadu, West Bengal, Uttarakhand	Rewari, Raigarh, Ahmednagar, Pune, Krishnagiri, Kolkata, South 24 Parganas, Purba Medinipur, North 24 Parganas, Haridwar & Roorkee	384.36	No	YUVA Unstoppable	CSR00000473
3.	Promoting education especially among children, sanitation and making available safe drinking water, eradicating hunger, poverty and malnutrition, promoting health care including preventive health care, setting up homes for orphans and measures for reducing inequalities faced by socially and economically backward groups and including special education especially among the differently abled	Clause (i), (ii), (iii)	Yes	Maharashtra, West Bengal	Pune, Kolkata	96.76	No	Haltu Arya Balika Vidyalaya,	N/A
								The Art of Living Foundation - Project UDAAN	CSR00002469
								Child in Need Institute (CINI)	CSR00000494
								India Sponsorship Committee - Antar Bharati Balgram	CSR00001870
								Cheshire Homes- Kolkata Unit	CSR00002553

(1) Sl. No.	(2) Name of the Project	(3) Item from the list of activities in schedule VII to the Act	(4) Local area (Yes/No)	(5) Location of the project		(6) Amount spent for the project (₹ in Lakh)	(7) Mode of implementation - Direct (Yes/No)	(8) Mode of implementation - Through implementing agency	
				State	District			Name	CSR Registration number
4.	Promoting education, including special education and employment enhancing vocation skills especially among women and livelihood enhancement projects; promoting gender equality, empowering women	Clause (ii) & (iii)	Yes	West Bengal	Kolkata & Jhargram	51.42	No	CII Foundation	CSR00001013
								Sukriti Welfare Association for Women Entrepreneurs	CSR00008124
								South Gurukul Society	CSR00007823
								Udayan Care	CSR00000619
								The Bengal Chamber of Commerce & Industry	In Process
5.	Setting up old age homes, day care centers and such other facilities for senior citizens	Clause (iii)	Yes	West Bengal	Kolkata	38.72	No	Little Sisters of the Poor (Kolkata)	CSR00008979
6.	Making available safe drinking water	Clause (i)	Yes	Tamil Nadu	Krishnagiri	25.23	No	Tandarust Bharat Foundation	CSR00006624
7.	Promoting health care including preventive health care, sanitation & eradicating hunger, poverty and malnutrition and making available safe drinking water	Clause (i)	Yes	Haryana, Maharashtra, Tamil Nadu, Karnataka, West Bengal, Uttarakhand	Rewari, Raigarh, Ahmednagar, Pune, Krishnagiri, Haridwar & Roorkee	386.28	Yes	N/A	N/A
8.	Promoting education	Clause (ii)	Yes	Uttarakhand, West Bengal	Haridwar & Roorkee, Purba Medinipur	135.13	Yes	N/A	N/A
9.	Enduring environmental sustainability, ecological balance, protection of flora and fauna, animal welfare, conservation of natural resources and maintaining quality of soil, air and water	Clause (iv)	Yes	Haryana, Tamil Nadu, West Bengal	Rewari, Krishnagiri & Kolkata	130.60	Yes	N/A	N/A
10.	Rural development projects	Clause (x)	Yes	West Bengal	Purba Medinipur	20.06	Yes	N/A	N/A
Total						2088.82			

(d) Amount spent in Administrative Overheads: NIL**(e) Amount spent on Impact Assessment, if applicable: ₹ 4.77 lakh***

*Impact assessment was undertaken on voluntary basis in 2020-21, however the report is awaited.

(f) Total amount spent for the Financial Year (8b+8c+8d+8e): ₹ 2093.59 lakh

(g) Excess amount for set off, if any: NIL*

Sl. No.	Particular	Amount
(i)	Two percent of average net profit of the company as per section 135(5)	₹ 2091 lakh
(ii)	Total amount spent for the Financial Year	₹ 2093.59 lakh
(iii)	Excess amount spent for the financial year [(ii)-(i)]	₹ 2.59 lakh
(iv)	Surplus arising out of the CSR projects or programmes or activities of the previous financial years, if any	NIL
(v)	Amount available for set off in succeeding financial years [(iii)-(iv)]	NIL*

*The Company has spent ₹ 2.59 lakh in excess towards CSR, however, excess has been considered as expenditure for the FY 2020-21 and will not be carried forward for set off in the next year

9. (a) Details of Unspent CSR amount for the preceding three financial years: Not applicable

Sl. No.	Preceding Financial Year	Amount transferred to Unspent CSR Account under section 135 (6) (in ₹)	Amount spent in the reporting Financial Year (in ₹)	Amount transferred to any fund specified under Schedule VII as per section 135(6), if any			Amount remaining to be spent in succeeding financial years. (in ₹)
				Name of the Fund	Amount (in ₹)	Date of transfer	
Not Applicable							

Total

(b) Details of CSR amount spent in the financial year for ongoing projects of the preceding financial year(s): Not applicable

(1)	(2)	(3)	(4)	(5)	(6)	(7)	(8)	(9)
Sl. No.	Project ID	Name of the Project	Financial Year in which the project was commenced	Project duration	Total amount allocated for the project (in ₹)	Amount spent on the project in the reporting Financial Year (in ₹)	Cumulative amount spent at the end of reporting Financial Year (in ₹)	Status of the project - Completed / Ongoing
Not Applicable								

Total

10. In case of creation or acquisition of capital asset, furnish the details relating to the asset so created or acquired through CSR spent in the financial year**(a) Date of creation or acquisition of the capital asset(s).**

Please refer point 10(d).

(b) Amount of CSR spent for creation or acquisition of capital asset.

Please refer point 10(d).

(c) Details of the entity or public authority or beneficiary under whose name such capital asset is registered, their address etc.

Please refer point 10(d).

(d) Provide details of the capital asset(s) created or acquired (including complete address and location of the capital asset).**Capital Asset Created in FY 2020 - 21**

Sl. No.	Capital Assets created	Entity or public authority or beneficiary under whose name such capital asset is registered	Location & Complete Address	Date of creation/ acquisition of Capital Asset	Final Expenditure (₹ in Lakh)
1	60 Seater School Bus	Haltu Arya Balika Vidyalay	57, Arya Vidyalaya Road, Haltu, Kolkata - 700078	Mar-21	27.40
2	Digital Gadgets for conducting online classes	South Gurukul Society	2nd & 3rd Floor, 59A, Southern Park, Kolkata - 700029	Nov-20	0.90
3	Ambulance	Ramkrishna Mission Belur Math	Ramakrishna Math, Belur Math, Howrah 711202, West Bengal	Feb-21	18.96
4	C-Arm X-Ray Machine	Ramakrishna Seva Pratishthan	99, Sarat Bose Road, Kolkata - 700026	Mar-21	33.60
5	Maternity Medical Machinery & Equipment, Furniture & Fixture	Pranavananda Seva Niketan	Bharat Sevashram Sangha, Pranavananda Seva Niketan. Lot No. 8, Kakdwip, South 24 Parganas 743347	Mar-21	12.00
6	Medical Machinery & Equipment	Diabetic Association of India	Raheja Rugnalaya Marg, Mahim, Mumbai -400 016	Mar-21	26.35
7	Medical Beds for COVID relief support	GS Gune Ayurvedic College Mukbadhir Apanag Covid Centers Sant Tukaram Vidyalaya	GS Gune Ayurvedic College, Tilak Road Vishrambaag, Maliwada Ahmednagar - 414001	Feb-21	57.53
8	Construction of 3000 sq ft mortuary dissection hall	GS Gune Ayurvedic College		Mar-21	39.00
9	Mortuary Cabinet			Mar-21	4.43
10	Medical equipment operation support system.	B.J.Govt. Medical College & Sasoon General Hospital, Pune (new ward fully dedicated for Covid-19 patients)	B.J.Govt. Medical College & Sasoon General Hospital, Jai Prakash Narayan Road, Railway Station Rd, near Pune, Maharashtra 411001	Jul-20	7.48
11	Medical Machinery			Dec-20	20.37
12	Medical Machinery1 Anaesthesia Work Station			Jan-21	24.92

Sl. No.	Capital Assets created	Entity or public authority or beneficiary under whose name such capital asset is registered	Location & Complete Address	Date of creation/ acquisition of Capital Asset	Final Expenditure (₹ in Lakh)
13	Medical equipment & accessories	Mela Hospital, Haridwar (Dedicated to COVID-19)	Mela Hospital, Haridwar Pin Code - 249401	Jul-20	7.41
14	Medical Machinery & Equipments	Community Health Centre, Bhagwanpur	Community Health Centre, Bhagwanpur Pin Code - 247661	Jan-21	20.48
15	Medical Machinery & Equipments	Civil Hospital, Roorkee	Civil Hospital, Roorkee Pin Code - 247667	Dec-21	27.13
16	Digital hardware and software	GIC, Kunja Bhadurpur	GIC, Kunja Bhadurpur Pin Code - 247668	Feb-21	30.00
17	Civil construction for 4 laboratory facilities			Feb-21	70.00
18	Laboratory furniture, fixtures, equipment, digital hardware and software			Mar-21	16.99
19	Construction of 2500 sq ft area with 2 class rooms, staircase and 4 sanitation rooms	Khejuri College	Khejuri College, P.O - Baratala, P.S - Khejuri, District - Purba Medinipur, PIN - 721431, Contai, West Bengal	Mar-21	17.48
20	Borewell and Motor Pump	Sevaganapalli Panchayat	Near solid waste management facility, Chichuraganapalli, Sevaganapalli, Hosur, Tamilnadu - 635103	Oct-20	4.74
21	Borewell and Motor Pump	Sevaganapalli Panchayat	Back side of VGP, Kakkanur, Sevaganapalli, Hosur, Tamilnadu - 635103	Nov-20	4.74
22	Pipeline	Sevaganapalli Panchayat	Sevaganapalli water tank, Sevaganapalli, Hosur, Tamilnadu - 635103	Nov-20	8.10
23	Waste collection vehicle	Chichuraganapalli Panchayat	Solid Waste Management facility, Chichuraganapalli, Sevaganapalli, Hosur, Tamilnadu - 635103	Nov-20	4.84
24	Medical Equipments & Accessories	Primary Health Center, Bagalur	Primary Health Center, Bagalur, Hosur, Tamilnadu - 635109	Dec-20	8.54

Sl. No.	Capital Assets created	Entity or public authority or beneficiary under whose name such capital asset is registered	Location & Complete Address	Date of creation/ acquisition of Capital Asset	Final Expenditure (₹ in Lakh)
25	Waste collection vehicle	Billapura Panchayat	Billapura Grama Panchayat, Billapura, Anekal, Karnataka - 562125	Dec-20	9.70
26	Medical Equipments & Accessories	Department of Public Health, Hosur	Hosur Government Hospital and Primary Health Centre, Tamilnadu - 635126	Feb-21	2.40
27	Waste collection vehicle	Nallur Panchayat	Nallur Panchayat, Nallur, Hosur, Tamilnadu - 635121	Feb-21	10.25
28	1000 LPH RO plant	Chichuraganapalli Panchayat	Opposite to Anjeneyar temple, Chichuraganapalli, Sevaganapalli, Hosur, Tamilnadu - 635103	Mar-21	7.13
29	1000 LPH RO plant	Sokkarasanapalli Panchayat	Near government school, Sokkarasanapalli, Sevaganapalli, Hosur, Tamilnadu - 635103	Mar-21	9.14
30	1000 LPH RO plant	Kodiyalam Panchayat	Back side of Vinayagar Temple, Kodiyalam, Sevaganapalli, Hosur, Tamilnadu - 635103	Mar-21	8.96
Total					540.97

Note: Handover of all Capital Assets had been made and none of such assets are held by the Company. Necessary formalities, if any required shall also be completed in due course.

11. Specify the reason(s), if the company has failed to spend two per cent of the average net profit as per section 135(5). Not applicable

Date : 29.04.2021

Sd/-
Gautam Chatterjee
 Managing Director & CEO
 DIN: 00012306
 Place : Kolkata

Sd/-
Bharat D Shah
 Chairman of CSR committee
 DIN: 00136969
 Place : Mumbai

Annexure V

Form No. AOC - 2

(Pursuant to clause (h) of sub-section (3) of section 134 of the Act and Rule 8(2) of the Companies (Accounts) Rules, 2014)

Form for Disclosure of particulars of contracts/arrangements entered into by the company with related parties referred to in sub section (1) of section 188 of the Companies Act, 2013 including certain arm's length transaction under third proviso thereto.

1. Details of contracts or arrangements or transactions not at Arm's length basis.

Sl. No.	Particulars	Details
a)	Name(s) of the related party & nature of relationship	NIL
b)	Nature of contracts/arrangements/transaction	(All contracts or arrangements or transactions with related parties are at arm's length basis)
c)	Duration of the contracts/arrangements/transaction	
d)	Salient terms of the contracts or arrangements or transaction including the value, if any	
e)	Justification for entering into such contracts or arrangements or transactions'	
f)	Date of approval by the Board	
g)	Amount paid as advances, if any	
h)	Date on which the special resolution was passed in General meeting as required under first proviso to section 188	

2. Details of material contracts or arrangements or transactions at Arm's length basis.

Sl. No.	Particulars	Details
a)	Name(s) of the related party & nature of relationship	Chloride Metals Limited (CML) (Wholly Owned Subsidiary Company)
b)	Nature of contracts/arrangements/transaction	Purchase of lead, lead alloys and lead small parts and sale of scrap batteries
c)	Duration of the contracts/arrangements/transaction	April 2020 to March, 2021
d)	Salient terms of the contracts or arrangements or transaction including the value, if any	Value of transactions with CML amounted to ₹ 2,606.26 cr.
e)	Date of approval by the Board	February 4, 2020
f)	Amount paid as advances, if any	-

3. Details of contracts or arrangements or transactions not in the ordinary course of business:

Sl. No.	Particulars	Details
a)	Name(s) of the related party & nature of relationship	NIL
b)	Nature of contracts/arrangements/transaction	(All contracts or arrangements or transactions with related parties are in ordinary course of business)
c)	Duration of the contracts/arrangements/transaction	
d)	Salient terms of the contracts or arrangements or transaction including the value, if any	
e)	Justification for entering into such contracts or arrangements or transactions'	
f)	Date of approval by the Board	
g)	Amount paid as advances, if any	
h)	Date on which the special resolution was passed in General meeting as required under first proviso to section 188	

On behalf of the Board of Directors

Sd/-
Bharat D Shah
Chairman
DIN: 00136969
Place: Mumbai

Date: 29.04.2021

Sd/-
Gautam Chatterjee
Managing Director & CEO
DIN: 00012306
Place: Kolkata

Annexure VI

Information as per Section 134(3)(m) of the Companies Act, 2013 read with Rule 8 of the Companies (Accounts) Rules, 2014 and forming part of the Directors' Report for the year ended March 31, 2021

A. Conservation of Energy

(i) The steps taken or impact on conservation of energy

Your Company is primarily focused on enhancing energy efficiency and striving to achieve excellence in cost competitiveness, as energy cost is one of the key components of cost element of conversion cost. This is in line with our commitment towards minimizing the effects of climate change by reducing Carbon foot print and GHG emissions. A dedicated energy management cell, formed at corporate level drives our energy efficiency initiatives.

Your Company has been implementing short and medium-term actions to improve the energy efficiency and also adheres to the energy efficient practices & methods for cost competitiveness and promoting energy efficiency throughout the supply chain.

Energy Efficiency improvement has been one of the top priority of the company. Energy Initiatives were spread across all factories under close supervision of Corporate Energy Cell, resulting into 1% improvement in Consumption (KWH/MAh) & 13% improvement Carbon Foot Print (Tonne/MAh) over last year.

As part of the green energy initiative undertaken by the Company, the net solar energy usage increased to 541.77 Lakh kWh during the financial year 2020-21. This increased the percentage of usage of Green Energy vs Brown Energy to 15% as compared to 2.2% achieved in the previous financial year 2019-20.

Some of the initiatives undertaken by your Company for energy conservation are:

1. Energy performance of individual manufacturing units have been analysed to identify the major source of inefficiency (sections/process level) in accordance with Energy Management System (EnMS) ISO 50001 standard guideline.
2. Continuing Energy Stewardship "Energy Circle" team to conserve the energy and use it efficiently.

3. Operational Control on daily/ hourly consumption of energy on different process centers, highlighting sections of high consumption against target through Dashboard is in practice.

Ahmednagar plant

- Achieved saving through rooftop and ground mounted solar panels.
- Replaced main header line from 2" to 4" in E5 & E6 connecting header line for compressed air for reduction in air pressure drop.
- Implemented double stroke for proper runner ejection at Lac30 machines to improve productivity and reduce recycling.
- Automatic Stoppage of conveyor of engraving machine after idling time for 2 minutes.
- Provided interlock of feeding conveyor with Air Leak Tester for optimum use of energy.
- Cost saving achieved by Contract demand reduction during lockdown period.

Bawal plant

- Achieved Power cost saving through usage of IEX Power.
- Achieved optimal speed of Blower through Installation of VFD in Ball Mill
- Replaced identified energy inefficient motor re-winded motor with energy efficiency IE2 motor.
- Installed Energy efficient screw Air-compressor with variable speed drive (VSD).

Chinchwad plant

- Achieved Energy Savings of 10KWH/MT replacing higher capacity Motors (Above 25H.P) with IE3 Motors.

- Monthly compressed air leakage test to identify and close of leakage points to achieve compressed air savings.
- High capacity motors driven by VFD and speed optimized to achieve energy saving of 8KWH/MT.
- Culture of Switching off equipment while not in Run has been established and compliance is monitored.
- VFD installed with a) Fresh air system blower to reduce speed during cold seasons b) Dust Collector System to optimize blower speed c) Curing Ovens to reduce speed d) FDO blower to lower speed. This resulted into savings of 15KWH/MT of lead.
- 50HP Hydraulic power pack motor system conversion into 20HP hydraulic system for power savings.
- Flow control valve provided at the inlet of Main Line feeding to casting machines to control fluctuations
- Express feeder commissioning has given benefit in Ball Mill area, loss due to power failure is eliminated because after power failure we require to start mill operation, during which 200HP motor used to operate for 2 hours to achieve operating temperature without oxide output.

Haldia plant

- Modified compressed air distribution line at Haldia-Auto assembly with low loss "AL" pipe, appropriate pipe size & ring main for reduction in line pressure drop & air leakages.
- Installed Energy efficient screw Air-compressor with Super premium efficiency IE4 motor in-place of inefficient air-compressor.
- Installed timer to control usage of energy in APC Fan blowers & cooling fans.
- Implemented action to improve and sustain power factor.
- Used of trans vector nozzle in place of open blow pipe of 6 mm & 12 mm tube in assembly section for cleaning purpose.

Hosur plant

- Installed time controller for Strip caster scrubber fan blower.
- Calcium Zone 3 pipe modified to accommodate one more casting m/c in which new zone requirement is been avoided
- Installed VFD to control the speed of Curing oven circulation motor.
- Installed Solar UPS system for street light.
- Automated the Expander Strip airflow for cleaning.
- Installed VFD to control the speed of Assembly 3 ICW conveyor motor.
- Automatic Switching of Man Coolers in VRLA Plant., (13 Nos- Bay-11 and 6 Nos - Large Assembly) with digital timer switch to avoid idle running during scheduled breaks or shift changeover.
- Auto Cut Off through Level Sensor installation in Overhead Tank (used in cooling tower) of charging area to stop pump operation when level meets the process requirement.
- Idle run of motor eliminated for FOP2 Flash Drying Oven Exhaust Circulation Motor & Conveyor.

Shyamnagar plant

- Auto Cut off system for eliminating idle run of man coolers implemented.
- Stopped the circulating water pumps in cooling towers by redesigning pipe line.
- Optimized the pump capacity by replacing higher kW Circulating pumps with lower kW in Battery Charging cooling tower.
- Optimization of compressed air usages by leakage test and closure, VSD, Automatic Air purging.
- Implemented actions to improve and sustain power factor.
- Installed 50 HP VFD for plate cutting D.E System exhaust blower to control the operation.

Taloja plant

- Use of IE-4 Energy efficient motor for D&F blowers, Mill motors- resulted in saving of ₹ 9.72 Lakh.
- Use of VFD based panel to battery washer blower motor.
- Use of Solar Power through open access system- Unit generated 63.97 Lakh, Saving Achieved ₹ 122.87 Lakh.
- Dedicated HT power line laid by MSECDL for reduction in DG usage by 42%.
- Installed AC saver device at 10 locations through temperature lock to 25°C
- Changed the bag filter purging from time based to differential pressure based (dp transmitter) in bag filters
- Used 100 % recycled water for gardening and floor washing.
- Installation of 1000 KVAR APFC for maintaining 0.99 power factor
- Strip caster machine with 02 lead pots instead of 03 pots resulting in LPG & electricity reduction.

(ii) The steps taken by the Company for utilising alternate sources of energy:

As part of the green energy initiative, the Company significantly increased its usage of solar energy (which is relatively cleaner and environment friendly) which went upto 541.77 lakh kWh during the financial year 2020-21. The details of implementing solar energy drive in the Company is given below:

- Rooftop solar at manufacturing facilities.

Manufacturing Units	FY 2020-21 Cumulative Generation (In Lakh KWh)
EXIDE (EIL) (Overall)	23
EIL- Bawal	1.9
EIL- Hosur	14.1
EIL- Taloja	7

- Details of purchase of solar energy through onsite rooftop (capacity of 4.7 MWp) and off-site ground arrangement (capacity 67.5 MWh) vide a long term Power Purchase Agreement with solar power developer is given below:

Manufacturing Units	Cumulative Generation (FY'20-21), Lakh KWH (Roof Top)	Cumulative Generation (FY'20-21), Lakh KWH (Ground Mounted)
EXIDE (Overall)	40.8	478
EIL-Ahmednagar	9.8	53.9
EIL-Chinchwad	4.1	52.8
EIL-Taloja		51.9
EIL-Bawal		0.0
EIL-Haldia	8.2	0.0
EIL-Hosur	16.1	319.4
EIL-Shyamnagar	2.6	0.0

(iii) The capital investment made by the Company on energy conservation equipment during the financial year ended March 31, 2021: ₹ 100,15,627/-

B. TECHNOLOGY ABSORPTION

I. Technology Absorption, Adaptation and Innovation

In order to maintain and consolidate its leadership position, your Company continue to work on widening its product portfolio and bringing in the latest manufacturing practices so that it can offer the exact solution required by users, both in the country and abroad. The R&D department strives to introduce novel, efficient, and cost-effective alternative materials as well as advanced manufacturing techniques in the factories. Your Company also acquires the latest technologies through technical collaboration agreements with leading international battery manufacturers from across the globe. They bring technical knowhow, as well as first-hand experience of challenges encountered in successful battery operation in different parts of the world, a knowledge that your Company needs to succeed in

the international as well as the national market. The R&D department provides the interface between the company's priorities and the collaborator's technology.

Introduction of new technologies, new products or new manufacturing process as well as upgradation of the existing range, with help from collaborators is a continuous process. This happens normally through multiple visits from either side, intense rounds of prototype evaluations, exchange of test data and information, before a design gets finalized and adopted for introduction. In a 'pandemic' year this should have been a challenge due to restrictions in travel. Yet, aligning with the global adjustments, your Company overcame this challenge by substituting physical travel of engineers with more frequent and more intense virtual meetings between the engineers of the two sides. Significant development work could be completed or progressed through regular planned interaction, discussing ideas, data so that any gap, if it arose, could be quickly closed.

Working as above, the most significant work completed during the year under review was the completion of the development of the M3 compliant "Enhanced Flooded Battery" (EFB) battery required for state-of-art passenger vehicles with "Idling Stop

System" (ISS) features. This was only possible for the intense interactions that took place between a team of dedicated engineers designated by Moura Battery, Brazil and the Exide team. The samples are under advanced stage of certification in the German laboratories of a vehicle manufacturer in India. Regular commencement of supplies to this OEM is scheduled towards the later part of the current year.

During the year with sustained support provided by the engineers of Furukawa Battery, Japan almost the entire range of currently manufactured batteries for two-wheelers could be upgraded to BS VI vehicle requirement compatible. A major long term development activity taken up with technology support of 'Advanced Battery Concepts', USA has remained on course with proto testing having now moved out of the laboratory to vehicle level testing.

II. Benefits

Introduction of new products/processes has helped the Company to meet the emerging market needs and maintain its technological leadership. Significant benefits have been derived by way of enhanced market penetration by meeting the specific requirements of international and domestic vehicle manufacturers and the highly quality-conscious export markets.

III. Particulars of Imported Technology in the last 3 years

Sl. No.	Technology Imported	Year of Import	Has Technology been absorbed	If not fully absorbed, reasons and future action plan
1	Valve Regulated Lead Acid Storage Batteries (VRLA) for Motorcycles with Furukawa Battery Co. Ltd., Japan for Bawal and Ahmednagar Plants.	Since March 9, 2007. Current arrangement is effective from April 1, 2020 and is valid till March 31, 2025.	Agreement is for Technical Assurances under license for continuous improvements in manufacturing technology, process etc. of different products and is in progress.	Since the technology is continuous, the Agreement will be ongoing
2	Automotive Batteries with C21 Alloy and C21 Technology with Furukawa Battery Co. Ltd., Japan for Taloja and Bawal Plants.	Since December 1, 2010. Current arrangement is effective from December 1, 2020 and is valid till November 30, 2022.	Agreement is for Technical Assistance for continuous improvements in manufacturing technology of different products and is in progress	Since the technology is continuous, the Agreement will be ongoing

Sl. No.	Technology Imported	Year of Import	Has Technology been absorbed	If not fully absorbed, reasons and future action plan
3	Automotive Technical Assistance/Collaboration Agreement with Furukawa Battery Co. Ltd., Japan for Talaja and Bawal Plants	Since 1987-1988. Current arrangement is effective from December 1, 2020 and is valid till November 30, 2025	Agreement is for Technical Assistance for continuous improvements in manufacturing technology of different products and is in progress.	Since the technology is continuous, the Agreement will be ongoing
4	Automotive Batteries for Idling Stop System (ISS) with Furukawa Battery Co. Ltd., Japan for Talaja and Bawal Plants.	Since February 1, 2010. Current arrangement is effective from February 1, 2020 and is valid till January 31, 2025	Agreement is for Technical Assistance for continuous improvements in manufacturing technology of different products and is in progress.	Since the technology is continuous, the Agreement will be ongoing
5	Lead Acid Batteries, used for Automotive, Industrial, Motor Cycle and Other Applications from East Penn Manufacturing Co., USA.	Since January 15, 2017 and is valid upto January 14, 2022	Agreement is for Technical Collaboration and Assistance for continuous improvements in manufacturing technology of different products. and is in progress	Since the technology is continuous, the Agreement will be ongoing
6	Special Conventional Batteries for Automotive Applications having positive electrode plates and expanded grids with Shin-Kobe Electric Machinery Co. Ltd. Japan for Shamnagar, Haldia, Chinchwad and Hosur.	Since February 3, 2013 and is valid upto February 2, 2023	Agreement is for Technical License and Assistance for continuous improvements in manufacturing technology of different products and is in progress	Since the technology is continuous, the Agreement will be ongoing
7	Li-ion Batteries for use in Motive Power and Energy Storage System with Zhejiang Chaowei Chuangyuan Shiye Co. Ltd. Group, China.	Since January 3, 2017 and is valid till January 2, 2025	Agreement is for Technical Assistance/Collaboration for continuous improvements in manufacturing technology of different products and is in progress	Since the technology is continuous, the Agreement will be ongoing
8	Energy Storage Solution (ESS) centered around Ultra Battery Technology with Smart Storage Pty Ltd. Australia (Ecoult).	Since January 1, 2017 and is valid upto December 31, 2021	Agreement is to establish collaborative technology and joint marketing program to create and offer ESS Solutions and Storage Blocks and is in progress	Since the technology is continuous, the Agreement will be ongoing
9	Ultra Battery (UB) Technology for stationary industrial and other battery applications from East Penn Manufacturing Co., USA.	Since January 1, 2017 and is valid upto December 31, 2021	Agreement is for Patent Sub-License of UB Technologies i.e. integration of lead acid batteries with Ultra-capacitors for continuous improvements in manufacturing technology of different products and is in progress	Since the technology is continuous, the Agreement will be ongoing

Sl. No.	Technology Imported	Year of Import	Has Technology been absorbed	If not fully absorbed, reasons and future action plan
10	Bi-Polar Lead Acid Storage Batteries from Advanced Battery Concepts, LLC, USA.	Since December 18, 2017 and is valid upto December 17, 2037.	Agreement is for Technical Assistance License for continuous improvements in manufacturing technology of Bi-polar Lead Acid Batteries and is in progress	Since the technology is continuous, the Agreement will be ongoing
11	Enhanced Flooded Batteries (EFB), Heavy Duty Batteries (HDB), Motorcycle AGM Batteries (MAB) and Stationary Flooded Batteries (SFB), referred to as Moura High Efficiency (MHE) Batteries from Acumuladores Moura S.A., Brazil.	Since February 26, 2018 and is valid upto February 25, 2028	Agreement is for Technology Licensing to design, manufacture, produce, sell, maintain and for continuous improvements in manufacturing technology of Moura High Efficiency (MHE) Batteries and is in progress	Since the technology is continuous, the Agreement will be ongoing.
12	Pocket Type Nickel - Cadmium Alkaline Storage Battery and Sintered Type Nickel-Cadmium Alkaline Storage Battery referred to as 'Alkaline Battery' for emergency power supply of electrical train and wide range of industrial electric equipment from The Furukawa Battery Co. Ltd., Japan	Since July 11, 2018 and is valid upto July 10, 2023	Agreement is for Technological Assistance and Support with all necessary know-how and technical information for continuous improvements in manufacturing technology of Alkaline Batteries and is in progress	Since the technology is continuous, the Agreement will be ongoing.
13	Ultra Battery (UB) Technologies for automotive applications from The Furukawa Battery Co. Ltd., Japan.	Since July 19, 2018 and is valid till the last Patent and Patent Applications lapses, ceases or expires or all payment obligations under the sub-license agreement dated July 19, 2018 are fully discharged by Exide Industries Limited	Agreement is for Patent Sub-License of Ultra Batteries (UB) Technologies i.e. integration of lead acid batteries with ultra-capacitors under Ultra Battery (UB) Patents and Patent Applications for use in automotive applications and for continuous improvements in manufacturing technology of Ultra Batteries and is in progress	Since the technology is continuous, the Agreement will be ongoing.

Sl. No.	Technology Imported	Year of Import	Has Technology been absorbed	If not fully absorbed, reasons and future action plan
14	Ultra Batteries (UB) Technologies for use in automotive applications from The Furukawa Battery Co. Ltd, Japan.	Since October 22, 2018 and is valid upto October 21, 2023.	Agreement is for Technical Assistance and Technological Support in respect of Ultra Batteries (UB) Technologies i.e. lead acid batteries integrated with ultra-capacitors under Ultra Batteries Patents (UB1, UB2 and UB3) and for continuous improvements in manufacturing technology of Ultra Batteries and is in progress	Since the technology is continuous, the Agreement will be ongoing.
15	Battery Monitoring and Management System (BMMS) License centered around Ultra Battery Technology from Smart Storage Pty Ltd. Australia (Ecoult).	Since May 31, 2017 and is valid upto May 30, 2022	Agreement is for Manufacturing License of BMS Hardware and to exploit the BMMS and for continuous improvements in manufacturing technology of BMMS and is in progress	Since the technology is continuous, the Agreement will be ongoing.

IV. Expenditure on Research & Development

The capital and revenue expenditure on R & D were ₹ 1.94 crore and ₹ 18.08 crore respectively, aggregating to ₹ 20.02 crore

Total R & D expenditure as percentage of Net Turnover: 0.20 per cent

C. Foreign Exchange – Earnings and Outgoings

Total Foreign Exchange used and earned:

Used : ₹ 983.88 crore

Earned : ₹ 645.11 crore

On behalf of the Board of Directors

Sd/-
Bharat D Shah
Chairman
DIN: 00136969
Place: Mumbai

Sd/-
Gautam Chatterjee
Managing Director & CEO
DIN: 00012306
Place: Kolkata

Date: 29.04.2021

Annexure VII

Particulars of Employees Pursuant to Section 197 of the Companies Act, 2013 read with Rule 5(1) of the Companies (Appointment and Remuneration of Managerial Personnel) Rules, 2014

Requirements of Rule 5(1)	Details
The ratio of the remuneration of each Executive director to the median remuneration of the employees of the Company for the financial year	Directors: Mr Gautam Chatterjee : 37x Mr A K Mukherjee : 21x Mr Subir Chakraborty : 16x Mr Arun Mittal : 13x
The percentage increase in remuneration of each Executive Director, Chief Financial Officer, Chief Executive Officer, Company Secretary or Manager, if any in the financial year	Directors: Mr Gautam Chatterjee : Nil Mr A K Mukherjee : Nil Mr Subir Chakraborty : Nil Mr Arun Mittal : Nil Key Managerial Personnel: Mr Jitendra Kumar : Nil
The percentage increase in the median remuneration of employees in the financial year	Nil
The number of permanent employees on the rolls of company	5,202 employees as on 31.03.2021
Average percentiles increase already made in the salaries of employees other than the managerial personnel in the last financial year and its comparison with the percentile increase in the managerial remuneration and justification thereof and point out if there are any exceptional circumstances for increase in the managerial remuneration;	Average Salary increase of non-managerial employees is 2% Average Salary increase of managerial employees is Nil There are no exceptional circumstances in increase in managerial remuneration. However, due to exceptional situation that prevailed all over the country during the financial year ended March 31, 2021 because of the COVID 19 pandemic, the Company in order to conserve its liquidity position, did not increase the salary of its managerial employees for this year.
Affirmation that the remuneration is as per the remuneration policy of the company.	Remuneration paid during the year ended March 31, 2021 is as per the Remuneration Policy of the Company.

On behalf of the Board of Directors

Sd/-
Bharat D Shah
Chairman
DIN: 00136969
Place: Mumbai

Date: 29.04.2021

Sd/-
Gautam Chatterjee
Managing Director & CEO
DIN: 00012306
Place: Kolkata

Note: (a) The Non-Executive Directors of the Company are entitled for sitting fees and commission as per the statutory provisions and within the limits approved by the Members. The details of remuneration of Non-Executive Directors are provided in the Corporate Governance Report.

(b) Remuneration details given above is computed on the basis of basic salary.

Independent Auditors' Report

To the Members of Exide Industries Limited

Report on the Audit of the Standalone Financial Statements

Opinion

We have audited the standalone financial statements of Exide Industries Limited ("the Company"), which comprise the standalone balance sheet as at 31 March 2021, and the standalone statement of profit and loss (including other comprehensive income), standalone statement of changes in equity and standalone statement of cash flows for the year then ended, and notes to the standalone financial statements, including a summary of the significant accounting policies and other explanatory information (hereinafter referred to as "the standalone financial statements").

In our opinion and to the best of our information and according to the explanations given to us, the aforesaid standalone financial statements give the information required by the Companies Act, 2013 ("Act") in the manner so required and give a true and fair view in conformity with the accounting principles generally accepted in India, of the state of affairs of the Company as at 31 March 2021, and profit and other comprehensive income, changes in equity and its cash flows for the year ended on that date.

Description of Key Audit Matter

Provision for warranties

See note 25 to the standalone financial statements

The key audit matter	How the matter was addressed in our audit
The Company provides warranty for sale of its products. The calculation of costs (of repairing and replacing the product which is ascertained to be faulty) in respect of future warranty claims requires application of estimation techniques.	In view of the significance of the matter we applied the following audit procedures in this area, among others to obtain sufficient appropriate audit evidence: <ul style="list-style-type: none"> Assessed the appropriateness of accounting policy for provision of warranties as per relevant accounting standard;

Basis for Opinion

We conducted our audit in accordance with the Standards on Auditing (SAs) specified under section 143(10) of the Act. Our responsibilities under those SAs are further described in the **Auditor's Responsibilities for the Audit of the Standalone Financial Statements** section of our report. We are independent of the Company in accordance with the Code of Ethics issued by the Institute of Chartered Accountants of India together with the ethical requirements that are relevant to our audit of the standalone financial statements under the provisions of the Act and the Rules thereunder, and we have fulfilled our other ethical responsibilities in accordance with these requirements and the Code of Ethics. We believe that the audit evidence we have obtained is sufficient and appropriate to provide a basis for our opinion on the standalone financial statements.

Key Audit Matters

Key audit matters are those matters that, in our professional judgment, were of most significance in our audit of the standalone financial statements of the current period. These matters were addressed in the context of our audit of the standalone financial statements as a whole, and in forming our opinion thereon, and we do not provide a separate opinion on these matters.

Provision for warranties (Contd..)

See note 25 to the standalone financial statements (Contd..)

The key audit matter	How the matter was addressed in our audit
The provision for warranty is computed based on sales volume and historical information about product failures (and consequential repairs and returns), adjusted for the key developments occurring during the year which may affect the liability.	<ul style="list-style-type: none"> Tested the design, implementation and operating effectiveness of key controls associated with the process of computation of the provision for warranties; Evaluated the warranty provision model. This included evaluation of the reasonableness of the relevant assumptions, the relevance and reliability of underlying data (including cost of repairs and returns)
The estimation of warranty provision is associated with estimation uncertainties.	<ul style="list-style-type: none"> Performed retrospective review of the management estimate by comparing costs incurred during the current financial year to the previously recognised corresponding provision. We also considered the existence of any indicators of significant product defect occurring during the year and subsequent to the year-end that would significantly affect the estimates of the year end warranty provision.
Given the level of estimation uncertainties and quantitative significance of the provision for warranty as at 31 March 2021, we have determined this to be a key audit matter.	

Incentives under customer loyalty programmes

See note 23 and 24 to the standalone financial statements

The key audit matter	How the matter was addressed in our audit
The Company gives incentives to its dealers through customer loyalty programmes.	In view of the significance of the matter we applied the following audit procedures in this area, among others to obtain sufficient appropriate audit evidence: <ul style="list-style-type: none"> Evaluated the appropriateness of the Company's accounting policy relating to the incentives provided under the customer loyalty programme; Tested the design, implementation and operating effectiveness of the Company's controls over computation of incentives and payout against the corresponding liability Evaluated the model used for estimating the liability including the relevance and reliability of underlying historical data, developments during the year and assumptions used Performed retrospective review of the management's estimate by comparing utilisation of incentives with previously recognised corresponding liability. We also considered the developments during the year and subsequent to the year-end that would significantly affect the measurement of the year end incentive liability.
Due to the multitude of schemes and a large variety of contractual terms across the various markets of the Company, the calculation of these incentives is considered to be complex. The amount of such incentive is also significant.	
In view of the above, we determined this matter to be a key audit matter.	

Information Other than the Standalone Financial Statements and Auditors' Report Thereon

The Company's management and Board of Directors are responsible for the other information. The other information comprises the information included in the Company's annual report, but does not include the financial statements and our auditors' report thereon.

Our opinion on the standalone financial statements does not cover the other information and we do not express any form of assurance conclusion thereon.

In connection with our audit of the standalone financial statements, our responsibility is to read the other information and, in doing so, consider whether the other information is materially inconsistent with the standalone financial statements or our knowledge obtained in the audit or otherwise appears to be materially misstated. If, based on the work we have performed, we conclude that there is a material misstatement of this other information, we are required to report that fact. We have nothing to report in this regard.

Management's and Board of Directors' Responsibility for the Standalone Financial Statements

The Company's Management and Board of Directors are responsible for the matters stated in section 134(5) of the Act with respect to the preparation of these standalone financial statements that give a true and fair view of the state of affairs, profit/loss and other comprehensive income, changes in equity and cash flows of the Company in accordance with the accounting principles generally accepted in India, including the Indian Accounting Standards (Ind AS) specified under section 133 of the Act. This responsibility also includes maintenance of adequate accounting records in accordance with the provisions of the Act for safeguarding of the assets of the Company and for preventing and detecting frauds and other irregularities; selection and application of appropriate accounting policies; making judgments and estimates that are reasonable and prudent; and design, implementation and maintenance of adequate internal financial controls that were operating effectively for ensuring accuracy and completeness of the accounting records, relevant to the preparation and presentation of the standalone financial statements that give a true and fair view and are free from material misstatement, whether due to fraud or error.

In preparing the standalone financial statements, the Management and Board of Directors are responsible for assessing the Company's ability to continue as a going concern, disclosing, as applicable, matters related to going concern and using the going concern basis of accounting unless the Board of Directors either intends to liquidate the Company or to cease operations, or has no realistic alternative but to do so.

The Board of Directors is also responsible for overseeing the Company's financial reporting process.

Auditor's Responsibilities for the Audit of the Standalone Financial Statements

Our objectives are to obtain reasonable assurance about whether the standalone financial statements as a whole are free from material misstatement, whether due to fraud or error, and to issue an auditor's report that includes our opinion. Reasonable assurance is a high level of assurance, but is not a guarantee that an audit conducted in accordance with SAs will always detect a material misstatement when it exists. Misstatements can arise from fraud or error and are considered material if, individually or in the aggregate, they could reasonably be expected to influence the economic decisions of users taken on the basis of these standalone financial statements.

As part of an audit in accordance with SAs, we exercise professional judgment and maintain professional skepticism throughout the audit. We also:

- Identify and assess the risks of material misstatement of the standalone financial statements, whether due to fraud or error, design and perform audit procedures responsive to those risks, and obtain audit evidence that is sufficient and appropriate to provide a basis for our opinion. The risk of not detecting a material misstatement resulting from fraud is higher than for one resulting from error, as fraud may involve collusion, forgery, intentional omissions, misrepresentations, or the override of internal control.
- Obtain an understanding of internal control relevant to the audit in order to design audit procedures that are appropriate in the circumstances. Under section 143(3) (i) of the Act, we are also responsible for expressing our opinion on whether the company has adequate internal financial controls with reference to financial statements in place and the operating effectiveness of such controls.

- Evaluate the appropriateness of accounting policies used and the reasonableness of accounting estimates and related disclosures in the standalone financial statements made by the Management and Board of Directors.
- Conclude on the appropriateness of the Management and Board of Directors use of the going concern basis of accounting and, based on the audit evidence obtained, whether a material uncertainty exists related to events or conditions that may cast significant doubt on the Company's ability to continue as a going concern. If we conclude that a material uncertainty exists, we are required to draw attention in our auditor's report to the related disclosures in the standalone financial statements or, if such disclosures are inadequate, to modify our opinion. Our conclusions are based on the audit evidence obtained up to the date of our auditor's report. However, future events or conditions may cause the Company to cease to continue as a going concern.
- Evaluate the overall presentation, structure and content of the standalone financial statements, including the disclosures, and whether the standalone financial statements represent the underlying transactions and events in a manner that achieves fair presentation.

We communicate with those charged with governance regarding, among other matters, the planned scope and timing of the audit and significant audit findings, including any significant deficiencies in internal control that we identify during our audit.

We also provide those charged with governance with a statement that we have complied with relevant ethical requirements regarding independence, and to communicate with them all relationships and other matters that may reasonably be thought to bear on our independence, and where applicable, related safeguards.

From the matters communicated with those charged with governance, we determine those matters that were of most significance in the audit of the standalone financial statements of the current period and are therefore the key audit matters. We describe these matters in our auditors' report unless law or regulation precludes public disclosure about the matter or when, in extremely rare circumstances, we determine that a matter should not be communicated in our report because the adverse consequences of doing so would reasonably be expected to outweigh the public interest benefits of such communication.

Report on Other Legal and Regulatory Requirements

1. As required by the Companies (Auditors' Report) Order, 2016 ("the Order") issued by the Central Government in terms of section 143 (11) of the Act, we give in the "Annexure A" a statement on the matters specified in paragraphs 3 and 4 of the Order, to the extent applicable.
2. As required by Section 143(3) of the Act, we report that:
 - a) We have sought and obtained all the information and explanations which to the best of our knowledge and belief were necessary for the purposes of our audit.
 - b) In our opinion, proper books of account as required by law have been kept by the Company so far as it appears from our examination of those books.
 - c) The standalone balance sheet, the standalone Statement of Profit and Loss (including other comprehensive income), the standalone statement of changes in equity and the standalone statement of cash flows dealt with by this report are in agreement with the books of account.
 - d) In our opinion, the aforesaid standalone financial statements comply with the Ind AS specified under section 133 of the Act.
 - e) On the basis of the written representations received from the directors as on 31 March 2021 taken on record by the Board of Directors, none of the directors is disqualified as on 31 March 2021 from being appointed as a director in terms of Section 164(2) of the Act.
 - f) With respect to the adequacy of the internal financial controls with reference to financial statements of the Company and the operating effectiveness of such controls, refer to our separate Report in "Annexure B".
 - g) With respect to the other matters to be included in the Auditors' Report in accordance with Rule 11 of the Companies (Audit and Auditors) Rules, 2014, in our opinion and to the best of our information and according to the explanations given to us:
 - i. The Company has disclosed the impact of pending litigations as at 31 March 2021 on its

- financial position in its standalone financial statements - Refer Note 37 to the standalone financial statements;
- ii. The Company did not have any long-term contracts including derivative contracts for which there were any material foreseeable losses.
 - iii. There has been no delay in transferring amounts, required to be transferred, to the Investor Education and Protection Fund by the Company.
 - iv. The disclosures in the standalone financial statements regarding holdings as well as dealings in specified bank notes during the period from 8 November 2016 to 30 December 2016 have not been made in these financial statements since they do not pertain to the financial year ended 31 March 2021.

3. With respect to the matter to be included in the Auditors' Report under section 197(16):

In our opinion and according to the information and explanations given to us, the remuneration paid by the company to its directors during the current year is in accordance with the provisions of Section 197 of the Act. The remuneration paid to any director is not in excess of the limit laid down under Section 197 of the Act. The Ministry of Corporate Affairs has not prescribed other details under Section 197(16) which are required to be commented upon by us.

For B S R & Co. LLP

Chartered Accountants

Firm's Registration Number: 101248W/W-100022

Sd/-

Jayanta Mukhopadhyay

Partner

Place: Kolkata

Date: 29 April 2021

Membership Number: 055757

UDIN: 21055757AAAABC3534

Annexure A to the Independent Auditor's Report on the standalone financial statements of Exide Industries Limited for the year ended 31 March 2021

Report on the matters specified in paragraphs 3 and 4 of Companies (Auditor's Report) Order, 2016 to the aforesaid standalone financial statements under Section 143(11) of the Companies Act, 2013

(Referred to in paragraph 1 under 'Report on Other Legal and Regulatory Requirements' section of our report of even date)

We report that:

- (i) (a) The Company has maintained proper records showing full particulars, including quantitative details and situation of fixed assets.
- (b) The Company has a regular programme of physical verification of its fixed assets by which fixed assets are verified in a phased manner over a period of three years. In our opinion, this periodicity of physical verification is reasonable having regard to the size of the Company and the nature of its assets. In accordance with this programme, certain fixed assets were verified during the year and no material discrepancies were noticed on such verification.
- (c) According to the information and explanations given to us and on the basis of our examination of the records of the Company, the title deeds of immovable properties are held in the name of the Company, except the following:

(₹ in crores)

Total number of Cases	Class of Asset	Gross Block at 31 March 2021	Net Block at 31 March 2021
3	Residential Apartments	2.55	1.60
1	Leasehold land	41.00	36.89

- (ii) The inventory, except goods in transit and stocks lying with third parties, have been physically verified by the management during the year. In our opinion, the frequency of such verification is reasonable. The discrepancies noticed on verification between the physical stock and the book records were not material. For stocks lying with third parties at the year-end, written confirmations have been obtained by the Management.
- (iii) According to the information and explanation given to us, the Company has not granted any loans, secured or unsecured to companies, firms, Limited Liability

Partnerships or other parties covered in the register maintained under section 189 of the Act. Accordingly, the provisions of paragraph 3(iii) of the Order are not applicable to the Company.

- (iv) According to the information and explanations given to us, the Company has not granted any loans or provided any guarantee or security during the year that would attract provisions of section 185 and 186 of the Act. The provisions of section 186 of the Act in respect of investments made, have been complied with by the Company.
- (v) In our opinion and according to the information and explanations given to us, the Company has not accepted deposits as per the directives issued by the Reserve Bank of India under the provisions of section 73 to 76 or any other relevant provisions of the Act and the rules framed thereunder. Accordingly, the provisions of paragraph 3(v) of the Order are not applicable to the Company.
- (vi) We have broadly reviewed the books of account maintained by the Company pursuant to the rules prescribed by the Central Government for maintenance of cost records under Section 148(1) of the Act and are of the opinion that, prima facie, the prescribed accounts and records have been made and maintained. However, we have not made a detailed examination of the records with a view to determine whether they are accurate or complete.
- (vii) (a) According to the information and explanations given to us and on the basis of our examination of the records of the Company, amounts deducted/ accrued in the books of account in respect of undisputed statutory dues including Provident Fund, Employees' State Insurance, Income-tax, Goods and Service Tax, duty of customs, cess and other material statutory dues have been regularly deposited during the year by the Company with the appropriate authorities. As explained to us by the management, the Company did not have any dues on account of Sales Tax, Service Tax, duty of excise and Value Added Tax.

According to the information and explanations given to us, no undisputed amounts payable in respect of Provident Fund, Employees' State Insurance, Income-tax, Goods and Service Tax, duty of customs, cess and other material statutory dues were in arrears as at 31 March 2021 for a period of more than six months from the date they became payable.

- (b) According to the information and explanations given to us, there are no dues of Income Tax, Sales Tax, Service Tax, duty of customs, duty of excise and Value Added Tax which have not been deposited with the appropriate authorities on account of any dispute, except the following:

(₹ in Crores)

Name of the Statute	Nature of the dues	Amount	Period to which the amount relates	Forum where dispute is pending
The Central Sales Tax Act, 1956	Sales tax (including interest and penalty, as applicable)	12.00	1997-98 to 2017-18	Appellate Authority up to Commissioner's level
The Central Sales Tax Act, 1956	Sales tax (including interest and penalty, as applicable)	0.99	2000-01 to 2015-16	Sales Tax Appellate Tribunals of various states
Various State Sales Tax Act	Sales tax (including interest and penalty, as applicable)	57.96	1997-98 to 2017-18	Appellate Authority up to Commissioner's level
Various State Sales Tax Act	Sales tax (including interest and penalty, as applicable)	4.00	2000-01 to 2015-16	Value Added Tax Appellate of various states
Various State Sales Tax Act	Sales tax (including interest and penalty, as applicable)	0.19	2000-01 and 2008-09	High Courts of various states
Service tax (Finance Act, 1994)	Service tax (including interest and penalty, as applicable)	9.52	2005-06 to 2010-11	Appellate Authority up to Commissioner's level
Service tax (Finance Act, 1994)	Service tax (including interest and penalty, as applicable)	25.05	2009-10 to 2015-16	Customs, Excise and Service Tax Appellate Tribunals of various states
The Central Excise Act, 1944	Excise duty (including interest and penalty, as applicable)	1.51	2007-08 to 2016-17	Appellate Authorities up to Commissioner level
The Central Excise Act, 1944	Excise duty (including interest and penalty, as applicable)	9.18	2002-03 to 2015-16	Customs, Excise and Service Tax Appellate Tribunals of various states
Customs Act, 1962	Custom duty (including interest and penalty, as applicable)	4.52	2010-11	Customs, Excise and Service Tax Appellate Tribunals, Mumbai

*Amounts are net of pre-deposits, made under protest, aggregating to ₹ 13.73 crores

(viii) In our opinion and according to the information and explanations given to us, the Company has not defaulted in the repayment of loans or borrowings from financial institutions or banks. The Company did not have any outstanding loan or borrowings from government or debenture holders during the year.

(ix) According to the information and explanation given to us, the Company did not raise any money by way of initial public offer or further public offer (including debt instruments) and term loans during the year. Accordingly, the provisions of paragraph 3(ix) of the Order are not applicable to the Company.

(x) According to the information and explanations given to us, no fraud by the Company or on the Company by its officers or employees has been noticed or reported during the year.

(xi) According to the information and explanations given to us and based on our examination of the records, the Company has paid/provided for managerial remuneration in accordance with the requisite approvals mandated by the provisions of Section 197 read with Schedule V to the Act.

(xii) In our opinion and according to the information and explanations given to us, the Company is not a Nidhi company. Accordingly, the provisions of paragraph 3(xii) of the Order are not applicable to the Company.

(xiii) According to the information and explanations given to us and based on our examination of the records of the Company, transactions with the related parties

are in compliance with sections 177 and 188 of the Act, wherever applicable, and the details of such transactions have been disclosed in the standalone financial statements as required by the applicable accounting standards.

(xiv) According to the information and explanations given to us, the Company has not made any preferential allotment or private placement of shares or fully or partly convertible debentures during the year. Accordingly, the provisions of paragraph 3(xiv) of the Order are not applicable to the Company.

(xv) According to the information and explanations given to us and based on our examination of the records of the Company, the Company has not entered into non-cash transactions with directors or persons connected with him. Accordingly, the provisions of paragraph 3(xv) of the Order are not applicable to the Company.

(xvi) The Company is not required to be registered under section 45-IA of the Reserve Bank of India Act 1934. Accordingly, the provisions of paragraph 3(xvi) of the Order is not applicable to the Company.

For B S R & Co. LLP

Chartered Accountants

Firm's Registration Number: 101248W/W-100022

Sd/-

Jayanta Mukhopadhyay

Partner

Place: Kolkata

Membership Number: 055757

Date: 29 April 2021

UDIN: 21055757AAAABC3534

Annexure B to the Independent Auditor's Report on the standalone financial statements of Exide Industries Limited for the year ended 31 March 2021

Report on the internal financial controls with reference to the aforesaid standalone financial statements under Clause (i) of Sub-section 3 of Section 143 of the Companies Act, 2013

[Referred to in clause (f) of paragraph 2 under 'Report on Other Legal and Regulatory Requirements' section of our report of even date]

Opinion

We have audited the internal financial controls with reference to financial statements of Exide Industries Limited ("the Company") as of 31 March 2021 in conjunction with our audit of the standalone financial statements of the Company for the year ended on that date.

In our opinion, the Company has, in all material respects, adequate internal financial controls with reference to financial statements and such internal financial controls were operating effectively as at 31 March 2021, based on the internal financial controls with reference to financial statements criteria established by the Company considering the essential components of internal control stated in the Guidance Note on Audit of Internal Financial Controls Over Financial Reporting issued by the Institute of Chartered Accountants of India (the "Guidance Note").

Management's Responsibility for Internal Financial Controls

The Company's management and the Board of Directors are responsible for establishing and maintaining internal financial controls based on the internal financial controls with reference to financial statements criteria established by the Company considering the essential components of internal control stated in the Guidance Note. These responsibilities include the design, implementation and maintenance of adequate internal financial controls that were operating effectively for ensuring the orderly and efficient conduct of its business, including adherence to company's policies, the safeguarding of its assets, the prevention and detection of frauds and errors, the accuracy and completeness of the accounting records, and the timely preparation of reliable financial information, as required under the Companies Act, 2013 ("the Act").

Auditors' Responsibility

Our responsibility is to express an opinion on the Company's internal financial controls with reference to financial statements based on our audit. We conducted our audit in

accordance with the Guidance Note and the Standards on Auditing, prescribed under section 143(10) of the Act, to the extent applicable to an audit of internal financial controls with reference to financial statements. Those Standards and the Guidance Note require that we comply with ethical requirements and plan and perform the audit to obtain reasonable assurance about whether adequate internal financial controls with reference to financial statements were established and maintained and whether such controls operated effectively in all material respects.

Our audit involves performing procedures to obtain audit evidence about the adequacy of the internal financial controls with reference to financial statements and their operating effectiveness. Our audit of internal financial controls with reference to financial statements included obtaining an understanding of such internal financial controls, assessing the risk that a material weakness exists, and testing and evaluating the design and operating effectiveness of internal control based on the assessed risk. The procedures selected depend on the auditor's judgement, including the assessment of the risks of material misstatement of the standalone financial statements, whether due to fraud or error.

We believe that the audit evidence we have obtained is sufficient and appropriate to provide a basis for our audit opinion on the Company's internal financial controls with reference to financial statements.

Meaning of Internal Financial controls with Reference to Financial Statements

A company's internal financial controls with reference to financial statements is a process designed to provide reasonable assurance regarding the reliability of financial reporting and the preparation of financial statements for external purposes in accordance with generally accepted accounting principles. A company's internal financial controls with reference to financial statements include those policies and procedures that (1) pertain to the maintenance of records that, in reasonable detail, accurately and fairly reflect the transactions and dispositions of the assets of the company; (2) provide reasonable assurance that transactions are

recorded as necessary to permit preparation of financial statements in accordance with generally accepted accounting principles, and that receipts and expenditures of the company are being made only in accordance with authorisations of management and directors of the company; and (3) provide reasonable assurance regarding prevention or timely detection of unauthorised acquisition, use, or disposition of the company's assets that could have a material effect on the financial statements.

Inherent Limitations of Internal Financial controls with Reference to Financial Statements

Because of the inherent limitations of internal financial controls with reference to financial statements, including the possibility of collusion or improper management override

of controls, material misstatements due to error or fraud may occur and not be detected. Also, projections of any evaluation of the internal financial controls with reference to financial statements to future periods are subject to the risk that the internal financial controls with reference to financial statements may become inadequate because of changes in conditions, or that the degree of compliance with the policies or procedures may deteriorate.

For B S R & Co. LLP

Chartered Accountants

Firm's Registration Number: 101248W/W-100022

Sd/-

Jayanta Mukhopadhyay

Partner

Place: Kolkata

Date: 29 April 2021

Membership Number: 055757

UDIN : 21055757AAAABC3534

Balance Sheet

AS AT MARCH 31, 2021

(₹ in Crores)

Particulars	Note No.	March 31, 2021	March 31, 2020
i) ASSETS			
1) NON-CURRENT ASSETS			
a) Property, plant and equipment	2a	2,601.79	2,302.92
b) Capital work-in-progress	2a	200.75	296.88
c) Investment property	2b	33.77	34.23
d) Intangible assets	3	36.06	36.47
e) Financial assets			
(i) Investments	4	2,176.09	2,052.07
(ii) Trade receivables	5	0.08	0.10
(iii) Loans	6	23.64	17.19
f) Current tax assets (net)		51.05	64.72
g) Other non-current assets	7	110.65	98.00
		5,233.88	4,902.58
2) CURRENT ASSETS			
a) Inventories	8	2,346.19	2,192.27
b) Financial assets			
(i) Investments	9	882.54	18.73
(ii) Trade receivables	10	887.37	815.30
(iii) Cash and cash equivalents	11	82.54	144.87
(iv) Bank balances other than (iii) above	12	8.81	9.72
(v) Loans	13	14.65	14.98
(vi) Other financial assets	14	38.50	24.66
c) Other current assets	15	134.29	118.97
		4,394.89	3,339.50
		9,628.77	8,242.08
TOTAL ASSETS			
ii) EQUITY AND LIABILITIES			
1) EQUITY			
a) Equity share capital	16	85.00	85.00
b) Other equity	17	6,808.51	6,211.11
		6,893.51	6,296.11
2) LIABILITIES			
i) NON-CURRENT LIABILITIES			
a) Financial liabilities			
(i) Lease liabilities		279.29	27.39
(ii) Trade payables	18		
Total outstanding dues of micro enterprises and small enterprises		-	-
Total outstanding dues of creditors other than micro enterprises and small enterprises		6.64	5.74
(iii) Other financial liabilities	19	3.75	2.95
b) Provisions	20	53.68	63.78
c) Deferred tax liabilities (net)	21	77.05	101.86
		420.41	201.72

Particulars	Note No.	March 31, 2021	March 31, 2020
ii) CURRENT LIABILITIES			
a) Financial liabilities			
(i) Lease liabilities		6.23	0.61
(ii) Trade payables	22		
Total outstanding dues of micro enterprises and small enterprises		132.65	71.36
Total outstanding dues of creditors other than micro enterprises and small enterprises		1,508.96	958.96
(iii) Other financial liabilities	23	221.35	275.41
b) Other current liabilities	24	174.93	141.49
c) Provisions	25	270.73	296.42
		2,314.85	1,744.25
		9,628.77	8,242.08
TOTAL EQUITY AND LIABILITIES			

Significant accounting policies

1

The accompanying notes are an integral part of the financial statements.

As per our report of even date.

For B S R & Co. LLP
Chartered Accountants
Registration Number: 101248W/W-100022

For and on behalf of Board of Directors of **Exide Industries Limited**
CIN No.: L31402WB1947PLC014919

Sd/-
Jayanta Mukhopadhyay
Partner
Membership No. 055757

Sd/-
Jitendra Kumar
Company Secretary &
EVP (Legal & Administration)
ACS: 11159

Sd/-
A. K. Mukherjee
Director- Finance & CFO
DIN: 00131626

Sd/-
Gautam Chatterjee
Managing Director & CEO
DIN: 00012306

Kolkata, 29 April, 2021

Kolkata, 29 April, 2021

Statement of Profit and Loss

for the year ended March 31, 2021

(₹ in Crores)

Particulars	Note No.	2020-21	2019-20
I) INCOME:			
Revenue from operations	26	10,040.84	9,856.66
Other income	27	65.44	63.94
Total income (I)		10,106.28	9,920.60
II) EXPENSES:			
Cost of materials consumed	28	6,527.61	6,519.80
Purchase of stock-in-trade		7.46	6.17
Changes in inventories of finished goods, work-in-progress and stock-in-trade	29	44.44	(259.58)
Employee benefit expenses	30	721.52	666.40
Other expenses	33	1,384.23	1,558.89
Total expenses (II)		8,685.26	8,491.68
III) Earnings before interest, tax, depreciation and amortisation expenses (I-II)		1,421.02	1,428.92
Finance costs	31	23.77	9.40
Depreciation and amortisation expenses	32	379.35	362.63
IV) Interest, depreciation and amortisation expenses		403.12	372.03
V) Profit before exceptional items and tax (III-IV)		1,017.90	1,056.89
VI) Exceptional items	46	-	(21.70)
VII) Profit before tax (V-VI)		1,017.90	1,035.19
VIII) Tax expenses:	21		
1. Current tax [net of provision for earlier years ₹ 8.13 crs (PY: ₹ 2.86 crs)]		285.78	280.92
2. Deferred tax		(26.16)	(71.24)
		259.62	209.68
IX) Profit for the year (VII-VIII)		758.28	825.51
X) Other Comprehensive Income (OCI)			
Other comprehensive income not to be reclassified subsequently to profit or loss:			
a) Re-Measurement gains/(losses) on defined benefit plans	36	(0.10)	(11.16)
Income tax effect		0.02	2.81

(₹ in Crores)

Particulars	Note No.	2020-21	2019-20
b) Net (loss)/ gain on investment in equity shares / units accounted at Fair Value		10.55	(11.47)
Income tax effect		(1.35)	2.04
Other Comprehensive Income for the year		9.12	(17.78)
XI) Total Comprehensive Income for the year (IX+X)		767.40	807.73
Earnings per share - Basic and Diluted (Nominal value ₹ 1 per share (PY ₹ 1 per share))	34	8.92	9.71
Significant accounting policies	1		

The accompanying notes are an integral part of the financial statements.

As per our report of even date.

For B S R & Co. LLP
Chartered Accountants
Registration Number: 101248W/W-100022

For and on behalf of Board of Directors of **Exide Industries Limited**
CIN No.: L31402WB1947PLC014919

Sd/-
Jayanta Mukhopadhyay
Partner
Membership No. 055757

Sd/-
Jitendra Kumar
Company Secretary &
EVP (Legal & Administration)
ACS: 11159

Sd/-
A. K. Mukherjee
Director- Finance & CFO
DIN: 00131626

Sd/-
Gautam Chatterjee
Managing Director & CEO
DIN: 00012306

Kolkata, 29 April, 2021

Kolkata, 29 April, 2021

Statement of Cash Flows

for the year ended March 31, 2021

(₹ in Crores)

Particulars	2020-21	2019-20
(A) CASH FLOW FROM OPERATING ACTIVITIES:		
Net Profit Before Tax	1,017.90	1,035.19
Adjustment for:		
Depreciation and amortisation	379.35	362.63
Loss on property, plant and equipment sold / discarded (net)	0.15	2.07
Dividend income	(35.25)	(37.15)
Rent income	(2.83)	(2.17)
Interest income	(0.98)	(5.73)
Gain on fair valuation of investments designated as FVTPL	-	(0.42)
Finance costs	23.77	9.40
Provision for expected credit loss / (write-back)	(1.06)	14.74
	363.15	343.37
Operating profit before working capital changes	1,381.05	1,378.56
(Increase)/decrease in trade receivables	(70.98)	251.08
(Increase) in inventories	(153.91)	(388.31)
(Increase) / decrease in other financial assets, loans and other assets	(18.67)	99.09
Increase/(decrease) in financial liabilities, other liabilities and provisions	547.98	(177.37)
Cash generated from operations	1,685.47	1,163.05
Direct Taxes Paid (net of refunds and interest thereon)	(272.08)	(249.42)
Net Cash from operating activities	1,413.39	913.63
(B) CASH FLOW FROM INVESTING ACTIVITIES:		
Purchase and construction of property, plant and equipment (including intangible assets)	(339.39)	(465.98)
Proceeds from sale of property, plant and equipment	1.02	1.41
Acquisition of investment property	(0.25)	(18.09)
Investment in subsidiary	(106.35)	(84.60)
Investment in associates	-	(23.36)
Acquisition of investment in shares/units	(10.67)	(14.37)
Redemption of investment in shares/units	3.54	4.27
Purchase of investment of mutual fund units	(2,345.00)	(1,535.00)
Sale of investment of mutual fund units	1,480.00	1,770.00
Interest received	0.98	0.94
Rent received	2.83	2.17
Dividend received	36.42	37.74
Net Cash used in investing activities	(1,276.87)	(324.87)

(₹ in Crores)

Particulars	2020-21	2019-20
(C) CASH FLOW FROM FINANCING ACTIVITIES :		
Dividends paid (including tax)	(170.00)	(498.61)
Payment of lease liabilities	(24.40)	(3.03)
Interest paid	(4.45)	(6.95)
Net Cash used in financing activities	(198.85)	(508.59)
Net increase/(decrease) in cash and cash equivalents	(62.33)	80.17
Cash and cash equivalents - Opening Balance #	144.87	64.70
Cash and cash equivalents - Closing Balance #	82.54	144.87

#as disclosed in Notes 11

The aforesaid Statement of Cash Flows has been prepared under the indirect method as set out in IND AS 7- Statement of Cash Flow.

The accompanying notes are an integral part of the financial statements.

As per our report of even date.

For B S R & Co. LLP
Chartered Accountants
Registration Number: 101248W/W-100022

For and on behalf of Board of Directors of **Exide Industries Limited**
CIN No.: L31402WB1947PLC014919

Sd/-
Jayanta Mukhopadhyay
Partner
Membership No. 055757

Sd/-
Jitendra Kumar
Company Secretary &
EVP (Legal & Administration)
ACS: 11159

Sd/-
A. K. Mukherjee
Director- Finance & CFO
DIN: 00131626

Sd/-
Gautam Chatterjee
Managing Director & CEO
DIN: 00012306

Kolkata, 29 April, 2021

Kolkata, 29 April, 2021

Statement of Changes in Equity

for the year ended March 31, 2021

A) Equity Share Capital

Particulars	₹ in Crores)	
	Number	Amount
Equity Shares of ₹ 1 each issued, subscribed and fully paid		
On April 1, 2019	85,00,00,000	85.00
Changes in equity share capital during the year	-	-
Balance at March 31, 2020	85,00,00,000	85.00
Changes in equity share capital during the year	-	-
Balance at March 31, 2021	85,00,00,000	85.00

B) Other Equity

Particulars	₹ in Crores)			Total
	Reserves and Surplus	OCI	Investments in equity shares / units at fair value	
Balance at April 1, 2019	737.88	5,151.98	12.13	5,901.99
Profit for the year 2019-20	-	825.51	-	825.51
Re-Measurement gains/(losses) on defined benefit plans, net of tax	-	(8.35)	-	(8.35)
Net (loss)/ gain on investment in equity shares / units accounted at Fair Value, net of tax	-	-	(9.43)	(9.43)
Adjustments	737.88	5,969.14	2.70	6,709.72
Final Dividend for the year 2018-19 (₹ 0.80 per share)	-	(68.00)	-	(68.00)
Tax on Final Dividend for the year 2018-19	-	(13.98)	-	(13.98)
Payment of 1st Interim dividend for the year 19-20 (₹ 1.60 per share)	-	(136.00)	-	(136.00)
Tax on 1st interim dividend for the year 19-20	-	(26.47)	-	(26.47)
Payment of 2nd Interim dividend for the year 19-20 (₹ 2.50 per share)	-	(212.50)	-	(212.50)
Tax on 2nd interim dividend for the year 19-20	-	(41.66)	-	(41.66)
Balance at March 31, 2020	737.88	5,470.53	2.70	6,211.11
Profit for the year 2020-21	-	758.28	-	758.28

B) Other Equity (Contd..)

Particulars	₹ in Crores)			Total
	Reserves and Surplus	OCI	Investments in equity shares / units at fair value	
Re-Measurement gains/(losses) on defined benefit plans, net of tax	-	(0.08)	-	(0.08)
Net (loss)/ gain on investment in equity shares / units accounted at Fair Value, net of tax	-	-	9.20	9.20
Adjustments	737.88	6,228.73	11.90	6,978.51
Payment of Interim dividend for the year 20-21 (₹ 2.00 per share)	-	(170.00)	-	(170.00)
Balance at March 31, 2021	737.88	6,058.73	11.90	6,808.51

Description of the components of the other equity

Securities Premium

Premium received on equity shares issued are recognised in the securities premium.

Retained earnings

Retained earnings are profits that the Company has earned till date, less dividends or other distributions paid to the shareholders. It also includes remeasurement gain/loss of defined benefit plans.

Other Comprehensive Income (OCI)

Changes in fair value of equity instruments designated as FVOCI are recorded in other comprehensive income.

Significant accounting policies: Note 1

The accompanying notes are an integral part of the financial statements.

As per our report of even date.

For B S R & Co. LLP

Chartered Accountants

Registration Number: 101248W/W-100022

For and on behalf of Board of Directors of **Exide Industries Limited**

CIN No.: L31402WB1947PLC014919

Sd/-
Jayanta Mukhopadhyay
Partner
Membership No. 055757

Sd/-
Jitendra Kumar
Company Secretary &
EVP (Legal & Administration)
ACS: 11159

Sd/-
A. K. Mukherjee
Director- Finance & CFO
DIN: 00131626

Sd/-
Gautam Chatterjee
Managing Director & CEO
DIN: 00012306

Kolkata, 29 April, 2021

Kolkata, 29 April, 2021

Notes to the Financial Statements

for the year ended March 31, 2021

Corporate Information

Exide Industries Limited (the company) is a public company domiciled in India and is incorporated under the provisions of the Companies Act, 2013. Its shares are listed on three recognised stock exchanges in India. The registered office of the company is located at Exide House, 59E Chowringhee Road, Kolkata, 700020. The Company is primarily engaged in the manufacturing of Storage Batteries and allied products in India.

Basis of preparation

These financial statements have been prepared in accordance with Indian Accounting Standards (Ind AS) as per the Companies (Indian Accounting Standards) Rules, 2015 notified under Section 133 of Companies Act, 2013, (the 'Act') and other relevant provisions of the Act.

The financial statements were authorised for issue by the Company's Board of Directors on 29 April 2021.

These financial statements are presented in Indian Rupees (₹), which is also the Company's functional currency. All amounts have been rounded-off to the nearest crore, unless otherwise indicated.

The financial statements have been prepared on the historical cost basis except for:

- Certain financial assets and liabilities, which are measured at fair value
- Net defined benefit (asset)/ liability, which are measured at Fair Value of plan assets less present value of defined benefit obligations

1. Significant accounting policies

a. Property, plant and equipment

Property, plant and equipment is stated at cost, net of accumulated depreciation and accumulated impairment losses, if any.

Cost of an item of property, plant and equipment comprises its purchase price, including import duties

and non-refundable purchase taxes, after deducting trade discounts and rebates, any directly attributable cost of bringing the item to its working condition for its intended use and estimated costs of dismantling and removing the item and restoring the site on which it is located.

The cost of a self-constructed item of property, plant and equipment comprises the cost of materials and direct labor, any other costs directly attributable to bringing the item to working condition for its intended use, and estimated costs of dismantling and removing the item and restoring the site on which it is located.

If significant parts of an item of property, plant and equipment have different useful lives, then they are accounted for as separate items (major components) of property, plant and equipment.

Subsequent expenditure is capitalised only if it is probable that the future economic benefits associated with the expenditure will flow to the Company and the cost can be measured reliably. The carrying amount of any component accounted for as a separate asset is derecognised when replaced.

Any gain or loss on disposal of an item of property, plant and equipment is recognised in Statement of Profit and Loss.

When the use of a property changes from owner-occupied to investment property, the property is reclassified as investment property at its carrying amount on the date of transition.

Refer Note 2a to the Financial Statements

b. Depreciation

Depreciation is calculated on cost of items of property, plant and equipment less their estimated residual values over their estimated useful lives using the straight-line method, and is generally recognised in the Statement of Profit and Loss.

The estimated useful lives of items of property, plant and equipment are as follows:

Notes to the Financial Statements

for the year ended March 31, 2021

Particulars	Useful economic life
Buildings	28.5 / 58.5 years
Plant and machinery (including electrical installation)	10/15 years
Moulds	8.5 years
Furniture and fittings	10 years
Office equipment	5 years
Vehicles	6 years
Computers	3 to 6 years

Based on technical assessment done by experts and management's estimate,

- (i) the useful life of factory buildings, other buildings, moulds and vehicles are different than those indicated in Schedule II to the Companies Act, 2013,
- (ii) residual value of plant & machinery including electrical installation, moulds and computers has been considered to be 2% of the cost. For buildings, office equipment, furniture & fittings and vehicles, residual value has been estimated at 5% of the cost.

Depreciation method, useful lives and residual values are reviewed at each financial year-end and adjusted if appropriate. Based on technical evaluation, the management believes that its estimates of useful lives as given above best represent the period over which management expects to use these assets.

Depreciation on additions (disposals) is provided on a pro-rate basis i.e. from (upto) the date on which asset is ready for use (disposed of).

Refer Note 32 to the Financial Statements

c. Intangible assets and Amortisation

Acquired intangible assets are initially measured at cost and subsequently at cost less accumulated amortisation and accumulated impairment loss, if any.

Subsequent expenditure is capitalised only when it increases the future economic benefits embodied in the specific asset to which it relates. All other expenditures are recognised in profit or loss as incurred.

Goodwill is not amortised and is tested for impairment annually.

Amortisation is calculated to write off the cost of intangible assets less their estimated residual values over their estimated useful lives using the straight-line method and is included in depreciation and amortisation in the Statement of Profit and Loss.

The estimated useful lives are as follows:

Particulars	Useful economic life
Computer Software / Trademark	5 years

Amortisation method, useful lives and residual values are reviewed at each financial year-end and adjusted if appropriate.

Research costs are expensed as incurred.

Refer Note 3 and 32 to the Financial Statements

d. Borrowing costs

Borrowing costs are interest and other costs (including exchange differences relating to foreign currency borrowings to the extent that they are regarded as an adjustment to interest costs) incurred in connection with the borrowing of funds. Borrowing costs directly attributable to the acquisition, construction or production of an asset that necessarily takes a substantial period of time to get ready for its intended use are capitalised as part of the cost of the asset. All other borrowing costs are expensed in the period in which they occur.

e. Inventories

Inventories are valued at the lower of cost and net realisable value.

Costs incurred in bringing each product to its present location and condition are accounted for as follows:

- (i) Raw materials and Components, Stores, Spares parts, loose tools etc: These are valued at weighted average cost. Cost includes cost of purchase and other costs incurred in bringing the inventories to their present location and condition. Raw materials,

Notes to the Financial Statements

for the year ended March 31, 2021

components and other supplies held for use in the production of finished products are not written down below cost except in cases where material prices have declined and it is estimated that the cost of the finished products will exceed their net realisable value.

- (ii) Finished goods and work in progress: These are valued at lower of cost and net realisable value. Cost includes an appropriate share of production overheads based on the normal operating capacity.
- (iii) Stock-in-trade: These are valued at lower of cost and net realisable value. Cost includes cost of purchase and other costs incurred in bringing the inventories to their present location and condition. Cost is determined on weighted average basis.

Net realisable value is the estimated selling price in the ordinary course of business, less estimated costs to completion and the estimated costs necessary to sell them.

Refer Note 8 to the Financial Statements.

f. Investment property

Investment property is property held either to earn rental income or for capital appreciation or for both, but not for sale in the ordinary course of business, use in the production or supply of goods or services or for administrative purposes. Upon initial recognition, an investment property is measured at cost. Subsequent to initial recognition, investment property is measured at cost less accumulated depreciation and accumulated impairment losses, if any.

The Company depreciates investment properties over a period of 28.5 years on a straight-line basis, which is different from the indicative useful life of relevant type of buildings mentioned in Part C of Schedule II to the Act.

Any gain or loss on disposal of an investment property is recognised in the Statement of Profit and Loss.

Refer Note 2b to the Financial Statements.

g. Provisions

A provision is recognised if, as a result of a past event, the Company has a present legal or constructive obligation that can be estimated reliably, and it is probable that an outflow of economic benefits will be required to settle the obligation. If the effect of the time value of money is material, provisions are determined by discounting the expected future cash flows (representing the best estimate of the expenditure required to settle the present obligation at the balance sheet date) at a pre-tax rate that reflects current market assessments of the time value of money and the risks specific to the liability. The unwinding of the discount is recognised as finance cost. Expected future operating losses are not provided for.

Refer Notes 20 and 25 to the Financial Statements.

h. Employee benefits

(i) Short term employee benefits

Short-term employee benefit obligations are measured on an undiscounted basis and are expensed as the related service is provided. A liability is recognised for the amount expected to be paid e.g., under short-term cash bonus, if the Company has a present legal or constructive obligation to pay this amount as a result of past service provided by the employee, and the amount of obligation can be estimated reliably.

(ii) Post-retirement benefits

Post-retirement benefits to employees can either be through defined contribution plans or defined benefit plans.

A defined contribution plan is a post-employment benefit plan under which an entity pays fixed contributions into a separate entity and will have no legal or constructive obligation to pay further amounts. The Company makes specified monthly contributions towards Government administered provident fund and pension schemes.

Notes to the Financial Statements

for the year ended March 31, 2021

The Company recognizes contribution payable to the provident fund scheme as an expense, when an employee renders the related service.

A defined benefit plan is a post-employment benefit plan other than a defined contribution plan.

The Company operates the following defined benefit plans:

- (a) Defined benefit gratuity plan, which requires contributions to be made to a separately administered fund and
- (b) Post-retirement medical benefit plan which is unfunded.

The calculation of defined benefit obligation is performed annually by a qualified actuary using the projected unit credit method.

Re-measurements of the net defined benefit liability, which comprise actuarial gains and losses, the return on plan assets (excluding interest) and the effect of the asset ceiling (if any, excluding interest), are recognised in OCI. The Company determines the net interest expense (income) on the net defined benefit liability (asset) for the period by applying the discount rate used to measure the defined benefit obligation at the beginning of the annual period to the then-net defined benefit liability (asset), taking into account any changes in the net defined benefit liability (asset) during the period as a result of contributions and benefit payments. Net interest expense and other expenses related to defined benefit plans are recognised in the Statement of Profit and Loss.

When the benefits of a plan are changed or when a plan is curtailed, the resulting change in benefit that relates to past service ('past service cost' or 'past service gain') or the gain or loss on curtailment is recognised immediately in profit or loss. The Company recognises gains and losses on the settlement of a defined benefit plan when the settlement occurs.

Pension liability is split into a defined benefit portion and a defined contribution portion. The

part of the liability towards pension plan upto 31st March 2003 for employees as on that date is in the nature of defined benefit plan. From 1st April 2003, the pension remains as a defined contribution liability. The Defined benefit portion is provided for on the basis of an actuarial valuation done at the end of each financial year. The contributions towards defined contribution are charged to Statement of Profit and Loss of the year when the employee renders the service.

The current and non-current bifurcation is done as per Actuarial report.

(iii) Other long-term employee benefits

The Company's net obligation in respect of long-term employee benefits other than post-employment benefits is the amount of future benefit that employees have earned in return for their service in the current and prior periods; that benefit is discounted to determine its present value, and the fair value of any related assets is deducted. The obligation is measured on the basis of an annual Independent actuarial valuation using the projected unit credit method. Re-measurements gains or losses are recognised in profit or loss in the period in which they arise.

Refer Notes 20, 25, 30 and 36 to the Financial Statements.

i. Foreign Currency

Transactions in foreign currencies are translated into the functional currency of the Company at the exchange rates at the dates of the transactions or an average rate if the average rate approximates the actual rate at the date of the transaction.

Monetary assets and liabilities denominated in foreign currencies are translated into the functional currency at the exchange rate at the reporting date. Non-monetary assets and liabilities that are measured based on historical cost in a foreign currency are translated at the exchange rate at the date of the transaction. Exchange differences are recognised in the Statement of Profit and Loss.

Notes to the Financial Statements

for the year ended March 31, 2021

Refer Notes 27 to the Financial Statements.

j. Revenue Recognition

The Company earns revenue primarily from sale of batteries and HUPS.

Sale of products and rendering of services

At contract inception, Company assess the goods or services promised in a contract with a customer and identify as a performance obligation each promise to transfer to the customer. Revenue is recognised upon transfer of control of promised products or services to customers in an amount of the transaction price that is allocated to that performance obligation and that reflects the consideration which the Company expects to receive in exchange for those products or services.

The Company considers the terms of the contract and its customary business practices to determine the transaction price. The transaction price is the amount of consideration to which an entity expects to be entitled in exchange for transferring promised goods or services to a customer net of returns, excluding amounts collected on behalf of third parties (for example, taxes) and excluding discounts and incentives, as specified in the contract with customer.

With respect to sale of products and rendering of certain services revenue is recognised at a point in time when the performance obligation is satisfied and the customer obtains the control of goods or services. There is no significant financing components involved on contract with customers. Invoices are usually payable within the credit period as agreed with respective customers.

Revenue from certain services are generated over a period of time, during which services are rendered based on contractual milestones. Revenue recognition takes place when a milestone is completed.

The Company recognises revenue only when it is probable that it will collect the consideration to which it will be entitled in exchange for the goods or services that will be transferred to the customer.

Customer loyalty programme

The Company has a customer loyalty programme for selected customers. The Company grants credit points

to those customers as part of a sales transaction which allows them to accumulate and redeem those credit points.

The Company allocates a portion of the consideration received to loyalty points. This allocation is based on the relative stand-alone selling prices. The amount allocated to the loyalty programme is deferred, and is recognised as revenue when loyalty points are redeemed or the likelihood of the customer redeeming the loyalty points becomes remote.

The deferred revenue is included in contract liability.

Warranty

The Company provides only assurance types warranty in conjunction with sale of product and hence same is not considered as separate performance obligation.

Refer Note 23, 24, 25, 26, 33 and 35 to the Financial Statements.

k. Income Taxes

Income tax comprises current and deferred tax. It is recognised in profit or loss except to the extent that it relates to a business combination or to an item recognised directly in equity or in other comprehensive income.

Current tax comprises the expected tax payable or receivable on the taxable income or loss for the year and any adjustment to the tax payable or receivable in respect of previous years. The amount of current tax reflects the best estimate of the tax amount expected to be paid or received after considering the uncertainty, if any, related to income taxes. It is measured using tax rates (and tax laws) enacted or substantively enacted by the reporting date.

Current tax assets and current-tax liabilities are offset only if there is a legally enforceable right to set off the recognised amounts, and it is intended to realise the asset and settle the liability on a net basis or simultaneously.

Deferred tax is recognised on temporary differences between the tax bases and accounting bases of assets and liabilities at the tax rates and laws that have been enacted or substantively enacted at the Balance Sheet date.

Notes to the Financial Statements

for the year ended March 31, 2021

Deferred tax assets are recognised to the extent that it is probable that taxable profit will be available against which the deductible temporary differences can be utilised. The carrying amount of deferred tax assets is reviewed at each Balance Sheet date and reduced to the extent that it is no longer probable that sufficient taxable profit will be available to allow all or part of the deferred tax asset to be utilised. Unrecognised deferred tax assets are re-assessed at each reporting date and are recognised to the extent that it has become probable that future taxable profits will allow the deferred tax asset to be recovered.

Deferred tax assets and liabilities are offset if there is a legally enforceable right to offset current tax liabilities and assets, and they relate to income taxes levied by the same tax authority on the same. Taxable entity, or on different tax entities, but they intend to settle current tax liabilities and assets on a Net basis or their tax assets and liabilities will be realised simultaneously.

For items recognised in OCI or equity, deferred / current tax is also recognised in OCI or equity.

Refer Notes 21 to the Financial Statements.

l. Leases

The Company as a lessee

The Company assesses whether a contract contains a lease as per the requirements of Ind AS 116 "Leases" at inception of a contract. A contract is, or contains, a lease if the contract conveys the right to control the use of an identified asset for a period in exchange for consideration. To assess whether a contract conveys the right to control the use of an identified asset, the Company assesses whether: (i) the contract involves the use of an identified asset (ii) the Company has substantially all of the economic benefits from use of the asset through the period of the lease and (iii) the Company has the right to direct the use of the asset.

The Company recognizes a right-of-use asset ("ROU") and a lease liability at the lease commencement date, except for leases with a term of twelve months or less (short-term leases) and low value leases. For these short-term and low value leases, the Company recognizes the lease payments as an operating expense on a straight-line basis over the term of the lease.

Certain lease arrangements include the options to extend or terminate the lease before the end of the lease term. ROU assets and lease liabilities includes these options when it is reasonably certain that they will be exercised.

The right-of-use asset is initially measured at cost, which comprises the initial amount of the lease liability adjusted for any lease payments made at or before the commencement date, plus any initial direct costs incurred and an estimate of costs to dismantle and remove the underlying asset or to restore the underlying asset or the site on which it is located, less any lease incentives received. The right-of-use asset is subsequently depreciated using the straight-line method from the commencement date to the end of the lease term, unless the lease transfers ownership of the underlying asset to the Company by the end of the lease term or the cost of the right-of-use asset reflects that the Company will exercise a purchase option. In that case the right-of-use asset will be depreciated over the useful life of the underlying asset, which is determined on the same basis as those of property and equipment. In addition, the right-of-use asset is periodically reduced by impairment losses, if any, and adjusted for certain remeasurements of the lease liability.

The lease liability is initially measured at the present value of the lease payments that are not paid at the commencement date, discounted using the incremental borrowing rate of the company. Lease liabilities are remeasured with a corresponding adjustment to the related right of use asset if the Company changes its assessment if whether it will exercise an extension or a termination option.

The Company as a lessor

When the Company acts as a lessor, it determines at lease inception whether each lease is a finance lease or an operating lease. Whenever the terms of the lease transfer substantially all the risks and rewards of ownership to the lessee, the contract is classified as a finance lease. All other leases are classified as operating leases.

For operating leases, rental income is recognized on a straight basis over the term of the relevant lease.

Notes to the Financial Statements

for the year ended March 31, 2021

Refer Note 2a, 2b, 27, 31, 32, 33 and 44 to the financial statements.

m. Earnings per share

Earnings per share is calculated by dividing the net profit or loss before OCI for the year by the weighted average number of equity shares outstanding during the year. For the purpose of calculating diluted earnings per share, the net profit or loss before OCI for the period attributable to equity shareholders and the weighted average number of shares outstanding during the period are adjusted for the effects of all dilutive potential equity shares.

Refer Note 34 to the Financial Statements.

n. Contingent Liabilities

A contingent liability is a possible obligation that arises from past events whose existence will be confirmed by the occurrence or non-occurrence of one or more uncertain future events beyond the control of the Company or a present obligation that is not recognized because it is not probable that an outflow of resources will be required to settle the obligation. The Company does not recognize a contingent liability but discloses its existence in the financial statements.

Refer Note 37 to the Financial Statements.

o. Financial instruments

Recognition and initial measurement

Trade receivables and debt securities issued are initially recognised when they are originated. All other financial assets and financial liabilities are initially recognised when the Company becomes a party to the contractual provisions of the instrument.

A financial asset or financial liability is initially measured at fair value plus, for an item not at fair value through profit and loss (FVTPL), transaction costs that are directly attributable to its acquisition or issue.

Classification and subsequent measurement

On initial recognition, a financial asset is classified as measured at amortised cost; Fair value through other comprehensive income (FVOCI) – equity investment; or

FVTPL. Financial assets are not reclassified subsequent to their initial recognition, except if and in the period the company changes its business model for managing financial assets.

A financial asset is measured at amortised cost if it meets both the conditions and is not designated as at FVTPL: (i) The asset is held within a business model whose objective is to hold assets to collect contractual cash flows; and (ii) the contractual terms of the financial asset give rise on specified dates to cash flows that are solely payments of principal and interest on the principal amount outstanding.

On initial recognition of an equity investment that is not held for trading, the Company may irrevocably elect to present subsequent changes in the investment's fair value in OCI (designated as FVOCI – equity investment). This election is made on an investment by investment basis.

All financial assets not classified as measured at amortised cost or FVOCI as described above are measured at FVTPL. This includes all derivative financial assets. On initial recognition, the Company may irrevocably designate a financial asset that otherwise meets the requirements to be measured at amortised cost or at FVOCI as at FVTPL if doing so eliminates or significantly reduces an accounting mismatch that would otherwise arise.

The subsequent measurement of gains and losses of various categories of financial instruments are as follows:

- (i) Financial assets at amortised cost: these assets are subsequently measured at amortised cost using the effective interest method. The amortised cost is reduced by impairment losses. Interest income, foreign exchange gains and losses and impairment are recognised in profit or loss. Any gain or loss on derecognition is recognised in profit or loss.
- (ii) Equity investments at FVOCI: these assets are subsequently measured at fair value. Dividends are recognised as income in profit or loss unless the dividend clearly represents a recovery of part of the cost of the investment. Other net gains and losses are recognised in OCI and are not reclassified to profit or loss.

Notes to the Financial Statements

for the year ended March 31, 2021

- (iii) Financial assets at FVTPL: these assets are subsequently measured at fair value. Net gains and losses, including any interest or dividend income, are recognised in profit or loss.

Financial liabilities are classified as measured at amortised cost or FVTPL. A financial liability is classified as at FVTPL if it is classified as held-for-trading, or it is a derivative or it is designated as such on initial recognition. Financial liabilities at FVTPL are measured at fair value and net gains and Losses, including any interest expense, are recognised in profit or loss. Other financial liabilities are subsequently measured at amortised cost using the effective interest method. Interest expense and foreign exchange gains and losses are recognised in profit or loss. Any gain or loss on derecognition is also recognised in profit or loss.

Derecognition

Financial assets: The Company derecognises a financial asset when the contractual rights to the cash flows from the financial asset expire, or it transfers the rights to receive the contractual cash flows in a transaction in which substantially all of the risks and rewards of ownership of the financial asset are transferred or in which the Company neither transfers nor retains substantially all of the risks and rewards of ownership and does not retain control of the financial asset. If the Company enters into transactions whereby it transfers assets recognised on its balance sheet, but retains either all or substantially all of the risks and rewards of the transferred assets, the transferred assets are not derecognised.

Financial liabilities: The Company derecognises a financial liability when its contractual obligations are discharged or cancelled, or expire. The Company also derecognises a financial liability when its terms are modified and the cash flows under the modified terms are substantially different. In this case, a new financial liability based on the modified terms is recognised at fair value. The difference between the carrying amount of the financial liability extinguished and the new financial liability with modified terms is recognised in profit or loss.

Offsetting

Financial assets and financial liabilities are offset and the net amount presented in the balance sheet when, and only when, the Company currently has a legally enforceable right to set off the amounts and it intends either to settle them on a net basis or to realise the asset and settle the liability simultaneously.

Impairment

The Company recognizes loss allowances using the expected credit loss (ECL) model for the financial assets which are not fair valued through profit or loss. Loss allowance for trade receivables with no significant financing component is measured at an amount equal to lifetime ECL. For all other financial assets, expected credit losses are measured at an amount equal to the 12-month ECL, unless there has been a significant increase in credit risk from initial recognition in which case those are measured at lifetime ECL. The amount of expected credit losses (or reversal) that is required to adjust the loss allowance at the reporting date to the amount that is required to be recognised is recognized as an impairment gain or loss in profit or loss.

Refer Note 41 to the Financial Statements.

p. Impairment of non-financial assets

The Company's non-financial assets, other than inventories and deferred tax assets, are reviewed at each reporting date to determine whether there is any indication of impairment. If any such indication exists, then the asset's recoverable amount is estimated.

For impairment testing, assets that do not generate independent cash inflows are combined together into cash-generating units (CGUs). Each CGU represents the smallest Company of assets that generates cash inflows that are largely independent of the cash inflows of other assets or CGUs.

The recoverable amount of a CGU (or an individual asset) is the higher of its value in use and its fair value less costs to sell. Value in use is based on the estimated future cash flows, discounted to their present value

Notes to the Financial Statements

for the year ended March 31, 2021

using a pre-tax discount rate that reflects current market assessments of the time value of money and the risks specific to the CGU (or the asset).

An impairment loss is recognised if the carrying amount of an asset or CGU exceeds its estimated recoverable amount. Impairment losses are recognised in the Statement of Profit and Loss. Impairment loss recognised in respect of a CGU is allocated first to reduce the carrying amount of any goodwill allocated to the CGU, and then to reduce the carrying amounts of the other assets of the CGU (or Company of CGUs) on a pro rata basis.

In respect of other assets for which impairment loss has been recognised in prior periods, the Company reviews at each reporting date whether there is any indication that the loss has decreased or no longer exists. An impairment loss is reversed if there has been a change in the estimates used to determine the recoverable amount. Such a reversal is made only to the extent that the asset's carrying amount does not exceed the carrying amount that would have been determined, net of depreciation or amortisation, if no impairment loss had been recognised.

q. Investments in Subsidiaries and Associates

Investments in subsidiaries and associates are carried at cost less accumulated impairment losses, if any. Where an indication of impairment exists, the carrying amount of the investment is assessed and written down immediately to its recoverable amount. On disposal of investments in subsidiaries and associates, the difference between net disposal proceeds and the carrying amounts are recognized in the Statement of Profit and Loss.

Refer Note 4 to the Financial Statements.

r. Government grants

Government grants are recognised where there is reasonable assurance that the grant will be received and all attached conditions will be complied with. When the grant relates to revenue, it is recognised in the Statement of Profit and Loss on a systematic basis over the periods to which they relate. When the grant relates to an asset, it is treated as deferred income and

recognised in the Statement of Profit and Loss on a systematic basis over the useful life of the asset.

Refer Note 26 to the Financial Statements.

s. Recognition of dividend income, interest income or expense

Dividend income is recognised in profit or loss on the date on which the Company's right to receive payment is established.

Interest income or expense is recognised using the effective interest method.

The 'effective interest rate' is the rate that exactly discounts estimated future cash payments or receipts through the expected life of the financial instrument to:

- the gross carrying amount of the financial asset; or
- the amortised cost of the financial liability.

In calculating interest income and expense, the effective interest rate is applied to the gross carrying amount of the asset (when the asset is not credit-impaired) or to the amortised cost of the liability. However, for financial assets that have become credit-impaired subsequent to initial recognition, interest income is calculated by applying the effective interest rate to the amortised cost of the financial asset. If the asset is no longer credit-impaired, then the calculation of interest income reverts to the gross basis.

Refer Note 27 and Note 31 to the Financial Statements.

t. Current versus non-current classification

The Company presents assets and liabilities in the balance sheet based on current/non-current classification.

An asset is treated as current when it is:

- Expected to be realised or intended to be sold or consumed in normal operating cycle
- Held primarily for the purpose of trading
- Expected to be realised within twelve months after the reporting period, or

Notes to the Financial Statements

for the year ended March 31, 2021

- Cash or cash equivalent unless restricted from being exchanged or used to settle a liability for at least twelve months after the reporting period
- All other assets are classified as non-current.

A liability is current when:

- It is expected to be settled in normal operating cycle
- It is held primarily for the purpose of trading
- It is due to be settled within twelve months after the reporting period, or
- There is no unconditional right to defer the settlement of the liability for at least twelve months after the reporting period.
- The Company classifies all other liabilities as non-current.

Deferred tax assets and liabilities are classified as non-current assets and liabilities.

The operating cycle is the time between the acquisition of assets for processing and their realisation in cash and cash equivalents. The Company has identified twelve months as its operating cycle.

u. Earnings before interest, tax, depreciation and amortisation (EBITDA)

The Company presents EBITDA in the statement of profit or loss; this is not specifically required by Ind

AS 1. The term EBITDA are not defined in Ind AS. Ind AS compliant schedule III allows companies to present Line items, sub-line items and sub-totals shall be presented as an addition or substitution on the face of the financial statement when such presentation is relevant to an understanding of the company's financial position or performance or to cater to industry/sector-specific disclosure requirements or when required for compliance with the amendments to the Companies Act or under the Indian Accounting Standard.

Measurement of EBITDA

Accordingly, the Company has elected to present earnings before interest, tax, depreciation and amortisation (EBITDA) as a separate line item on the face of statement of profit or loss. The Company measures EBITDA on the basis of profit / (loss) from continuing operations. In its measurement, the Company does not include depreciation and amortisation expense, finance cost and tax expenses.

1.1 Standards Issued but not yet Effective

Ministry of Corporate Affairs ("MCA") notifies new standard or amendments to the existing standards. There is no such notification which would have been applicable from April 1, 2021.

Notes to the Financial Statements

for the year ended March 31, 2021

2a Property, Plant and Equipment

(₹ in Crores)

Particulars	Owned Assets						Leased Assets			Total	
	Freehold land	Buildings (including roads)	Plant and equipment (including electrical installation)	Moulds	Office Equipment	Furniture & fixtures	Vehicles	Computers	Leasehold Land		Plant and equipment
Cost or deemed cost (gross carrying amount)											
Balance as at April 1, 2019	43.85	491.58	2,173.68	299.87	16.37	5.76	2.62	34.97	73.64	-	3,142.34
Additions for the year 2019-20	6.71	40.54	288.74	29.35	5.26	0.76	0.63	8.08	-	28.58	408.65
Disposals / deductions for the year 2019-20	-	4.57	3.62	0.36	0.42	0.03	1.02	0.82	-	-	10.84
Recalssification to investment property	13.64	2.92	-	-	-	-	-	-	-	-	16.56
Balance as at March 31, 2020	36.92	524.63	2,458.80	328.86	21.21	6.49	2.23	42.23	73.64	28.58	3,523.59
Additions for the year 2020-21	-	76.12	287.46	32.40	2.64	1.31	0.51	2.99	-	262.61	666.04
Disposals / deductions for the year 2020-21	0.04	1.08	4.61	1.52	0.24	0.07	0.19	0.44	-	-	8.19
Balance as at March 31, 2021	36.88	599.67	2,741.65	359.74	23.61	7.73	2.55	44.78	73.64	291.19	4,181.44
Accumulated Depreciation and Impairment Losses											
Balance as at April 1, 2019	-	52.73	697.83	93.27	8.33	1.19	1.61	17.42	3.99	-	876.37
Depreciation for the year 2019-20	-	22.96	278.24	35.08	2.76	0.59	0.33	8.67	1.97	1.14	351.74
Disposals / deductions for the year 2019-20	-	4.15	1.46	0.05	0.32	0.02	0.77	0.60	-	-	7.37
Recalssification to investment property	-	0.07	-	-	-	-	-	-	-	-	0.07
Balance as at March 31, 2020	-	71.47	974.61	128.30	10.77	1.76	1.17	25.49	5.96	1.14	1,220.67
Depreciation for the year 2020-21	-	21.86	284.22	37.00	3.17	0.86	0.27	7.54	1.97	9.10	365.99
Disposals / deductions for the year 2020-21	-	0.86	4.01	1.40	0.20	0.02	0.17	0.35	-	-	7.01
Balance as at March 31, 2021	-	92.47	1,254.82	163.90	13.74	2.60	1.27	32.68	7.93	10.24	1,579.65
Carrying amount (net)											
Balance as at March 31, 2020	36.92	453.16	1,484.19	200.56	10.44	4.73	1.06	16.74	67.68	27.44	2,302.92
Balance as at March 31, 2021	36.88	507.20	1,486.83	195.84	9.87	5.13	1.28	12.10	65.71	280.95	2,601.79

a. Conveyance / Lease deeds for certain immovable properties valued at ₹ 38.50 crs (PY: ₹ 39.91 crs) are pending execution.

b. Buildings includes ₹ 0.10 crs (PY: ₹ 0.10 crs) being the cost of shares in respective Co-operative Housing Societies.

Notes to the Financial Statements

for the year ended March 31, 2021

2 a Property, Plant and Equipment (Contd..)

c. Movement of capital work-in-progress:

(₹ in Crores)

Particulars	Opening Balance	Addition during the year	Capitalised	Closing Balance
2020-21	296.88	307.55	403.68	200.75
2019-20	254.93	441.83	399.88	296.88

2 b Investment property

(₹ in Crores)

Particulars	Land and Building
Cost	
Balance as at April1, 2019	-
Recalssification from property, plant and equipment	16.56
Additions for the year 2019-20	18.09
Balance as at March 31, 2020	34.65
Additions for the year 2020-21	0.25
Balance as at March 31, 2021	34.90
Accumulated depreciation and impairment losses	
Balance as at April1, 2019	-
Recalssification from property, plant and equipment	0.07
Depreciation for the year 2019-20	0.35
Balance as at March 31, 2020	0.42
Depreciation for the year 2020-21	0.71
Balance as at March 31, 2021	1.13
Carrying amount (net)	
Balance as at March 31, 2020	34.23
Balance as at March 31, 2021	33.77
Fair value of the investment property as at March 31, 2020	34.65
Fair value of the investment property as at March 31, 2021	36.33

This pertains to land and building which has been leased to subsidiary, ELEPL and therefore treated as Investment Property.

3 Intangible Assets

(₹ in Crores)

Particulars	Goodwill	Trade Mark	Computer Software	Total
Cost or deemed cost (Gross carrying amount)				
Balance as at April1, 2019	3.89	3.12	57.57	64.58
Additions for the year 2019-20	-	-	15.71	15.71
Disposals / deductions for the year 2019-20	-	-	-	-
Balance as at March 31, 2020	3.89	3.12	73.28	80.29

Notes to the Financial Statements

for the year ended March 31, 2021

3 Intangible Assets (Contd..)

(₹ in Crores)

Particulars	Goodwill	Trade Mark	Computer Software	Total
Additions for the year 2020-21	-	-	12.24	12.24
Disposals / deductions for the year 2020-21	-	-	-	-
Balance as at March 31, 2021	3.89	3.12	85.52	92.53
Accumulated Amortisation & Impairment losses				
Balance as at April 1, 2019	3.89	2.90	26.49	33.28
Amortisation for the year 2019-20	-	0.22	10.32	10.54
Balance as at March 31, 2020	3.89	3.12	36.81	43.82
Amortisation for the year 2020-21	-	-	12.65	12.65
Balance as at March 31, 2021	3.89	3.12	49.46	56.47
Carrying amount (net)				
Balance as at March 31, 2020	-	-	36.47	36.47
Balance as at March 31, 2021	-	-	36.06	36.06

4 Non-current Investments

(₹ in Crores)

Particulars	March 31, 2021	March 31, 2020
Investments at cost (Unquoted)		
EQUITY SHARES, FULLY PAID UP		
IN SUBSIDIARY COMPANIES		
Chloride International Limited of ₹10 each [4,50,000 shares (PY: 4,50,000 Shares)]	0.20	0.20
Chloride Power Systems and Solutions Limited of ₹10 each [69,80,000 shares (PY:19,80,000 Shares)]	7.93	2.93
Chloride Metals Limited of ₹10 each [5,08,80,952 shares (PY: 4,73,80,952 shares)]	179.03	144.03
Chloride Batteries S.E.Asia Pte Limited of Singapore \$ 1 each [70,00,000 shares (PY: 70,00,000 shares)]	10.35	10.35
Espex Batteries Limited of GBP 1 each [1,02,000 shares (PY: 1,02,000 shares)]	0.78	0.78
Associated Battery Manufacturers (Ceylon) Ltd of Sri Lanka Rupees 10 each [38,96,640 shares (PY: 38,96,640 shares)]	7.31	7.31
Exide Life Insurance Company Limited of ₹10 each [185,00,00,000 shares (PY: 185,00,00,000 shares)]	1,679.59	1,679.59
Exide Leclanche Energy Private Limited of ₹10 each [10,30,70,120 shares (PY: 7,65,30,920 shares)]	192.23	125.88
IN ASSOCIATE COMPANIES		
CSE Solar Sunpark Maharashtra Private Limited of ₹10 each [9,92,465 shares (PY: 9,92,465 shares)]	7.24	7.24
CSE Solar Sunpark Tamilnadu Private Limited of ₹10 each [11,81,250 shares (PY: 11,81,250 shares)]	10.87	10.87

Notes to the Financial Statements

for the year ended March 31, 2021

4 Non-current Investments (Contd..)

(₹ in Crores)

Particulars	March 31, 2021	March 31, 2020
Greenyana Solar Private Limited of ₹10 each [5,83,333 shares (PY: 5,83,333 shares)]	5.25	5.25
Investments at Amortised Cost		
Government Securities (lodged as security deposits with various authorities)	0.01	0.01
Investments at fair value through OCI		
Debentures (Fully Paid Up)		
Woodlands Multispeciality Hospital Limited		
^ 1/2% Debentures of ₹100 each [20 debentures (PY: 20 debentures)]	-	-
^ 5% Non-redeemable Registered Debentures of ₹6000 each (1 debenture (PY: 1 debenture))	-	-
Units (Unquoted)		
Faering Capital India Evolving Fund of ₹1000 each [4,67,292 units (PY: 4,01,696 units)]	57.65	46.37
Equity shares (Unquoted)		
Haldia Integrated Development Agency Ltd of ₹10 each (5,00,000 shares [PY: 5,00,000 shares])	1.85	2.15
Suryadev Alloys of ₹10 each [5,80,000 shares (PY: 5,80,000 shares)]	1.76	1.76
Equity shares (Quoted)		
Hathway Cable and Datacom Limited of ₹2 each [54,62,830 shares (PY: 54,62,830 shares)]	14.04	7.35
	2,176.09	2,052.07
(i) Aggregate book value of unquoted investments	2,162.05	2,044.72
(ii) Aggregate value of quoted investments and market value thereof	14.04	7.35
(iii) Refer Note 41 for information about fair value measurement and Note 42 for credit risk and market risk of investment		
(iv) ^ Figures being less than ₹50,000 in each case, has not been disclosed		
(v) Dividend income from Faering Capital India Evolving Fund aggregates to ₹0.33 crs (PY: ₹1.17 crs)		

5 Non-current trade receivables (at amortised cost)

(₹ in Crores)

Particulars	March 31, 2021	March 31, 2020
Trade receivables, considered good - unsecured	0.08	0.10
	0.08	0.10

Notes to the Financial Statements

for the year ended March 31, 2021

6 Non-current loans (at amortised cost)

(₹ in Crores)

Particulars	March 31, 2021	March 31, 2020
Unsecured, considered good		
a) Loans to employees	0.01	0.01
b) Security Deposits	23.63	17.18
	23.64	17.19

7 Other Non-current Assets

(₹ in Crores)

Particulars	March 31, 2021	March 31, 2020
(i) Unsecured, considered good		
a) Capital advances	69.84	40.58
b) Prepaid expenses	25.32	39.87
c) Balances and deposit with Government Authorities	15.49	17.55
(ii) Unsecured, considered doubtful		
a) Balances and deposit with Government Authorities	20.34	26.73
	130.99	124.73
Less: Provision for doubtful advances	20.34	26.73
	110.65	98.00

8 Inventories

(₹ in Crores)

Particulars	March 31, 2021	March 31, 2020
(At lower of cost and net realisable value)		
a) Stores and spares	55.32	46.33
b) Raw materials [Including in transit/ lying in bonded warehouse ₹ 257.78 crs (PY: ₹ 176.08 crs)]	766.77	577.40
c) Work-in-progress	729.74	707.76
d) Finished goods	789.12	854.28
e) Stock-in-trade	5.24	6.50
	2,346.19	2,192.27

- The cost of inventories recognised as an expense during the year has been disclosed on the face of the Statement of Profit and Loss and Note 33.
- The cost of inventories recognised as an expense includes ₹ 21.71 crs (PY: ₹ 16.72) in respect of write downs of inventory.

Notes to the Financial Statements

for the year ended March 31, 2021

9 Current Investments

(₹ in Crores)

Particulars	No. of units	March 31, 2021	No. of units	March 31, 2020
Investments at fair value through Profit & Loss				
UNITS OF MUTUAL FUND (Unquoted)				
Aditya Birla Sun Life Liquid Fund - Growth Direct Plan ₹ 100 each	45,38,925	150.48	-	-
HDFC Liquid Fund - Growth Direct Plan of ₹ 1000 each	4,95,668	200.52	-	-
ICICI Prudential Liquid Fund - Growth Direct Plan of ₹ 100 each	46,07,607	140.41	-	-
ICICI Prudential Money Market Fund - Direct Plan Growth of ₹ 100 each	1,69,323	5.00	-	-
SBI Liquid Fund - Direct Growth of ₹ 1000 each	4,35,828	140.41	-	-
Kotak Liquid Fund - Growth Direct Plan of ₹ 1000 each	2,77,368	115.36	-	-
DSP Liquid Fund - Growth Direct Plan of ₹ 1000 each	4,43,224	130.36	-	-
DSP Black Rock India Enhanced Equity Fund - Class B - 3 of ₹ 100 each	-	-	5,00,000	8.71
		882.54		8.71
UNITS OF MUTUAL FUND (Quoted)				
HDFC Cancer Cure Fund-Debt Plan of ₹ 10 each	-	-	1,00,00,000	10.02
		-		10.02
		882.54		18.73
Aggregate amount of quoted investment and market value thereof		-		10.02
Aggregate amount of unquoted investment		882.54		8.71

- Refer Note 41 for information about fair value measurement and Note 42 for credit risk and market risk of investment.

10 Trade receivables (Unsecured) (at amortised cost)

(₹ in Crores)

Particulars	March 31, 2021	March 31, 2020
Trade receivables, Considered good - Unsecured	906.66	835.65
Less: Loss allowance	19.29	20.35
Total	887.37	815.30

Refer Note no 39 for Related Party disclosure for trade receivables from related parties.

The Company's exposure to credit and currencies risks, and loss allowances related to trade receivables are disclosed in Note 42.

Notes to the Financial Statements

for the year ended March 31, 2021

11 Cash and Cash Equivalents

(₹ in Crores)

Particulars	March 31, 2021	March 31, 2020
a) Balances with banks on Current Account	19.51	107.79
b) Cheques, drafts in hand	62.88	36.88
c) Cash in hand	0.15	0.20
	82.54	144.87

12 Bank balances other than Cash and Cash Equivalents

(₹ in Crores)

Particulars	March 31, 2021	March 31, 2020
Unclaimed Dividend Account	8.81	9.72
	8.81	9.72

13 Loans (at amortised cost)

(₹ in Crores)

Particulars	March 31, 2021	March 31, 2020
Unsecured, considered good		
a) Loans to employees	0.02	0.02
b) Security Deposits	14.63	14.96
	14.65	14.98

14 Other Financial Assets (at amortised cost)

(₹ in Crores)

Particulars	March 31, 2021	March 31, 2020
Unsecured, considered good		
a) Rebates and discounts receivables	38.50	24.66
	38.50	24.66

15 Other current assets

(₹ in Crores)

Particulars	March 31, 2021	March 31, 2020
a) Advance to suppliers	9.19	17.19
b) Other recoverables and advances*	33.40	22.52
c) Balances and deposit with Government Authorities	65.71	53.18
d) Prepaid expenses	25.99	26.08
	134.29	118.97

*includes export incentive receivables aggregating to ₹ 29.97 crs (PY: ₹ 17.99 crs)

Notes to the Financial Statements

for the year ended March 31, 2021

16 SHARE CAPITAL

(₹ in Crores)

Particulars	March 31, 2021	March 31, 2020
a) Authorised		
100,00,00,000 (PY: 100,00,00,000) Equity Shares of ₹ 1 each	100.00	100.00
	100.00	100.00
b) Issued, subscribed & fully paid-up		
85,00,00,000 (PY: 85,00,00,000) Equity Shares of ₹ 1 each	85.00	85.00
	85.00	85.00
c) Reconciliation of the number of equity shares outstanding at the beginning and at the end of the reporting year		
Balance at the beginning and at the end of the year	85,00,00,000	85,00,00,000
d) Terms / rights attached to equity shares		
The company has only one class of Equity Shares having a Par Value of ₹ 1 per share. Each Holder of Equity Shares is entitled to one Vote per share.		
In the event of Liquidation of the Company, the holders of equity shares will be entitled to receive remaining assets of the company, after distribution of all preferential amounts. The distribution will be in proportion to the number of equity shares held by the shareholders.		
e) Shares held by holding company		
Name of Shareholder		
Chloride Eastern Limited, UK (considered to be Holding company by virtue of de-facto control) 45.99% (PY: 45.99%)	39,09,54,666	39,09,54,666
f) Details of shareholders holding more than 5% shares in Company		
Name of Shareholder		Number of Shares
Chloride Eastern Limited, UK holding 45.99% (PY: 45.99%)	39,09,54,666	39,09,54,666
Life Insurance Corporation of India 5.89% (PY: 3.09%)	5,00,44,588	2,62,84,775
As per records of the company, including its register of shareholders / members and other declaration received from shareholders, the above shareholding represents legal ownership of shares.		

17 OTHER EQUITY

(₹ in Crores)

Particulars	March 31, 2021	March 31, 2020
a) Securities Premium	737.88	737.88
Premium received on equity shares issued is recognised in the securities premium		
b) Retained earnings	6,058.73	5,470.53
Retained earnings are profits that the Company has earned till date, less dividends or other distributions paid to the shareholders. It also includes re-measurement gain/ loss of defined benefit plans.		
c) Items of Other Comprehensive Income		
- Fair value of Equity instruments through OCI	11.90	2.70
Changes in fair value of equity instruments recorded in other comprehensive income		
	6,808.51	6,211.11

Notes to the Financial Statements

for the year ended March 31, 2021

18 NON-CURRENT TRADE PAYABLES (at amortised cost)

(₹ in Crores)

Particulars	March 31, 2021	March 31, 2020
Trade payable for goods & services		
Total outstanding dues of creditors other than Micro and Small Enterprises	6.64	5.74
	6.64	5.74

19 OTHER NON-CURRENT FINANCIAL LIABILITIES (at amortised cost)

(₹ in Crores)

Particulars	March 31, 2021	March 31, 2020
Payable for capital goods	3.75	2.95
	3.75	2.95

20 NON-CURRENT PROVISIONS

(₹ in Crores)

Particulars	March 31, 2021	March 31, 2020
Provision for employee benefits (refer note 36)		
Post retirement medical benefits	4.58	4.55
Gratuity	9.10	17.84
Pension	0.17	3.42
Compensated absences	38.14	36.44
Others		
Provision for site restoration liabilities	1.69	1.53
	53.68	63.78
Provision for site restoration liabilities		
A provision is recognised for site restoration liabilities on leasehold lands taken by the Company:		
Opening Balance	1.53	1.38
Add: Interest accrued on the provision during the year	0.16	0.15
Closing Balance	1.69	1.53

21 DEFERRED TAX LIABILITY (NET)

(₹ in Crores)

Particulars	March 31, 2021	March 31, 2020
Deferred tax liabilities	118.26	136.22
Less: Deferred tax assets	41.21	34.36
	77.05	101.86

Notes to the Financial Statements

for the year ended March 31, 2021

21 DEFERRED TAX LIABILITY (NET) (Contd..)

Movement in deferred tax liabilities / assets balances:

(₹ in Crores)

2020-21	April 01, 2020	Movement through Statement of Profit and Loss	Movement through Other Comprehensive Income	March 31, 2021
Deferred tax liabilities:				
Arising out of temporary difference in depreciable assets	(132.40)	15.85	-	(116.55)
Expenses claimed as deduction as per Income Tax Act, 1961 but not booked in current year	(3.82)	2.11	-	(1.71)
Deferred tax assets:				
On expenses allowable against taxable income in future years	30.95	7.03	-	37.98
On lease liabilities (net of Right-of-use assets)	0.14	1.64	-	1.78
Unrealised loss on investment	2.91	(0.11)	(1.35)	1.45
Others	0.36	(0.36)	-	-
	(101.86)	26.16	(1.35)	(77.05)

(₹ in Crores)

2019-20	April 01, 2019	Movement through Statement of Profit and Loss	Movement through Other Comprehensive Income	March 31, 2020
Deferred tax liabilities:				
Arising out of temporary difference in depreciable assets	(207.30)	74.90	-	(132.40)
Expenses claimed as deduction as per Income Tax Act, 1961 but not booked in current year	(4.76)	0.94	-	(3.82)
Deferred tax assets:				
On expenses allowable against taxable income in future years	35.50	(4.55)	-	30.95
On lease liabilities (net of Right of use assets)	-	0.14	-	0.14
Unrealised loss on investment	0.92	(0.05)	2.04	2.91
Others	0.50	(0.14)	-	0.36
	(175.14)	71.24	2.04	(101.86)

Notes to the Financial Statements

for the year ended March 31, 2021

21 DEFERRED TAX LIABILITY (NET) (Contd..)

Particulars	2020-21		2019-20	
	Rate	(₹ in Crores)	Rate	(₹ in Crores)
Reconciliation of statutory rate of tax and effective rate of tax:				
At India's statutory income tax rate of 25.17% (PY: 25.17%)	25.17%	256.19	25.17%	260.54
Adjustments:				
Impact of reduction in corporate tax rate	-	-	-4.76%	(49.25)
Non-deductible expenses for tax purposes	0.52%	5.27	0.40%	4.10
Exempt income for tax purposes	-	-	-0.90%	(9.35)
Impact of lower tax rate on certain items	-0.02%	(0.22)	-	-
Others including Tax impact of earlier years	-0.15%	(1.62)	0.35%	3.64
Total tax expense	25.51%	259.62	20.26%	209.68

(₹ in Crores)

Particulars	March 31, 2021	March 31, 2020
Breakup of tax expense is as follows:		
Current tax		
Current period	277.65	278.06
Prior period	8.13	2.86
Deferred tax		
Origination and reversal of temporary differences	(26.16)	(71.24)
Total tax expenses	259.62	209.68

22 TRADE PAYABLES (at amortised cost)

(₹ in Crores)

Particulars	March 31, 2021	March 31, 2020
a) Trade payable for goods & services		
Total outstanding dues of micro and small enterprises (refer note no. 38)	132.65	71.36
Total outstanding dues of creditors other than micro and small enterprises	1,170.29	855.92
b) Acceptances	338.67	103.04
	1,641.61	1,030.32

Refer note 42 for information about liquidity risk and market risk related to trade payables.

For terms and conditions with related parties, refer to Note 39.

Notes to the Financial Statements

for the year ended March 31, 2021

23 OTHER CURRENT FINANCIAL LIABILITIES (at amortised cost)

(₹ in Crores)

Particulars	March 31, 2021	March 31, 2020
a) Unclaimed dividends (to be credited to Investor Education and Protection Fund as and when due)	8.81	9.72
b) Other payables -		
For Selling and distribution costs	66.45	143.96
For Capital goods	62.23	53.63
For Other Expenses*	83.86	68.10
	221.35	275.41

*other liabilities includes employee related liabilities aggregating to ₹ 77.04 crs (PY: ₹ 62.55 Crs)

- There are no amounts due for payment to the Investor Education and Protection Fund under Section 125 of the Companies Act, 2013 as 31 March 2021.
- Other payables for selling and distribution costs represents outstanding liabilities for incentives and trade schemes, etc.

24 OTHER CURRENT LIABILITIES

(₹ in Crores)

Particulars	March 31, 2021	March 31, 2020
a) Taxes and duties payable	109.67	52.25
b) Advances from customers	31.06	29.90
c) Deferred revenue*	34.20	59.34
	174.93	141.49

*Deferred revenue relates to loyalty credit points granted to the customers as part of sales transactions and has been estimated with reference to the fair value of the products for which they could be redeemed.

25 CURRENT PROVISIONS

(₹ in Crores)

Particulars	March 31, 2021	March 31, 2020
a) Provision for employee benefits (refer note 36)		
Post retirement medical benefits	0.38	0.38
Compensated absences	2.59	2.20
b) Others		
Provision for Warranty Claims	214.21	239.65
Provision for litilations and tax disputes	53.55	54.19
	270.73	296.42
Provisions for warranties		
A provision is recognised for expected warranty claims on products sold, based on past experience of the level of repairs and returns. The table below gives information about movement in warranty provision:		
Opening Balance	239.65	211.31
Add: Provision created during the year	196.85	269.64
Less: Utilised against warranty claims during the year	222.29	241.30
Closing Balance	214.21	239.65

Notes to the Financial Statements

for the year ended March 31, 2021

25 CURRENT PROVISIONS (Contd..)

(₹ in Crores)

Particulars	March 31, 2021	March 31, 2020
Provisions for litigations and tax disputes		
The management has estimated the provisions for pending litigation, claims and demands relating to indirect taxes based on its assessment of probability for these demands crystallising against the company in due course:		
Opening Balance	54.19	54.19
Add: Provision written back during the year	(0.64)	-
Closing Balance	53.55	54.19

26 Revenue from operations

(₹ in Crores)

Particulars	2020-21	2019-20
Sale of products	10,007.66	9,809.00
Other operating income		
Export incentive	18.43	33.75
Scrap sales	4.65	4.44
Income from Service / Installation	10.10	9.47
	10,040.84	9,856.66

(i) Sales are net of price adjustments settled during the year by the Company and discounts, trade incentives, GST etc.

Revenue disaggregation is as follows:

Disaggregation of product sold based on industry vertical and customers profile

(₹ in Crores)

Particulars	2020-21	2019-20
Institutional sales	2,488.79	2,924.29
Non-institutional sales	7,533.62	6,898.62
	10,022.41	9,822.91

Disaggregation based on geography

(₹ in Crores)

Particulars	2020-21	2019-20
India	9,311.26	9,161.67
Outside India	711.15	661.24
	10,022.41	9,822.91

Geographic location is based on the location of customers excluding export incentive.

Information about major customers:

No single customer represents 10% or more of the Company's total revenue during the year ended March 31, 2021 and March 31, 2020.

Notes to the Financial Statements

for the year ended March 31, 2021

26 Revenue from operations (Contd..)

Changes in deferred revenue are as follows:

(₹ in Crores)

Particulars	2020-21	2019-20
Balance at the beginning of the year	59.34	36.04
Revenue recognised that was included in the unearned and deferred revenue at the beginning of the year	(40.24)	(33.20)
Other adjustments - settlement through credit notes	(19.10)	(2.84)
Increase due to invoicing during the year, excluding amounts recognised as revenue during the year	34.20	59.34
Balance at the end of the year	34.20	59.34

Reconciliation of revenue recognized with the contracted price is as follows:

(₹ in Crores)

Particulars	2020-21	2019-20
Contracted revenue	10,475.81	10,269.07
Reduction towards variable consideration components	(453.40)	(446.16)
Revenue recognised	10,022.41	9,822.91

The reduction towards variable consideration comprises of discounts, incentive etc.

Contract balances

(₹ in Crores)

Particulars	2020-21	2019-20
Trade receivables	887.45	815.40
Contract liabilities	34.20	59.34
	853.25	756.06

27 Other Income

(₹ in Crores)

Particulars	2020-21	2019-20
Interest Income on :		
Income Tax refunds	-	4.79
Financial assets carried at amortised cost	0.98	0.94
Dividend Income on		
Long Term Investments in subsidiaries	8.56	17.04
Current investments in mutual funds designated at FVTPL	26.69	20.11
Other non-operating income		
Gain on fair value of investments in mutual funds units designated at FVTPL	-	0.42
Net foreign exchange Gain	19.73	11.88
Rental income from investment property	2.83	2.12
Others	6.65	6.64
	65.44	63.94

Notes to the Financial Statements

for the year ended March 31, 2021

28 Cost of materials consumed

Particulars	(₹ in Crores)	
	2020-21	2019-20
Opening Stock	577.40	451.64
Add: Purchases	6,716.98	6,645.56
	7,294.38	7,097.20
Less: Closing Stock	766.77	577.40
	6,527.61	6,519.80

Cost of material consumed includes net proceeds from scrap battery.

29 Changes in inventories of finished goods, work-in-progress and stock-in-trade

Particulars	(₹ in Crores)	
	2020-21	2019-20
Opening Stock		
Work-in-progress	707.76	530.04
Finished goods	854.28	773.68
Stock-in-trade	6.50	5.24
	1,568.54	1,308.96
Closing Stock		
Work-in-progress	729.74	707.76
Finished goods	789.12	854.28
Stock-in-trade	5.24	6.50
	1,524.10	1,568.54
	44.44	(259.58)

30 Employee benefit expenses

Particulars	(₹ in Crores)	
	2020-21	2019-20
Salaries, wages and bonus	617.08	567.83
Contribution to provident and other funds (Refer Note 36)	38.73	34.08
Staff welfare expenses	65.71	64.49
	721.52	666.40

The Indian Parliament has approved the Code on Social Security, 2020 ('Code') which may have impact on the employee benefits during employment and post employment benefits. The Company will assess the impact of the Code and record any related impact in the period in which the Code becomes effective and the related rules are notified.

31 Finance costs

Particulars	(₹ in Crores)	
	2020-21	2019-20
Interest expenses	4.45	6.95
Interest on lease liabilities	19.32	2.45
	23.77	9.40

Notes to the Financial Statements

for the year ended March 31, 2021

32 Depreciation and Amortisation

Particulars	(₹ in Crores)	
	2020-21	2019-20
Depreciation of property, plant and equipments	356.89	350.60
Amortisation of intangible assets	12.65	10.54
Depreciation of investment property	0.71	0.35
Depreciation of right-of-use asset	9.10	1.14
	379.35	362.63

33 Other expenses

Particulars	(₹ in Crores)	
	2020-21	2019-20
Stores and spare parts consumed	70.68	68.24
Power and fuel	286.61	331.59
Battery Charging / Battery assembly expenses	71.80	92.75
Repairs and maintenance		
Buildings	6.34	7.17
Plant & machinery	24.57	25.11
Others	1.47	2.16
Software expenses	45.06	39.65
Rent & Hire Charges	42.68	41.00
Rates and taxes	4.26	9.12
Insurance	10.71	8.56
Commission	1.60	1.13
Royalty and Technical Aid Fees	38.53	53.37
Warranty expenses	196.85	269.64
Publicity and Sales Promotion	34.33	68.01
Freight & Forwarding (net)	288.15	276.63
After Sales Services	71.78	68.11
Clearing and forwarding Expenses	41.81	36.06
Travelling & Conveyance	13.58	33.61
Bank Charges	1.02	1.67
Communication Costs	3.34	4.25
Donations	0.01	0.02
Directors' Sitting Fees	0.10	0.24
Loss on Property, plant and equipment sold/discarded (net)	0.15	2.07
Auditors' Remuneration:		
As Auditors		
- For Statutory audit	0.64	0.49
- For Limited Reviews	0.39	0.39
- For Others	0.05	0.05
As Tax Auditors	0.07	0.07
Other Services	0.05	0.09
Out of pocket expenses	0.06	0.10
Miscellaneous expenses (refer Note 33.1)	127.54	117.54
	1,384.23	1,558.89

Notes to the Financial Statements

for the year ended March 31, 2021

33.1 Miscellaneous Expenses

(₹ in Crores)

Particulars	2020-21	2019-20
Motor Vehicle Running Expenses	6.70	6.88
Consultancy & Services outsourced	65.23	57.55
Security Service Charges	9.33	9.38
General Expenses	4.14	1.07
Legal Expenses	1.62	2.47
Printing & Stationery	3.99	5.71
Total Quality Management Expenses	0.23	0.10
Corporate Social Responsibility expenses	20.94	20.76
Pollution Control Expenses	4.40	4.96
Testing Charges	1.24	1.55
Liquidated Damages	0.04	0.11
Battery Erection / Installation Costs	9.68	7.00
	127.54	117.54

The Company has spent ₹ 20.94 crs (PY: ₹ 20.76 crs) towards various schemes of Corporate Social Responsibility as prescribed under Sec. 135 of the Companies Act, 2013. The details are:

- I. Gross amount required to be spent by the Company during the year ₹ 20.91 crs (PY: ₹ 20.49 crs)
- II. Amount spent during the year on :

(₹ in Crores)

Particulars	2020-21	2019-20
i) Construction/Acquisition of any asset	5.41	-
ii) For purposes other than (i) above	15.53	20.76
	20.94	20.76

34 Earnings per share (EPS)

(₹ in Crores)

Particulars	2020-21	2019-20
Details for calculation of basic and diluted earning per share:		
Profit after tax as per Statement of Profit and Loss	758.28	825.51
Weighted average number of equity share (Numbers)	85,00,00,000	85,00,00,000
Basic and diluted earning per share (₹)	8.92	9.71

35 Significant accounting judgements, estimates and assumptions

The preparation of the financial statements requires management to make judgements, estimates and assumptions, as described below, that affect the reported amounts and the disclosures. The Company based its assumptions and estimates on parameters available when

the financial statements were prepared and are reviewed at each Balance Sheet date. Uncertainty about these assumptions and estimates could result in outcomes that may require a material adjustment to the reported amounts and disclosures. Information about critical judgements in applying accounting policies, as well as estimates and assumptions that have the most significant effect on the financial statements is as follows:

Notes to the Financial Statements

for the year ended March 31, 2021

35 Significant accounting judgements, estimates and assumptions (Contd..)

(a) Estimation of uncertainty due to COVID-19 pandemic

The Company has considered the possible risk that may result from the pandemic relating to COVID-19 on the carrying amounts of assets including inventories, receivables, investments and other financial and non-financial assets. As per the assessment carried out by the management based on the internal and external information available upto the date of approval of these standalone financial statements, the Company does not foresee any uncertainty related to recoverability or liquidation of the aforesaid assets and also about the ability of the non-financial assets to generate future economic benefits.

However, the impact assessment of COVID-19 is a continuing process given the uncertainties associated with its nature and duration. The impact of the global health pandemic may be different from that estimated as at the date of approval of these standalone financial statements and the Company will continue to closely monitor any material changes to future economic conditions.

(b) Employee benefit plans

The cost of the employment benefit plans and their present value are determined using actuarial valuations which involves making various assumptions that may differ from actual developments in the future. For further details refer Note 36.

(c) Fair value measurement of investments

The fair value of unquoted investments are determined using valuation methods which involves making various assumptions that may differ from actual developments in the future. For further details refer Note 41.

(d) Customer's loyalty programme

Judgement is required to determine the transaction price for the contract. The transaction price could be either a fixed amount of customer consideration or variable consideration with elements such as volume discounts and incentives. Any consideration payable to the customer is adjusted to the transaction price, unless it is a payment for a distinct product or service from the customer.

The Company estimates the fair value of points/awards accrued under the incentive schemes based on application of budgeted incentive payout rate or based on the fair value of the products against which such points/awards could be redeemed. Refer note 23 and 24 for further details.

(e) Warranty provisioning

The Company estimates the provision for warranty based on past trend of actual issues of batteries under warranty. As at 31 March 2021, the estimated liability towards warranty amounted to approximately ₹ 214.21 crs (PY: ₹ 239.64 crs). For further details refer Note 25. The provision towards warranty is not discounted as the management, based on past trend, expects to use the provision within twelve months after the Balance Sheet date.

(f) Provision for litigations and tax disputes

The likelihood of outcome of litigations and tax disputes are estimated by the management based on past experiences, legal advice, other public information etc. For further details, refer Note 25.

Notes to the Financial Statements

for the year ended March 31, 2021

36 Gratuity and Other Post employment Benefit Plans

(₹ in Crores)

Particulars	2020-21			2019-20		
	GRATUITY	PENSION	PRMB	GRATUITY	PENSION	PRMB
	Plan (Benefit)			Plan (Benefit)		
I Expenses recognised in the statement of Profit & Loss						
1 Current Service Cost	8.73	-	0.05	7.39	-	0.04
2 Interest Cost	7.27	0.26	0.32	6.95	0.27	0.35
3 Expected Return on plan assets	(6.68)	(0.14)	-	(6.82)	(0.03)	-
4 Total	9.32	0.12	0.37	7.52	0.24	0.39
Expenses recognised in OCI						
5 Actuarial (Gains) / Losses	0.10	0.05	(0.05)	10.73	0.29	0.14
6 Total Expense	9.42	0.17	0.32	18.25	0.53	0.53
II Net Asset / (Liability) recognised in the Balance Sheet						
1 Present Value of Defined Benefit Obligation	119.80	3.96	4.96	112.88	3.85	4.93
2 Fair Value of Plan Assets	110.70	3.79	-	95.04	0.43	-
3 Net Asset / (Liability)	(9.10)	(0.17)	(4.96)	(17.84)	(3.42)	(4.93)
III Change in Obligation during the year						
1 Present Value of Defined Benefit Obligation at the beginning of the year	112.88	3.85	4.93	97.25	4.02	4.62
2 Current Service Cost	8.73	-	0.05	7.39	-	0.04
3 Interest Cost	7.27	0.26	0.32	6.95	0.27	0.35
4 Benefits Paid	(8.70)	(0.10)	(0.29)	(9.05)	(0.73)	(0.22)
5 Actuarial (Gains) / Losses Arising from changes in experience	0.58	(0.04)	(0.02)	3.35	0.21	(0.18)
Arising from changes in demographic assumptions	-	-	-	-	-	-
Arising from changes in financial assumptions	(0.96)	(0.01)	(0.03)	6.99	0.08	0.32
Total	(0.38)	(0.05)	(0.05)	10.34	0.29	0.14
6 Present Value of Defined Benefit Obligation at the end of the year	119.80	3.96	4.96	112.88	3.85	4.93
IV Change in the Fair Value of Plan Assets during the year						
1 Plan assets at the beginning of the year	95.04	0.43	-	93.28	0.40	-
2 Expected return on plan assets	6.68	0.14	-	6.82	0.03	-

Notes to the Financial Statements

for the year ended March 31, 2021

36 Gratuity and Other Post employment Benefit Plans (Contd..)

(₹ in Crores)

Particulars	2020-21			2019-20		
	GRATUITY	PENSION	PRMB	GRATUITY	PENSION	PRMB
	Plan (Benefit)			Plan (Benefit)		
3 Contribution by employer	18.16	3.42	-	4.38	0.73	-
4 Transfers	-	-	-	-	-	-
5 Actual Benefits Paid	(8.70)	(0.10)	-	(9.05)	(0.73)	-
6 Actuarial Gains / (Losses)	(0.48)	(0.10)	-	(0.39)	-	-
7 Plan assets at the end of the year	110.70	3.79	-	95.04	0.43	-
8 Actual return on Plan Assets	6.20	0.04	-	6.43	0.03	-
V The major categories of plan assets as a percentage of the fair value of total plan assets						
Investments with insurer	100%	100%	-	100%	100%	-
VI Maturity profile of the defined benefit obligation						
Weighted average duration of the defined benefit obligation	5 & 9 years	2 years	9 years	6 & 9 years	3 years	9 years
Expected benefit payments for the year ending						
Not later than 1 year	9.63	1.01	0.39	6.38	0.69	0.38
Later than 1 year and not later than 5 years	45.77	2.57	1.73	45.30	2.69	1.69
More than 5 years	72.88	0.96	2.17	69.06	1.09	2.14

VII Actuarial Assumptions

1 Discount Rate	6.8 % p.a (March 31, 2020: 6.7% p.a.)
2 Mortality pre retirement	Indian Assured Lives Mortality (2006-08) (modified) Ult.
3 Mortality post retirement	LIC (1996-98) Ultimate
4 Employee Turnover Rate	2% (March 31, 2020: 2%)
5 Expected increase in salary	
- executive staff	10 % p.a (March 31, 2020: 10% p.a.)
- other management staff	8 % p.a (March 31, 2020: 8% p.a.)
- non-management staff	5 % p.a (March 31, 2020: 5% p.a.)

VIII In 2021-22 the Company expects to contribute ₹ 9.00 crs (2020-21: ₹ 18.00 crs) to gratuity and ₹ 0.17 crs (2020-21: ₹ 3.40 crs) to Pension funds.

IX Healthcare cost trend rates have no effect on the amounts recognised in the Statement of Profit and Loss, since the benefit is in the form of a fixed amount as per the various grades, which is not subject to change.

Notes to the Financial Statements

for the year ended March 31, 2021

36 Gratuity and Other Post employment Benefit Plans (Contd..)

X The estimates of future salary increases considered in actuarial valuation, take account of inflation, seniority, promotion and other relevant factors, such as supply and demand in the employment market.

XI The Company makes contribution to provident fund, superannuation fund and employees' state insurance schemes, which are defined contribution plans. Total contribution to the aforesaid funds during the year aggregated to ₹ 28.93 crs (2019-20 - ₹ 25.93 crs).

			(₹ in Crores)	
Particulars	2020-21	2019-20		
1 Gratuity				
Defined Benefit Obligation	119.80	112.88		
Plan Assets	110.70	95.04		
Surplus / (deficit)	(9.10)	(17.84)		
Experience (Gain) / loss adjustments on plan liabilities	0.58	3.35		
Experience Gain / (loss) adjustments on plan assets	(0.48)	(0.39)		
2 Pension				
Defined Benefit Obligation	3.96	3.85		
Plan Assets	3.79	0.43		
Surplus / (deficit)	(0.17)	(3.42)		
Experience (Gain) / loss adjustments on plan liabilities	(0.04)	0.21		
Experience Gain / (loss) adjustments on plan assets	(0.10)	-		
3 Post Retirement Medical Benefit				
Defined Benefit Obligation	4.96	4.93		
Experience Gain / (loss) adjustments on plan liabilities	(0.02)	(0.18)		

XIII The basis of various assumptions used in actuarial valuations and their quantitative sensitivity analysis is as shown below:

					(₹ in Crores)			
Particulars	March 31, 2021		March 31, 2020					
	Discount rate (a)		Discount rate (a)					
Assumptions								
Sensitivity level	1% increase	1% decrease	1% increase	1% decrease				
Impact on Retiral Benefit	(9.42)	10.79	(9.13)	10.48				
Assumptions	Future salary increases (b)		Future salary increases (b)					
Sensitivity level	1% increase	1% decrease	1% increase	1% decrease				
Impact on Retiral Benefit	9.87	(8.86)	9.46	(8.51)				

(a) Based on interest rates of government bonds

(b) Based on managements estimate

Notes to the Financial Statements

for the year ended March 31, 2021

37 Commitments and contingencies

(i) Capital and other commitments

			(₹ in Crores)	
Particulars	March 31, 2021	March 31, 2020		
Commitment for acquisition of fixed assets	732.46	494.64		
Commitment for investment	1.05	9.85		
	733.51	504.49		

(ii) Contingent Liabilities

			(₹ in Crores)	
Particulars	March 31, 2021	March 31, 2020		
Guarantees excluding financial guarantees				
Outstanding Bank Guarantees / Indemnity Bonds	42.42	41.08		
Claims against the company not acknowledged as debt				
Sales Tax demands	5.46	5.73		
Excise Duty demands	4.82	4.82		
Income Tax demands	3.05	3.05		
Claim from a landlord , an appeal whereby is pending in Hon'ble Bombay High Court	Not Ascertainable	Not Ascertainable		
	55.75	54.68		

38 Details of dues to micro and small enterprises as defined under Micro, Small and Medium Enterprises Development Act, 2006 (MSMED Act)

			(₹ in Crores)	
Particulars	March 31, 2021	March 31, 2020		
Principal and interest amount remaining unpaid				
- Principal	132.65	71.36		
- Interest	-	-		
The amount of interest paid by the Company in terms of Section 16 of the MSMED Act alongwith the amount of the payment made to the supplier beyond the appointed date during the year.	-	-		
The amount of the payments made to micro and small suppliers beyond the appointed day during each accounting year.	-	-		
The amount of interest due and payable for the period of delay in making payment (which have been paid but beyond the appointed day during the year) but without adding the interest specified under MSMED Act.	-	-		
The amount of interest accrued and remaining unpaid at the end of each accounting year.	-	-		
The amount of further interest remaining due and payable even in the succeeding years, until such date when the interest dues above are actually paid to the small enterprise, for the purpose of disallowance of a deductible expenditure under section 23 of the MSMED Act.	0.14	0.14		

Notes to the Financial Statements

for the year ended March 31, 2021

39 Related Party Disclosure:

i) Particulars of related parties :

A. Where control exists

1. Subsidiaries	Chloride Batteries S.E. Asia Pte. Limited, Singapore (CBSEA)
	Chloride International Limited (CIL)
	Chloride Power Systems and Solutions Limited (CPSSL)
	Espex Batteries Limited, UK (Espex)
	Associated Battery Manufacturers (Ceylon) Ltd , Sri Lanka (ABML)
	Chloride Metals Limited (CML)
	Exide Life Insurance Company Limited (ELI)
	Exide Leclanche Energy Private Limited (ELEPL)
	Chloride Eastern Limited, UK. (CEL)
	Chloride Eastern Industries Pte Limited, Singapore (CEIL)
2. Enterprise / Individuals having a direct or indirect control over the Company	LIEC Holdings SA, Switzerland
	Mr. S. B. Raheja

B. Where significant influence exists

Associates	CSE Solar Sunpark Maharashtra Private Limited (CSSMPL)
	CSE Solar Sunpark Tamil Nadu Private Limited (CSSTPL)
	Greenyana Solar Private Limited (GSPL)

C. Others

1. Key Management Personnel	Mr. Bharat D. Shah, Director	
	Mr. R. B. Raheja, Director	
	Mr. G Chatterjee, Whole Time Director	
	Mr. Subir Chakraborty, Whole Time Director	
	Mr. Nawshir H. Mirza, Director (up to October 27,2020)	
	Mr. Vijay Agarwal, Director (up to August 3,2019)	
	Mr. Sudhir Chand, Director	
	Ms. Mona N. Desai, Director	
	Mr. Surin S. Kapadia, Director	
	Mr. A K Mukherjee, Whole Time Director	
	Mr. Arun Mittal, Whole Time Director	
	Mr. Jitendra Kumar, Company Secretary	
	2. Name of the Companies / firms / in which Directors / Key Management Personnel have significant influence with whom transactions have happened during the year	Shalini Construction Company Private Limited (Shalini Construction)
		Peninsula Estates Private Limited (Peninsula Estates)
		Raheja QBE General Insurance Company Limited (Raheja QBE)
	3. Employees Trusts where there is significant influence:	Chloride Officer's Provident Fund (COPF)

Notes to the Financial Statements

for the year ended March 31, 2021

39 Related Party Disclosure: (Contd..)

ii) Details of transactions entered into with the related parties:

Particulars	(₹ in Crores)						
	Subsidiaries	Enterprise/ Individuals having direct or indirect control	Entities in which individuals with direct/ indirect control over the Company have a significant influence or is a member of Key Managerial Personnel	Associate Company	Key Management Personnel	Employees Trust	Total
	Transaction Value	Transaction Value	Transaction Value	Transaction Value	Transaction Value	Transaction Value	Transaction Value
Purchases of goods/ Capital assets							
CML	2,140.47	-	-	-	-	-	2,140.47
	(2,339.28)	-	-	-	-	-	(2,339.28)
CPSSL	12.05	-	-	-	-	-	12.05
	(15.28)	-	-	-	-	-	(15.28)
ESPEX	-	-	-	-	-	-	-
	(0.03)	-	-	-	-	-	(0.03)
ELEPL	-	-	-	-	-	-	-
	(1.61)	-	-	-	-	-	(1.61)
Total	2,152.52	-	-	-	-	-	2,152.52
	(2,356.20)	-	-	-	-	-	(2,356.20)
Purchase of Electricity							
CSSMPL	-	-	-	7.87	-	-	7.87
	-	-	-	-	-	-	-
CSSTPL	-	-	-	13.53	-	-	13.53
	-	-	-	-	-	-	-
Total	-	-	-	21.40	-	-	21.40
	-	-	-	-	-	-	-
Sale of goods							
CBSEA	25.65	-	-	-	-	-	25.65
	(41.12)	-	-	-	-	-	(41.12)
CPSSL	16.26	-	-	-	-	-	16.26
	(24.68)	-	-	-	-	-	(24.68)
ESPEX	66.43	-	-	-	-	-	66.43
	(53.20)	-	-	-	-	-	(53.20)
CML	465.34	-	-	-	-	-	465.34
	(470.63)	-	-	-	-	-	(470.63)

Notes to the Financial Statements

for the year ended March 31, 2021

39 Related Party Disclosure: (Contd..)

(₹ in Crores)

Particulars	Subsidiaries	Enterprise/ Individuals having direct or indirect control	Entities in which individuals with direct/ indirect control over the Company have a significant influence or is a member of Key Managerial Personnel	Associate Company	Key Management Personnel	Employees Trust	Total
	Transaction Value	Transaction Value	Transaction Value	Transaction Value	Transaction Value	Transaction Value	Transaction Value
ABML	4.60	-	-	-	-	-	4.60
	(5.40)	-	-	-	-	-	(5.40)
ELEPL	1.69	-	-	-	-	-	1.69
	(0.13)	-	-	-	-	-	(0.13)
Total	579.97	-	-	-	-	-	579.97
	(595.16)	-	-	-	-	-	(595.16)
Rent and Maintenance Costs							
CIL	0.62	-	-	-	-	-	0.62
	(0.62)	-	-	-	-	-	(0.62)
Shalini	-	-	0.71	-	-	-	0.71
Construction	-	-	(0.71)	-	-	-	(0.71)
Peninsula	-	-	0.18	-	-	-	0.18
Estates	-	-	(0.18)	-	-	-	(0.18)
Total	0.62	-	0.89	-	-	-	1.51
	(0.62)	-	(0.89)	-	-	-	(1.51)
Insurance Expenses							
Raheja QBE	-	-	0.01	-	-	-	0.01
	-	-	(0.02)	-	-	-	(0.02)
Employee Welfare Expenses							
ELI	1.22	-	-	-	-	-	1.22
	(1.07)	-	-	-	-	-	(1.07)
Investments during the year							
CML	35.00	-	-	-	-	-	35.00
	-	-	-	-	-	-	-
CPSSL	5.00	-	-	-	-	-	5.00
	-	-	-	-	-	-	-
ELEPL	66.35	-	-	-	-	-	66.35
	(84.60)	-	-	-	-	-	(84.60)

Notes to the Financial Statements

for the year ended March 31, 2021

39 Related Party Disclosure: (Contd..)

(₹ in Crores)

Particulars	Subsidiaries	Enterprise/ Individuals having direct or indirect control	Entities in which individuals with direct/ indirect control over the Company have a significant influence or is a member of Key Managerial Personnel	Associate Company	Key Management Personnel	Employees Trust	Total
	Transaction Value	Transaction Value	Transaction Value	Transaction Value	Transaction Value	Transaction Value	Transaction Value
CSSMPL	-	-	-	-	-	-	-
	-	-	-	(7.24)	-	-	(7.24)
CSSTPL	-	-	-	-	-	-	-
	-	-	-	(10.87)	-	-	(10.87)
GSPL	-	-	-	-	-	-	-
	-	-	-	(5.25)	-	-	(5.25)
Total	106.35	-	-	-	-	-	106.35
	(84.60)	-	-	(23.36)	-	-	(107.96)
Dividend Income							
ESPEX	0.30	-	-	-	-	-	0.30
	-	-	-	-	-	-	-
CML	7.86	-	-	-	-	-	7.86
	(9.48)	-	-	-	-	-	(9.48)
CIL	0.41	-	-	-	-	-	0.41
	(7.56)	-	-	-	-	-	(7.56)
Total	8.57	-	-	-	-	-	8.57
	(17.04)	-	-	-	-	-	(17.04)
Technical Assistance Expenses							
CEIL	-	0.14	-	-	-	-	0.14
	-	(0.13)	-	-	-	-	(0.13)
Technical Assistance Income							
ABML	0.49	-	-	-	-	-	0.49
	(0.46)	-	-	-	-	-	(0.46)
Marketing Expenses							
CBSEA	1.78	-	-	-	-	-	1.78
	(1.97)	-	-	-	-	-	(1.97)

Notes to the Financial Statements

for the year ended March 31, 2021

39 Related Party Disclosure: (Contd..)

(₹ in Crores)

Particulars	Subsidiaries	Enterprise/ Individuals having direct or indirect control	Entities in which individuals with direct/ indirect control over the Company have a significant influence or is a member of Key Managerial Personnel	Associate Company	Key Management Personnel	Employees Trust	Total
	Transaction Value	Transaction Value	Transaction Value	Transaction Value	Transaction Value	Transaction Value	Transaction Value
ESPEX	0.06	-	-	-	-	-	0.06
	(0.28)	-	-	-	-	-	(0.28)
Total	1.84	-	-	-	-	-	1.84
	(2.25)	-	-	-	-	-	(2.25)
Contributions to employees benefit plans							
COPF	-	-	-	-	-	22.58	22.58
	-	-	-	-	-	(22.12)	(22.12)
Rental Income							
CPSSL	0.05	-	-	-	-	-	0.05
	(0.06)	-	-	-	-	-	(0.06)
Lease Rental							
ELEPL	3.34	-	-	-	-	-	3.34
	(2.51)	-	-	-	-	-	(2.51)
Sale of Assets							
CML	-	-	-	-	-	-	-
	(0.08)	-	-	-	-	-	(0.08)
ABML	-	-	-	-	-	-	-
	(0.17)	-	-	-	-	-	(0.17)
Total	-	-	-	-	-	-	-
	(0.25)	-	-	-	-	-	(0.25)
Remuneration*							
Short term employee benefits (including commission and sitting fees)	-	-	-	-	15.71	-	15.71
	-	-	-	-	(11.76)	-	(11.76)

Notes to the Financial Statements

for the year ended March 31, 2021

39 Related Party Disclosure: (Contd..)

(₹ in Crores)

Particulars	Subsidiaries	Enterprise/ Individuals having direct or indirect control	Entities in which individuals with direct/ indirect control over the Company have a significant influence or is a member of Key Managerial Personnel	Associate Company	Key Management Personnel	Employees Trust	Total
	Transaction Value	Transaction Value	Transaction Value	Transaction Value	Transaction Value	Transaction Value	Transaction Value
Post retirement benefits	-	-	-	-	1.62	-	1.62
	-	-	-	-	(1.55)	-	(1.55)
Total	-	-	-	-	17.33	-	17.33
	-	-	-	-	(13.31)	-	(13.31)

*Does not include post-employment benefit based on actuarial valuation as this is done for the Company as a whole.

Transaction amount disclosed above are inclusive of tax, wherever applicable.

Figures for the previous year are in brackets.

iii) Details of amounts due to or due from related parties as at March 31, 2021 and March 31, 2020 are as follows:

(₹ in Crores)

Particulars	As at March 31, 2021	As at March 31, 2020
Amounts due to or due from Subsidiaries		
Trade Payables		
CML	89.31	9.33
CPSSL	0.06	-
ELEPL	-	1.61
Trade Receivables		
CBSEA	10.56	8.68
CPSSL	27.05	29.37
CML	-	11.08
ELEPL	1.69	0.11
ESPEX	35.86	16.48
ABML	1.02	4.26
Advance paid		
CPSSL	-	1.49
Dividend Receivable		
ABML	0.98	0.98

Notes to the Financial Statements

for the year ended March 31, 2021

39 Related Party Disclosure: (Contd..)

(₹ in Crores)

Particulars	As at March 31, 2021	As at March 31, 2020
Technical Assistance Income Receivables		
ABML	0.49	0.46
Lease Rental Receivables		
ELEPL	-	0.28
Marketing Expenses Payables		
CBSEA	-	0.43
ESPEX	0.05	0.02
Electricity Charges Payables		
CSSMPL	1.88	0.43
CSSTPL	3.13	0.02
Contributions to employees benefit plans payables		
COPF	1.94	1.86
Amounts due to Key Managerial Personnel		
Remuneration to Directors (Short term employee benefits)	11.23	5.91

Notes : (1) Interim dividend for the year 2020-21 amounting to ₹ 78.18 crs was paid during the year (Final dividend for the year 2018-19 amounting to ₹ 31.28 crs and Interim Dividend for the year 2019-20 amounting to ₹ 160.29 crs was paid during the previous year) to Chloride Eastern Limited, UK.

Terms and conditions of transactions with related parties

The sales to and purchases from related parties are made on terms equivalent to those that prevail in arm's length transactions. Outstanding balances at the year-end are unsecured and interest free and settlement occurs in cash. There have been no guarantees provided or received for any related party receivables or payables. For the year ended March 31, 2021, the Company has not recorded any impairment of receivables relating to amounts owed by related parties (PY: Nil). This assessment is undertaken each financial year through examining the financial position of the related party and the market in which the related party operates.

40 Segment Reporting

The Company has identified two operating segments viz, Automotive and Industrial. As per Ind AS - 108, due to similar nature of products, production process, customer types, etc., the two operating segments have been aggregated as single operating segment of "storage batteries and allied products" during the year. The analysis of geographical segments is based on the areas in which customers of the Company are located.

Notes to the Financial Statements

for the year ended March 31, 2021

40 Segment Reporting (Contd..)

Geographical Segments

The Company primarily operates in India and therefore the analysis of geographical segment is demarcated into its Indian and Overseas operations as under:

(₹ in Crores)

Particulars	2020-21		
	India	Overseas	Total
Revenue from operations	9,311.26	729.58	10,040.84
Non-current assets other than financial assets and Income tax assets	2,983.02	-	2,983.02

(₹ in Crores)

Particulars	2019-20		
	India	Overseas	Total
Revenue from operations	9,161.67	694.99	9,856.66
Non-current assets other than financial assets and Income tax assets	2,768.50	-	2,768.50

The Company is not reliant on revenues from transactions with any single external customer and does not receive 10% or more of its revenues from transactions with any single external customer.

41 Financial instruments - Fair values and risk management

A. Measurement of fair values

A number of the accounting policies and disclosures require the measurement of fair values of assets and liabilities. The Company has an established control framework with respect to the measurement of fair values. The Management regularly reviews significant unobservable inputs and valuation adjustments. If third party information, such as broker quotes or pricing services, is used to measure fair values, then the Management assesses the evidence obtained from the third parties to support the conclusion that these valuations meet the requirements of Ind AS, including the level in the fair value hierarchy in which the valuations should be classified. Fair values are categorised into different levels in a fair value hierarchy based on the inputs used in the valuation techniques as follows.

- Level 1 : quoted prices (unadjusted) in active markets for identical assets or liabilities.
- Level 2 : inputs other than quoted prices included in Level 1 that are observable for the asset or liability, either directly (i.e. as prices) or indirectly (i.e. derived from prices).
- Level 3 : inputs for the asset or liability that are not based on observable market data (unobservable inputs).

The Company recognises transfers between levels of the fair value hierarchy at the end of the reporting period during which the change has occurred.

Notes to the Financial Statements

for the year ended March 31, 2021

41 Financial instruments - Fair values and risk management (Contd..)

B. Accounting classifications and fair values

The following table shows the carrying amounts and fair values of financial assets and financial liabilities, including their levels in the fair value hierarchy as at 31 March 2021:

Particulars	Note	Carrying amount				Fair value				
		FVTPL	Other financial assets - amortised cost*	FVOCI	Other financial liabilities*	Total carrying amount	Level 1	Level 2	Level 3	Total
Financial assets measured at fair value										
Investments - in mutual funds	9	882.54	-	-	-	882.54	-	882.54	-	882.54
Investments - in equity instruments	4	-	0.01	75.30	-	75.31	14.04	57.65	3.62	75.31
		882.54	0.01	75.30	-	957.85				
Financial assets not measured at fair value										
Trade receivables	5 & 10	-	887.45	-	-	887.45				
Cash and cash equivalents (a)	11	-	82.54	-	-	82.54				
Bank Balances other than (a) above	12	-	8.81	-	-	8.81				
Loans	6 & 13	-	38.29	-	-	38.29				
Other financial assets	14	-	38.50	-	-	38.50				
		-	1,055.59	-	-	1,055.59				
Financial liabilities not measured at fair value										
Trade payables	18 & 22	-	-	-	1,648.25	1,648.25				
Other financial liabilities	19 & 23	-	-	-	225.10	225.10				
Lease liabilities		-	-	-	285.52	285.52				
		-	-	-	2,158.87	2,158.87				

*The carrying amount of the Company's financial assets and financial liabilities are reasonable approximation of their face value

Notes to the Financial Statements

for the year ended March 31, 2021

41 Financial instruments - Fair values and risk management (Contd..)

The following table shows the carrying amounts and fair values of financial assets and financial liabilities, including their levels in the fair value hierarchy as at 31 March 2020:

Particulars	Note	Carrying amount				Fair value				
		FVTPL	Other financial assets - amortised cost*	FVOCI	Other financial liabilities*	Total carrying amount	Level 1	Level 2	Level 3	Total
Financial assets measured at fair value										
Investments - in mutual funds	9	18.73	-	-	-	18.73	10.02	8.71	-	18.73
Investments - in equity instruments	4	-	0.01	57.63	-	57.64	7.35	46.37	3.92	57.64
		18.73	0.01	57.63	-	76.37				
Financial assets not measured at fair value										
Trade receivables	5 & 10	-	815.40	-	-	815.40				
Cash and cash equivalents (a)	11	-	144.87	-	-	144.87				
Bank Balances other than (a) above	12	-	9.72	-	-	9.72				
Loans and deposits	6 & 13	-	32.17	-	-	32.17				
Other financial assets	14	-	24.66	-	-	24.66				
		-	1,026.82	-	-	1,026.82				
Financial liabilities not measured at fair value										
Trade payables	18 & 22	-	-	-	1,036.06	1,036.06				
Other financial liabilities	19 & 23	-	-	-	278.36	278.36				
Lease liabilities		-	-	-	28.00	28.00				
		-	-	-	1,342.42	1,342.42				

*The carrying amount of the Company's financial assets and financial liabilities are reasonable approximation of their fair value.

The fair value of investments in unquoted mutual funds and units of venture capital funds is determined by reference to quotes from the financial institutions i.e. Net asset value (NAV) for investments in mutual funds/units of venture capital funds as declared by such financial institutions.

The fair value of equity securities designated as Fair value through other comprehensive income is determined using Level 3 inputs like discounted cash flows, net asset value approach. Significant unobservable inputs comprise long term growth rates, market conditions of the specific industry etc. However, the changes in the fair values due to changes in unobservable inputs will not be material to the financial statements.

Notes to the Financial Statements

for the year ended March 31, 2021

42 Financial Risk Management Objectives and policies

The Company's financial liabilities comprise short-term borrowings, capital creditors and trade and other payables. The main purpose of these financial liabilities is to finance the Company's operations. The Company's financial assets include trade and other receivables, cash and cash equivalents and investment.

The Company has a Risk Management Committee that ensures that risks are identified, measured and managed in accordance with Risk Management Policy of the Company. The Board of Directors also review these risks and related risk management policy.

The market risks and credit risks are further explained below:

I) Market risk

Market risk is the risk that the fair value of future cash flows of a financial instrument will fluctuate because of changes in market prices. Market risk comprises two types of risk: currency risk and other price risk, such as commodity price risk and equity price risk. Financial instruments affected by market risk include FVTOCI investments, trade payables, trade receivables, etc.

(i) Foreign currency risk

Foreign currency risk is the risk that the fair value or future cash flows of an exposure will fluctuate because of changes in foreign exchange rates. The Company's exposure to the risk of changes in foreign exchange rates relates primarily to the Company's operating activities. Such foreign currency exposures are not hedged by the Company. The Company has a treasury department which monitors the foreign exchange fluctuations on the continuous basis and advises the management of any material adverse effect on the Company.

Foreign currency sensitivity

The following table demonstrates the sensitivity to a reasonably possible change in exchange rates, with all other variables held constant. The impact on the Company's profit before tax is due to changes in the fair value of monetary assets and liabilities.

Particulars	Changes in rate	Foreign currency receivable/ (Payable) (net)	Effect on profit before tax
	%	(₹ in Crores)	(₹ in Crores)
March 31, 2021	5%	99.53	4.98
	-5%		(4.98)
March 31, 2020	5%	(78.92)	(3.95)
	-5%		3.95

(ii) Securities price risk

The Company's listed and non-listed securities are susceptible to market price risk arising from uncertainties about future values of the investment securities. The Company manages the securities price risk through diversification and by placing limits on individual and total securities. Reports on the investment portfolio are submitted to the Company's management on a regular basis. The Company's Board of Directors reviews and approves all investment decisions.

Notes to the Financial Statements

for the year ended March 31, 2021

42 Financial Risk Management Objectives and policies (Contd..)

Securities price sensitivity

The following table shows the effect of price changes in securities measured at FVTPL

Particulars	Changes in price / NAV	Investment	Effect on profit before tax
	%	(₹ in Crores)	(₹ in Crores)
March 31, 2021	5%	882.54	44.13
	-5%		(44.13)
March 31, 2020	5%	18.73	0.94
	-5%		(0.94)

(iii) Commodity price risk

The Company is affected by the price volatility of certain commodities. Its operating activity is manufacturing of batteries and therefore requires supply of lead. Due to significant volatility in the lead price, the Company enters into purchase contract with vendors wherein the prices are linked to the quoted London Metal Exchange rates. Similarly, the Company's selling price of batteries to OEM/institutional customers is linked to such rates. As the Company's significant revenue is linked to cost of lead, the impact of change in lead prices on Company's profit is not expected to be significant.

II) Credit risk

Credit risk is the risk that counterparty will not meet its obligations under a financial instrument or customer contract, leading to a financial loss. The Company is exposed to credit risk from its operating activities (primarily trade receivables). The maximum exposure to credit risk is equal to the carrying value of financial assets.

Trade receivables

A significant part of the Company's sales are under the 'cash and carry' model which entails no credit risk. For others, an impairment analysis is performed at each reporting date on an individual basis for all the customers. In addition, a large number of minor receivables are grouped into homogenous groups and assessed for impairment collectively. The calculation is based on historical data of credit losses. The maximum exposure to credit risk at the reporting date is the carrying value of trade receivables disclosed in Note 5 and 10 as the Company does not hold collateral as security. The Company has evaluated the concentration of risk with respect to trade receivables as low, as its customers are from several industries.

The Company's exposure to credit risk for trade receivables and loans by geographic region is as follows:

Particulars	Carrying Amount	
	March 31, 2021	March 31, 2020
India	708.94	734.67
Outside India	178.51	80.73
	887.45	815.40

Notes to the Financial Statements

for the year ended March 31, 2021

42 Financial Risk Management Objectives and policies (Contd..)

The Company's historical experience of collecting receivables and the level of default indicate that credit risk is low and generally uniform across markets; consequently, trade receivables are considered to be a single class of financial assets. All overdue customer balances are evaluated taking into account the age of the dues, specific credit circumstances, the track record of the counterparty etc. Loss allowances and impairment is recognised, where considered appropriate by responsible management.

The movement of the allowance for impairment in trade receivables is as follows:

Particulars	Expected credit loss	
	March 31, 2021	March 31, 2020
Opening Balance	20.35	5.61
Add: Provisions	-	14.74
Less: Reversals	1.06	-
Closing Balance	19.29	20.35

III) Liquidity risk

Liquidity risk is the risk that the Company will face in meeting its obligations associated with its financial liabilities. The Company's approach in managing liquidity is to ensure that it will have sufficient funds to meet its liabilities when due without incurring unacceptable losses. In doing this, management considers both normal and stressed conditions.

The Company maintained a cautious liquidity strategy, with a positive cash balance throughout the year ended 31 March 2021 and 31 March 2020. Cash flow from operating activities provides the funds to service the financial liabilities on a day-to-day basis.

The Company regularly monitors the rolling forecasts to ensure it has sufficient cash on an on-going basis to meet operational needs. Any short term surplus cash generated, over and above the amount required for working capital management and other operational requirements, is retained as cash and cash equivalents (to the extent required) and any excess is invested in interest bearing term deposits and mutual funds with appropriate maturities to optimise the cash returns on investments while ensuring sufficient liquidity to meet its liabilities.

The following table shows the maturity analysis of the Company's financial liabilities based on contractually agreed undiscounted cash flows along with its carrying value as at the Balance Sheet date.

March 31, 2021

Particulars	Expected credit loss		
	Contractual cash flows 1 year or less	More than 1 year	Total Carrying Amount
Liabilities			
Trade payables	1,641.61	6.64	1,648.25
Other financial liabilities	221.35	3.75	225.10
	1,862.96	10.39	1,873.35

Notes to the Financial Statements

for the year ended March 31, 2021

42 Financial Risk Management Objectives and policies (Contd..)

The maturity analysis of the Company's lease liabilities based on contractually agreed undiscounted cash flows is given in Note 44.

March 31, 2020

Particulars	Expected credit loss		
	Contractual cash flows 1 year or less	More than 1 year	Total Carrying Amount
Liabilities			
Trade payables	1,030.32	5.74	1,036.06
Other financial liabilities	275.41	2.95	278.36
	1,305.73	8.69	1,314.42

43 Capital Management

The Company's objective when managing capital (defined as net debt and equity) is to safeguard the Company's ability to continue as a going concern in order to provide returns to shareholders and benefit for other stakeholders, while protecting and strengthening the balance sheet through the appropriate balance of debt and equity funding. The Company manages its capital structure and makes adjustments to it, in light of changes to economic conditions and strategic objectives of the Company.

44 Leases

A. Leases as lessor

The Company leases out its investment property and some machinery. The Company has classified these leases as operating leases, because they do not transfer substantially all of the risks and rewards incidental to the ownership of the assets. Note 2b sets out information about the operating leases of investment property.

The following table sets out a maturity analysis of lease payments, showing the undiscounted lease payments to be received after the reporting date.

Period	March 31, 2021	March 31, 2020
Less than one year	2.83	2.83
One to two years	2.83	2.83
Two to three years	2.83	2.83
Three to four years	2.83	2.83
Four to five years	2.83	2.83
More than five years	5.67	8.50
	19.82	22.65

Notes to the Financial Statements

for the year ended March 31, 2021

44 Leases (Contd..)

B. Leases as lessee

i. Short-term / Low-value leases

The Company leases warehouses, office premises and guest houses which are considered to be short-term leases. The Company has elected not to recognise right-of-use assets and lease liabilities for these leases.

The Company leases office and IT equipment which are of low-value. The Company has elected not to recognise right-of-use assets and lease liabilities for the same.

Expenses pertaining to the above short-term and low-value leases recognised in the statement of profit or loss is as follows:

Particulars	₹ in Crores)	
	March 31, 2021	March 31, 2020
Expenses relating to short-term leases	42.68	41.00
Expenses relating to leases of low-value assets excluding short-term leases of low value	0.92	0.90
	43.60	41.90

Total cash outflow for leases 68.00 44.93

Lease payments for short-term leases and leases of low-value assets not included in the measurement of the lease liability are classified as cash flows from operating activities.

- ii. Right-of-use and lease liabilities recognised in the financial statements represents the Company's lease of solar power plant facilities for obtaining solar power in its factories. The lease is for a period of 25 years. The consideration for use of solar power plant is variable based on the electricity units generated by the plants and consumed by the Company. Lease liability has been recognised for the minimum guaranteed payment, as set out in the respective power purchase agreements. The future cash outflows to which the lessee is potentially exposed that are not reflected in the measurement of lease liabilities pertaining to variable payments for such power purchase agreements are not expected to be significant.

The following table sets out a maturity analysis of lease payments, showing the undiscounted lease payments to be received after the reporting date.

Particulars	₹ in Crores)	
	March 31, 2021	March 31, 2020
Less than one year	30.70	3.00
Between one year and five years	119.72	11.71
More than 5 years	498.54	48.99
	648.96	63.70

- iii. Future cash outflows for leases not yet commenced to which the lessee is committed and potentially exposed **99.55**

The above commitment amount to which the Company is potentially exposed is against the power purchase agreements entered into by the Company with a vendors for obtaining solar power at its factory.

Notes to the Financial Statements

for the year ended March 31, 2021

44 Leases (Contd..)

iv. Reconciliation of liabilities from financing activities

Particulars	₹ in Crores)	
	March 31, 2021	March 31, 2020
Opening Balance	28.00	-
Lease liability recognised during the year	262.60	28.58
Interest expenses recognised during the year	19.32	2.45
Lease payments reflected in the Statement of Cash Flow	(24.40)	(3.03)
Closing Balance	285.52	28.00

45 List of subsidiaries and associates of the Company

The Company has following subsidiaries and associates which are accounted at cost in these standalone financial statements of the Company:

Name	Principal place of business	₹ in Crores)
		% of ownership interest as on March 31, 2021
Subsidiaries		
Chloride International Limited (CIL)	India	100.00
Chloride Power Systems and Solutions Limited (CPSSL)	India	100.00
Chloride Batteries S. E. Asia Pte. Limited (CBSEA) & its wholly owned subsidiary (Exide Batteries Pvt. Ltd.)	Singapore	100.00
Espex Batteries Limited (ESPEX)	UK	100.00
Associated Battery Manufacturers (Ceylon) Limited (ABML)	Srilanka	61.50
Chloride Metals Limited (CML)	India	100.00
Exide Life Insurance Company Limited (ELI)	India	100.00
Exide Leclanche Energy Private Limited (ELEPL)	India	80.15
Associates		
CSE Solar Sunpark Maharashtra Private Limited	India	27.20
CSE Solar Sunpark Tamilnadu Private Limited	India	27.20
Greenyana Solar Private Limited	India	27.20

46 Exceptional Item for previous year represents the amount towards duty/tax paid under the Sabka Vishwas - (Legacy Dispute Resolution) Scheme, 2019.

As per our report of even date.

For B S R & Co. LLP

Chartered Accountants
Registration Number: 101248W/W-100022

For and on behalf of Board of Directors of **Exide Industries Limited**
CIN No.: L31402WB1947PLC014919

Sd/-
Jayanta Mukhopadhyay
Partner
Membership No. 055757

Sd/-
Jitendra Kumar
Company Secretary &
EVP (Legal & Administration)
ACS: 11159

Sd/-
A. K. Mukherjee
Director- Finance & CFO
DIN: 00131626

Sd/-
Gautam Chatterjee
Managing Director & CEO
DIN: 00012306

Kolkata, 29 April, 2021

Kolkata, 29 April, 2021

Consolidated Financial Statements



Independent Auditors' Report

To the Members of Exide Industries Limited

Report on the Audit of Consolidated Financial Statements

Opinion

We have audited the consolidated financial statements of Exide Industries Limited (hereinafter referred to as the 'Holding Company') and its subsidiaries (Holding Company and its subsidiaries together referred to as "the Group") and its associates, which comprise the consolidated balance sheet as at 31 March 2021 and the consolidated statement of profit and loss (including other comprehensive income), consolidated statement of changes in equity and consolidated statement of cash flows for the year then ended, and notes to the consolidated financial statements, including a summary of significant accounting policies and other explanatory information (hereinafter referred to as "the consolidated financial statements").

In our opinion and to the best of our information and according to the explanations given to us, and based on the consideration of reports of other auditors on separate financial statements of such subsidiaries and associates as were audited by the other auditors, the aforesaid consolidated financial statements give the information required by the Companies Act, 2013 ("Act") in the manner so required and give a true and fair view in conformity with the accounting principles generally accepted in India, of the consolidated state of affairs of the Group and its associates as at 31 March 2021, of its consolidated profit and other comprehensive income, consolidated changes in equity and consolidated cash flows for the year then ended.

Basis for Opinion

We conducted our audit in accordance with the Standards on Auditing (SAs) specified under section 143(10) of the Act. Our responsibilities under those SAs are further described in the **Auditor's Responsibilities for the**

Audit of the Consolidated Financial Statements section of our report. We are independent of the Group and its associates in accordance with the ethical requirements that are relevant to our audit of the consolidated financial statements in terms of the Code of Ethics issued by the Institute of Chartered Accountants of India and the relevant provisions of the Act, and we have fulfilled our other ethical responsibilities in accordance with these requirements. We believe that the audit evidence obtained by us along with the consideration of audit reports of the other auditors referred to in sub paragraph (a) of the "Other Matters" paragraph below, is sufficient and appropriate to provide a basis for our opinion on the consolidated financial statements.

Emphasis of matter

The auditors of Exide Life Insurance Company Limited ("ELI"), a subsidiary, have reported that attention is drawn to Note 45 of the consolidated financial statements, which explains uncertainties and the Management's assessment of the financial impact including valuation of assets, liabilities and solvency due to the lockdown and the other restrictions imposed by the Government and conditions related to the COVID-19 pandemic situation, for which a definitive assessment of the impact is highly dependent upon circumstances as they evolve in the subsequent period.

Our opinion is not modified in respect of this matter.

Key Audit Matters

Key audit matters are those matters that, in our professional judgment, were of most significance in our audit of the consolidated financial statements of the current period. These matters were addressed in the context of our audit of the consolidated financial statements as a whole, and in forming our opinion thereon, and we do not provide a separate opinion on these matters.

Description of Key Audit Matter**Provision for warranties**

See note 33 to the consolidated financial statements

The key audit matter	How the matter was addressed in our audit
<p>The Group provides warranty for sale of its products. The calculation of costs (of repairing and replacing the product which is ascertained to be faulty) in respect of future warranty claims requires application of estimation techniques.</p> <p>The provision for warranty is computed based on sales volume and historical information about product failures (and consequential repairs and returns), adjusted for the key developments occurring during the year which may affect the liability.</p> <p>The estimation of warranty provision is associated with estimation uncertainties.</p> <p>Given the level of estimation uncertainties and quantitative significance of the provision for warranty as at 31 March 2021, we have determined this to be a key audit matter.</p>	<p>In view of the significance of the matter we applied the following audit procedures in this area, among others to obtain sufficient appropriate audit evidence:</p> <ul style="list-style-type: none"> Assessed the appropriateness of accounting policy for provision of warranties as per relevant accounting standard; Tested the design, implementation and operating effectiveness of key controls associated with the process of computation of the provision for warranties; Evaluated the warranty provision model. This included evaluation of the reasonableness of the relevant assumptions, the relevance and reliability of underlying data (including cost of repairs and returns); Performed retrospective review of the management estimate by comparing costs incurred during the current financial year to the previously recognised corresponding provision. We also considered the existence of any indicators of significant product defect occurring during the year and subsequent to the year-end that would significantly affect the estimates of the year end warranty provision.

Incentives under customer loyalty programmes

See note 31 and 32 to the consolidated financial statements

The key audit matter	How the matter was addressed in our audit
<p>The Group gives incentives to its dealers through customer loyalty programmes.</p> <p>Due to the multitude of schemes and a large variety of contractual terms across the various markets of the Company, the calculation of these incentives is considered to be complex. The amount of such incentive is also significant.</p> <p>In view of the above, we determined this matter to be a key audit matter.</p>	<p>In view of the significance of the matter we applied the following audit procedures in this area, among others to obtain sufficient appropriate audit evidence:</p> <ul style="list-style-type: none"> Evaluated the appropriateness of the Group's accounting policy relating to the incentives provided under the customer loyalty programme; Tested the design, implementation and operating effectiveness of the Group's controls over computation of incentives and payout against the corresponding liability; Evaluated the model used for estimating the liability including the relevance and reliability of underlying historical data, developments during the year and assumptions used; Performed retrospective review of the management's estimate by comparing utilisation of incentives with previously recognised corresponding liability. We also considered the developments during the year and subsequent to the year-end that would significantly affect the measurement of the year end incentive liability.

Valuation and impairment of investments (Reported by the auditor of ELI)

See note 5 and 11 to the consolidated financial statements

The key audit matter	How the matter was addressed in our audit
<p>The investment portfolio of ELI represents significant portion of the Group's total assets as at 31 March 2021. The total Investment Portfolio of ELI as disclosed in Note 5 and 11 of the consolidated financial statements aggregates to ₹ 18,335.80 crores. Such Investments are valued in accordance with Accounting Policy laid down in Note 1(n) of Significant Accounting Policies relating to valuation and impairment of investments.</p> <p>The Management of ELI determines whether objective evidence of impairment exists for these investments. Further, the prevailing COVID-19 situation, has caused economic stress in various sectors and there may be investments where the operations of the investee companies may be adversely impacted, resulting in a need for detailed impairment assessment in relation to such investments.</p>	<p>In view of the significance of the matter the auditors of ELI have reported that the following audit procedures in this area were applied to obtain sufficient appropriate audit evidence:</p> <ul style="list-style-type: none"> Tested the design, implementation and operating effectiveness of key controls over the valuation process, including the Management's review and approval of the estimates and assumptions used for the valuation including key authorization and data input controls; Evaluated the valuation methodology and assumptions used and performed independent price checks where readily observable data was available. For investments where there was little or less observable market data, assessed the reasonableness of the relevant valuation data; Evaluated Management's assessment of impairment indicators (including assessment on consideration of COVID-19 disruptions) and tested the reasonableness of the impairment provisions.

Information Technology (IT) System of ELI (Reported by the auditor of ELI)

The key audit matter	How the matter was addressed in our audit
<p>A significant part of the ELI's financial processes is heavily reliant on IT systems with automated processes and controls over the capturing, valuing and recording of transactions etc. that are very complex in nature. Thus, there exists a risk that gaps in the IT control environment could result in the financial accounting and reporting records being materially misstated. The audit approach of the auditors of ELI relies on automated controls and therefore procedures are designed to test control over IT systems, segregation of duties, interface and system application controls over key financial accounting and reporting systems.</p>	<p>In view of the significance of the matter the auditors of ELI have reported that the following audit procedures in this area were applied to obtain sufficient appropriate audit evidence:</p> <ul style="list-style-type: none"> Sample testing of key controls over IT systems having impact on financial accounting and reporting; and Assessed the IT system processes for effectiveness of some of the key controls with respect to financial accounting and reporting records by sample testing;

Information Other than the Consolidated Financial Statements and Auditors' Report Thereon

The Holding Company's management and Board of Directors are responsible for the other information. The other information comprises the information included in the holding Company's annual report, but does not include the financial statements and our auditors' report thereon.

Our opinion on the consolidated financial statements does not cover the other information and we do not express any form of assurance conclusion thereon.

In connection with our audit of the consolidated financial statements, our responsibility is to read the other information and, in doing so, consider whether the other information is materially inconsistent with the consolidated financial statements or our knowledge obtained in the audit or otherwise appears to be materially misstated. If, based on the work we have performed and based on the work done/ audit report of other auditors, we conclude that there is a material misstatement of this other information, we are required to report that fact. We have nothing to report in this regard.

Management's and Board of Directors' Responsibilities for the Consolidated Financial Statements

The Holding Company's Management and Board of Directors are responsible for the preparation and presentation of these consolidated financial statements in term of the requirements of the Act that give a true and fair view of the consolidated state of affairs, consolidated profit/ loss and other comprehensive income, consolidated statement of changes in equity and consolidated cash flows of the Group including its associates in accordance with the accounting principles generally accepted in India, including the Indian Accounting Standards (Ind AS) specified under section 133 of the Act. The respective Management and Board of Directors of the companies included in the Group and of its associates are responsible for maintenance of adequate accounting records in accordance with the provisions of the Act for safeguarding the assets of each company. and for preventing and detecting frauds and other irregularities; the selection and application of appropriate accounting policies; making judgments and estimates that are reasonable and prudent; and the design, implementation and maintenance of adequate internal financial controls, that were operating effectively for ensuring accuracy and completeness of

the accounting records, relevant to the preparation and presentation of the consolidated financial statements that give a true and fair view and are free from material misstatement, whether due to fraud or error, which have been used for the purpose of preparation of the consolidated financial statements by the Management and Directors of the Holding Company, as aforesaid.

In preparing the consolidated financial statements, the respective Management and Board of Directors of the companies included in the Group and of its associates are responsible for assessing the ability of each company to continue as a going concern, disclosing, as applicable, matters related to going concern and using the going concern basis of accounting unless the respective Board of Directors either intends to liquidate the Company or to cease operations, or has no realistic alternative but to do so.

The respective Board of Directors of the companies included in the Group and of its associates is responsible for overseeing the financial reporting process of each company.

Auditor's Responsibilities for the Audit of the Consolidated Financial Statements

Our objectives are to obtain reasonable assurance about whether the consolidated financial statements as a whole are free from material misstatement, whether due to fraud or error, and to issue an auditor's report that includes our opinion. Reasonable assurance is a high level of assurance, but is not a guarantee that an audit conducted in accordance with SAs will always detect a material misstatement when it exists. Misstatements can arise from fraud or error and are considered material if, individually or in the aggregate, they could reasonably be expected to influence the economic decisions of users taken on the basis of these consolidated financial statements.

As part of an audit in accordance with SAs, we exercise professional judgment and maintain professional skepticism throughout the audit. We also:

- Identify and assess the risks of material misstatement of the consolidated financial statements, whether due to fraud or error, design and perform audit procedures responsive to those risks, and obtain audit evidence that is sufficient and appropriate to provide a basis for our opinion. The risk of not detecting a material misstatement resulting from fraud is higher than for one resulting from error, as fraud may involve collusion, forgery, intentional omissions, misrepresentations, or the override of internal control.

- Obtain an understanding of internal control relevant to the audit in order to design audit procedures that are appropriate in the circumstances. Under section 143(3) (i) of the Act, we are also responsible for expressing our opinion on the internal financial controls with reference to the consolidated financial statements and the operating effectiveness of such controls based on our audit.
- Evaluate the appropriateness of accounting policies used and the reasonableness of accounting estimates and related disclosures made by the Management and Board of Directors.
- Conclude on the appropriateness of Management and Board of Directors use of the going concern basis of accounting in preparation of consolidated financial statements and, based on the audit evidence obtained, whether a material uncertainty exists related to events or conditions that may cast significant doubt on the appropriateness of this assumption. If we conclude that a material uncertainty exists, we are required to draw attention in our auditor's report to the related disclosures in the consolidated financial statements or, if such disclosures are inadequate, to modify our opinion. Our conclusions are based on the audit evidence obtained up to the date of our auditor's report. However, future events or conditions may cause the Group and its associates and joint ventures and joint operations to cease to continue as a going concern.
- Evaluate the overall presentation, structure and content of the consolidated financial statements, including the disclosures, and whether the consolidated financial statements represent the underlying transactions and events in a manner that achieves fair presentation.
- Obtain sufficient appropriate audit evidence regarding the financial information of such entities or business activities within the Group and its associates to express an opinion on the consolidated financial statements. We are responsible for the direction, supervision and performance of the audit of financial information of such entities included in the consolidated financial statements of which we are the independent auditors. For the other entities included in the consolidated financial statements, which have been audited by other auditors, such other auditors remain responsible for the direction, supervision and performance of the audits carried out by them. We remain solely responsible for our audit opinion. Our responsibilities in this regard are further described in para (a) of the section titled 'Other Matters' in this audit report.

We believe that the audit evidence obtained by us along with the consideration of audit reports of the other auditors referred to in sub-paragraph (a) of the Other Matters paragraph below, is sufficient and appropriate to provide a basis for our audit opinion on the consolidated financial statements.

We communicate with those charged with governance of the Holding Company and such other entities included in the consolidated financial statements of which we are the independent auditors regarding, among other matters, the planned scope and timing of the audit and significant audit findings, including any significant deficiencies in internal control that we identify during our audit.

We also provide those charged with governance with a statement that we have complied with relevant ethical requirements regarding independence, and to communicate with them all relationships and other matters that may reasonably be thought to bear on our independence, and where applicable, related safeguards.

From the matters communicated with those charged with governance, we determine those matters that were of most significance in the audit of the consolidated financial statements of the current period and are therefore the key audit matters. We describe these matters in our auditors' report unless law or regulation precludes public disclosure about the matter or when, in extremely rare circumstances, we determine that a matter should not be communicated in our report because the adverse consequences of doing so would reasonably be expected to outweigh the public interest benefits of such communication.

Other Matters

- a. We did not audit the financial statements of 7 subsidiaries, whose financial statements reflect total assets of ₹ 20,516.09 Crores as at 31 March 2021, total revenues of ₹ 7,187.21 Crores and net cash inflows amounting to ₹ 72.17 Crores for the year ended on that date, as considered in the consolidated financial statements. The consolidated financial statements also include the Group's share of net loss (and other comprehensive income) of ₹ 0.83 crores for the year ended 31 March 2021, in respect of 3 associates, whose financial statements have not been audited by us. These financial statements have been audited by other auditors whose reports have been furnished to us by the Management and our opinion on the consolidated financial statements, in so far as it relates to the

amounts and disclosures included in respect of these subsidiaries and associates, and our report in terms of sub-section (3) of Section 143 of the Act, in so far as it relates to the aforesaid subsidiaries and associates is based solely on the audit reports of the other auditors.

Certain of these subsidiaries are located outside India whose financial statements and other financial information have been prepared in accordance with accounting principles generally accepted in their respective countries and which have been audited by other auditors under generally accepted auditing standards applicable in their respective countries. The Holding Company's management has converted the financial statements of such subsidiaries located outside India from accounting principles generally accepted in their respective countries to accounting principles generally accepted in India. We have audited these conversion adjustments made by the Holding Company's management. Our opinion in so far as it relates to the balances and affairs of such subsidiaries located outside India is based on the report of such other auditors and the conversion adjustments prepared by the management of the Holding Company and audited by us.

Our opinion on the consolidated financial statements, and our report on Other Legal and Regulatory Requirements below, is not modified in respect of the above matters with respect to our reliance on the work done and the reports of the other auditors.

- b. The auditors of ELI have reported that the actuarial valuation of liabilities for life policies in-force and policies where premium is discontinued but liability exists as at 31 March 2021 (which are disclosed as Insurance contract liabilities, investment contract liabilities and funds for discontinued policies under Non-current liabilities and current liabilities) is the responsibility of the ELI's Appointed Actuary (the "Appointed Actuary"). The actuarial valuation of these liabilities has been duly certified by the Appointed Actuary and in his opinion, the assumptions for such valuation are in accordance with the guidelines and norms issued by the Insurance Regulatory and Development Authority of India (the "IRDAI") and the Institute of Actuaries of India in concurrence with the IRDAI. Accordingly, the auditors of ELI have relied upon the Appointed Actuary's certificate for forming their opinion on the valuation of liabilities for life policies in force and for policies in respect of which premium has been discontinued but liability exists in the financial statements of ELI.

Other adjustments for the purpose of preparation of the financial statements of ELI, as confirmed by the Appointed Actuary in the Life Insurance business are in accordance with Ind AS 104 on Insurance Contracts:

- i. Assessment of contractual liabilities based on classification of contracts into insurance contracts and investment contracts.
- ii. Grossing up and classification of the Reinsurance Asset

Our opinion is not modified in respect of this matter.

Report on Other Legal and Regulatory Requirements

1. As required by Section 143(3) of the Act, based on our audit and on the consideration of reports of the other auditors on separate financial statements of such subsidiaries and associates as were audited by other auditors, as noted in the 'Other Matters' paragraph, we report, to the extent applicable, that:
 - a) We have sought and obtained all the information and explanations which to the best of our knowledge and belief were necessary for the purposes of our audit of the aforesaid consolidated financial statements.
 - b) In our opinion, proper books of account as required by law relating to preparation of the aforesaid consolidated financial statements have been kept so far as it appears from our examination of those books and the reports of the other auditors.
 - c) The consolidated balance sheet, the consolidated statement of profit and loss (including other comprehensive income), the consolidated statement of changes in equity and the consolidated statement of cash flows dealt with by this Report are in agreement with the relevant books of account maintained for the purpose of preparation of the consolidated financial statements.
 - d) In our opinion, the aforesaid consolidated financial statements comply with the Ind AS specified under section 133 of the Act.
 - e) On the basis of the written representations received from the directors of the Holding Company as on 31 March 2021 taken on record by the Board of Directors of the Holding Company and the reports of the

statutory auditors of its subsidiary companies and associate companies incorporated in India, none of the directors of the Group companies and its associate companies incorporated in India is disqualified as on 31 March 2021 from being appointed as a director in terms of Section 164(2) of the Act.

- f) With respect to the adequacy of the internal financial controls with reference to financial statements of the Holding Company, its subsidiary companies and associate companies incorporated in India and the operating effectiveness of such controls, refer to our separate Report in "Annexure A".
- g) With respect to the other matters to be included in the Auditor's Report in accordance with Rule 11 of the Companies (Audit and Auditor's) Rules, 2014, in our opinion and to the best of our information and according to the explanations given to us and based on the consideration of the reports of the other auditors on separate financial statements of the subsidiaries and associates, as noted in the 'Other Matters' paragraph:
 - i. The consolidated financial statements disclose the impact of pending litigations as at 31 March 2021 on the consolidated financial position of the Group and its associates. Refer Note 47 to the consolidated financial statements.
 - ii. The Group and its associates did not have any material foreseeable losses on long-term contracts including derivative contracts during the year ended 31 March 2021.
 - iii. There has been no delay in transferring amounts to the Investor Education and Protection Fund by the Holding Company or its subsidiary companies and associate

companies incorporated in India during the year ended 31 March 2021.

- iv. The disclosures in the consolidated financial statements regarding holdings as well as dealings in specified bank notes during the period from 8 November 2016 to 30 December 2016 have not been made in the financial statements since they do not pertain to the financial year ended 31 March 2021.
2. With respect to the matter to be included in the Auditor's report under section 197(16):

In our opinion and according to the information and explanations given to us and based on the reports of the statutory auditors of such subsidiary companies and associate companies incorporated in India which were not audited by us, the remuneration paid during the current year by the Holding Company, its subsidiary companies and associate companies to its directors is in accordance with the provisions of Section 197 of the Act. The remuneration paid to any director by the Holding Company, its subsidiary companies and associate companies is not in excess of the limit laid down under Section 197 of the Act. The Ministry of Corporate Affairs has not prescribed other details under Section 197(16) which are required to be commented upon by us.

For B S R & Co. LLP
Chartered Accountants
Firm's Registration Number: 101248W/W-100022

Sd/-
Jayanta Mukhopadhyay
Partner

Place: Kolkata
Date: 29 April 2021

Membership Number: 055757
UDIN: 21055757AAAABE8500

Annexure - A to the Independent Auditors' report on the consolidated financial statements of Exide Industries Limited for the year ended 31 March 2021

(Referred to in our report of even date)

Report on the internal financial controls with reference to the aforesaid consolidated financial statements under Clause (i) of Sub-section 3 of Section 143 of the Companies Act, 2013

Opinion

In conjunction with our audit of the consolidated financial statements of the Company as of and for the year ended 31 March 2021, we have audited the internal financial controls with reference to consolidated financial statements of Exide Industries Limited (hereinafter referred to as "the Holding Company") and such companies incorporated in India under the Companies Act, 2013 which are its subsidiary companies, as of that date.

In our opinion, the Holding Company and such companies incorporated in India which are its subsidiary companies, have, in all material respects, adequate internal financial controls with reference to consolidated financial statements and such internal financial controls were operating effectively as at 31 March 2021, based on the internal financial controls with reference to consolidated financial statements criteria established by such companies considering the essential components of such internal controls stated in the Guidance Note on Audit of Internal Financial Controls Over Financial Reporting issued by the Institute of Chartered Accountants of India (the "Guidance Note").

Management's Responsibility for Internal Financial Controls

The respective Company's management and the Board of Directors are responsible for establishing and maintaining internal financial controls with reference to consolidated financial statements based on the criteria established by the respective Company considering the essential components of internal control stated in the Guidance Note. These responsibilities include the design, implementation and maintenance of adequate internal financial controls that were operating effectively for ensuring the orderly and efficient conduct of its business, including adherence to the respective company's policies, the safeguarding of its assets, the prevention and detection of frauds and errors, the accuracy and completeness of the accounting records, and the timely preparation of reliable financial information, as required under the Companies Act, 2013 (hereinafter referred to as "the Act").

Auditors' Responsibility

Our responsibility is to express an opinion on the internal financial controls with reference to consolidated financial statements based on our audit. We conducted our audit in accordance with the Guidance Note and the Standards on Auditing, prescribed under section 143(10) of the Act, to the extent applicable to an audit of internal financial controls with reference to consolidated financial statements. Those Standards and the Guidance Note require that we comply with ethical requirements and plan and perform the audit to obtain reasonable assurance about whether adequate internal financial controls with reference to consolidated financial statements were established and maintained and if such controls operated effectively in all material respects.

Our audit involves performing procedures to obtain audit evidence about the adequacy of the internal financial controls with reference to consolidated financial statements and their operating effectiveness. Our audit of internal financial controls with reference to consolidated financial statements included obtaining an understanding of internal financial controls with reference to consolidated financial statements, assessing the risk that a material weakness exists, and testing and evaluating the design and operating effectiveness of the internal controls based on the assessed risk. The procedures selected depend on the auditor's judgement, including the assessment of the risks of material misstatement of the consolidated financial statements, whether due to fraud or error.

We believe that the audit evidence we have obtained and the audit evidence obtained by the other auditors of the relevant subsidiary companies in terms of their reports referred to in the Other Matters paragraph below, is sufficient and appropriate to provide a basis for our audit opinion on the internal financial controls with reference to consolidated financial statements.

Meaning of Internal Financial controls with Reference to Consolidated Financial Statements

A company's internal financial controls with reference to consolidated financial statements is a process designed to provide reasonable assurance regarding the reliability

of financial reporting and the preparation of financial statements for external purposes in accordance with generally accepted accounting principles. A company's internal financial controls with reference to consolidated financial statements includes those policies and procedures that (1) pertain to the maintenance of records that, in reasonable detail, accurately and fairly reflect the transactions and dispositions of the assets of the company; (2) provide reasonable assurance that transactions are recorded as necessary to permit preparation of financial statements in accordance with generally accepted accounting principles, and that receipts and expenditures of the company are being made only in accordance with authorisations of management and directors of the company; and (3) provide reasonable assurance regarding prevention or timely detection of unauthorised acquisition, use, or disposition of the company's assets that could have a material effect on the financial statements.

Inherent Limitations of Internal Financial controls with Reference to Consolidated Financial Statements

Because of the inherent limitations of internal financial controls with reference to consolidated financial statements, including the possibility of collusion or improper management override of controls, material misstatements due to error or fraud may occur and not be detected. Also, projections of any evaluation of the internal financial controls with reference to consolidated financial statements to future periods are subject to the risk that the internal financial controls with reference to consolidated financial statements may become inadequate because of changes in conditions, or that the degree of compliance with the policies or procedures may deteriorate.

Other Matters

- a) Our aforesaid reports under Section 143(3)(i) of the Act on the adequacy and operating effectiveness of the

internal financial controls with reference to consolidated financial statements insofar as it relates to four subsidiary companies is based on the corresponding reports of the auditors of such companies incorporated in India.

- b) The auditors of Exide Life Insurance Company Limited ("ELI"), a subsidiary, have reported that the actuarial valuation of liabilities for the life policies in force and for policies in respect of which premium has been discontinued but liability exists as at 31 March 2021, is the responsibility of the ELI's Appointed Actuary, (the "Appointed Actuary"). The actuarial valuation of these liabilities has been duly certified by the Appointed Actuary and in his opinion, the assumptions for such valuation are in accordance with the Insurance Regulatory and Development Authority of India. The auditors of ELI have relied upon Appointed Actuary's certificate in this regard for forming their opinion on the financial statements of ELI.

Accordingly, the opinion of the auditors of ELI on internal financial controls with reference to financial statements of ELI does not include reporting on the operating effectiveness of the management's internal controls over valuation and accuracy of liabilities for life policies certified by the Appointed Actuary and the same has been relied upon by the auditors of ELI.

For B S R & Co. LLP

Chartered Accountants

Firm's Registration Number: 101248W/W-100022

Sd/-

Jayanta Mukhopadhyay

Partner

Place: Kolkata
Date: 29 April 2021

Membership Number: 055757
UDIN: 21055757AAAABE8500

Consolidated Balance Sheet

as at March 31, 2021

(₹ in Crores)

Particulars	Notes	March 31, 2021	March 31, 2020
I) ASSETS			
1) Non-Current Assets			
a) Property, plant and equipment	2(a)	2,970.19	2,620.00
b) Capital work-in-progress	2(a)	379.47	360.72
c) Goodwill	4	581.90	581.90
d) Other intangible assets	3	46.66	46.60
e) Intangible assets under development		51.48	44.15
f) Reinsurance asset		271.20	138.96
g) Financial assets			
(i) Investments			
- Investments of life insurance business	5	17,702.22	14,736.78
- Other investments	6	100.82	83.72
(ii) Trade receivables	7	0.08	0.11
(iii) Loans	8	51.17	38.08
h) Current tax assets (net)		54.97	69.01
i) Deferred tax assets (net)	28	9.94	16.10
j) Other non-current assets	9	211.08	221.51
		22,431.18	18,957.64
2) Current Assets			
a) Inventories	10	2,636.86	2,414.56
b) Financial assets			
(i) Investments			
- Investments of life insurance business	11	633.58	918.21
- Other investments	12	903.04	76.79
(ii) Trade receivables	13	1,076.20	1,060.83
(iii) Cash and cash equivalents	14	342.43	331.47
(iv) Bank balances other than (iii) above	15	11.14	10.13
(v) Loans	16	20.76	22.87
(vi) Other financial assets	17	418.95	376.26
c) Other current assets	18	212.97	198.83
		6,255.93	5,409.95
Total Assets		28,687.11	24,367.59
II) EQUITY AND LIABILITIES			
1) Equity			
a) Equity share capital	19	85.00	85.00
b) Other equity	20	7,187.27	6,382.32
Equity attributable to owners of the Company		7,272.27	6,467.32
2) Non-Controlling Interest	21	46.22	46.94
Total Equity		7,318.49	6,514.26
3) Liabilities			
i) Non-Current Liabilities			
a) Financial liabilities			
(i) Borrowings	22	85.58	8.85
(ii) Lease liabilities		341.19	101.56

Consolidated Balance Sheet

as at March 31, 2021

(₹ in Crores)

Particulars	Notes	March 31, 2021	March 31, 2020
(iii) Trade payables	23		
Total outstanding dues of micro and small enterprises		-	-
Total outstanding dues of creditors other than micro and small enterprises		7.83	5.74
(iv) Other financial liabilities	24	8.61	7.34
b) Provisions	25	63.96	72.54
c) Insurance contract liabilities	26	14,577.63	12,907.87
d) Investment contract liabilities	27	837.75	885.45
e) Deferred tax liabilities (net)	28	83.10	107.82
f) Other non-current liabilities			
(i) Fund for discontinued policies (linked and non-linked)		164.22	163.52
(ii) Fund for future appropriation (linked and non-linked)		393.94	341.09
		16,563.81	14,601.78
ii) Current Liabilities			
a) Financial liabilities			
(i) Borrowings	29	46.67	58.53
(ii) Lease liabilities		29.11	24.29
(iii) Trade payables	30		
Total outstanding dues of micro and small enterprises		287.46	132.78
Total outstanding dues of creditors other than micro and small enterprises		2,086.21	1,472.79
(iv) Other financial liabilities	31	347.92	360.24
b) Other current liabilities	32	224.99	185.56
c) Provisions	33	280.60	306.77
d) Insurance contract liabilities	34(a)	1,361.08	605.39
e) Investment contract liabilities	34(b)	139.67	104.57
f) Current tax liabilities (net)		1.10	0.63
		4,804.81	3,251.55
TOTAL EQUITY AND LIABILITIES		28,687.11	24,367.59
Significant accounting policies	1		

The accompanying notes are an integral part of the Consolidated Financial Statements.

As per our report of even date.

For B S R & Co. LLP
Chartered Accountants
Registration Number: 101248W/W-100022

For and on behalf of Board of Directors of **Exide Industries Limited**
CIN No.: L31402WB1947PLC014919

Sd/-
Jayanta Mukhopadhyay
Partner
Membership No. 055757

Sd/-
Jitendra Kumar
Company Secretary &
EVP (Legal & Administration)
ACS: 11159

Sd/-
A. K. Mukherjee
Director- Finance & CFO
DIN: 00131626

Sd/-
Gautam Chatterjee
Managing Director & CEO
DIN: 00012306

Kolkata, 29 April, 2021

Kolkata, 29 April, 2021

Consolidated Statement of Profit and Loss

for the year ended March 31, 2021

(₹ in Crores)

Particulars	Notes	2020-21	2019-20
I) INCOME:			
Revenue from operations	35	15,296.89	14,471.01
Other income	36	70.45	61.88
Total income (I)		15,367.34	14,532.89
II) EXPENSES:			
Cost of materials consumed	37	6,645.50	6,567.39
Purchase of stock-in-trade		41.77	54.25
Changes in inventories of finished goods, work-in-progress and stock-in-trade	38	0.13	(219.14)
Employee benefit expenses	39	1,122.49	1,118.93
Change in valuation of liability of life insurance policies in force	40	2,346.75	1,622.86
Other expenses	43	3,559.83	3,880.66
Total expenses (II)		13,716.47	13,024.95
III) Earnings before interest, tax, depreciation and amortisation expenses (I-II)		1,650.87	1,507.94
Finance costs	41	142.19	96.59
Depreciation and amortisation expenses	42	433.65	417.58
IV) Interest, depreciation and amortisation expenses		575.84	514.17
V) Share of loss of equity accounted investees, net of tax		(0.64)	(0.19)
VI) Profit before exceptional items and tax (III-IV+V)		1,074.39	993.58
VII) Exceptional items	62	-	(21.70)
VIII) Profit before tax (VI+VII)		1,074.39	971.88
IX) Tax expenses:	28		
Current tax [net of provision for earlier years ₹ 8.13 crs (PY: ₹ 2.92 crs)]		291.24	288.02
Deferred tax		(19.95)	(78.62)
		271.29	209.40
X) Profit for the year (VIII-IX)		803.10	762.48
XI) Other Comprehensive Income (OCI)			
(i) Other comprehensive income not to be reclassified subsequently to profit or loss:			
a) Re-measurement gain/(loss) on defined benefit plans	46	0.08	(12.63)
Income tax effect		(0.03)	2.93
b) Net gain/(loss) on investment in equity shares/units accounted at fair value		167.57	(105.66)
Income tax effect		(1.35)	2.04
(ii) Other comprehensive income to be reclassified subsequently to profit or loss:			
a) Net gain/(loss) on investment in debt securities accounted at fair value		3.61	197.55
Income tax effect		-	-
b) Change in foreign currency translation reserve		1.25	1.59
Income tax effect		-	-
Other comprehensive income for the year		171.13	85.82

Consolidated Statement of Profit and Loss

for the year ended March 31, 2021

(₹ in Crores)

Particulars	Notes	2020-21	2019-20
XII) Total comprehensive income for the year (X+XI)		974.23	848.30
Profit for the year attributable to:			
Owners of the company		809.90	776.75
Non-controlling interests		(6.80)	(14.27)
Other comprehensive income attributable to:			
Owners of the company		171.13	85.82
Non-controlling interests		-	-
Total comprehensive income attributable to:			
Owners of the company		981.03	862.57
Non-controlling interests		(6.80)	(14.27)
Earnings per share - Basic and Diluted [Nominal value ₹ 1 per share (PY: ₹ 1 per share)]	44	9.53	9.14
Significant accounting policies	1		

The accompanying notes are an integral part of the Consolidated Financial Statements.

As per our report of even date.

For B S R & Co. LLP
Chartered Accountants
Registration Number: 101248W/W-100022

For and on behalf of Board of Directors of **Exide Industries Limited**
CIN No.: L31402WB1947PLC014919

Sd/-
Jayanta Mukhopadhyay
Partner
Membership No. 055757

Sd/-
Jitendra Kumar
Company Secretary &
EVP (Legal & Administration)
ACS: 11159

Sd/-
A. K. Mukherjee
Director- Finance & CFO
DIN: 00131626

Sd/-
Gautam Chatterjee
Managing Director & CEO
DIN: 00012306

Kolkata, 29 April, 2021

Kolkata, 29 April, 2021

Consolidated Statement of Cash Flows

for the year ended March 31, 2021

Particulars	₹ in Crores	
	2020-21	2019-20
(A) CASH FLOW FROM OPERATING ACTIVITIES:		
Net profit before tax	1,074.39	971.88
Adjustment for :		
Depreciation and amortisation	433.65	417.58
Net profit on sale of investment	(146.86)	(214.57)
(Profit)/loss on fixed assets sold / discarded (net)	0.18	(7.32)
Income from investment including dividend and interest	(1,188.95)	(1,015.35)
(Gain)/loss on fair valuation of financial assets	(461.22)	291.08
Finance costs	40.48	16.33
Impairment loss on investment	-	27.98
Provision for expected credit loss on receivables	2.82	17.03
Share of loss of equity accounted investees, net of tax	0.64	0.19
Change in valuation of liability against life policies	2,346.75	1,622.86
	1,027.49	1,155.81
Operating profit before working capital changes	2,101.88	2,127.69
(Increase)/decrease in trade receivables	(18.16)	167.24
(Increase) in inventories	(222.30)	(349.25)
(Increase)/decrease in loans, other financial assets and other assets	(179.77)	26.68
Increase/(decrease) in other financial liabilities, other liabilities and provisions	858.24	438.01
	(92.20)	(247.53)
Cash generated from operations	2,539.89	1,880.16
Direct taxes paid (net of refunds and interest thereon)	(276.76)	(260.97)
Net cash generated from operating activities	2,263.13	1,619.19
(B) CASH FLOW FROM INVESTING ACTIVITIES:		
Purchase and construction of property, plant and equipment (including intangible assets)	(501.62)	(608.09)
Proceeds from sale of property, plant and equipment	2.06	12.97
Acquisition of interest in associates	-	(23.36)
Net movement in bank deposits	(1.92)	-
Purchase of investments	(7,647.89)	(8,684.21)
Proceeds from sale of investments	4,902.35	7,207.28
Investment income including dividends and interest	1,166.73	998.50
Net cash used in investing activities	(2,080.29)	(1,096.91)
(C) CASH FLOW FROM FINANCING ACTIVITIES :		
Proceeds from borrowings	205.25	110.69
Repayment of borrowings	(134.19)	(128.44)
Transaction with non-controlling interest	-	28.21
Dividends paid (including tax)	(170.00)	(502.11)
Payment of lease liabilities	(58.03)	(35.75)
Interest paid	(13.01)	(4.41)
Net cash used in financing activities	(169.98)	(531.80)
Net Increase/(decrease) in cash and cash equivalents (A+B+C)	12.86	(9.53)

Consolidated Statement of Cash Flows

for the year ended March 31, 2021

Particulars	₹ in Crores	
	2020-21	2019-20
Cash and cash equivalents - opening balance	331.47	340.94
Cash and cash equivalents - closing balance	344.33	331.41
Effect of exchange rate changes	(1.90)	0.06
Cash and cash equivalents - closing balance (as disclosed in Note 14)	342.43	331.47

The aforesaid Consolidated Statements of Cash Flow has been prepared under the indirect method as set out in IND AS 7- Statement of Cash Flow.

Refer note 58 for reconciliation of liabilities from financing activities.

The accompanying notes are an integral part of the Consolidated Financial Statements.

As per our report of even date.

For B S R & Co. LLP

Chartered Accountants
Registration Number: 101248W/W-100022

Sd/-
Jayanta Mukhopadhyay
Partner
Membership No. 055757

Kolkata, 29 April, 2021

For and on behalf of Board of Directors of **Exide Industries Limited**

CIN No.: L31402WB1947PLC014919

Sd/-
Jitendra Kumar
Company Secretary &
EVP (Legal & Administration)
ACS: 11159

Kolkata, 29 April, 2021

Sd/-
A. K. Mukherjee
Director- Finance & CFO
DIN: 00131626

Sd/-
Gautam Chatterjee
Managing Director & CEO
DIN: 00012306

Consolidated Statement of Changes in Equity

for the year ended March 31, 2021

A) Equity Share Capital

Particulars	Number	Amount
Equity Shares of ₹ 1 each issued, subscribed and fully paid	85,00,00,000	85.00
Balance as at April 1, 2019		
Changes in equity share capital during the year	-	-
Balance as at March 31, 2020	85,00,00,000	85.00
Changes in equity share capital during the year	-	-
Balance as at March 31, 2021	85,00,00,000	85.00

B) Other Equity

Particulars	Attributable to the owners of the company						Total Equity			
	Reserves and Surplus			OCI		Total Attributable to the owners of the Company				
	Capital reserve	Securities Premium	Capital Redemption Reserve	Retained earnings	Foreign currency translation reserve			Investments in equity shares / units at fair value	Debt instruments	
Balance as at April 1, 2019	2.89	737.88	0.80	5,118.74	(2.71)	149.08	15.18	6,021.86	33.00	6,054.86
Profit for the year 2019-20	-	-	-	776.75	-	-	-	776.75	(14.27)	762.48
Transactions with non-controlling interest	-	-	-	-	-	-	-	-	28.21	28.21
Other comprehensive income (net of tax) for the year 2019-20	-	-	-	(9.70)	1.59	(103.62)	197.55	85.82	-	85.82
Balance as at March 31, 2020	2.89	737.88	0.80	5,885.79	(1.12)	45.46	212.73	6,884.43	46.94	6,931.37
Adjustments										
Final Dividend for the year 2018-19 (₹ 0.80 per share)	-	-	-	(68.00)	-	-	-	(68.00)	-	(68.00)
Tax on Final Dividend for the year 2018-19	-	-	-	(13.98)	-	-	-	(13.98)	-	(13.98)
Payment of 1st Interim dividend for the year 2019-20 (₹ 1.60 per share)	-	-	-	(136.00)	-	-	-	(136.00)	-	(136.00)
Tax on 1st interim dividend for the year 2019-20	-	-	-	(29.98)	-	-	-	(29.98)	-	(29.98)
Payment of 2nd Interim dividend for the year 2019-20 (₹ 2.50 per share)	-	-	-	(212.50)	-	-	-	(212.50)	-	(212.50)
Tax on 2nd interim dividend for the year 2019-20	-	-	-	(41.65)	-	-	-	(41.65)	-	(41.65)
Balance as at March 31, 2020	2.89	737.88	0.80	5,383.68	(1.12)	45.46	212.73	6,382.32	46.94	6,429.26
Profit for the year 2020-21	-	-	-	809.90	-	-	-	809.90	(6.80)	803.10
Adjustment for increase in share of EIL in ELEPL	-	-	-	(6.08)	-	-	-	(6.08)	6.08	-
Re-Measurement gains/(losses) on defined benefit plans, net of tax	-	-	-	0.05	-	-	-	0.05	-	0.05
Net (loss)/gain on investment in equity shares/units accounted at Fair Value, net of tax	-	-	-	-	-	166.22	-	166.22	-	166.22

Consolidated Statement of Changes in Equity

for the year ended March 31, 2021

B) Other Equity (Contd..)

Particulars	Attributable to the owners of the company						Total Equity			
	Reserves and Surplus			OCI		Total Attributable to the owners of the Company				
	Capital reserve	Securities Premium	Capital Redemption Reserve	Retained earnings	Foreign currency translation reserve			Investments in equity shares / units at fair value	Debt instruments	
Net (loss)/gain on investment in debt securities accounted at Fair Value, net of tax	-	-	-	-	-	-	3.61	3.61	-	3.61
Change in Foreign Currency Translation Reserve	-	-	-	-	1.25	-	-	1.25	-	1.25
Other comprehensive income (net of tax) for the year 2020-21	-	-	-	0.05	1.25	166.22	3.61	171.13	-	171.13
Balance as at March 31, 2021	2.89	737.88	0.80	6,187.55	0.13	211.68	216.34	7,357.27	46.22	7,403.49
Adjustments										
Payment of Interim dividend for the year 2020-21 (₹ 2 per share)	-	-	-	(170.00)	-	-	-	(170.00)	-	(170.00)
Balance as at March 31, 2021	2.89	737.88	0.80	6,017.55	0.13	211.68	216.34	7,187.27	46.22	7,233.50

Description of the components of the other equity

Capital reserve

Capital reserve created on consolidation.

Securities premium

Premium received on equity shares issued are recognised in the securities premium.

Capital redemption reserve

The Group has created the reserve on account of buy back of shares from minority shareholders of a Component.

Retained earnings

Retained earnings are profits that the Company has earned till date, less dividends or other distributions paid to the shareholders. It also includes remeasurement gain/loss of defined benefit plans.

Foreign currency translation reserve (FCTR)

Exchange differences on translating the financial statements of foreign operations.

Other comprehensive income (OCI)

Changes in fair value of equity and debt instruments designated at FVOCI are recorded in other comprehensive income.

The accompanying notes are an integral part of the Consolidated Financial Statements.

As per our report of even date.

For B S R & Co. LLP

Chartered Accountants

Registration Number: 101248/W-100022

For and on behalf of Board of Directors of Exide Industries Limited

CIN No.: L31402WB1947PLC014919

Sd/-

Jayanta Mukhopadhyay

Partner

Membership No. 055757

Kolkata, 29 April, 2021

Sd/-

Jitendra Kumar

Company Secretary & EVP (Legal & Administration)

ACS: 11159

Kolkata, 29 April, 2021

Sd/-

A. K. Mukherjee

Director- Finance & CFO

DIN: 00131626

Sd/-

Gautam Chatterjee

Managing Director & CEO

DIN: 00012306

Notes to Consolidated Financial Statements

for the year ended March 31, 2021

Corporate Information

The Consolidated financial statements comprise financial statements of Exide Industries Limited (the Holding company) and its subsidiaries (collectively, the Group) and its associates as at and for the year ended 31 March 2021. The Company is a public company domiciled in India and is incorporated under the provisions of the Companies Act, 2013. Its shares are listed on three recognised stock exchanges in India. The registered office of the company is located at Exide House, 59E Chowringhee Road, Kolkata, 700020. The Holding Company is primarily engaged in the manufacturing of Storage Batteries and allied products in India. One of the Company's subsidiaries namely, Exide Life Insurance Company Limited (ELI) (Formerly known as ING Vysya Life Insurance Company Limited), is engaged in the business of life insurance and annuity. ELI offers a range of life insurance products to the customers through various distribution channels including individual agents, corporate agents, banks, etc.

Basis of preparation

These consolidated financial statements have been prepared in accordance with Indian Accounting Standards (Ind AS) as per the Companies (Indian Accounting Standards) Rules, 2015 notified under Section 133 of Companies Act, 2013, (the 'Act') and other relevant provisions of the Act.

The consolidated financial statements were authorised for issue by the Holding Company's Board of Directors on 29 April 2021.

These consolidated financial statements are presented in Indian Rupees (₹), which is also the Group's functional currency. All amounts have been rounded-off to the nearest crore, unless otherwise indicated.

The consolidated financial statements have been prepared on the historical cost basis except for:

- Certain financial assets and liabilities, which are measured at fair value.
- Net defined employee benefit asset / (liability), which are measured at Fair Value of plan assets less present value of defined benefit obligations.
- Certain life insurance contract liabilities and investments contract liabilities.

Standalone financial statements of Exide Life Insurance Company Limited (ELI) are prepared and presented in accordance with the accounting principles generally accepted in India in compliance with Accounting Standards (AS) as prescribed in the Companies (Accounting Standard) Rules, 2006, as amended and to the extent applicable, and in accordance with the provisions of the Insurance Regulatory and Development Authority of India (Preparation of Financial Statements and Auditor's Report of Insurance Companies) Regulation, 2002, provisions of the Insurance Act, 1938, Insurance Regulatory and Development Authority Act 1999, various circulars issued by IRDAI and the practices prevailing within the Insurance Industry in India. However, such financial statements of ELI have been suitably modified to materially conform to the measurement and recognition principles of Indian Accounting Standards ("Ind-AS"), to the extent applicable, for the purpose of preparation of these consolidated financial statements.

1. Significant accounting policies

a. Property, plant and equipment

Property, plant and equipment is stated at cost, net of accumulated depreciation and accumulated impairment losses, if any.

Cost of an item of property, plant and equipment comprises its purchase price, including import duties and non-refundable purchase taxes, after deducting trade discounts and rebates, any directly attributable cost of bringing the item to its working condition for its intended use and estimated costs of dismantling and removing the item and restoring the site on which it is located.

The cost of a self-constructed item of property, plant and equipment comprises the cost of materials and direct labor, any other costs directly attributable to bringing the item to working condition for its intended use, and estimated costs of dismantling and removing the item and restoring the site on which it is located.

If significant parts of an item of property, plant and equipment have different useful lives, then they are accounted for as separate items (major components) of property, plant and equipment.

Subsequent expenditure is capitalised only if it is probable that the future economic benefits associated

Notes to Consolidated Financial Statements

for the year ended March 31, 2021

with the expenditure will flow to the Group and the cost can be measured reliably. The carrying amount of any component accounted for as a separate asset is derecognised when replaced.

Any gain or loss on disposal of an item of property, plant and equipment is recognised in Statement of Profit and Loss.

Refer Note 2(a) to the Consolidated Financial Statements

b. Depreciation

Depreciation is calculated on cost of items of property, plant and equipment less their estimated residual values over their estimated useful lives using the straight-line method and is generally recognised in the Statement of Profit and Loss. Assets acquired under finance leases are depreciated over the shorter of the lease term and their useful lives unless it is reasonably certain that the Group will obtain ownership by the end of the lease term.

The estimated useful lives of items of property, plant and equipment are as follows:

Particulars	Useful economic life
Buildings	28.5 / 58.5 years
Plant and machinery (including electrical installation)	10/15 years
Moulds	8.5 years
Furniture and fittings	10 years
Office equipment	5 years
Vehicles	6 years
Computers	3 to 6 years

Based on technical assessment done by experts and management's estimate,

- (i) the useful life of factory buildings, other buildings, moulds and vehicles are different than those indicated in Schedule II to the Companies Act, 2013,
- (ii) residual value of plant & machinery including electrical installation, moulds and computers has been considered to be 2% of the cost. For buildings, office equipment, furniture & fittings and vehicles, residual value has been estimated at 5% of the cost.

Depreciation method, useful lives and residual values are reviewed at each financial year-end and adjusted if appropriate. Based on technical evaluation, the management believes that its estimates of useful lives as given above best represent the period over which management expects to use these assets.

Depreciation on additions (disposals) is provided on a pro-rate basis i.e. from (upto) the date on which asset is ready for use (disposed of).

Refer Note 42 to the Consolidated Financial Statements

c. Goodwill, Other Intangible assets and Amortisation

Goodwill is stated at cost less impairment losses, where applicable. Impairment loss, if any, to the extent the carrying amount exceed the recoverable amount is charged off to the Statement of Profit and Loss as it arises and is not reversed. For impairment testing, goodwill is allocated to Cash Generating Unit (CGU) or group of CGUs to which it relates, which is not larger than an operating segment, and is monitored for internal management purposes

Other acquired intangible assets are initially measured at cost and subsequently at cost less accumulated amortisation and accumulated impairment loss, if any. Subsequent expenditure is capitalised only when it increases the future economic benefits embodied in the specific asset to which it relates. All other expenditures are recognised in profit or loss as incurred.

Research costs are expensed as incurred.

Development expenditure is capitalized as part of the cost of the resulting intangible asset only if the expenditure can be measured reliably, the product or process is technically end commercially feasible, future economic benefits are probable. and the Group intends to and has sufficient resources to complete development and to use or sell the asset. Otherwise, it is recognised in the Statement of Profit and Loss as incurred.

The amortisation of an intangible asset with a finite useful life begins when the asset is available for use - i.e. when it is in the location and condition necessary for it to be capable of operating in the manner intended by management. Amortisation of intangible assets that is

Notes to Consolidated Financial Statements

for the year ended March 31, 2021

to be used in conjunction with other assets commences, once the asset group as a whole is ready to commence operations. Such Intangible assets are recorded as "intangible assets under development" till the time they are not available for use.

Subsequent to the initial recognition, the intangible asset is measured at cost, less any accumulated amortisation and accumulated impairment losses.

Amortisation is calculated to write off the cost of intangible assets less their estimated residual values over their estimated useful lives using the straight-line method and is included in depreciation and amortisation in the Statement of Profit and Loss.

The estimated useful lives are as follows:

Particulars	Useful economic life
Computer Software / Trademark	5 years

Amortisation method, useful lives and residual values are reviewed at each financial year-end and adjusted if appropriate.

Refer Note 3,4 and 42 to the Consolidated Financial Statements

d. Borrowing costs

Borrowing costs are interest and other costs (including exchange differences relating to foreign currency borrowings to the extent that they are regarded as an adjustment to interest costs) incurred in connection with the borrowing of funds. Borrowing costs directly attributable to the acquisition, construction or production of an asset that necessarily takes a substantial period of time to get ready for its intended use are capitalised as part of the cost of the asset. All other borrowing costs are expensed in the period in which they occur.

e. Inventories

Inventories are valued at the lower of cost and net realisable value.

Costs incurred in bringing each product to its present location and condition are accounted for as follows:

- (i) Raw materials and Components, Stores, Spares parts, loose tools etc: These are valued at weighted average cost. Cost includes cost of purchase and other costs incurred in bringing the inventories to their present location and condition. Raw materials, components and other supplies held for use in the production of finished products are not written down below cost except in cases where material prices have declined and it is estimated that the cost of the finished products will exceed their net realisable value.
- (ii) Finished goods and work-in-progress: These are valued at lower of cost and net realisable value. Cost includes an appropriate share of production overheads based on the normal operating capacity.
- (iii) Stock-in-trade: These are valued at lower of cost and net realisable value. Cost includes cost of purchase and other costs incurred in bringing the inventories to their present location and condition. Cost is determined on weighted average basis.

Net realisable value is the estimated selling price in the ordinary course of business, less estimated costs to completion and the estimated costs necessary to sell them.

Refer Note 10 to the Consolidated Financial Statements.

f. Provisions

A provision is recognised if, as a result of a past event, the Group has a present legal or constructive obligation that can be estimated reliably, and it is probable that an outflow of economic benefits will be required to settle the obligation. If the effect of the time value of money is material, provisions are determined by discounting the expected future cash flows (representing the best estimate of the expenditure required to settle the present obligation at the balance sheet date) at a pre-tax rate that reflects current market assessments of the time value of money and the risks specific to the liability. The unwinding of the discount is recognised as finance cost. Expected future operating losses are not provided for.

Refer Notes 25 and 33 to the Consolidated Financial Statements.

Notes to Consolidated Financial Statements

for the year ended March 31, 2021

g. Employee benefits

(i) Short-term employee benefits

Short-term employee benefit obligations are measured on an undiscounted basis and are expensed as the related service is provided. A liability is recognised for the amount expected to be paid e.g., under short-term cash bonus, if the Group has a present legal or constructive obligation to pay this amount as a result of past service provided by the employee, and the amount of obligation can be estimated reliably.

(ii) Post-retirement benefits

Post-retirement benefits to employees can either be through defined contribution plans or defined benefit plans.

A defined contribution plan is a post-employment benefit plan under which an entity pays fixed contributions into a separate entity and will have no legal or constructive obligation to pay further amounts. The Group makes specified monthly contributions towards Government administered provident fund and pension schemes.

The Group recognizes contribution payable to the provident fund scheme as an expense, when an employee renders the related service.

A defined benefit plan is a post-employment benefit plan other than a defined contribution plan.

The Group operates the following defined benefit plans:

- (a) Defined benefit gratuity plan, which requires contributions to be made to a separately administered fund and
- (b) Post-retirement medical benefit plan which is unfunded.

The calculation of defined benefit obligation is performed annually by a qualified actuary using the projected unit credit method.

Re-measurements of the net defined benefit liability, which comprise actuarial gains and losses, the return on plan assets (excluding interest) and the

effect of the asset ceiling (if any, excluding interest), are recognised in OCI. The Group determines the net interest expense (income) on the net defined benefit liability (asset) for the period by applying the discount rate used to measure the defined benefit obligation at the beginning of the annual period to the then-net defined benefit liability (asset), taking into account any changes in the net defined benefit liability (asset) during the period as a result of contributions and benefit payments. Net interest expense and other expenses related to defined benefit plans are recognised in the Statement of Profit and Loss.

When the benefits of a plan are changed or when a plan is curtailed, the resulting change in benefit that relates to past service ('past service cost' or 'past service gain') or the gain or loss on curtailment is recognised immediately in profit or loss. The Group recognises gains and losses on the settlement of a defined benefit plan when the settlement occurs.

Pension liability is split into a defined benefit portion and a defined contribution portion. The part of the liability towards pension plan upto 31st March 2003 for employees as on that date is in the nature of defined benefit plan. From 1st April 2003, the pension remains as a defined contribution liability. The Defined benefit portion is provided for on the basis of an actuarial valuation done at the end of each financial year. The contributions towards defined contribution are charged to the Statement of Profit and Loss of the year when the employee renders the service.

The current and non-current bifurcation is done as per Actuarial report.

(iii) Other long-term employee benefits

The Group's net obligation in respect of long-term employee benefits other than post-employment benefits is the amount of future benefit that employees have earned in return for their service in the current and prior periods; that benefit is discounted to determine its present value, and the fair value of any related assets is deducted. The obligation is measured on the basis of an annual Independent actuarial valuation using the

Notes to Consolidated Financial Statements

for the year ended March 31, 2021

projected unit credit method. Re-measurements gains or losses are recognised in profit or loss in the period in which they arise.

Refer Notes 25,33,39 and 46 to the Consolidated Financial Statements.

h. Foreign Currency

Transactions in foreign currencies are translated into the functional currency of the Group at the exchange rates at the dates of the transactions or an average rate if the average rate approximates the actual rate at the date of the transaction.

Monetary assets and liabilities denominated in foreign currencies are translated into the functional currency at the exchange rate at the reporting date. Non-monetary assets and liabilities that are measured based on historical cost in a foreign currency are translated at the exchange rate at the date of the transaction. Exchange differences are recognised in the Statement of Profit and Loss.

i. Revenue Recognition

The Group's non-insurance segment earns revenue primarily from sale of batteries and HUPS.

Sale of products and rendering of services

At contract inception, Group assess the goods or services promised in a contract with a customer and identify as a performance obligation each promise to transfer to the customer. Revenue is recognised upon transfer of control of promised products or services to customers in an amount of the transaction price that is allocated to that performance obligation and that reflects the consideration which the Group expects to receive in exchange for those products or services.

The Group considers the terms of the contract and its customary business practices to determine the transaction price. The transaction price is the amount of consideration to which an entity expects to be entitled in exchange for transferring promised goods or services to a customer net of returns, excluding amounts collected on behalf of third parties (for example, taxes) and excluding discounts and incentives, as specified in the contract with customer.

With respect to sale of products and rendering of certain services revenue is recognised at a point in time when the performance obligation is satisfied and the customer obtains the control of goods or services. There is no significant financing components involved on contract with customers. Invoices are usually payable within the credit period as agreed with respective customers.

Revenue from certain services are generated over a period of time, during which services are rendered based on contractual milestones. Revenue recognition takes place when a milestone is completed.

The Group recognises revenue only when it is probable that it will collect the consideration to which it will be entitled in exchange for the goods or services that will be transferred to the customer.

Customer loyalty programme

The Group has a customer loyalty programme for selected customers. The Group grants credit points to those customers as part of a sales transaction which allows them to accumulate and redeem those credit points.

The Group allocates a portion of the consideration received to loyalty points. This allocation is based on the relative stand-alone selling prices. The amount allocated to the loyalty programme is deferred, and is recognised as revenue when loyalty points are redeemed or the likelihood of the customer redeeming the loyalty points becomes remote.

The deferred revenue is included in contract liability.

Warranty

The Group provides only assurance types warranty in conjunction with sale of product and hence same is not considered as separate performance obligation.

Refer Note 31,32,33, 35 and 43 to the Consolidated Financial Statements.

j. Income Taxes

Income tax comprises current and deferred tax. It is recognised in profit or loss except to the extent that it relates to a business combination or to an item recognised directly in equity or in other comprehensive income.

Notes to Consolidated Financial Statements

for the year ended March 31, 2021

Current tax comprises the expected tax payable or receivable on the taxable income or loss for the year and any adjustment to the tax payable or receivable in respect of previous years. The amount of current tax reflects the best estimate of the tax amount expected to be paid or received after considering the uncertainty, if any, related to income taxes. It is measured using tax rates (and tax laws) enacted or substantively enacted by the reporting date.

Current tax assets and current-tax liabilities are offset only if there is a legally enforceable right to set off the recognised amounts, and it is intended to realise the asset and settle the liability on a net basis or simultaneously.

Deferred tax is recognised on temporary differences between the tax bases and accounting bases of assets and liabilities at the tax rates and laws that have been enacted or substantively enacted at the Balance Sheet date.

Deferred tax assets are recognised to the extent that it is probable that taxable profit will be available against which the deductible temporary differences can be utilised. The carrying amount of deferred tax assets is reviewed at each Balance Sheet date and reduced to the extent that it is no longer probable that sufficient taxable profit will be available to allow all or part of the deferred tax asset to be utilised. Unrecognised deferred tax assets are re-assessed at each reporting date and are recognised to the extent that it has become probable that future taxable profits will allow the deferred tax asset to be recovered.

Deferred tax assets and liabilities are offset if there is a legally enforceable right to offset current tax liabilities and assets, and they relate to income taxes levied by the same tax authority on the same. Taxable entity, or on different tax entities, but they intend to settle current tax liabilities and assets on a Net basis or their tax assets and liabilities will be realised simultaneously.

For items recognised in OCI or equity, deferred / current tax is also recognised in OCI or equity.

Refer Notes 28 to the Consolidated Financial Statements.

k. Leases

The Group as a lessee

The Group assesses whether a contract contains a lease as per the requirements of Ind AS 116 "Leases" at inception of a contract. A contract is, or contains, a lease if the contract conveys the right to control the use of an identified asset for a period in exchange for consideration. To assess whether a contract conveys the right to control the use of an identified asset, the Group assesses whether: (i) the contract involves the use of an identified asset (ii) the Group has substantially all of the economic benefits from use of the asset through the period of the lease and (iii) the Group has the right to direct the use of the asset.

The Group recognizes a right-of-use asset ("ROU") and a lease liability at the lease commencement date, except for leases with a term of twelve months or less (short-term leases) and low value leases. For these short-term and low value leases, the Group recognizes the lease payments as an operating expense on a straight-line basis over the term of the lease.

Certain lease arrangements include the options to extend or terminate the lease before the end of the lease term. ROU assets and lease liabilities includes these options when it is reasonably certain that they will be exercised.

The right-of-use asset is initially measured at cost, which comprises the initial amount of the lease liability adjusted for any lease payments made at or before the commencement date, plus any initial direct costs incurred and an estimate of costs to dismantle and remove the underlying asset or to restore the underlying asset or the site on which it is located, less any lease incentives received. The right-of-use asset is subsequently depreciated using the straight-line method from the commencement date to the end of the lease term, unless the lease transfers ownership of the underlying asset to the Group by the end of the lease term or the cost of the right-of-use asset reflects that the Group will exercise a purchase option. In that case the right-of-use asset will be depreciated over the useful life of the underlying asset, which is determined on the same basis as those of property and equipment.

Notes to Consolidated Financial Statements

for the year ended March 31, 2021

In addition, the right-of-use asset is periodically reduced by impairment losses, if any, and adjusted for certain remeasurements of the lease liability.

The lease liability is initially measured at the present value of the lease payments that are not paid at the commencement date, discounted using the incremental borrowing rate of the Group. Lease liabilities are remeasured with a corresponding adjustment to the related right of use asset if the Group changes its assessment if whether it will exercise an extension or a termination option.

The Group as a lessor

When the Group acts as a lessor, it determines at lease inception whether each lease is a finance lease or an operating lease. Whenever the terms of the lease transfer substantially all the risks and rewards of ownership to the lessee, the contract is classified as a finance lease. All other leases are classified as operating leases.

For operating leases, rental income is recognized on a straight basis over the term of the relevant lease.

Refer Note 2(a), 41, 42 and 60 to the Consolidated financial statements.

l. Earnings per share

Earnings per share is calculated by dividing the net profit or loss before OCI for the year by the weighted average number of equity shares outstanding during the year. For the purpose of calculating diluted earnings per share, the net profit or loss before OCI for the period attributable to equity shareholders and the weighted average number of shares outstanding during the period are adjusted for the effects of all dilutive potential equity shares.

Refer Note 44 to the Consolidated Financial Statements.

m. Contingent Liabilities

A contingent liability is a possible obligation that arises from past events whose existence will be confirmed by the occurrence or non-occurrence of one or more uncertain future events beyond the control of the Group or a present obligation that is not recognized because it is not probable that an outflow of resources

will be required to settle the obligation. The Group does not recognize a contingent liability but discloses its existence in the financial statements.

Refer Note 47 to the Consolidated Financial Statements.

n. Financial instruments

Recognition and initial measurement

Trade receivables and debt securities issued are initially recognised when they are originated. All other financial assets and financial liabilities are initially recognised when the Group becomes a party to the contractual provisions of the instrument.

A financial asset or financial liability is initially measured at fair value plus, for an item not at fair value through profit and loss (FVTPL), transaction costs that are directly attributable to its acquisition or issue.

Classification and subsequent measurement

On initial recognition, a financial asset is classified as measured at amortised cost; Fair value through other comprehensive income (FVOCI) – equity investment; or FVTPL. Financial assets are not reclassified subsequent to their initial recognition, except if and in the period the Group changes its business model for managing financial assets.

A financial asset is measured at amortised cost if it meets both the conditions and is not designated as at FVTPL: (i) The asset is held within a business model whose objective is to hold assets to collect contractual cash flows; and (ii) the contractual terms of the financial asset give rise on specified dates to cash flows that are solely payments of principal and interest on the principal amount outstanding.

On initial recognition of an equity investment that is not held for trading, the Group may irrevocably elect to present subsequent changes in the investment's fair value in OCI (designated as FVOCI – equity investment). This election is made on an investment by investment basis.

All financial assets not classified as measured at amortised cost or FVOCI as described above are measured at FVTPL. This includes all derivative financial assets. On initial recognition, the Group may irrevocably designate a financial asset that otherwise meets the

Notes to Consolidated Financial Statements

for the year ended March 31, 2021

requirements to be measured at amortised cost or at FVOCI as at FVTPL if doing so eliminates or significantly reduces an accounting mismatch that would otherwise arise.

The subsequent measurement of gains and losses of various categories of financial instruments are as follows:

- (i) Financial assets at amortised cost: these assets are subsequently measured at amortised cost using the effective interest method. The amortised cost is reduced by impairment losses. Interest income, foreign exchange gains and losses and impairment are recognised in profit or loss. Any gain or loss on derecognition is recognised in profit or loss.
- (ii) Equity investments at FVOCI: these assets are subsequently measured at fair value. Dividends are recognised as income in profit or loss unless the dividend clearly represents a recovery of part of the cost of the investment. Other net gains and losses are recognised in OCI and are not reclassified to profit or loss.
- (iii) Financial assets at FVTPL: these assets are subsequently measured at fair value. Net gains and losses, including any interest or dividend income, are recognised in profit or loss.

Financial liabilities are classified as measured at amortised cost or FVTPL. A financial liability is classified as at FVTPL if it is classified as held- for- trading, or it is a derivative or it is designated as such on initial recognition. Financial liabilities at FVTPL are measured at fair value and net gains and Losses, including any interest expense, are recognised in profit or loss. Other financial liabilities are subsequently measured at amortised cost using the effective interest method. Interest expense and foreign exchange gains and losses are recognised in profit or loss. Any gain or loss on derecognition is also recognised in profit or loss.

Derecognition

Financial assets: The Group derecognises a financial asset when the contractual rights to the cash flows from the financial asset expire, or it transfers the rights to receive the contractual cash flows in a transaction in which substantially all of the risks and rewards

of ownership of the financial asset are transferred or in which the Group neither transfers nor retains substantially all of the risks and rewards of ownership and does not retain control of the financial asset. If the Group enters into transactions whereby it transfers assets recognised on its balance sheet, but retains either all or substantially all of the risks and rewards of the transferred assets, the transferred assets are not derecognised.

Financial liabilities: The Group derecognises a financial liability when its contractual obligations are discharged or cancelled, or expire. The Group also derecognises a financial liability when its terms are modified and the cash flows under the modified terms are substantially different. In this case, a new financial liability based on the modified terms is recognised at fair value. The difference between the carrying amount of the financial liability extinguished and the new financial liability with modified terms is recognised in profit or loss.

Offsetting

Financial assets and financial liabilities are offset and the net amount presented in the balance sheet when, and only when, the Group currently has a legally enforceable right to set off the amounts and it intends either to settle them on a net basis or to realise the asset and settle the liability simultaneously.

Impairment

The Group recognizes loss allowances using the expected credit loss (ECL) model for the financial assets which are not fair valued through profit or loss. Loss allowance for trade receivables with no significant financing component is measured at an amount equal to lifetime ECL. For all other financial assets, expected credit losses are measured at an amount equal to the 12-month ECL, unless there has been a significant increase in credit risk from initial recognition in which case those are measured at lifetime ECL. The amount of expected credit losses (or reversal) that is required to adjust the loss allowance at the reporting date to the amount that is required to be recognised is recognized as an impairment gain or loss in profit or loss.

Refer Note 5, 6, 7, 8, 11, 12,13, 14, 15, 16, 17, 22, 23, 24, 29, 30, 31, 36, 52 and 53 to the Consolidated Financial Statements.

Notes to Consolidated Financial Statements

for the year ended March 31, 2021

o. Impairment of non-financial assets

The Group's non-financial assets, other than inventories and deferred tax assets, are reviewed at each reporting date to determine whether there is any indication of impairment. If any such indication exists, then the asset's recoverable amount is estimated.

For impairment testing, assets that do not generate independent cash inflows are combined together into cash-generating units (CGUs). Each CGU represents the smallest Group of assets that generates cash inflows that are largely independent of the cash inflows of other assets or CGUs.

The recoverable amount of a CGU (or an individual asset) is the higher of its value in use and its fair value less costs to sell. Value in use is based on the estimated future cash flows, discounted to their present value using a pre-tax discount rate that reflects current market assessments of the time value of money and the risks specific to the CGU (or the asset).

An impairment loss is recognised if the carrying amount of an asset or CGU exceeds its estimated recoverable amount. Impairment losses are recognised in the Statement of Profit and Loss. Impairment loss recognised in respect of a CGU is allocated first to reduce the carrying amount of any goodwill allocated to the CGU, and then to reduce the carrying amounts of the other assets of the CGU (or Group of CGUs) on a pro rata basis.

In respect of other assets for which impairment loss has been recognised in prior periods, the Group reviews at each reporting date whether there is any indication that the loss has decreased or no longer exists. An impairment loss is reversed if there has been a change in the estimates used to determine the recoverable amount. Such a reversal is made only to the extent that the asset's carrying amount does not exceed the carrying amount that would have been determined, net of depreciation or amortisation, if no impairment loss had been recognised.

p. Government grants

Government grants are recognised where there is reasonable assurance that the grant will be received and all attached conditions will be complied with. When the grant relates to revenue, it is recognised in

the Statement of Profit and Loss on a systematic basis over the periods to which they relate. When the grant relates to an asset, it is treated as deferred income and recognised in the Statement of Profit and Loss on a systematic basis over the useful life of the asset.

Refer Note 18 and 35 to the Consolidated Financial Statements.

q. Recognition of dividend income, interest income or expense

Dividend income is recognised in profit or loss on the date on which the Group's right to receive payment is established.

Interest income or expense is recognised using the effective interest method.

The 'effective interest rate' is the rate that exactly discounts estimated future cash payments or receipts through the expected life of the financial instrument to:

- the gross carrying amount of the financial asset; or
- the amortised cost of the financial liability.

In calculating interest income and expense, the effective interest rate is applied to the gross carrying amount of the asset (when the asset is not credit-impaired) or to the amortised cost of the liability. However, for financial assets that have become credit-impaired subsequent to initial recognition, interest income is calculated by applying the effective interest rate to the amortised cost of the financial asset. If the asset is no longer credit-impaired, then the calculation of interest income reverts to the gross basis.

Refer Note 36 and 41 to the Consolidated Financial Statements.

r. Operating Segment

The Group's operating business are organized and managed separately according to the nature of products and services provided, with each segment representing a strategic business unit that offers different products and serves different markets. The analysis of geographical segments is based on the areas in which customers of the Group are located.

Refer Note 51 to the Consolidated Financial Statements.

Notes to Consolidated Financial Statements

for the year ended March 31, 2021

s. Current versus non-current classification

The Group presents assets and liabilities in the balance sheet based on current/non-current classification.

An asset is treated as current when it is:

- Expected to be realised or intended to be sold or consumed in normal operating cycle
- Held primarily for the purpose of trading
- Expected to be realised within twelve months after the reporting period, or
- Cash or cash equivalent unless restricted from being exchanged or used to settle a liability for at least twelve months after the reporting period
- All other assets are classified as non-current.

A liability is current when:

- It is expected to be settled in normal operating cycle
- It is held primarily for the purpose of trading
- It is due to be settled within twelve months after the reporting period, or
- There is no unconditional right to defer the settlement of the liability for at least twelve months after the reporting period.
- The Group classifies all other liabilities as non-current.

Deferred tax assets and liabilities are classified as non-current assets and liabilities.

The operating cycle is the time between the acquisition of assets for processing and their realisation in cash and cash equivalents. The Group has identified twelve months as its operating cycle.

t. Earnings before interest, tax, depreciation and amortisation (EBITDA)

The Group presents EBITDA in the Statement of Profit and Loss; this is not specifically required by Ind AS 1. The term EBITDA are not defined in Ind AS. Ind AS compliant schedule III allows companies to present Line items, sub-line items and sub-totals shall be presented as an addition or substitution on the face

of the financial statement when such presentation is relevant to an understanding of the Group's financial position or performance or to cater to industry/sector-specific disclosure requirements or when required for compliance with the amendments to the Companies Act or under the Indian Accounting Standard.

Measurement of EBITDA

Accordingly, the Group has elected to present earnings before interest, tax, depreciation and amortisation (EBITDA) as a separate line item on the face of statement of profit or loss. The Group measures EBITDA on the basis of profit / (loss) from continuing operations. In its measurement, the Group does not include depreciation and amortisation expense, finance cost and tax expenses.

1.1 Significant accounting policies related to life insurance business

a. Product classification

Insurance and investment contracts are classified as being either with or without discretionary participation feature (DPF). DPF is a contractual right to receive, as a supplement to guaranteed benefits, additional benefits that meet the following conditions:

- Likely to be a significant portion of the total contractual benefits
- The amount or timing of which is contractually at the discretion of the issuer

That are contractually based on:

- The performance of a specified pool of contracts or a specified type of contract
- Realized and/or unrealized investment returns on a specified pool of assets held by the issuer
- The profit or loss of the Group, fund or other entity that issues the contract

b. Life insurance contract liabilities

Life insurance liabilities are recognized when contracts are entered into and premiums are charged. These liabilities are measured using the gross premium

Notes to Consolidated Financial Statements

for the year ended March 31, 2021

method. The liability is determined as the sum of the discounted value of the expected future benefits, claims handling and policy administration expenses, policyholder options and guarantees and investment income from assets backing such liabilities, which are directly related to the contract, less the discounted value of the expected premiums that would be required to meet the future cash outflows based on the actuarial valuation assumptions used.

Refer note 26 and 34(a) to the Consolidated Financial Statements.

c. Investment contract liabilities

Investment contracts are classified between contracts with and without DPF. The accounting policies for investment contract liabilities with DPF are the same as those for life insurance contract liabilities. Investment contract liabilities without DPF are recognized when contracts are entered into and premiums are charged. These liabilities are initially recognized at fair value, this being the transaction price excluding any transaction costs directly attributable to the issue of the contract. Subsequent to initial recognition, the investment contract liabilities are measured at fair value through profit or loss.

Deposits and withdrawals are recorded directly as an adjustment to the liability in the Balance sheet and are not recognized as gross premium in the Statement of Profit and Loss.

Fair values are determined at each reporting date and fair value adjustments are recognized in the Statement of Profit and Loss in "Gross change in contract liabilities.

Non-unitized contracts are subsequently also carried at fair value. The liability is derecognized when the contract expires, discharged or cancelled. For a contract that can be cancelled by the policyholder, the fair value of the contract cannot be less than the surrender value.

When contracts contain both a financial risk component and a significant insurance risk component and the cash flows from the two components are distinct and can be measured reliably, the underlying amounts are unbundled. Any premiums relating to the insurance risk component are accounted for on the same basis

as insurance contracts and the remaining element is accounted for as a deposit through the Balance sheet as described above.

Refer note 27 and 34(b) to the Consolidated Financial Statements.

d. Reinsurance assets

Reinsurance assets represent balances due from reinsurance companies. Amounts recoverable from reinsurers are estimated in a manner consistent with the outstanding claims provision or settled claims associated with the reinsurer's policies and are in accordance with the related reinsurance contract.

Reinsurance assets are reviewed for impairment at each reporting date, or more frequently, when an indication of impairment arises during the reporting period.

e. Liability adequacy test

The Group performs adequacy testing on its insurance liabilities to ensure that the carrying amounts (net of related deferred acquisition costs) and, where relevant, present value of acquired in-force business is sufficient to cover current estimates of future cash flows. Any deficiency is immediately charged to the Statement of Profit and Loss.

f. Revenue recognition

Revenue includes revenue from insurance contracts that are covered in the scope of Ind AS 104, 'Insurance Contracts'. Any amount (excluding the fee) received with respect to contracts classified as investment contracts form part of investment contract liability in the Balance sheet. Therefore, all amounts received or receivable from insurance and investment contracts do not fall within the purview of Ind AS 115, 'Revenue from contracts with customers'. Further, the fee charged to the investment contract policyholders for policy administration, investment management, surrenders etc. is covered under the scope of Ind AS 115 and is recognised as revenue over time, as and when the performance obligations are satisfied. In all the cases, this revenue is recognised in the same period in which the fee is charged to the policyholders and therefore, no revenue is deferred. Consequently, the Group does

Notes to Consolidated Financial Statements

for the year ended March 31, 2021

not have any contract asset or contract liability with respect to unsatisfied performance obligations as at the Balance sheet date.

i. Premium Income

Premium for non-linked policies is recognized as income when due. Premium on lapsed policies is recognized as income when such policies are reinstated.

Products having regular premium paying plans with limited premium payment term and/or pre-determined policy term are treated as regular business with due classification of premium into first year and renewal. Premium income on products other than aforesaid is classified as single premium.

Top up premiums paid by unit linked Policyholders' are considered as single premium and recognized as income when the associated units are created.

Premium income pertaining to investment contracts are accounted as investment liabilities.

ii. Investment contract fee

Investment contract policyholders are charged fees for policy administration, investment management, surrenders or other contract services. The fees may be for fixed amounts or vary with the amounts being managed, and will generally be charged as an adjustment to the policyholder's balance. Fees related to investment management services are recognised as revenue over time, as performance obligations are satisfied. In most cases this revenue is recognised in the same period in which the fees are charged to the policyholder.

Fees that are related to services to be provided in future periods are deferred and recognised when the performance obligation is fulfilled. Variable consideration, such as performance fees and commission subject to claw back arrangements, is not recognised as revenue until it is reasonably certain that no significant reversal of amounts recognised would occur. Initiation and other 'front-end' fees (fees that are assessed against

the policyholder balance as consideration for origination of the contract) are charged on some non-participating investment and investment fund management contracts.

Where the investment contract is recorded at amortised cost, these fees are deferred and recognised over the expected term of the policy by an adjustment to the effective yield. Where the investment contract is measured at fair value, the front-end fees that relate to the provision of investment management services are deferred and recognised as the services are provided.

iii. Income from investments

Interest/dividend income on investments is recognized on accrual basis. Amortization of discount/ premium relating to debt securities is recognized over the remaining maturity period on effective interest basis.

Dividend income is recognized when the right to receive dividend is established. Bonus entitlements are recognized as investments on the 'ex- bonus date'.

iv. Reinsurance Premium

Cost of reinsurance ceded is accounted at the time of recognition of premium income in accordance with the treaty or in principle arrangement/ agreement with the reinsurers.

v. Income from linked policies

For linked business, premium income is recognized as income when the associated units are created. Income from unit linked funds which include policy administration charges, mortality charges, etc. and are recovered in accordance with terms and conditions of policy and is recognized when due. Fund management charges are adjusted in the unit price computed on each business date.

vi. Interest on policy loans

Interest on loans against policies is recognized on effective interest basis.

Notes to Consolidated Financial Statements

for the year ended March 31, 2021

vii. Amortization of premium /discount on securities Income/Cost

Premium or discount on acquisition, as the case may be, in respect of debt securities /fixed income securities, pertaining to non-linked investments is amortized on effective interest rate basis over the expected life of the financial instrument.

viii. Realized Gain/ (Loss) on Debt Securities for Linked Business

Realized gain/(loss) on debt securities for linked business is the difference between the sale consideration net of expenses and the book cost, which is computed on weighted average basis, as on the date of sale.

ix. Realized Gain/ (Loss) on Debt Securities for Non-Linked Business

Realized gain/(loss) on debt securities for other than linked business is the difference between the sale consideration net of expenses and the amortized cost, which is computed on a weighted average basis, as on the date of sale.

x. Realized Gain/ (Loss) on sale of Equity Shares/ Equity ETF/ Mutual Fund

Realized gain/ (Loss) on sale of equity shares/ equity ETF/ mutual fund units is the difference between the sale consideration net of expenses and the book cost computed on weighted average basis as on the date of sale (mutual fund sale considerations would be based on the latest available NAV).

xi. Unrealized Gain/ (Loss) for Linked Business

Unrealized gains and losses for Linked Business are recognized in the Statement of Profit and Loss.

xii. Fees and Charges

Fees and charges including policy reinstatement fee (if any) are recognised as follows:

- relating to Insurance contracts - on receipt basis
- relating to Investment contracts - over time, as the services are provided.

Initial and other front-end fees received for rendering future investment management services relating to

investment contracts without DPF, are deferred and recognised as revenue when the related services are rendered.

Refer note 35 to the Consolidated Financial Statements.

g. Benefits paid (including claims)

Benefits paid comprise policy benefit amount and bonus declared to policyholders. Death and surrender claims are accounted for on receipt of intimation based on the terms of policy. Maturity benefits, survival benefits and declared bonuses are accounted for on the respective due dates. Withdrawals and benefits under linked policies are accounted in the respective schemes when the associated units are cancelled.

Repudiated claims disputed before judicial authorities are provided for based on management prudence and considering the fact and evidences available in respect of such claims. Reinsurance recoveries on claims are accounted for, in the same period as the related claims.

Amounts paid under investment contracts other than those with a discretionary participating feature are recorded as reductions of the investment contract liabilities. Amounts received under investment contracts, are not recorded through Statement of Profit and Loss, except for fee income and investment income attributable to those contracts, but are accounted for directly through the Balance sheet as an adjustment to investment contract liabilities.

Refer note 43 to the Consolidated Financial Statements.

h. Actuarial liability valuation

The estimation of liability for life policies is determined by the Appointed Actuary in accordance with accepted actuarial practice, requirements of Insurance Act 1938, amended by the Insurance Laws (Amendment) Act, 2015, IRDAI regulations and the actuarial practice standards issued by The Institute of Actuaries of India.

i. Acquisition and maintenance costs

Acquisition and maintenance costs are costs that vary with and are primarily related to the acquisition of new and renewal insurance contracts. Such costs are expensed in the year in which they are incurred.

Notes to Consolidated Financial Statements

for the year ended March 31, 2021

j. Liability for Life Policies

The estimation of liability for life policies is determined by the Appointed Actuary in accordance with accepted actuarial practice, requirements of Insurance Act 1938, amended by the Insurance Laws (Amendment) Act, 2015, IRDAI regulations and the actuarial practice standards issued by The Institute of Actuaries of India.

The valuation exercise is done to protect the interests of the existing policyholders. For policies with profit, the reasonable expectations of policyholders (PRE) are also considered. The reserves should be adequate to provide for all the policyholders benefits in various future scenarios. Adequate use of Margin for Adverse Deviation (MAD) is made to ensure that policyholders' benefits are protected even in some plausible adverse scenarios.

Actuarial liability for life policies in force and for policies in respect of which premium has been discontinued but a liability exists, is determined using the gross premium method and in case of group business (except for Credit Life Business and Reverse Mortgage Loan Enabled Annuity where gross premium method is used), the actuarial liabilities have been calculated on the basis of Unearned Premium Reserve method. Linked liabilities comprise unit liability representing the fund value of policies and non-unit liability for meeting insurance claims, expenses etc. The main governing guidelines considered for valuation are Insurance Act 1938, IRDA Act 1999, IRDAI (Actuarial Report and Abstract) Regulations 2016, IRDAI (Assets, Liabilities and Solvency Margin of Life Insurance Business) Regulations 2016, Actuarial Practice Standards and Guidance notes issued by Institute of Actuaries of India, Circulars issued by IRDAI from time to time.

k. Loans against policies

Loans against policies are valued at the aggregate of book values (net of repayments) plus capitalized interest and are subject to impairment, if any. Loans are classified as short term in case the maturity is less than 12 months. Loans other than short term are classified as long term.

l. Transfer of investments between Shareholders and Policyholders

Transfer of investments from Shareholders' fund to the Policyholders' fund to meet the deficit in the

Policyholders' account is made at amortized / book cost or market price, whichever is lower. The transfer of investments between unit linked funds is done at the prevailing market price.

Any contribution made by the shareholder to the policyholders' account is irreversible in nature and shall not be recouped to the shareholders at any point of time in future.

No transfer of investments is carried out between non-linked Policyholders' funds.

m. Funds for future appropriation

Linked business

Amounts estimated by Appointed Actuary as Funds for Future Appropriation – Linked are required to be set aside in the Balance sheet and are not available for distribution to shareholders until the expiry of the revival period.

Participating business

At each balance sheet date, the management with the approval of the Board decides to distribute the surplus among policyholders, shareholders and funds for appropriation at a future date. Surplus arising in the participating business after allowing for current year cost of bonus to policyholder is held as funds for future appropriation, which includes the surplus not appropriated during the year either to the policyholders or to the shareholders.

n. Discretionary Participation Features (DPF)

A DPF gives holders of these contracts the right to receive, as a supplement to guaranteed benefits, significant additional benefits which are based on the performance of the assets held within the DPF portfolio. The amount or timing of the additional benefits is contractually at the discretion of the Group. Under the terms of the contracts, surpluses in the DPF funds to be distributed to policyholders and shareholders on a 90/10 basis. The Group has the discretion over the amount and timing of the distribution of these surpluses to policyholders. All DPF liabilities including unallocated surpluses at the end of the reporting period are held within insurance or investment contract liabilities, as appropriate.

Notes to Consolidated Financial Statements

for the year ended March 31, 2021

1.2 Standards Issued but not yet Effective

Ministry of Corporate Affairs ("MCA") notifies new standard or amendments to the existing standards. There is no such notification which would have been applicable from April 1, 2021.

1.3 Principles of consolidation

The consolidated financial statements which relate to Exide Industries Ltd. (EIL), its subsidiary companies and associate companies, have been prepared on the following basis –

- i. The financial statements of the company and its subsidiaries are consolidated by combining like items of assets, liabilities, income and expenditure, after fully eliminating intra group balances, intra group transactions and any unrealised profit/ loss included therein. Deferred tax has been created on temporary differences that arise from the elimination of profits and losses resulting from intragroup transactions as per Ind AS12: Income Taxes.
- ii. Consolidated financial statements are prepared using uniform accounting policies for like transactions and other events in similar circumstances. If a member of the group uses accounting policies other than those adopted in the consolidated financial statements for like transactions and events in similar circumstances, appropriate adjustments are made to that group member's financial statements in preparing the consolidated financial statements to ensure conformity with the group's accounting policies. The financial statements of all entities used for the purpose of consolidation are drawn up to the same reporting date as that of the parent company, i.e., year ended on 31 March.
- iii. The excess / shortfall of cost to the company of its investments in the subsidiary companies is

recognized in the financial statements as goodwill / capital reserve, as the case may be.

- iv. With respect to subsidiaries domiciled out of India, assets and liabilities of such entities, together with goodwill and fair value adjustments assumed on acquisition thereof, are translated to Indian Rupees at exchange rates prevailing at the reporting period end. Income and expense items are translated at the average exchange rates prevailing during the period; when exchange rates fluctuate significantly the rates prevailing on the transaction date are used instead.

Differences arising on such translation are accumulated in foreign currency translation reserve and attributed to non-controlling interests proportionately.

- v. The Group's interests in equity accounted investees comprise interest in associates. An associate is an entity in which the Group has significant influence, but not control or joint control, over the financial and operating policies.

Under the equity method of accounting, the investments are initially recognised at cost and adjusted thereafter to recognise the group's share of the post-acquisition profits or losses of the investee in profit and loss, and the group's share of other comprehensive income of the investee in other comprehensive income. Dividends received or receivable from associates and joint ventures are recognised as a reduction in the carrying amount of the investment.

Unrealised gains on transactions between the group and its associates are eliminated to the extent of the group's interest in these entities. Unrealised losses are also eliminated unless the transaction provides evidence of an impairment of the asset transferred. Accounting policies of equity accounted investees are changed where necessary to ensure consistency with the policies adopted by the group.

Notes to Consolidated Financial Statements

for the year ended March 31, 2021

- vi. The subsidiary and associate companies considered in the financial statements are as follows:

Name	Country of Incorporation	% of ownership interest as on March 31, 2021	% of ownership interest as on March 31, 2020
Chloride International Limited (CIL)	India	100	100
Chloride Power Systems & Solutions Ltd. (CPSSL)	India	100	100
Chloride Metals Ltd. (CML)	India	100	100
Exide Life Insurance Company Limited (ELI)	India	100	100
Exide Leclanche Energy Private Limited (ELEPL)	India	80.15	74.99
Chloride Batteries S.E. Asia Pte Ltd. (CBSEA) & its wholly owned subsidiary (Exide Batteries Pvt. Ltd.)	Singapore	100	100
Espex Batteries Limited (ESPEX)	UK	100	100
Associated Battery Manufacturers (Ceylon) Ltd. (ABML)	Srilanka	61.50	61.50
CSE Solar Sunpark Maharashtra Private Limited	India	27.20	27.20
CSE Solar Sunpark Tamilnadu Private Limited	India	27.20	27.20
Greenyana Solar Private Limited	India	27.20	27.20

- vii. Non-controlling interest

Non – controlling interest (NCI) are measured at their proportionate share of the acquiree's net identifiable assets as at the date of acquisition. Changes in Group's equity interest in a subsidiary that do not result in a loss of control are accounted for as equity transactions.

Notes to Consolidated Financial Statements

for the year ended March 31, 2021

2 (a) Property, plant and equipment

Particulars	Owned Assets										Total	
	Freehold land	Buildings	Plant & equipments (including electrical installation)	Moulds	Office Equipment	Furniture & fixtures	Vehicles	Computers				
Cost or deemed cost (Gross carrying amount)												
Balance as at April 1, 2019	60.18	558.70	2,243.00	301.27	25.54	16.02	6.23	58.45				3,269.39
Additions for the year 2019-20	6.72	62.50	295.55	29.35	6.33	1.88	1.56	12.99				416.88
Disposals / deductions for the year 2019-20	-	6.74	3.82	0.36	0.51	0.16	1.43	0.93				13.95
Exchange differences for the year 2019-20	0.06	0.29	(0.09)	0.72	-	0.04	0.02	-				1.04
Balance as at March 31, 2020	66.96	614.75	2,534.64	330.98	31.36	17.78	6.38	70.51				3,673.36
Additions for the year 2020-21	-	112.46	320.48	32.52	3.22	2.04	2.18	6.22				479.12
Disposals / deductions for the year 2020-21	0.04	1.40	4.64	1.53	1.68	0.23	1.14	4.38				15.04
Exchange differences for the year 2020-21	(0.18)	0.81	(2.11)	(0.11)	-	(0.03)	0.21	(0.01)				(1.42)
Balance as at March 31, 2021	66.74	726.62	2,848.37	361.86	32.90	19.56	7.63	72.34				4,136.02
Accumulated depreciation												
Balance as at April 1, 2019	-	72.00	723.81	93.65	13.21	6.92	4.31	29.42				943.32
Depreciation for the year 2019-20	-	28.34	285.13	35.22	4.58	2.09	0.92	14.35				370.63
Disposals / deductions for the year 2019-20	-	4.61	1.57	0.05	0.41	0.15	0.81	0.70				8.30
Exchange differences for the year 2019-20	-	0.20	0.16	0.01	-	0.03	(0.34)	-				0.06
Balance as at March 31, 2020	-	95.93	1,007.53	128.83	17.38	8.89	4.08	43.07				1,305.71
Depreciation for the year 2020-21	-	26.77	291.76	37.20	4.64	2.11	1.00	13.34				376.81
Disposals / deductions for the year 2020-21	-	1.00	4.05	1.40	1.63	0.18	0.28	4.28				12.82
Exchange differences for the year 2020-21	-	0.29	(0.97)	(0.05)	-	(0.03)	(0.56)	(0.01)				(1.33)
Balance as at March 31, 2021	-	121.99	1,294.27	164.58	20.39	10.79	4.24	52.12				1,668.37
Carrying Amount (net)												
Balance as at March 31, 2020	66.96	518.82	1,527.11	202.15	13.98	8.89	2.30	27.44				2,367.65
Balance as at March 31, 2021	66.74	604.63	1,554.10	197.28	12.51	8.77	3.39	20.22				2,467.65

a. Conveyance / lease deeds for certain immovable properties valued at ₹ 38.50 crs (PY : ₹ 39.91 crs) are pending execution.

b. Buildings includes ₹ 0.10 crs (PY: ₹ 0.10 crs) being the cost of shares in respective Co-operative Housing Societies.

Notes to Consolidated Financial Statements

for the year ended March 31, 2021

2 (a) Property, plant and equipment (Contd..)

- Buildings includes leasehold improvements ₹ 11.65 crs (PY: ₹ 13.12 crs).
- As at March 31, 2021 property, plant and equipment with a carrying amount of ₹ 84.44 crs (PY: ₹ 24.93 crs) are subject to charge to secured borrowings from banks refer note 22 and 29.
- Movement of capital work-in-progress:

Particulars	(₹ in Crores)				
	Opening Balance	Addition During the year	Capitalised / Adjustments	Effect of Foreign Exchange	Closing Balance
2020-21	360.72	506.38	487.60	(0.03)	379.47
2019-20	264.99	504.60	408.66	(0.21)	360.72

Particulars	(₹ in Crores)					
	Leasehold Land	Buildings	Plant & equipments	Information Technology Equipment	Vehicles	Total
Gross carrying amount						
Balance as at April 01, 2019 (refer note 60)	134.90	99.89	-	4.17	1.28	240.24
Additions for the year 2019-20	7.69	11.54	30.69	-	0.86	50.78
Disposals / deductions for the year 2019-20	-	3.38	-	-	-	3.38
Balance as at March 31, 2020	142.59	108.05	30.69	4.17	2.14	287.64
Additions for the year 2020-21	15.73	10.34	262.61	-	3.80	292.48
Disposals / deductions for the year 2020-21	1.00	1.87	-	-	0.46	3.33
Exchange differences for the year 2020-21	0.12	-	-	-	0.01	0.13
Balance as at March 31, 2021	157.44	116.52	293.30	4.17	5.49	576.92
Accumulated depreciation						
Balance as at April 01, 2019	4.59	-	-	-	-	4.59
Depreciation for the year 2019-20	3.24	24.94	1.48	1.00	0.71	31.37
Disposals / deductions for the year 2019-20	-	0.69	-	-	-	0.69
Exchange differences for the year 2019-20	0.02	-	-	-	-	0.02
Balance as at March 31, 2020	7.85	24.25	1.48	1.00	0.71	35.29
Depreciation for the year 2020-21	3.01	24.54	9.44	1.00	1.62	39.61
Disposals / deductions for the year 2020-21	-	0.40	-	-	0.14	0.54
Exchange differences for the year 2020-21	0.02	-	-	-	-	0.02
Balance as at March 31, 2021	10.88	48.39	10.92	2.00	2.19	74.38
Carrying amount (net)						
Balance as at March 31, 2020	134.74	83.80	29.20	3.17	1.43	252.34
Balance as at March 31, 2021	146.56	68.13	282.38	2.17	3.30	502.54

Notes to Consolidated Financial Statements

for the year ended March 31, 2021

3 Other intangible assets

Particulars	(₹ in Crores)		
	Trade Mark	Computer Software	Total
Cost or deemed cost (Gross carrying amount)			
Balance as at April 1, 2019	3.12	82.45	85.57
Additions for the year 2019-20	-	20.76	20.76
Disposals / deductions for the year 2019-20	-	0.01	0.01
Exchange differences for the year 2019-20	-	(0.08)	(0.08)
Balance as at March 31, 2020	3.12	103.12	106.24
Additions for the year 2020-21	-	17.32	17.32
Disposals / deductions for the year 2020-21	-	0.13	0.13
Exchange differences for the year 2020-21	-	(0.03)	(0.03)
Balance as at March 31, 2021	3.12	120.28	123.40
Accumulated amortisation			
Balance as at April 1, 2019	2.90	41.15	44.05
Amortisation for the year 2019-20	0.22	15.36	15.58
Disposals / deductions for the year 2019-20	-	(0.01)	(0.01)
Exchange differences for the year 2019-20	-	0.02	0.02
Balance as at March 31, 2020	3.12	56.52	59.66
Amortisation for the year 2020-21	-	17.23	17.23
Disposals / deductions for the year 2020-21	-	0.11	0.11
Exchange differences for the year 2020-21	-	(0.02)	(0.02)
Balance as at March 31, 2021	3.12	73.62	76.76
Carrying amount (net)			
Balance as at March 31, 2020	-	46.60	46.60
Balance as at March 31, 2021	-	46.66	46.66

4 Goodwill

Particulars	(₹ in Crores)	
	March 31, 2021	March 31, 2020
Gross carrying amount		
Opening and closing balance as at 1 April 2019 and 31 March 2020	585.79	585.79
Opening and closing balance as at 1 April 2020 and 31 March 2021	585.79	585.79
Accumulated impairment losses		
Opening and closing balance as at 1 April 2019 and 31 March 2020	(3.89)	(3.89)
Opening and closing balance as at 1 April 2020 and 31 March 2021	(3.89)	(3.89)
Carrying amount (net)	581.90	581.90

Notes to Consolidated Financial Statements

for the year ended March 31, 2021

5 Non-current investments of life insurance business

Particulars	(₹ in Crores)	
	March 31, 2021	March 31, 2020
a. Investments held at amortised cost		
Policyholders' investments (quoted)		
Government securities and government guaranteed bonds including treasury bills	7,687.76	6,446.75
Debentures/ bonds	646.41	593.17
Investments in infrastructure and social sector bonds	1,790.20	1,738.95
Policyholders' investments (unquoted)		
Other securities (Policy Loan)	501.63	426.25
	10,626.00	9,205.12
Less: Impairment loss	-	(9.23)
	10,626.00	9,195.89
b. Investments held at FVOCI		
Policyholders' investments (quoted)		
Government securities and government guaranteed bonds including treasury bills	2,557.43	1,997.39
Debentures/ bonds	317.60	296.40
Investments in infrastructure and social sector bonds	626.62	481.17
Equity securities	469.80	285.13
Policyholders' investments (unquoted)		
Equity securities	22.01	19.24
Shareholders' investments (quoted)		
Government securities and government guaranteed bonds including treasury bills	767.44	751.40
Debentures/ bonds	16.18	17.02
Investments in infrastructure and social sector bonds	281.43	259.83
	5,058.51	4,107.58
c. Investments held at FVTPL		
Policyholders' investments (quoted)		
Equity securities	88.48	52.12
Policyholders' investments (unquoted)		
Equity securities	7.73	6.76
Assets held to cover linked liabilities (quoted)		
Government securities and government guaranteed bonds including treasury bills	426.67	388.11
Equity securities	1,286.04	754.61
Debentures/ bonds	48.06	73.63
Investments in infrastructure and social sector bonds	160.73	158.08
	2,017.71	1,433.31
	17,702.22	14,736.78
(i) Aggregate book value of quoted investments	17,170.85	14,284.53
(ii) Aggregate market value of quoted investments	18,004.50	15,069.16
(iii) Aggregate value of unquoted investments	531.37	452.25
(iv) Aggregate amount of impairment in value of Investment	-	9.23
(v) Refer Note 52 for information about fair value measurement and Note 53 for credit risk and market risk of investment		

Notes to Consolidated Financial Statements

for the year ended March 31, 2021

6 Other non-current Investments

(₹ in Crores)

Particulars	March 31, 2021	March 31, 2020
Equity accounted associates (unquoted)		
CSE Solar Sunpark Maharashtra Private Limited of ₹ 10 each [9,92,465 Shares (PY: 9,92,465 Shares)]	7.35	7.19
CSE Solar Sunpark Tamil Nadu Private Limited of ₹ 10 each [11,81,250 Shares (PY: 11,81,250 Shares)]	10.60	10.80
Greenyana Solar Private Limited of ₹ 10 each [5,83,333 Shares (PY: 5,83,333 Shares)]	4.58	5.18
Investments at amortised cost (unquoted)		
Government securities (lodged as security deposits with various authorities)	0.01	0.01
Investments in bond	2.98	2.92
Investments at FVOCI (unquoted)		
Investment In debentures / bonds [^]	-	-
Units (unquoted)		
Faering Capital India Evolving Fund of ₹ 1,000 each [4,67,292 units (PY: 4,01,696 units)]	57.65	46.36
Equity shares (unquoted)		
Haldia Integrated Development Agency Ltd of ₹ 10 each [5,00,000 shares (PY: 5,00,000 shares)]	1.85	2.15
Suryadev Alloys of ₹ 10 each [5,80,000 shares (PY: 5,80,000 shares)]	1.76	1.76
Equity shares (quoted)		
Hathway Cable and Datacom Limited of ₹ 2 each [54,62,830 shares (PY: 54,62,830 shares)]	14.04	7.35
	100.82	83.72
(i) Aggregate book value of unquoted investments	86.78	76.37
(ii) Aggregate book value and market value of quoted investments	14.04	7.35
(iii) Refer Note 52 for information about fair value measurement and Note 53 for credit risk and market risk of investment		
(iv) Aggregate carrying value of investments of individually immaterial associate is ₹ 22.53 crs net of share of loss/OCI of ₹ 0.83 crs.		

[^] Figures being less than ₹ 50,000 in each case has not been disclosed

7 Non-current trade receivables (at amortised cost)

(₹ in Crores)

Particulars	March 31, 2021	March 31, 2020
Unsecured, Considered good		
Trade receivables, considered good - unsecured	0.08	0.11
	0.08	0.11

Notes to Consolidated Financial Statements

for the year ended March 31, 2021

8 Non-current loans (at amortised cost)

(₹ in Crores)

Particulars	March 31, 2021	March 31, 2020
(i) Unsecured, considered good		
a) Loans to employees	0.34	0.44
b) Loans and advances to others	-	0.16
c) Deposits	50.83	37.48
(ii) Credit impaired		
a) Deposits	1.01	1.02
	52.18	39.10
Less: Loss allowance	1.01	1.02
	51.17	38.08

9 Other non-current assets

(₹ in Crores)

Particulars	March 31, 2021	March 31, 2020
(i) Unsecured, considered good		
a) Capital advances	74.17	86.54
c) Prepaid expenses	25.93	40.39
d) Balances and deposit with Government Authorities	110.98	94.58
(ii) Unsecured, considered doubtful		
a) Balances and deposit with Government Authorities	20.34	26.73
	231.42	248.24
Less: Provision for doubtful advances	20.34	26.73
	211.08	221.51

10 Inventories

(At lower of cost and net realisable value)

(₹ in Crores)

Particulars	March 31, 2021	March 31, 2020
a) Stores and spares	59.79	49.78
b) Raw materials [Including in transit ₹ 264.05 crs (PY: ₹ 179.71 crs)]	893.00	680.58
c) Work-in-progress	792.71	754.01
d) Finished goods	828.54	885.26
e) Stock-in-trade	62.82	44.93
	2,636.86	2,414.56

- I. The cost of inventories recognised as an expense during the year has been disclosed on the face of the Statement of Profit and Loss and Note 43.
- II. The cost of inventories recognised as an expense includes ₹ 24.23 crs (PY: ₹ 16.87 crs) in respect of write downs of inventory.
- III. Carrying amount of inventories pledged as borrowings ₹ 238.75 crs (PY: ₹ 225.12 crs). Refer note 22 and 29.

Notes to Consolidated Financial Statements

for the year ended March 31, 2021

11 Current investments of life insurance business

(₹ in Crores)

Particulars	March 31, 2021	March 31, 2020
a. Investments held at amortised cost		
Policyholders' investments (quoted)		
Government securities and government guaranteed bonds including treasury bills	93.86	71.41
Debentures/bonds	1.10	13.33
Investments in infrastructure and social sector bonds	98.28	43.81
Others (CBLO)	71.33	1.59
Policyholders' investments (unquoted)		
Other securities (policy loan)	31.38	30.64
Shareholders' investments (quoted)		
Others (CBLO)	2.05	-
Less : Impairment loss	(4.61)	-
	293.39	160.78
b. Investments held at FVTOCI		
Policyholders' investments (quoted)		
Government securities and government guaranteed bonds including treasury bills	11.25	37.99
Debentures/bonds	3.56	13.74
Investments in infrastructure and social sector bonds	16.93	3.01
Shareholders' investments (quoted)		
Government securities and government guaranteed bonds including treasury bills	31.37	8.08
Investments in infrastructure and social sector bonds	3.75	-
	66.86	62.82
c. Investments held at FVTPL		
Shareholders' investments (quoted)		
Mutual funds	18.25	18.47
Policyholders' investments (quoted)		
Mutual funds	28.79	362.87
Assets held to cover linked liabilities (quoted):		
Government securities and government guaranteed bonds including treasury bills	104.11	147.99
Debentures/bonds	-	11.47
Investments in infrastructure and social sector bonds	5.40	3.75
Mutual funds	-	78.98
Others (CBLO)	96.12	61.85
Net current assets		
Bank balances	0.29	0.31
Interest and dividend accrued on Investment	11.43	12.78
Outstanding contract (net)	(5.53)	(1.33)
Other current assets	27.12	5.89
Other current liabilities	(12.65)	(8.42)
	273.33	694.61
	633.58	918.21
(i) Aggregate book value of quoted investments	581.54	887.57
(ii) Aggregate market value of quoted investments	581.24	888.39
(iii) Aggregate book value of unquoted investments	31.38	30.64
(iv) Aggregate amount of impairment in value of Investment	4.61	-
(v) Refer Note 52 for information about fair value measurement and Note 53 for credit risk and market risk of investment		

Notes to Consolidated Financial Statements

for the year ended March 31, 2021

12 Other investments

(₹ in Crores)

Particulars	March 31, 2021	March 31, 2020
Investments at FVTPL		
Units of mutual funds (unquoted)	903.04	66.77
Units of mutual funds (quoted)	-	10.02
	903.04	76.79
(i) Aggregate book value and market value of quoted investment thereof	-	10.02
(ii) Aggregate book value of unquoted investments	903.04	66.77
(iii) Refer Note 52 for information about fair value measurement and Note 53 for credit risk and market risk of investment		

13 Trade receivables (unsecured) (at amortised cost)

(₹ in Crores)

Particulars	March 31, 2021	March 31, 2020
Trade receivables, considered good - unsecured	1,106.31	1,088.12
Less: Loss allowance	30.11	27.29
	1,076.20	1,060.83
Carrying amount of trade receivables are pledged against borrowings ₹ 173.87 crs (PY: ₹ 67.61 crs). Refer note 22 and 29.		
The Company's exposure to credit and currencies risks, and loss allowances related to trade receivables are disclosed in Note 53.		

14 Cash and cash equivalents

(₹ in Crores)

Particulars	March 31, 2021	March 31, 2020
a) Balances with banks on		
Current account	155.50	146.06
Deposits	73.04	136.09
b) Cheques, drafts in hand	103.51	46.85
c) Cash in hand *	10.38	2.47
	342.43	331.47

* Cash in hand include stamps on hand

15 Other bank balances

(₹ in Crores)

Particulars	March 31, 2021	March 31, 2020
a) Unclaimed dividend account	8.81	9.72
b) Deposits**	2.33	0.41
	11.14	10.13

** Includes ₹ 0.09 crs (PY: ₹ 0.09 crs) with commercial tax department (Govt. of J&K) as security under GST, ₹ 0.26 crs (PY: ₹ 0.26 crs) as margin money for Bank Guarantee and ₹ 0.06 crs (PY: ₹ 0.06 crs) are given as security deposit to customs.

Notes to Consolidated Financial Statements

for the year ended March 31, 2021

16 Current loans (at amortised cost)

(₹ in Crores)

Particulars	March 31, 2021	March 31, 2020
Unsecured, considered good		
a) Loans to employees	0.46	4.29
b) Security Deposits	20.30	18.58
	20.76	22.87

17 Other current financial assets (at amortised cost)

(₹ in Crores)

Particulars	March 31, 2021	March 31, 2020
Unsecured, considered good		
a) Rebates and discounts receivables	46.97	24.66
b) Other receivables	28.31	21.98
c) Income accrued on investments	305.46	282.94
d) Investments held to meet policyholders' dues	52.25	51.00
	432.99	380.58
e) Less: Loss allowance	14.04	4.32
	418.95	376.26

Other receivables includes ₹ 18.30 crs (PY: ₹ 15.37 crs) pertaining to last day units, contracts for sale of equity etc. of ELI

18 Other current assets

(₹ in Crores)

Particulars	March 31, 2021	March 31, 2020
Unsecured, considered good		
a) Advances to suppliers	9.19	17.19
b) Other receivables and advances ^	54.86	52.97
c) Balances and deposit with Government Authorities	114.97	95.57
d) Prepaid expenses	33.95	33.10
Unsecured, considered doubtful		
a) Advances to suppliers	3.62	3.62
	216.59	202.45
Less: Provision for doubtful deposits and advances	3.62	3.62
	212.97	198.83

^ includes export incentive receivables aggregating to ₹ 29.97 crs (PY: ₹ 17.99 crs)

Notes to Consolidated Financial Statements

for the year ended March 31, 2021

19 Share capital

(₹ in Crores)

Particulars	March 31, 2021	March 31, 2020
a) Authorised		
1,00,00,00,000 (PY: 1,00,00,00,000) equity shares of ₹ 1 each	100.00	100.00
	100.00	100.00
b) Issued, subscribed & fully paid-up		
85,00,00,000 (PY: 85,00,00,000) equity shares of ₹ 1 each	85.00	85.00
	85.00	85.00
c) Reconciliation of the number of equity shares outstanding at the beginning and at the end of the reporting year		
Balance at the beginning and at the end of the year	85,00,00,000	85,00,00,000
d) Terms / rights attached to equity shares		
The Holding company has only one class of equity shares having a par value of ₹ 1 per share. Each holder of equity shares is entitled to one vote per share.		
In the event of liquidation, the holders of equity shares will be entitled to receive remaining assets of the Holding company, after distribution of all preferential amounts. The distribution will be in proportion to the number of equity shares held by the shareholders.		
e) Shares held by holding company		
Name of Shareholder	Number of Shares	
Chloride Eastern Limited, UK (considered to be Holding company by virtue of de-facto control) 45.99% (PY:45.99%)	39,09,54,666	39,09,54,666
f) Details of shareholders holding more than 5% shares in Company		
Name of Shareholder	Number of Shares	
Chloride Eastern Limited, UK holding 45.99 % (PY : 45.99 %)	39,09,54,666	39,09,54,666
Life Insurance Corporation of India 5.89% (PY: 3.09%)	5,00,44,588	2,62,84,775
As per records, including its register of shareholders / members and other declaration received from shareholders, the above shareholding represents legal ownership of shares.		

Notes to Consolidated Financial Statements

for the year ended March 31, 2021

20 Other equity

Particulars	₹ in Crores)	
	March 31, 2021	March 31, 2020
a) Securities premium	737.88	737.88
Premium received on equity shares issued are recognised in the securities premium		
b) Retained earnings	6,017.55	5,383.68
Retained earnings are profits that the Company has earned till date, less dividends or other distributions paid to the shareholders. It also includes remeasurement gain/loss of defined benefit plans.		
c) Foreign currency translation reserve (FCTR)	0.13	(1.12)
Exchange differences on translating the financial statements of foreign operations		
d) Capital redemption reserve	0.80	0.80
The Group has created the reserve on account of buy back of shares from minority shareholders of a Component.		
e) Capital reserve	2.89	2.89
Capital reserve created on consolidation		
f) Items of other comprehensive income		
- Fair value of equity instruments through OCI	211.68	45.46
Changes in fair value of equity instruments recorded in other comprehensive income		
- Fair value of debt instruments through OCI	216.34	212.73
Changes in fair value of debt instruments recorded in other comprehensive income		
	7,187.27	6,382.32

21 Non-controlling interest

Particulars	₹ in Crores)	
	March 31, 2021	March 31, 2020
Balance as at the commencement of the reporting year	46.94	33.00
Add: Share of loss attributable to non-controlling interest	(6.80)	(14.27)
Add: Changes in ownership interest that do not result in loss of control-acquisition of NCI (refer note below)	6.08	-
Add: Consideration paid by non-controlling interest	-	28.21
Balance as at the end of the reporting year	46.22	46.94

Note:

The Group has acquired an additional 5.16% equity interest in Exide Leclanche Energy Pvt Limited through subscription of fresh issue of equity shares by the subsidiary for a consideration of ₹ 66.35 crs. Accordingly, an amount of ₹ 6.80 crs has been adjusted against non-controlling interest representing change in ownership interest of the Group in the subsidiary.

Notes to Consolidated Financial Statements

for the year ended March 31, 2021

22 Non-current borrowings (at amortised cost)

Particulars	₹ in Crores)	
	March 31, 2021	March 31, 2020
Non-current portion		
Term loan from bank (secured)	79.41	2.73
Bank loans (unsecured)	6.17	6.12
	85.58	8.85
Current maturities		
Term loan from banks (secured)	6.16	3.27
Less : Amount disclosed under the head "other current financial liabilities" (refer note 31)	6.16	3.27
	-	-

Term loan:

- Includes ₹ 42.04 crs (PY: ₹ 6 crs) secured by hypothecation plant & machinery, land & building, inventories and trade receivables of ABML. The loan carries an interest rate of 8.5% p.a. and repayable in 84 months.
- Includes ₹ 43.53 crs (PY: NIL) of CML, for which exclusive charge is created on entire movable assets (excluding current assets) and immovable assets of Haldia Unit. The interest rate is to be reset at 12 months intervals. Interest rate is calculated at 12 month MCLR (presently at 7.75% p.a.) payable at monthly intervals.

The loan is repayable in 12 quarterly installments after moratorium period of 2 years from the date of first disbursement. Repayment to start from beginning of quarter i.e last day of the moratorium period of ₹ 3.63 crs each from Oct'22 to Jul'24 and ₹ 3.62 crs each from Oct'24 to Jul'25.

23 Non-current trade payables (at amortised cost)

Particulars	₹ in Crores)	
	March 31, 2021	March 31, 2020
Trade payable for goods & services		
Total outstanding dues of micro and small enterprises (refer note no. 48)	-	-
Total outstanding dues of creditors other than micro and small enterprises	7.83	5.74
	7.83	5.74

24 Other non-current financial liabilities (at amortised cost)

Particulars	₹ in Crores)	
	March 31, 2021	March 31, 2020
Payables for capital goods	4.52	3.42
Other payables	4.09	3.92
	8.61	7.34

Notes to Consolidated Financial Statements

for the year ended March 31, 2021

25 Non-current provisions

(₹ in Crores)		
Particulars	March 31, 2021	March 31, 2020
Provision for employee benefits (refer note 46)		
Post retirement medical benefits	4.58	4.55
Gratuity	12.66	21.47
Pension	0.17	3.42
Compensated absences	43.88	41.57
Others		
Provision for site restoration liabilities	2.67	1.53
	63.96	72.54
Provisions for site restoration		
A provision is recognised for site restoration liabilities on leasehold lands taken by the Group:		
Opening balance	1.53	1.38
Add: Interest accrued on the provision during the year	1.14	0.15
Closing balance	2.67	1.53

26 Non-current insurance contract liabilities

(₹ in Crores)		
Particulars	March 31, 2021	March 31, 2020
Policy liabilities		
Insurance contracts liabilities*		
- Par	8,027.76	7,621.97
- Par pension	20.97	10.85
- Non par	3,698.57	2,861.67
- Annuity	193.89	133.23
- VIP non par pension	910.28	965.39
- Provision for linked liabilities	1,313.91	1,365.63
- Fair value change (linked)	403.51	(61.24)
- Non-unit liabilities	8.74	10.37
	14,577.63	12,907.87

* For movement of policyholders' funds, funds for discontinued policies, funds for future appropriation and embedded derivative liability - refer note 55.

27 Investment contract liabilities**

(₹ in Crores)		
Particulars	March 31, 2021	March 31, 2020
- Pension	647.75	738.25
- VIP non par pension	1.68	5.79
- Linked	188.32	141.41
	837.75	885.45

**For movement of investment contracts liabilities - refer note 56.

Notes to Consolidated Financial Statements

for the year ended March 31, 2021

28 Deferred tax liability (net)

(₹ in Crores)		
Particulars	March 31, 2021	March 31, 2020
a) Deferred tax liability	129.22	148.08
b) Deferred tax assets	56.06	56.36
	73.16	91.72

Movement in deferred tax (liabilities) / assets balances:

(₹ in Crores)					
2020-21	April 01, 2020	Movement through Statement of Profit and Loss	Movement through Other Comprehensive Income	Effect of foreign exchange	March 31, 2021
Deferred tax liability:					
Arising out of temporary difference in depreciable assets	(144.26)	16.80	-	(0.05)	(127.51)
Expenses claimed as deduction as per Income Tax Act, 1961 but not booked in current year	(3.82)	2.11	-	-	(1.71)
Deferred tax assets:					
On expenses allowable against taxable income in future years	36.18	6.32	-	0.02	42.52
On lease liabilities (net of Right-of-use assets)	0.16	1.65	-	-	1.81
On unabsorbed depreciation and business loss	16.75	(6.40)	-	(0.01)	10.34
Unrealised gain on investment	2.91	(0.17)	(1.35)	-	1.39
Others	0.36	(0.36)	-	-	-
	(91.72)	19.95	(1.35)	(0.04)	(73.16)

(₹ in Crores)					
2019-20	April 01, 2019	Movement through Statement of Profit and Loss	Movement through Other Comprehensive Income	Effect of foreign exchange	March 31, 2020
Deferred tax liability:					
Arising out of temporary difference in depreciable assets	(220.99)	76.80	-	(0.07)	(144.26)
Expenses claimed as deduction as per Income Tax Act, 1961 but not booked in current year	(4.76)	0.94	-	-	(3.82)
Deferred tax assets:					
On expenses allowable against taxable income in future years	41.71	(5.58)	-	0.05	36.18
On lease liabilities (net of Right-of-use assets)	-	0.16	-	-	0.16
On unabsorbed depreciation and business loss	10.24	6.49	-	0.02	16.75
Unrealised gain on investment	0.92	(0.05)	2.04	-	2.91
Others	0.50	(0.14)	-	-	0.36
	(172.38)	78.62	2.04	-	(91.72)

Notes to Consolidated Financial Statements

for the year ended March 31, 2021

Reconciliation of statutory rate of tax and effective rate of tax:

Particulars	March 31, 2021		March 31, 2020	
	Rate	(₹ in Crores)	Rate	(₹ in Crores)
At India's statutory income tax rate of 25.17% (PY: 25.17%)	25.17%	270.40	25.17%	244.62
Adjustments:				
Impact of reduction in corporate tax rate	-	-	-5.22%	(50.78)
Non-deductible expenses for tax purposes	0.70%	7.48	0.63%	6.15
Exempt income for tax purposes	-0.01%	(0.16)	-0.53%	(5.16)
Various allowances claimed under Income Tax Act, 1961	-0.20%	(2.15)	-0.11%	(1.04)
Indexation benefit on sale of capital asset as per Income tax Act	-	-	-0.12%	(1.18)
Impact of lower tax rate on certain items	-0.02%	(0.22)	-	-
Current year losses for which no deferred tax asset is recognised	0.45%	4.82	0.51%	4.93
Impact of differential tax rate of Indian/Foreign jurisdiction	-0.77%	(8.23)	0.30%	2.96
Others including tax impact of earlier years	-0.07%	(0.65)	0.92%	8.90
Total tax expense	25.25%	271.29	21.55%	209.40

Breakup of tax expense is as follows:

Particulars	(₹ in Crores)	
	March 31, 2021	March 31, 2020
Current tax		
Current period	283.11	285.10
Prior period	8.13	2.92
Deferred tax		
Origination and reversal of temporary differences	(19.95)	(78.62)
Total tax expenses	271.29	209.40

- i) ELEPL has not recognised deferred tax asset of ₹ 10.51 crs (PY: ₹ 5.69 crs) on temporary difference in depreciable assets, unabsorbed business losses and unabsorbed depreciation due to lack of convincing evidence that sufficient taxable profit will be available against which the unused tax losses can be utilised by the Company.

The unabsorbed business loss can be carried forward only for a period of 8 years from the year they arise. The losses are being carried forward from FY 2018-19. Unabsorbed depreciation does not get expired.

- ii) Certain subsidiaries of the group have undistributed earnings of ₹ 94.63 crs (PY: ₹ 99.86 crs) which, if paid out as dividends, would be subject to tax in the hands of the recipient. An assessable temporary difference exists, but no deferred tax liability has been recognised as the parent entity is able to control the timing of distributions from these subsidiaries and is not expected to distribute these profits in the foreseeable future.

29 Current Borrowings (at amortised cost)

Particulars	(₹ in Crores)	
	March 31, 2021	March 31, 2020
Cash credits / working capital demand loan (secured)	43.43	27.39
Import loan from banks (secured)	2.79	30.73
Bank loan (unsecured)	0.45	0.41
	46.67	58.53

Notes to Consolidated Financial Statements

for the year ended March 31, 2021

Cash credits / working capital demand loan

- Includes ₹ 13.74 crs (PY: ₹ 19.82 crs) of CPSSL secured by hypothecation of raw materials, finished stock, work-in-progress, book debts and other receivables. The loan carries an interest rate of 9.05% p.a. (PY: 9.65% p.a.) and repayable on demand.
- Includes ₹ 1.35 crs (PY: ₹ 7.98 crs) of ABML secured by hypothecation of inventory and trade receivables. Repayable on demand.
- Includes ₹ 12.57 crs (PY: NIL) of CML, secured by first pari passu charge on entire stocks and book debts of the Company (both present and future). Repayable on demand.
- Includes ₹ 15.00 crs (PY: NIL) of ELEPL, secured by way of first pari passu charge on entire stock and book debts (both present and future). The loans carries an interest rates of 3M MCLR + 0.20% and repayable on demand.
- Includes ₹ 0.76 crs (PY: NIL) of ELEPL, secured by way of first pari passu charge over current assets of the company and second pari passu charge over movable fixed assets of the company. The loans carries an interest rates of 6M MCLR + 1.10% and repayable on demand.

Import Loan

Secured by hypothecation of the plant & machinery, land & building, inventories and trade receivables of ABML. The loan carries an interest rate of AWPLR+0.5% to 1.5% and repayable within 90 days.

30 Trade payables (at amortised cost)

Particulars	(₹ in Crores)	
	March 31, 2021	March 31, 2020
a) Trade payable for goods & services		
Total outstanding dues of Micro and small enterprises (refer note no. 48)	287.46	132.78
Total outstanding dues of creditors other than Micro and small enterprises	1,747.54	1,369.75
b) Acceptances	338.67	103.04
	2,373.67	1,605.57

Refer note 53 for information about liquidity risk and market risk related to trade payables.

For terms and conditions with related parties, refer to Note 49

31 Other current financial liabilities (at amortised cost)

Particulars	(₹ in Crores)	
	March 31, 2021	March 31, 2020
a) Current maturities of long term debt	6.16	3.27
b) Unclaimed dividends (to be credited to Investor Education and Protection Fund as and when due)	8.81	9.72
c) Other payables -		
For selling and distribution costs	66.40	143.96
For capital goods	82.32	60.09
For other expenses [includes employee payables] #	97.96	86.48
For policy deposits and last day units (net)	86.27	56.72
	347.92	360.24

other liabilities includes employee related liabilities aggregating to ₹ 79.07 crs (PY: ₹ 64.42 crs)

Notes to Consolidated Financial Statements

for the year ended March 31, 2021

- There are no amounts due for payment to the Investor Education and Protection Fund under Section 125 of the Companies Act, 2013 as at 31 March 2021.
- Other payables for selling and distribution costs represents outstanding liabilities for incentives and trade schemes, etc.

32 Other current liabilities

(₹ in Crores)		
Particulars	March 31, 2021	March 31, 2020
a) Taxes and duties payable	147.45	86.47
b) Advances from customers	43.34	39.75
c) Deferred revenue *	34.20	59.34
	224.99	185.56

*Deferred revenue relates to loyalty credit points granted to the customers as part of sales transactions and has been estimated with reference to the fair value of the products for which they could be redeemed.

33 Current provisions

(₹ in Crores)		
Particulars	March 31, 2021	March 31, 2020
a) Provision for employee benefits (refer note 46)		
Post retirement medical benefits	0.38	0.38
Compensated absences	5.78	4.98
Gratuity	3.46	3.50
b) Others		
Provision for warranty claims	217.42	243.72
Provision for litigations and tax disputes	53.56	54.19
	280.60	306.77
Provisions for warranties		
A provision is recognised for expected warranty claims on products sold, based on past experience of the level of repairs and returns. The table below gives information about movement in warranty provision:		
Opening balance	243.72	217.26
Add: Provision created during the year	195.42	268.08
Less: Utilised against warranty claims during the year	221.65	241.75
Effect of foreign exchange	(0.07)	0.13
Closing balance	217.42	243.72
Provisions for litigations and tax disputes		
The Group has estimated the provisions for pending litigation, claims and demands relating to indirect taxes based on its assessment of probability for these demands crystallising against the Group in due course :		
Opening balance	54.19	54.19
Add: Provision reversal during the year	(0.64)	-
Closing balance	53.56	54.19

Notes to Consolidated Financial Statements

for the year ended March 31, 2021

34 (a) Insurance contract liabilities

(₹ in Crores)		
Particulars	March 31, 2021	March 31, 2020
Policy liabilities		
Insurance contracts liabilities*		
- Par	832.89	143.74
- Par pension	0.61	1.13
- Non par	253.40	306.91
- Annuity	0.22	-
- VIP non par pension	139.66	23.31
- Provision for linked liabilities	134.30	130.30
	1,361.08	605.39

*For movement of policyholders' funds, funds for discontinued policies, funds for future appropriation and embedded derivative liability - refer note 55.

34 (b) Investment contract liabilities**

(₹ in Crores)		
Particulars	March 31, 2021	March 31, 2020
- Pension	139.67	104.57
- VIP non par pension ^	-	-
- Linked ^	-	-
	139.67	104.57

^ Figures being less than ₹ 50,000 in each case has not been disclosed

**For movement of investment contracts liabilities - refer note 56

35 Revenue from operations

(₹ in Crores)		
Particulars	2020-21	2019-20
Sale of products	10,305.83	10,094.52
Sale of services (related to life insurance business)		
Life Insurance premium (net of premium ceded on re-insurers on Insurance contract)	3,169.51	3,084.84
Other operating income related to life insurance business		
Net realised gains and losses from disposal of investments	146.86	214.57
Investment income	1,160.09	988.15
Gain on fair value of financial assets	461.00	-
Other operating income		
Export incentive	18.51	34.26
Sale of scrap	16.45	16.45
Income from service / installation	18.64	38.22
	15,296.89	14,471.01

Sales are net of price adjustments settled during the year by the Company and discounts, trade incentives, GST etc.

Notes to Consolidated Financial Statements

for the year ended March 31, 2021

Disaggregation of revenue based on industry vertical and customers profile (other than insurance business)

(₹ in Crores)

Particulars	2020-21	2019-20
Institutional sales	2,807.30	3,250.57
Non-institutional sales	7,533.62	6,898.62
	10,340.92	10,149.19

Disaggregation based on geography

(₹ in Crores)

Particulars	2020-21	2019-20
India	9,372.15	9,215.32
Outside India	968.77	933.87
	10,340.92	10,149.19

Geographic location is based on the location of customers

Information about major customers:

No single customer represents 10% or more of the Company's total revenue during the year ended March 31, 2021 and March 31, 2020.

Changes in deferred revenue are as follows:

(₹ in Crores)

Particulars	2020-21	2019-20
Balance at the beginning of the year	59.34	36.04
Revenue recognised that was included in the unearned and deferred revenue at the beginning of the year	(40.24)	(33.20)
Other adjustments for credit notes	(19.10)	(2.84)
Increase due to invoicing during the year, excluding amounts recognised as revenue during the year	34.20	59.34
Balance at the end of the year	34.20	59.34

Reconciliation of revenue recognised with the contracted price is as follows:

(₹ in Crores)

Particulars	2020-21	2019-20
Contracted revenue	10,794.32	10,595.35
Reduction towards variable consideration components	(453.40)	(446.16)
Revenue recognised	10,340.92	10,149.19

The reduction towards variable consideration comprises of discounts, incentive etc.

Contract balances

(₹ in Crores)

Particulars	2020-21	2019-20
Trade receivables	1,076.28	1,060.94
Contract liabilities	34.20	59.34
	1,042.08	1,001.60

Notes to Consolidated Financial Statements

for the year ended March 31, 2021

36 Other income

(₹ in Crores)

Particulars	2020-21	2019-20
Interest income on:		
Bank deposits	0.25	0.11
Income tax refunds	-	4.79
Financial assets carried at amortised cost	1.78	1.78
Dividend Income on		
Dividend income on current investments	26.83	20.52
Other non-operating income		
Gain on fair value of investments in mutual funds units designated at FVTPL	0.22	1.44
Net foreign exchange gain	21.15	11.53
Profit on sale of property, plant and equipments (net)	-	7.32
Others	20.22	14.39
	70.45	61.88

37 Cost of materials consumed

(₹ in Crores)

Particulars	2020-21	2019-20
Opening stock	680.58	552.90
Add: Purchases	6,857.92	6,695.07
	7,538.50	7,247.97
Less: Closing Stock	893.00	680.58
	6,645.50	6,567.39

Cost of material consumed includes net proceeds from scrap batteries

38 Changes in inventories of finished goods, work-in-progress and stock-in-trade

(₹ in Crores)

Particulars	2020-21	2019-20
Opening Stock		
Work-in-progress	754.01	636.90
Finished goods	885.26	785.70
Stock-in-trade	44.93	42.46
	1,684.20	1,465.06
Closing Stock		
Work-in-progress	792.71	754.01
Finished goods	828.54	885.26
Stock-in-trade	62.82	44.93
	1,684.07	1,684.20
Net changes in inventories of finished goods, work-in-progress and stock-in-trade	0.13	(219.14)

Notes to Consolidated Financial Statements

for the year ended March 31, 2021

39 Employee benefit expenses

(₹ in Crores)

Particulars	2020-21	2019-20
Salaries, wages and bonus	984.89	978.58
Contribution to provident and other funds (Refer Note 46)	61.36	60.96
Staff welfare expenses	76.24	79.39
	1,122.49	1,118.93

The Indian Parliament has approved the Code on Social Security, 2020 ('Code') which may have impact on the employee benefits during employment and post employment benefits on the Indian components of the Group. The Group will assess the impact of the Code and record any related impact in the period in which the Code becomes effective and the related rules are notified.

40 Change in valuation of liability in respect of life insurance policies in force

(₹ in Crores)

Particulars	2020-21	2019-20
Change in valuation of liability in respect of life insurance policies in force	2,293.90	1,423.27
Surplus/(deficit) in par and unit linked funds adjusted from existing surplus	94.62	235.56
Release from funds for future appropriation	(41.77)	(35.97)
	2,346.75	1,622.86

41 Finance costs

(₹ in Crores)

Particulars	2020-21	2019-20
Interest expenses	114.72	84.68
Interest on lease liabilities	27.47	11.91
	142.19	96.59

Income earned by the group on investments pertaining to investment contracts of ₹ 101.71 crs (PY: ₹ 71.13 crs) needs to be repaid to the policyholders as part of benefits paid. Therefore, the same forms part of the finance cost in the Statement of Profit and Loss.

42 Depreciation and amortisation

(₹ in Crores)

Particulars	2020-21	2019-20
Depreciation of property, plant and equipments	376.81	370.63
Amortisation of intangible assets	17.23	15.58
Depreciation of right-of-use asset	39.61	31.37
	433.65	417.58

Notes to Consolidated Financial Statements

for the year ended March 31, 2021

43 Other expenses

(₹ in Crores)

Particulars	2020-21	2019-20
Stores and spare parts consumed	77.94	76.92
Power and fuel	327.16	382.56
Battery charging / battery assembly expenses	71.80	92.75
Repairs and maintenance		
Buildings	7.23	8.43
Plant and machinery	55.45	60.26
Others	10.63	14.11
Software expenses	45.50	39.86
Rent and hire charges	49.72	49.31
Rates and taxes	39.63	36.11
Insurance	12.51	10.11
Commission	213.33	217.07
Royalty and technical aid fees	38.58	53.40
Benefit paid to life insurance policyholders	1,532.36	1,248.47
Warranty expenses	195.42	268.08
Publicity and sales promotion	194.92	280.32
Freight and forwarding (net)	309.03	298.71
After sales services	71.78	68.11
Clearing and forwarding expenses	41.82	36.06
Travelling and conveyance	17.49	56.85
Bank charges	10.72	11.60
Communication costs	7.73	8.86
Donations	0.01	0.02
Loss on of property, plant and equipments (net) sold/discarded (net)	0.18	-
Provision for expected credit loss on investments	-	27.98
Provision for expected credit loss on trade receivables	2.82	-
Loss on fair value of financial assets	-	292.52
Miscellaneous expenses (refer note 43.1)	226.07	242.19
	3,559.83	3,880.66

43.1 Miscellaneous expenses

(₹ in Crores)

Particulars	2020-21	2019-20
Motor vehicle running expenses	7.97	7.95
Consultancy and services outsourced	133.37	132.62
Security service charges	11.83	12.05
General expenses	16.72	23.16
Legal expenses	2.01	2.62
Printing and stationery	6.07	9.04
Total quality management expenses	0.23	0.10
Corporate social responsibility expenses	22.01	22.53
Pollution control expenses	9.43	9.61
Testing charges	1.52	1.77
Liquidated damages	0.04	3.30
Battery erection / installation costs	14.87	17.44
	226.07	242.19

Notes to Consolidated Financial Statements

for the year ended March 31, 2021

44 Earnings per share (EPS)

Particulars	₹ in Crores	
	2020-21	2019-20
Details for calculation of basic and diluted earning per share:		
Profit for the year attributable to owners of the Company	809.90	776.75
Weighted average number of equity share (Numbers)	85.00	85.00
Basic and diluted earning per share (₹)	9.53	9.14

45 Significant accounting judgements, estimates and assumptions

The preparation of the financial statements requires management to make judgements, estimates and assumptions, as described below, that affect the reported amounts and the disclosures. The Group based its assumptions and estimates on parameters available when the financial statements were prepared and are reviewed at each Balance Sheet date. Uncertainty about these assumptions and estimates could result in outcomes that may require a material adjustment to the reported amounts and disclosures. Information about critical judgements in applying accounting policies, as well as estimates and assumptions that have the most significant effect on the financial statements is as follows:

(a) Estimation of uncertainty due to COVID-19 pandemic

(i) Relating to life insurance business

The Group has assessed the impact of COVID-19 on the operations as well as the financial statements of Exide Life Insurance Company Limited (ELI), a subsidiary, including but not limited to the areas of valuation of investment assets, valuation of policy liabilities and solvency, for the year ended March 31, 2021, based on inputs currently available with ELI. The extent to which COVID-19 pandemic will affect ELI's performance particularly in the areas of revenue, claims, carrying value of investments, solvency margin etc. will depend on future developments, which are presently uncertain. The Group will continue to monitor

any future changes to the business and financial statements due to COVID-19.

- (ii) Apart from the management's assessment pertaining to ELI as stated in above note, the Group has also considered the possible risk that may result from the pandemic relating to COVID-19 on the carrying amounts of assets including inventories, receivables, investments and other financial and non-financial assets. As per the assessment carried out by the management based on the internal and external information available upto the date of approval of these consolidated financial statements, the Group does not foresee any uncertainty related to recoverability or liquidation of the aforesaid assets and also about the ability of the non-financial assets to generate future economic benefits.

However, the impact assessment of COVID-19 is a continuing process given the uncertainties associated with its nature and duration. The impact of the global health pandemic may be different from that estimated as at the date of approval of these consolidated financial statements and the Group will continue to closely monitor any material changes to future economic conditions.

(b) Employee benefit plans

The cost of the employment benefit plans and their present value are determined using actuarial valuations which involves making various assumptions that may differ from actual developments in the future. For further details refer note 46.

Notes to Consolidated Financial Statements

for the year ended March 31, 2021

(c) Fair value measurement and impairment of investments

The fair value of unquoted investments are determined using valuation methods which involves making various assumptions that may differ from actual developments in the future. For further details refer Note 52. Further the management makes various estimates with respect to impairment of investments. Refer note 53 for further details.

(d) Customer loyalty programme

Judgement is required to determine the transaction price for the contract. The transaction price could be either a fixed amount of customer consideration or variable consideration with elements such as volume discounts and incentives. Any consideration payable to the customer is adjusted to the transaction price, unless it is a payment for a distinct product or service from the customer.

The Group estimates the fair value of points/awards accrued under the incentive schemes based on application of budgeted incentive payout rate or based on the fair value of the products against which such points/awards could be redeemed. Refer note 31 and 32 for further details.

(e) Warranty Provisioning

The Group estimates the provision for warranty based on past trend of actual issues of batteries under warranty. As at 31 March 2021, the estimated liability towards warranty aggregated to ₹ 217.42 crs (PY: ₹ 243.72 crs). For further details refer note 33.

The provision towards warranty is not discounted as the management, based on past trend, expects to use the provision within twelve months after the Balance Sheet date.

(f) Liability for policies related to life insurance business

Liability for policies in force and for policies in respect of which premium has been discontinued but liability exists, are determined using actuarial valuation which involves making various assumptions like interest rates, mortality, morbidity etc. that may differ from actual developments in the future. For further details refer note 50.

(g) Provision for litigations and tax disputes

The likelihood of outcome of litigations and tax disputes are estimated by the management based on past experiences, legal advice, other public information, etc. For further details, refer note 33.

(h) Taxes

Deferred tax assets are recognised for unused tax losses to the extent that it is probable that taxable profit will be available against which the losses can be utilised. Significant management judgement is required to determine the amount of deferred tax assets that can be recognised, based upon the likely timing and the level of future taxable profits together with future tax planning strategies. Refer note 28.

Notes to Consolidated Financial Statements

for the year ended March 31, 2021

46 Gratuity and other Post employment Benefit Plans

(₹ in Crores)

Particulars	2020-21			2019-20		
	GRATUITY (Funded)	PENSION (Funded)	PRMB (Unfunded)	GRATUITY (Funded)	PENSION (Funded)	PRMB (Unfunded)
I Expenses recognised in the statement of Profit & Loss						
1 Current service cost	11.23	-	0.05	10.37	-	0.04
2 Interest cost	8.42	0.26	0.32	8.22	0.27	0.35
3 Expected return on plan assets	(7.74)	(0.14)	-	(7.88)	(0.03)	-
4 Past service cost - plan amendments	-	-	-	0.16	-	-
5 Total	11.91	0.12	0.37	10.87	0.24	0.39
Expenses recognised in OCI						
6 Actuarial (gains) / losses	(0.08)	0.05	(0.05)	12.20	0.29	0.14
7 Total expense	11.83	0.17	0.31	23.06	0.53	0.53
II Net asset / (liability) recognised in the Balance Sheet						
1 Present value of defined benefit obligation	144.00	3.96	4.96	135.55	3.85	4.93
2 Fair value of plan assets	127.88	3.79	-	110.58	0.43	-
3 Net asset / (liability)	(16.12)	(0.17)	(4.96)	(24.97)	(3.42)	(4.93)
III Change in obligation during the year						
1 Present value of defined benefit obligation at the beginning of the year	135.55	3.85	4.93	116.97	4.02	4.62
2 Current service cost, past service cost and plan amendments	11.23	-	0.05	10.53	-	0.04
3 Interest cost	8.42	0.26	0.32	8.22	0.27	0.35
4 Benefits paid	(11.58)	(0.10)	(0.29)	(11.77)	(0.73)	(0.22)
5 Actuarial (gains) / losses						
Arising from changes in experience	1.30	(0.04)	(0.02)	3.92	0.21	(0.18)
Arising from changes in demographic assumptions	-	-	-	(0.89)	-	-
Arising from changes in financial assumptions	(0.92)	(0.01)	(0.03)	8.57	0.08	0.32
Total	0.38	(0.05)	(0.05)	11.60	0.29	0.14
6 Present value of defined benefit obligation at the end of the year	144.00	3.96	4.96	135.55	3.85	4.93
IV Change in the fair value of plan assets during the year						
1 Plan assets at the beginning of the year	110.58	0.43	-	110.41	0.40	-
2 Expected return on plan assets	7.74	0.14	-	7.88	0.03	-
3 Contribution by employer	20.61	3.42	-	4.54	0.73	-
4 Transfers	-	-	-	-	-	-
5 Actual benefits paid	(11.51)	(0.10)	-	(11.65)	(0.73)	-
6 Actuarial gains / (losses)	0.46	(0.10)	-	(0.60)	-	-
7 Plan assets at the end of the year	127.88	3.79	-	110.58	0.43	-
8 Actual return on plan assets	8.20	0.04	-	7.28	0.03	-

Notes to Consolidated Financial Statements

for the year ended March 31, 2021

46 Gratuity and Other Post employment Benefit Plans (Contd..)

(₹ in Crores)

Particulars	2020-21			2019-20		
	GRATUITY (Funded)	PENSION (Funded)	PRMB (Unfunded)	GRATUITY (Funded)	PENSION (Funded)	PRMB (Unfunded)
V The major categories of plan assets as a percentage of the fair value of total plan assets						
Investments with insurer (except for few components which are unfunded)	100%	100%	-	100%	100%	-
VI Maturity profile of the defined benefit obligation						
Weighted average duration of the defined benefit obligation	3-12 years	2 years	9 years	3-11 years	3 years	9 years
Expected benefit payments for the year ending						
Not later than 1 year	12.59	1.01	0.39	9.13	0.69	0.38
Later than 1 year and not later than 5 years	56.21	2.57	1.73	55.14	2.69	1.69
More than 5 years	89.52	0.96	2.17	78.79	1.09	2.14

VII Actuarial Assumptions

1 Discount rate	5.46% - 6.8% p.a (March 31, 2020: 5.55% - 6.7% p.a.)
2 Mortality pre retirement	Indian Assured Lives Mortality (2006-08) (modified) Ult. ELI: 100% of IALM (2012-14)
3 Employee turnover rate	2% (March 31, 2020: 2%)
4 Expected increase in salary	
- executive staff	10 % p.a (March 31, 2020: 10% p.a.)
- other management staff	5 - 8 % p.a (March 31, 2020: 5 - 8% p.a.)
- non-management staff	5 % p.a (March 31, 2020: 5% p.a.)

VIII In 2021-22 the Group expects to contribute ₹ 9.40 crs (2019-20: ₹ 18.42 crs) to gratuity and ₹ 0.17 crs (2019-20: ₹ 3.40 crs) to Pension.

IX Healthcare cost trend rates have no effect on the amounts recognised in the Statement of Profit and Loss, since the benefit is in the form of a fixed amount as per the various grades, which is not subject to change.

X The estimates of future salary increases considered in actuarial valuation, take account of inflation, seniority, promotion and other relevant factors, such as supply and demand in the employment market.

XI The Group's Contribution to Provident and Other Funds includes ₹ 48.97 crs (2019-20: ₹ 49.46 crs) paid towards defined contribution plans.

Notes to Consolidated Financial Statements

for the year ended March 31, 2021

XII Net asset / (liability) recognised in the Balance Sheet and experience actuarial (gain) / loss on plan assets and liabilities

(₹ in Crores)		
Particulars	March 31, 2021	March 31, 2020
1 Gratuity		
Defined benefit obligation	144.00	135.55
Plan assets	127.88	110.58
Surplus / (deficit)	(16.12)	(24.97)
Experience (gain) / loss adjustments on plan liabilities	1.30	3.92
Experience gain / (loss) adjustments on plan assets	0.46	(0.60)
2 Pension		
Defined benefit obligation	3.96	3.85
Plan assets	3.79	0.43
Surplus / (deficit)	(0.17)	(3.42)
Experience (gain) / loss adjustments on plan liabilities	(0.04)	0.21
Experience gain / (loss) adjustments on plan assets	(0.10)	-
3 Post-retirement medical benefit		
Defined benefit obligation	4.96	4.93
Experience (gain) / loss adjustments on plan liabilities	(0.02)	(0.18)

XIII The basis of various assumptions used in actuarial valuations and their quantitative sensitivity analysis is as shown below:

(₹ in Crores)				
Assumptions	March 31, 2021		March 31, 2020	
	Discount rate (a)		Discount rate (a)	
Sensitivity level	1% increase	1% decrease	1% increase	1% decrease
Impact on retiral benefits	(10.26)	11.70	(9.87)	11.29
Assumptions	Future salary increases (b)		Future salary increases (b)	
	1% increase	1% decrease	1% increase	1% decrease
Impact on retiral benefits	10.70	(9.63)	10.21	(9.20)

(a) Based on interest rates of government bonds

(b) Based on management estimate

47 Commitments and contingencies

(₹ in Crores)		
Particulars	March 31, 2021	March 31, 2020
(i) Capital and other commitments		
Commitment for acquisition of fixed assets	756.83	599.16
Commitment for investment	31.30	49.85
	788.13	649.01

Notes to Consolidated Financial Statements

for the year ended March 31, 2021

(₹ in Crores)		
Particulars	March 31, 2021	March 31, 2020
(ii) Contingent liabilities		
Guarantees excluding financial guarantees		
Outstanding bank guarantees / indemnity bonds	72.00	71.19
Claims against the Group not acknowledged as debt		
Sales tax demands	7.84	9.63
Excise duty demands	4.82	4.82
Service tax demands	253.56	253.56
Income tax demands	4.20	4.23
Contractual obligation related to insurance business		
Policy claims under dispute	35.01	28.39
Claim under arbitration [refer note (i)]	74.20	66.04
Claim from a landlord, an appeal whereby is pending in Hon'ble Bombay High Court	Not Ascertainable	Not Ascertainable
	451.63	437.86

(i) Kotak Mahindra Bank Ltd. (erstwhile ING Vysya Bank Ltd) has invoked Arbitration proceedings against the Exide Life Insurance Co. Ltd (ELI) as per the Corporate Agency Agreement for payment of renewal commission post termination of agency agreement by them. ELI has maintained that as per law, no renewal commission is payable to Kotak Mahindra Bank Ltd. (Erstwhile ING Vysya Bank Ltd) since the Corporate Agency was terminated by Kotak Mahindra Bank itself and on account of Kotak Mahindra Bank Ltd. becoming the corporate agent of Kotak Mahindra Old Mutual Life Insurance Ltd, post issuance of NOC by ELI. ELI's stance is supported by opinions from reputed firm of Advocates and Solicitors. The disputed amount for the period beginning 01.12.2014 to 31.03.2021 is ₹ 66.04 crs.

48 Details of dues to micro and small enterprises as defined under the Micro, Small And Medium Enterprises Development Act, 2006 (MSMED Act)

(₹ in Crores)		
Particulars	2020-21	2019-20
Principal and interest amount remaining unpaid		
- Principal	287.46	132.78
- Interest	-	-
The amount of interest paid by the Company in terms of Section 16 of the MSMED Act alongwith the amount of the payment made to the supplier beyond the appointed date during the year.	-	0.02
The amount of the payments made to micro and small suppliers beyond the appointed day during each accounting year.	-	-
The amount of interest due and payable for the period of delay in making payment (which have been paid but beyond the appointed day during the year) but without adding the interest specified under MSMED Act.	-	-
The amount of interest accrued and remaining unpaid at the end of each accounting year.	-	-
The amount of further interest remaining due and payable even in the succeeding years, until such date when the interest dues above are actually paid to the small enterprise, for the purpose of disallowance of a deductible expenditure under section 23 of the MSMED Act.	0.14	0.14

Notes to Consolidated Financial Statements

for the year ended March 31, 2021

49 Related Party Disclosure:

i) Particulars of related parties :

A. Where control exists

Enterprise / Individuals having a direct or indirect control over the Group	Chloride Eastern Limited, UK. (CEL)
	Chloride Eastern Industries Pte Limited, Singapore (CEIL)
	LIEC Holdings SA, Switzerland
	Mr. S. B. Raheja

B. Where significant influence exists

Associates	CSE Solar Sunpark Maharashtra Private Limited (CSSMPL)
	CSE Solar Sunpark Tamil Nadu Private Limited (CSSTPL)
	Greenyana Solar Private Limited (GSPL)

C. Others

1 Key Management Personnel	Mr. Bharat D. Shah, Director
	Mr. R. B. Raheja, Director
	Mr. G Chatterjee, Whole Time Director
	Mr. Subir Chakraborty, Whole Time Director
	Mr. Nawshir H. Mirza, Director (upto October 27, 2020)
	Mr. Vijay Agarwal, Director (upto August 3, 2019 in EIL)
	Mr. Sudhir Chand, Director
	Ms. Mona N. Desai, Director
	Mr. Surin S. Kapadia, Director
	Mr. A K Mukherjee, Whole Time Director
	Mr. Arun Mittal, Whole Time Director
	Mr. Jitendra Kumar, Company Secretary
	Mr. Kshitij Jain, Managing Director & Chief Executive Officer (ELI)
	Mr. C Anil Kumar, Chief Financial Officer (ELI) (till August 14, 2020)
	Mr. Rajendra Prasad, Chief Financial Officer (ELI) (w.e.f. February 11, 2021)
	Mr. Atanu Sen, Director (ELI)
	Mr. Vinayak Aggarwal, Director (ELI)
	Mr. Manas Ranjan Panda, Company Secretary & CCO (ELI) (till November 10, 2020)
	Mr. Ankit Singhal, Company Secretary & CCO (ELI) (w.e.f. January 20, 2021)
	Mr. Rangarajan B N, Appointed Actuary & CRO (ELI)
2 Name of the Entities in which Individuals with direct/indirect control over the Group have significant influence or is a member of Key Managerial Personnel with whom transactions have happened during the year	Shalini Construction Company Private Limited (Shalini Construction)
	Peninsula Estates Private Limited (Peninsula Estates)
	Raheja QBE General Insurance Company Limited (Raheja QBE)
	Asianet Satellite Communication Private Limited
	Prism Johnson Ltd (earlier Prism Cement Ltd.)
	Juhu Beach Resort Limited
	Sonata Software Limited
	Outlook Publishing (India) Private Limited
	Hathway Investment Private Limited
	The Chloride Officers' Provident Fund (COPF)
3 Employees Trusts where there is significant influence	Exide Life Insurance Employee Group Gratuity cum Life Assurance Scheme (Trust) (ELI-EGGLAS)

Notes to Consolidated Financial Statements

for the year ended March 31, 2021

49 Related Party Disclosure (Contd.):

ii) Details of transactions entered into with the related parties :

Particulars	Enterprise/ Individuals having direct or indirect control	Enterprise / Individuals on which there is significant influence	Key management personnel	Entities in which direct/indirect control over the Group have significant influence or is a member of Key Managerial Personnel	Employees Trust	Total
	Transaction value	Transaction value	Transaction value	Transaction value	Transaction value	Transaction value
(₹ in Crores)						
Technical Assistance Expenses						
- Chloride Eastern Industries Pte Ltd.	0.14	-	-	-	-	0.14
	(0.13)	-	-	-	-	(0.13)
Life insurance premium received						
- ELI-EGGLAS	-	-	-	-	2.00	2.00
	-	-	-	-	(14.00)	(14.00)
- Raheja QBE	-	-	-	0.11	-	0.11
	-	-	-	(0.08)	-	(0.08)
- Asianet Satellite Communication Private Limited	-	-	-	-	-	-
	-	-	-	(0.13)	-	(0.13)
- Juhu Beach Resort Limited	-	-	-	-	-	-
	-	-	-	(0.03)	-	(0.03)
- Sonata Software Limited	-	-	-	0.32	-	0.32
	-	-	-	(0.32)	-	(0.32)
- Outlook Publishing (India) Private Limited	-	-	-	0.01	-	0.01
	-	-	-	(0.01)	-	(0.01)
- Prism Johnson Limited	-	-	-	6.92	-	6.92
	-	-	-	(1.42)	-	(1.42)
- Key Management Personnel	-	-	0.22	-	-	0.22
	-	-	(0.14)	-	-	(0.14)
Benefits paid						
- ELI-EGGLAS	-	-	-	-	2.70	2.70
	-	-	-	-	(2.39)	(2.39)
- Hathway Investments Private Limited	-	-	-	0.02	-	0.02
	-	-	-	-	-	-
- Juhu Beach Resort Limited	-	-	-	0.06	-	0.06
	-	-	-	-	-	-
- Outlook Publishing (India) Private Limited	-	-	-	0.02	-	0.02
	-	-	-	-	-	-
- Asianet Satellite Communication Private Limited	-	-	-	0.29	-	0.29
	-	-	-	-	-	-
- Sonata Software Limited	-	-	-	0.90	-	0.90
	-	-	-	(0.60)	-	(0.60)
- Prism Johnson Limited	-	-	-	1.97	-	1.97
	-	-	-	(1.69)	-	(1.69)
- Key Management Personnel	-	-	0.03	-	-	0.03
	-	-	-	-	-	-

Notes to Consolidated Financial Statements

for the year ended March 31, 2021

ii) Details of transactions entered into with the related parties : (Contd..)

(₹ in Crores)						
Particulars	Enterprise/ Individuals having direct or indirect control	Enterprise / Individuals on which there is significant influence	Key management personnel	Entities in which Individuals with direct/indirect control over the Group have significant influence or is a member of Key Managerial Personnel	Employees Trust	Total
	Transaction value	Transaction value	Transaction value	Transaction value	Transaction value	Transaction value
Contributions to employees benefit plans						
- COPF	-	-	-	-	22.58	22.58
- ELI-EGGLAS	-	-	-	-	(22.12)	(22.12)
	-	-	-	-	2.00	2.00
	-	-	-	-	-	-
Purchase of Electricity						
- CSSMPL	-	7.87	-	-	-	7.87
	-	-	-	-	-	-
- CSSTPL	-	13.53	-	-	-	13.53
	-	-	-	-	-	-
Rent and Maintenance Costs						
- Shalini Construction	-	-	-	0.71	-	0.71
	-	-	-	(0.71)	-	(0.71)
- Peninsula Estates	-	-	-	0.18	-	0.18
	-	-	-	(0.18)	-	(0.18)
Insurance Expenses						
- Raheja QBE	-	-	-	0.01	-	0.01
	-	-	-	(0.02)	-	(0.02)
Investments during the year						
- CSSMPL	-	-	-	-	-	-
	-	(7.24)	-	-	-	(7.24)
- CSSTPL	-	-	-	-	-	-
	-	(10.87)	-	-	-	(10.87)
- GSPL	-	-	-	-	-	-
	-	(5.25)	-	-	-	(5.25)
Remuneration *						
Short term employee benefits (including commission and sitting fees)	-	-	23.95	-	-	23.95
	-	-	(20.16)	-	-	(20.16)
Post retirement benefits	-	-	1.62	-	-	1.62
	-	-	(1.55)	-	-	(1.55)

* Does not include post-employment benefit based on actuarial valuation as this is done for the Company as a whole.

Transaction amount disclosed above are inclusive of tax, wherever applicable

figures for the previous years are in brackets

Notes to Consolidated Financial Statements

for the year ended March 31, 2021

iii) Details of amounts due to or due from related parties as at March 31, 2021 and March 31, 2020 are as follows:

(₹ in Crores)		
Particulars	As at March 31, 2021	As at March 31, 2020
	Electricity Charges Payables	
- CSSMPL	1.88	0.43
- CSSTPL	3.13	0.02
Contribution to Employees Benefit Plans payable		
- COPF	1.94	1.86
Amounts due to Key Managerial Personnel (Short term employee benefits)		
	11.23	5.91

Notes : (1) Interim dividend for the year 2020-21 amounting to ₹ 78.18 crs was paid during the year (Final dividend for the year 2018-19 amounting to ₹ 31.28 crs and Interim Dividend for the year 2019-20 amounting to ₹ 160.29 crs was paid during the previous year) to Chloride Eastern Limited, UK.

Terms and conditions of transactions with related parties

The sales to and purchases from related parties are made on terms equivalent to those that prevail in arm's length transactions. Outstanding balances at the year-end are unsecured and interest free and settlement occurs in cash. There have been no guarantees provided or received for any related party receivables or payables. For the year ended March 31, 2021, the Group has not recorded any impairment of receivables relating to amounts owed by related parties (PY: Nil). This assessment is undertaken each financial year through examining the financial position of the related party and the market in which the related party operates.

50 Actuarial method and assumptions related to insurance business

Liability for policies in force ('the Liability') is determined by the Appointed Actuary in accordance with generally accepted actuarial practice as well as the requirements of the Insurance Act, 1938 and the regulations notified by IRDAI and relevant actuarial practice standards issued by The Institute of Actuaries of India.

(a) Traditional individual business

The Liability on a policy is calculated using the 'Gross Premium Method', representing the present value of expected future outgo including benefits (including future bonuses for participating policies) and future expenses less present value of expected future premium. Further, a reserve for death claims that may have been Incurred But Not yet Reported to the Company (IBNR) is also maintained. The reserves for the Best Years Retirement Plan, Exide Life New Best Year Retirement Plan, Exide Life Golden Years and Exide Life Assured Return have been set up as the sum of the policy fund balances as at 31 March 2021 plus additional reserves for excess of expenses over policy charges.

The assumptions used for calculating the liability are provided below:

i. Mortality & morbidity:

Mortality is considered according to the Indian Assured Lives Mortality Table (2012-14) - Modified Ultimate / Annuitant tables a9698 and varies between 66% and 148.5% of the table (last year 66% and 148.5% of Indian Assured Lives Mortality Table (2012-14)/Annuitant table a9698). Morbidity assumption is based on the CIBT 93 Table. The mortality experience for CI rider is 65.5% (Last Year's 65.5%). For term products, mortality assumption varies between 29.7% - 100% of the Indian Assured Lives Mortality Table (2012-14) - Modified Ultimate (Last Year mortality assumptions for term products were 29.7% - 100% of the Indian Assured Lives Mortality Table (2012-14)).

ii. Expenses:

Appropriate allowance for maintenance expenses increasing with inflation has been made. Provision for initial and renewal commission has been made at actual rates payable.

Notes to Consolidated Financial Statements

for the year ended March 31, 2021

iii. Valuation discount rate:

Between 6.0% to 7.65% p.a. for all products (Last Year between 6.0% to 7.65% p.a. for all products)

Assumptions on future bonus rates for participating business have been set to be consistent with valuation interest rate assumptions.

iv. Lapses:

Future policy lapses have been assumed based on the type of policy and the duration for which the policy has been in force. The lapse rates are based on current experience of the Company.

Margins for adverse deviation

The assumptions allow for suitable Margins for Adverse Deviation in the mortality, morbidity, expenses, lapses and valuation discount rate assumptions as required under regulations and actuarial practice standards issued by The Institute of Actuaries of India.

(b) Linked individual business

The reserves held under the unit-linked products are the fund balances (unit reserve) as at 31 March 2021 plus non-unit reserves. Additional adjustments have also been made to allow for the following:

- Unearned Premium Reserve in respect of mortality charge/rider charge deducted from the policyholder's account every month.
- IBNR reserve for death claims incurred but not reported to Company as on the valuation date.
- Reserve to meet the guarantees for unit linked products.
- Non Unit reserves are calculated by discounting future non unit cash flow, determined based on assumptions given below:

i. Mortality & Morbidity:

Mortality is considered according to the Indian Assured Lives Mortality Table (2012-14) - Modified Ultimate and is 100% of Indian Assured Lives Mortality Table (2012-14), (last year 100% of the table of Indian Assured Lives Mortality Table (2012-14)).

ii. Expenses:

Appropriate allowance for maintenance expenses increasing with inflation has been made. Provision for initial and renewal commission has also been made at actual rates payable.

iii. Valuation discount rate (for setting up of Non unit reserve):

4.5% p.a. (last year 4.5% p.a.)

iv. Unit growth rate:

3.5% to 9.5% (last year 3.5% to 8.5%) depending on the type of fund.

Margins for adverse deviation

The assumptions allow for suitable Margins for Adverse Deviation in the mortality, morbidity, expenses, lapses and valuation discount rate assumptions as required under regulations.

(c) Group business:

Unearned Premium method for reserving is adopted for the Group yearly renewable term product. The Group Single Premium Mortgage/Credit products and Group Micro Term Insurance have been valued using the Gross Premium Method with allowance for future expected expenses.

Provision for IBNR reserve has also been made as appropriate.

(d) Linked group business:

The reserves held under the unit-linked products are the fund balances and non-unit balance as at 31 March 2021.

(e) Reinsurance credit

All products other than Term/TROP products: The reinsurance credit is calculated on unearned premium basis, based on the expected reinsurance premium outgo.

Term/TROP products: Reinsurance credit is calculated based on cash-flow projections, by taking credit of expected reinsurance recoverables net of reinsurance premium payable in the future.

Notes to Consolidated Financial Statements

for the year ended March 31, 2021

(f) Provision for freelook period

An additional reserve is held for policies that are expected to be cancelled during the Free Look period. The method used to estimate this reserve is given below:

- A proportion of New Business Premium income during the period January 2021 to March 2021 is held as reserve.
- The proportion is arrived on the basis of actual reserving strain due to free look cancellations at previous year.

The proportion is determined as: (Reserving strain from free look cancelled NB policies that are sold during January 2020- March 2020) / (NB Premium Income for the period January 2020 - March 2020)

Expected number of free look cancellations is calculated on the basis of the past experience and it is assumed that the business sold three months prior to the valuation date has a potential for cancellation.

The proportion varies by line of business. Based on latest study, the proportion is in the range of ~1%

Discontinued Fund (Unit Linked): As per the regulations, the fund value of lapsed policies is transferred to a separate fund namely, Discontinued Fund (UL), the returns for this funds are guaranteed as per Regulation 11 of IRDAI (Treatment of Discontinued Linked Insurance Policies) Regulations, 2010

Discontinued Fund (VIP Pension): As per the regulations, the fund value of lapsed policies is transferred to a separate fund namely, Discontinued Fund (Pension), the returns for this funds are guaranteed as per Regulation 11 of IRDAI (Treatment of Discontinued Linked Insurance Policies) Regulations, 2010

51 Segment Reporting

The Group's business has three operating segments based on different products and services: 'Storage Batteries & allied products', 'Solar Lantern & Homelights' and 'Life Insurance business'. Storage batteries & allied products and life insurance business are the only reportable segments. Non reportable segment is shown as 'Others' as follows:

Operating Segments

March 31, 2021

Particulars	(₹ in Crores)			
	Storage batteries & allied products	Life Insurance business	Others	Total
Revenue from operations (Gross)	10,342.56	4,937.46	16.87	15,296.89
Segment results	970.86	76.09	(2.53)	1,044.42
Finance costs	-	-	-	(40.48)
Other income	-	-	-	70.45
Profit before exceptional items and tax				1,074.39
Exceptional items	-	-	-	-
Profit before tax				1,074.39
Tax expenses	-	-	-	(271.29)
Profit after tax				803.10
Depreciation and amortization	393.38	40.14	0.14	433.65

Notes to Consolidated Financial Statements

for the year ended March 31, 2021

(₹ in Crores)

Particulars	Storage batteries & allied products	Life Insurance business	Others	Total
Segment assets	7,290.21	18,244.66	27.53	25,562.40
Unallocated assets	-	-	-	3,124.71
Total assets				28,687.11
Segment liabilities	3,009.08	18,121.44	15.49	21,146.01
Unallocated liabilities	-	-	-	222.61
Total liabilities				21,368.62
Additions to non-current assets (other than financial instruments)	795.02	152.22	-	947.24

There are no material non-cash expenditure other than depreciation and amortisation incurred by the group.

March 31, 2020

(₹ in Crores)

Particulars	Storage batteries & allied products	Life Insurance business	Others	Total
Revenue from operations (Gross)	10,162.25	4,287.56	21.20	14,471.01
Segment results	971.81	(15.31)	(8.47)	948.03
Finance costs	-	-	-	(16.33)
Other income	-	-	-	61.88
Profit before exceptional items and tax				993.58
Exceptional items	-	-	-	(21.70)
Profit before tax				971.88
Tax expenses	-	-	-	(209.40)
Profit after tax				762.48
Depreciation and amortization	376.01	41.41	0.16	417.58

(₹ in Crores)

Particulars	Storage batteries & allied products	Life Insurance business	Others	Total
Segment assets	6,565.52	15,563.28	14.86	22,143.66
Unallocated assets	-	-	-	2,223.93
Total assets				24,367.59
Segment liabilities	2,120.50	15,537.28	16.45	17,674.23
Unallocated liabilities	-	-	-	179.10
Total liabilities				17,853.33
Additions to non-current assets (other than financial instruments)	615.47	100.18	-	715.65

There are no material non-cash expenditure other than depreciation and amortisation incurred by the group.

Notes to Consolidated Financial Statements

for the year ended March 31, 2021

Geographical Segments

The Group primarily operates in India and therefore the analysis of geographical segment is demarcated into its Indian and Overseas operations as under:

March 31, 2021

(₹ in Crores)

Particulars	India	Overseas	Total
Revenue from operations (Gross)	14,328.12	968.77	15,296.89
Non-current assets other than financial assets	4,454.79	57.19	4,511.98

March 31, 2020

(₹ in Crores)

Particulars	India	Overseas	Total
Revenue from operations (Gross)	13,537.14	933.87	14,471.01
Non-current assets other than financial assets	3,953.51	60.33	4,013.84

The Group is not reliant on revenues from transactions with any single external customer and does not receive 10% or more of its revenues from transactions with any single external customer.

52 Fair values

A. Measurement of fair values

A number of the accounting policies and disclosures require the measurement of fair values of assets and liabilities. The Group has an established control framework with respect to the measurement of fair values. The Management regularly reviews significant unobservable inputs and valuation adjustments. If third party information, such as broker quotes or pricing services, is used to measure fair values, then the Management assesses the evidence obtained from the third parties to support the conclusion that these valuations meet the requirements of Ind AS, including the level in the fair value hierarchy in which the valuations should be classified.

Fair values are categorised into different levels in a fair value hierarchy based on the inputs used in the valuation techniques as follows:

- Level 1: quoted prices (unadjusted) in active markets for identical assets or liabilities.
- Level 2: inputs other than quoted prices included in Level 1 that are observable for the asset or liability, either directly (i.e. as prices) or indirectly (i.e. derived from prices).
- Level 3: inputs for the asset or liability that are not based on observable market data (unobservable inputs).

The Group recognises transfers between levels of the fair value hierarchy at the end of the reporting period during which the change has occurred.

Notes to Consolidated Financial Statements

for the year ended March 31, 2021

B. Accounting classifications and fair values

The following table shows the carrying amounts and fair values of financial assets and financial liabilities, including their levels in the fair value hierarchy as at 31 March 2021:

	Note	Carrying amount				Fair value				
		FVTPL	Other financial assets - amortised cost	FVOCI	Other financial liabilities	Total carrying amount	Level 1	Level 2	Level 3	Total
Financial assets - Investments	5,6,11 & 12	3,173.42	10,389.37	5,200.67	-	18,763.46	18,599.79	960.69	36.34	19,596.82
		3,173.42	10,389.37	5,200.67	-	18,763.46				
Financial assets not measured at fair value *										
Investments - Policy loan	5 & 11	-	533.01	-	-	533.01	-	-	-	-
Trade receivables	7 & 13	-	1,076.28	-	-	1,076.28	-	-	-	-
Cash and cash equivalents	14	-	342.43	-	-	342.43	-	-	-	-
Other bank balances	15	-	11.14	-	-	11.14	-	-	-	-
Loans	8 & 16	-	71.93	-	-	71.93	-	-	-	-
Other financial assets	17	-	418.95	-	-	418.95	-	-	-	-
		-	2,453.74	-	-	2,453.74				
Financial liabilities not measured at fair value										
Borrowings	22 & 29	-	-	-	138.41	138.41	-	138.41	-	138.41
Trade payables*	23 & 30	-	-	-	2,381.50	2,381.50	-	-	-	-
Other financial liabilities *	24 & 31	-	-	-	350.37	350.37	-	-	-	-
Lease liabilities *	-	-	-	-	370.30	370.30	-	-	-	-
		-	-	-	3,240.58	3,240.58				

* The Group has not disclosed the fair values of these financial instruments because their carrying amounts are a reasonable approximation of fair value.

Notes to Consolidated Financial Statements

for the year ended March 31, 2021

B. Accounting classifications and fair values (Contd..)

The following table shows the carrying amounts and fair values of financial assets and financial liabilities, including their levels in the fair value hierarchy as at 31 March 2020:

	Note	Carrying amount				Fair value				
		FVTPL	Other financial assets - amortised cost	FVOCI	Other financial liabilities	Total carrying amount	Level 1	Level 2	Level 3	Total
Financial assets - Investments	5,6,11 & 12	2,195.48	8,902.71	4,228.02	-	15,326.21	15,974.92	113.13	32.84	16,120.89
		2,195.48	8,902.71	4,228.02	-	15,326.21				
Financial assets not measured at fair value *										
Investments - Policy loan	5 & 11	-	456.89	-	-	456.89	-	-	-	-
Trade receivables	7 & 13	-	1,060.94	-	-	1,060.94	-	-	-	-
Cash and cash equivalents	14	-	331.47	-	-	331.47	-	-	-	-
Other bank balances	15	-	10.13	-	-	10.13	-	-	-	-
Loans	8 & 16	-	60.95	-	-	60.95	-	-	-	-
Other financial assets	17	-	376.26	-	-	376.26	-	-	-	-
		-	2,296.64	-	-	2,296.64				
Financial liabilities not measured at fair value										
Borrowings	22 & 29	-	-	-	67.38	67.38	-	67.38	-	67.38
Trade payables*	23 & 30	-	-	-	1,611.31	1,611.31	-	-	-	-
Other financial liabilities *	24 & 31	-	-	-	367.58	367.58	-	-	-	-
Lease liabilities *	-	-	-	-	125.85	125.85	-	-	-	-
		-	-	-	2,172.12	2,172.12				

* The Group has not disclosed the fair values of these financial instruments because their carrying amounts are a reasonable approximation of fair value.

The fair value of investments in unquoted mutual funds and units of venture capital funds (categorised under Level 2 fair value hierarchy) is determined by reference to quotes from the financial institutions i.e. Net asset value (NAV) for investments in mutual funds/units of venture capital funds as declared by such financial institutions.

The fair value of equity securities designated as Fair value through other comprehensive income is determined using Level 3 inputs like discounted cash flows, net asset value approach. Significant unobservable inputs comprise long term growth rates, market conditions of the specific industry, etc. However, the changes in the fair values due to changes in unobservable inputs will not be significant. The fair value of policy loans (Refer Note 5 and 11) is a reasonable approximation of its carrying value.

Notes to Consolidated Financial Statements

for the year ended March 31, 2021

53 Financial risk management objectives and policies

A Related to Business other than insurance

The Group's financial liabilities comprise short-term borrowings, capital creditors and trade and other payables. The main purpose of these financial liabilities is to finance the Group's operations. The Group's financial assets include trade and other receivables, cash and cash equivalents and deposits. The Group also holds investments.

The Group has a Risk Management Committee that ensures that risks are identified, measured and managed in accordance with Risk Management Policy of the Group. The Board of Directors also review these risks and related risk management policy.

The market risks, credit risks and liquidity risk are further explained below:

I) Market risk

Market risk is the risk that the fair value of future cash flows of a financial instrument will fluctuate because of changes in market prices. Market risk comprises two types of risk: currency risk and other price risk, such as commodity price risk and securities price risk. Financial instruments affected by market risk include investments, trade payables, trade receivables, etc.

(i) Foreign currency risk

Foreign currency risk is the risk that the fair value or future cash flows of an exposure will fluctuate because of changes in foreign exchange rates. The Group's exposure to the risk of changes in foreign exchange rates relates primarily to the Group's operating activities. Such foreign currency exposures are not hedged by the Group. The Group has a treasury department which monitors the foreign exchange fluctuations on the continuous basis and advises the management of any material adverse effect on the Group.

Foreign currency sensitivity

The following table demonstrates the sensitivity to a reasonably possible change in exchange rates, with all other variables held constant. The impact on the Group's profit before tax is due to changes in the fair value of monetary assets and liabilities.

Particulars	Changes in exchange rate	Foreign currency Receivable / (Payable) (net)	Effect on profit before tax
	%	(₹ in crores)	(₹ in crores)
March 31, 2021	5%	73.79	3.69
	-5%		(3.69)
March 31, 2020	5%	(100.15)	(5.01)
	-5%		5.01

(ii) Securities price risk

The Group's listed and non-listed securities are susceptible to market price risk arising from uncertainties about future values of the investment securities. The Group manages the securities price risk through diversification and by placing limits on individual and total securities. Reports on the investment portfolio are submitted to the Group's management on a regular basis. The Group's Board of Directors reviews and approves all investment decisions.

Notes to Consolidated Financial Statements

for the year ended March 31, 2021

Securities price sensitivity

The following table shows the effect of price changes in securities

Particulars	Changes in price / NAV	Investment	Effect on profit before tax
	%	(₹ in crores)	(₹ in crores)
March 31, 2021	5%	903.04	45.15
	-5%		(45.15)
March 31, 2020	5%	76.79	3.84
	-5%		(3.84)

(iii) Commodity price risk

The Group is affected by the price volatility of certain commodities. Its operating activity is manufacturing of batteries and therefore requires supply of lead. Due to significant volatility in the lead price, the Group enters into purchase contract with vendors wherein the prices are linked to the quoted London Metal Exchange rates. Similarly, the Group's selling price of batteries to OEM/institutional customers is linked to such rates. As the Group's revenue is linked to cost of lead, the impact of change in lead prices on Group's profit is not expected to be significant.

II) Credit risk

Credit risk is the risk that counterparty will not meet its obligations under a financial instrument or customer contract, leading to a financial loss. The Group is exposed to credit risk from its operating activities primarily trade receivables, except for life insurance business for which credit risk is disclosed separately. Credit risk on cash and cash equivalents, balances with bank and balance in investment is limited as funds are generally invested in mutual funds/ deposits with banks and financial institutions with high credit ratings assigned by international and domestic credit rating agencies.

Trade receivables

A significant part of the Group's sales are under the 'cash and carry' model which entails no credit risk. For others, an impairment analysis is performed at each reporting date on an individual basis for all the customers. In addition, a large number of minor receivables are grouped into homogenous groups and assessed for impairment collectively. The calculation is based on historical data of credit losses. The maximum exposure to credit risk at the reporting date is the carrying value of trade receivables disclosed in Note 7 and 13 as the Group does not hold collateral as security. The Group has evaluated the concentration of risk with respect to trade receivables as low, as its customers are from several industries.

The Group's historical experience of collecting receivables and the level of default indicate that credit risk is low and generally uniform across markets; consequently, trade receivables are considered to be a single class of financial assets. All overdue customer balances are evaluated taking into account the age of the dues, specific credit circumstances, the track record of the counterparty etc. Loss allowances and impairment is recognised, where considered appropriate by responsible management.

Notes to Consolidated Financial Statements

for the year ended March 31, 2021

The movement of the allowance for impairment in trade receivables is as follows:

(₹ in Crores)

Particulars	Expected credit loss	
	March 31, 2021	March 31, 2020
Opening balance	27.29	10.26
Add: Provisions for expected credit loss	2.82	17.03
Less: Reversals	-	-
Closing balance	30.11	27.29

(III) Liquidity risk

Liquidity risk is the risk that the Group will face in meeting its obligations associated with its financial liabilities. The Group's approach in managing liquidity is to ensure that it will have sufficient funds to meet its liabilities when due without incurring unacceptable losses. In doing this, management considers both normal and stressed conditions.

The Group maintained a cautious liquidity strategy, with a positive cash balance throughout the year ended 31 March 2021 and 31 March 2020. Cash flow from operating activities provides the funds to service the financial liabilities on a day-to-day basis.

The Group regularly monitors the rolling forecasts to ensure it has sufficient cash on an on-going basis to meet operational needs. Any short term surplus cash generated, over and above the amount required for working capital management and other operational requirements, is retained as cash and cash equivalents (to the extent required) and any excess is invested in interest bearing term deposits and other highly marketable debt investments with appropriate maturities to optimise the cash returns on investments while ensuring sufficient liquidity to meet its liabilities.

The following table shows the maturity analysis of the Group's financial liabilities based on contractually agreed undiscounted cash flows along with its carrying value as at the Balance Sheet date.

March 31, 2021

(₹ in Crores)

Particulars	Contractual cash flows 1 year or less	More than 1 year	Total Carrying Amount
Liabilities			
Borrowings	52.83	85.58	138.41
Trade and other payables	1,944.52	7.83	1,952.35
Other financial liabilities	255.49	8.25	263.74
	2,252.84	101.66	2,354.50

Notes to Consolidated Financial Statements

for the year ended March 31, 2021

March 31, 2020

(₹ in Crores)

Particulars	Contractual cash flows 1 year or less	More than 1 year	Total Carrying Amount
Liabilities			
Borrowings	58.53	8.85	67.38
Trade and other payables	1,271.24	5.74	1,276.98
Other financial liabilities	303.52	6.98	310.50
	1,633.29	21.57	1,654.86

The maturity analysis of the Company's lease liabilities based on contractually agreed undiscounted cash flows is given in note 60.

B Related to insurance business

The Group is exposed to financial risk, such as market risk (fluctuations in exchange rates, interest rates and price risk), credit risk and liquidity risk. The general risk management program of the Group focuses on the unpredictability of the financial markets, and attempts to minimize their potential negative influence on the financial performance of the Group. The Group continuously reviews its risk exposures and takes measures to limit it to acceptable levels. The Board of Directors has overall responsibility for the establishment and oversight of the Group's risk management framework.

1) Credit risk

Credit risk refers to the risk that a counterparty will default on its contractual obligations resulting in financial loss to Group. Credit risk arises from credit exposures from customers, cash and cash equivalents held with banks and current and non-current debt investments.

The following policies and procedures are in place to mitigate the Group's exposure to credit risk:

- Group's credit risk policy which sets out the assessment and determination of what constitutes credit risk for it. Compliance with the policy is monitored and exposures and breaches are reported to the Group's risk committee. The policy is regularly reviewed for pertinence and for changes in the risk environment.
- Net exposure limits are set for each counterparty or group of counterparties, geographical and industry segment (i.e., limits are set for investments and cash deposits, foreign exchange trade exposures and minimum credit ratings for investments that may be held).
- Reinsurance is placed with counterparties that have a good credit rating and concentration of risk is avoided by following policy guidelines in respect of counterparties' limits that are set each year by the board of directors and are subject to regular reviews. At each reporting date, management performs an assessment of creditworthiness of reinsurers and updates the reinsurance purchase strategy, ascertaining suitable allowance for impairment.
- The Group sets the maximum amounts and limits that may be advanced to corporate counterparties by reference to their long-term credit ratings.

Notes to Consolidated Financial Statements

for the year ended March 31, 2021

The table below provides information regarding the credit risk exposure of the Group by classifying assets according to the credit ratings of the counterparties. AAA is the highest possible rating. Assets that fall outside the range of AAA to BBB are classified as speculative grade.

March 31, 2021

(₹ in Crores)							
Particulars	AAA	AA	AA-	D	Not rated	Unit linked	Total
a) Financial Instruments :-							
Amortized cost financial assets							
- Debt securities	10,376.38	10.00	-	-	533.01	-	10,919.39
Financial assets at FVTOCI							
- Debt securities	4,622.85	-	10.71	-	-	-	4,633.56
- Equity securities	-	-	-	-	491.81	-	491.81
Financial assets at FVTPL							
- Debt securities	-	-	-	-	-	841.09	841.09
- Equity securities	-	-	-	-	96.21	1,286.04	1,382.25
- Mutual Funds	-	-	-	-	47.04	-	47.04
							18,315.14
b) Reinsurance assets	-	-	-	-	271.20	-	271.20
c) Insurance receivables	-	-	-	-	150.98	-	150.98
d) Cash and short term deposits	232.90	-	-	-	-	-	232.90
Total credit risk exposure	15,232.13	10.00	10.71	-	1,590.25	2,127.13	18,970.22

March 31, 2020

(₹ in Crores)							
Particulars	AAA	AA	AA-	D	Not rated	Unit linked	Total
a) Financial Instruments :-							
Amortized cost financial assets							
- Debt securities	8,889.78	10.00	-	-	456.89	-	9,356.67
Financial assets at FVTOCI							
- Debt securities	3,850.33	-	15.70	-	-	-	3,866.03
- Equity securities	-	-	-	-	304.37	-	304.37
Financial assets at FVTPL							
- Debt securities	-	-	-	-	-	844.88	844.88
- Equity securities	-	-	-	-	58.88	754.61	813.49
- Mutual Funds	-	-	-	-	381.34	78.98	460.32
							15,645.76
b) Reinsurance assets	-	-	-	-	138.96	-	138.96
c) Insurance receivables	-	-	-	-	197.00	-	197.00
d) Cash and short term deposits	159.09	-	-	-	-	-	159.09
Total credit risk exposure	12,899.20	10.00	15.70	-	1,537.44	1,678.47	16,140.81

II) Liquidity risk

Liquidity risk is the risk that an entity will encounter difficulty in meeting obligations associated with financial liabilities that are settled by delivering cash or another financial asset. In respect of catastrophic events, there is also a liquidity risk associated with the timing differences between gross cash out-flows and expected reinsurance recoveries.

Notes to Consolidated Financial Statements

for the year ended March 31, 2021

Liquidity risk is held at low levels through effective cash flow management and availability of adequate cash. Cash flow forecasting is performed internally by rolling forecasts of the Group's liquidity requirements to ensure that it has sufficient cash to meet operational needs, to fund scheduled investments and comply with other covenants.

The following policies and procedures are in place to mitigate the Group's exposure to liquidity risk:

- Group's liquidity risk policy which sets out the assessment and determination of what constitutes liquidity risk for the Group. Compliance with the policy is monitored and exposures and breaches are reported to the Group's risk committee. The policy is regularly reviewed for pertinence and for changes in the risk environment.
- Guidelines are set for asset allocations, portfolio limit structures and maturity profiles of assets, in order to ensure sufficient funding available to meet insurance and investment contracts obligations.
- Contingency funding plans are in place, which specify minimum proportions of funds to meet emergency calls as well as specifying events that would trigger such plans.

The table below details the Group's remaining contractual maturity for its financial liabilities. The contractual cash flows reflect the undiscounted cash flows of financial liabilities based on the earliest date on which the Group can be required to pay.

March 31, 2021

(₹ in Crores)				
Particulars	Contractual cash flows			Total carrying value
	1 year or less	1 year to 5 years	5 years or more	
Assets				
Amortized cost financial assets	263.82	423.33	10,232.24	10,919.39
Financial assets at FVTOCI	66.85	718.52	4,340.00	5,125.37
Financial assets at FVTPL	252.67	202.72	1,814.99	2,270.38
Loans and receivables	4.15	-	24.86	29.01
Reinsurance assets	-	-	271.20	271.20
Insurance receivables	150.98	-	-	150.98
Other financial assets	366.90	-	-	366.90
Cash and cash equivalents	232.90	-	-	232.90
Total	1,338.27	1,344.57	16,683.29	19,366.13
Liabilities				
Insurance contract liabilities :				
with DPF	(661.93)	(711.87)	40,590.19	39,216.39
without DPF	(377.13)	504.80	11,491.25	11,618.92
Investment contract liabilities :				
with DPF	-	-	-	-
without DPF	125.57	299.56	485.54	910.67
Trade payables	429.15	-	-	429.15
Other financial liabilities	86.27	-	0.36	86.63
Other liabilities	43.05	-	-	43.05
Total	(355.02)	92.49	52,567.34	52,304.81
Total liquidity gap	(1,693.29)	(1,252.08)	35,884.05	32,938.68

Notes to Consolidated Financial Statements

for the year ended March 31, 2021

March 31, 2020

Particulars	Contractual cash flows			Total carrying value
	1 year or less	1 year to 5 years	5 years or more	
(₹ in Crores)				
Assets				
Amortized cost financial assets	127.82	367.42	8,861.44	9,356.68
Financial assets at FVTOCI	62.82	422.33	3,685.25	4,170.40
Financial assets at FVTPL	685.38	107.45	1,325.86	2,118.69
Loans and receivables	3.23	-	18.56	21.79
Reinsurance assets	-	-	138.96	138.96
Insurance receivables	197.00	-	-	197.00
Other financial assets	348.87	-	-	348.87
Cash and cash equivalents	159.09	-	-	159.09
Total	1,584.21	897.20	14,030.07	16,511.48
Liabilities				
Insurance contract liabilities :				
with DPF	(721.25)	(925.69)	38,079.77	36,432.83
without DPF	(435.47)	(41.13)	10,586.57	10,109.97
Investment contract liabilities :				
with DPF	-	-	-	-
without DPF	92.40	379.85	533.53	1,005.78
Trade payables	334.33	-	-	334.33
Other financial liabilities	56.72	-	0.36	57.08
Other liabilities	35.72	-	-	35.72
Total	(637.55)	(586.97)	49,200.23	47,975.71
Total liquidity gap	(2,221.76)	(1,484.17)	35,170.16	31,464.23

III) Market risk

Market risk is the risk that changes in market prices – such as foreign exchange rates, interest rates and equity/commodity prices – will affect the Group's income or the value of its holdings of financial instruments. The objective of market risk management is to manage and control market risk exposures within acceptable parameters, while optimising the return.

The Group is primarily exposed to risk arising due to changes in interest rates and equity prices impacting the Group's value of holdings of financial instruments.

The following policies and procedures are in place to mitigate the Group's exposure to market risk:

- Group's Investment policy and liquidity risk policy which sets out the assessment and determination of what constitutes market risk

for the Group. Compliance with these policies is monitored and exposures and breaches are reported to the Group's risk committee. The policy is regularly reviewed for pertinence and for changes in the risk environment.

- Guidelines are set for asset allocation and portfolio limit structure, to ensure that assets back specific policyholders' liabilities and that assets are held to deliver income and gains for policyholders which are in line with their expectations and management of interest sensitivity of products sold. Market risk is also managed by setting risk limits such as Earnings at Risk and Regulatory capital at risk and risk is managed to be within these limits.
- The Group stipulates diversification benchmarks by type of instrument, as it is exposed to guaranteed benefits when interest rates fall.

Notes to Consolidated Financial Statements

for the year ended March 31, 2021

III) a. Currency risk

"Currency risk is the risk that the fair value of future cash flows of a financial instrument will fluctuate because of changes in foreign exchange rates." The Group has no significant concentration of currency risk.

III) b. Interest rate risk

Interest rate risk can be either fair value interest rate risk or cash flow interest rate risk. Fair value interest rate risk is the risk of changes in fair values

Exposure to interest rate risk

The Group's interest rate risk primarily arises on account of investments in interest bearing securities. The interest rate profile of the Group's interest-bearing financial instruments as reported to the management of the Group is as follows.

Particulars	Carrying amount	
	March 31, 2021	March 31, 2020
(₹ in Crores)		
Fixed-rate instruments		
Financial assets :		
a) Government securities and government guaranteed bonds including treasury bills	11,679.89	9,849.12
b) Debentures/ bonds	1,032.91	1,018.76
c) Investments in infrastructure and social sector bonds	2,983.34	2,679.37
d) Others (CBLO & Policy Loan)	702.51	520.33
Financial liabilities	(17,510.46)	(14,987.35)
	(1,111.81)	(919.77)

III) c. Equity price risk

Equity price risk is the risk that the fair value or future cash flows of a financial instrument will fluctuate because of changes in equity prices (other than those arising from interest rate or foreign exchange rate risk), whether those changes are caused by factors specific to the individual financial instrument or its issuer, or by factors affecting all similar financial instruments traded in the market. The Group's equity price risk exposure relates to financial assets and financial liabilities whose values will fluctuate as a result of changes in market prices, principally investment securities not held for the account of unit-linked business. The Group's Investment Mandates require it to manage such risks by setting and monitoring objectives and constraints on investments, diversification plans, limits on investments in each sector, security and market and exploration of use of any derivative financial instruments.

IV) Operational risks

Operational risk is the risk of loss arising from system failure, human error, fraud or external events. When controls fail to perform, operational risks can cause damage to reputation, have legal or regulatory implications or can lead to financial loss. The Group cannot expect to eliminate all operational risks, but by initiating a rigorous control framework and by monitoring and responding to potential risks, the Group is able to manage the risks. Controls include effective segregation of duties, access controls, authorisation and reconciliation procedures, staff education and assessment processes, including the use of internal audit. Business risks such as changes in environment, technology and the industry are monitored through the Group's strategic planning and budgeting process.

Notes to Consolidated Financial Statements

for the year ended March 31, 2021

54 Capital Management

The Group's objective when managing capital (defined as net debt and equity) is to safeguard the Group's ability to continue as a going concern in order to provide returns to shareholders and benefit for other stakeholders, while protecting and strengthening the balance sheet through the appropriate balance of debt and equity funding. The Group manages its capital structure and makes adjustments to it, in light of changes to economic conditions and strategic objectives of the Group.

55 Movement of Policyholders' Funds, Funds for Discontinued Policies, Funds for Future Appropriation and Embedded Derivative liability

(₹ in Crores)

Particulars	Movement during the year ended March 31, 2021				Movement during the year ended March 31, 2020			
	With DPF	Linked Business	Others	Total	With DPF	Linked Business	Others	Total
Gross Liability at the beginning of the year	8,118.79	1,557.00	4,342.44	14,018.23	6,892.94	1,835.65	3,610.23	12,338.82
Add/(Less)								
Expected Premium	1,201.28	117.41	638.27	1,956.96	1,513.56	151.09	958.76	2,623.41
Unwinding of the discount/ interest credited	395.85	603.85	304.68	1,304.38	967.44	(159.50)	443.37	1,251.31
Changes in valuation for expected future benefits	-	-	-	-	-	-	-	-
Insurance liabilities released	(529.28)	(359.92)	(194.58)	(1,083.78)	(1,520.19)	(353.39)	(857.31)	(2,730.89)
Undistributed participating policyholders surplus	52.94	-	-	52.94	201.54	-	-	201.54
Others - Non-unit liabilities	36.65	50.12	161.73	248.50	63.50	83.15	187.39	334.04
Gross Liability at the end of the year	9,276.23	1,968.46	5,252.54	16,497.23	8,118.79	1,557.00	4,342.44	14,018.23
Recoverable from Reinsurance	(0.30)	(0.04)	(270.86)	(271.20)	(1.64)	(0.10)	(137.22)	(138.96)
Net Liability	9,275.93	1,968.42	4,981.68	16,226.03	8,117.15	1,556.90	4,205.22	13,879.27
Closing UPPS included in gross liability at the end of the year	393.94	-	-	393.94	343.04	-	-	343.04

56 Movement of Investment Contracts Liabilities

(₹ in Crores)

Particulars	Movement during the year ended March 31, 2021			Movement during the year ended March 31, 2020		
	Linked Business	Others	Total	Linked Business	Others	Total
At the beginning of the year	141.42	848.60	990.02	191.23	882.46	1,073.69
Additions						
Premium	54.82	24.87	79.69	28.88	31.68	60.56
Interest & Bonus credited to policyholders	35.42	66.30	101.72	(0.95)	72.08	71.13
Deductions						
Withdrawals/ claims	42.40	149.95	192.35	77.45	136.73	214.18
Fee Income & other expenses	0.92	0.74	1.66	0.29	0.89	1.18
At the end of the year	188.34	789.08	977.42	141.42	848.60	990.02

Notes to Consolidated Financial Statements

for the year ended March 31, 2021

57 Additional information in respect of net assets, profit / loss and other comprehensive income of each entity within the Group and their proportionate share of the totals

(₹ in Crores)

Name of the entity	As at March 31, 2021 Net Assets, i.e. Total assets minus total liabilities		2020-21 Share in Profit or Loss		2020-21 Share in Other Comprehensive Income		2020-21 Share in Total Comprehensive Income	
	As % of Consolidated net assets	Amount (₹ in Crores)	As % of Consolidated Profit	Amount (₹ in Crores)	As % of Consolidated OCI	Amount (₹ in Crores)	As % of Consolidated OCI	Amount (₹ in Crores)
Parent								
Exide Industries Limited (EIL)	94.19%	6,893.51	94.42%	758.28	5.33%	9.12	78.77%	767.40
Indian Subsidiaries								
Chloride International Limited (CIL)	0.09%	6.49	0.06%	0.52	-	-	0.05%	0.52
Chloride Power Systems & Solutions Ltd. (CPSSL)	-0.02%	(1.44)	-0.22%	(1.80)	0.06%	0.11	-0.17%	(1.69)
Chloride Metals Ltd. (CML)	2.45%	179.51	1.74%	14.00	0.03%	0.05	1.44%	14.05
Exide Leclanche Energy Private Limited (ELEPL)	2.12%	154.79	-1.77%	(14.20)	-	-	-1.46%	(14.20)
Exide Life Insurance Company Limited (ELI)	20.24%	1,481.42	8.68%	69.67	93.85%	160.60	23.64%	230.27
Foreign Subsidiaries								
Chloride Batteries S. E. Asia Pte Ltd. (CBSEA) & its wholly owned subsidiary (Exide Batteries Pvt. Ltd.)	0.78%	56.72	-0.74%	(5.94)	-	-	-0.61%	(5.94)
Espe Batteries Limited (ESPEX)	0.18%	13.07	0.21%	1.67	-	-	0.17%	1.67
Associated Battery Manufacturers (Ceylon) Ltd. (ABML)	0.03%	2.10	-0.56%	(4.46)	-	-	-0.46%	(4.46)
Non-controlling interest in all subsidiaries	0.63%	46.22	-0.85%	(6.80)	-	-	-0.70%	(6.80)
Adjustment arising out of consolidation	-20.69%	(1,513.90)	-0.97%	(7.84)	0.73%	1.25	-0.67%	(6.59)
Total	100%	7,318.49	100%	803.10	100%	171.13	100%	974.23

58 Reconciliation of liabilities from financing activities

(₹ in Crores)

Particulars	Year	Opening balance	Cash Changes	Non-cash changes	Closing balance
a) Borrowings*	2020-21	70.65	71.06	(3.30)	138.41
Borrowings*	2019-20	89.02	(17.75)	(0.62)	70.65
b) Lease liability	2020-21	125.85	(58.03)	302.48	370.30
	2019-20	104.70	(35.75)	56.90	125.85

* Non-cash changes to borrowings represents foreign exchange fluctuations

Non-cash changes of lease liability contitutes of the following:

(₹ in Crores)

Particulars	March 31, 2021	March 31, 2020
Lease liabilities recognised during the year	277.68	47.07
Lease liabilities derecognised during the year (net off adjustment on derecognition)	(2.79)	(2.07)
Interest expenses recognised during the year	27.47	11.91
Impact of Foreign Exchange	0.11	-
	302.47	56.91

Notes to Consolidated Financial Statements

for the year ended March 31, 2021

59 Insurance risk framework

The principal risk the Group faces under insurance contracts is that the actual claims and benefit payments or the timing thereof, differ from expectations. This is influenced by the frequency of claims, severity of claims, actual benefits paid and subsequent development of long-term claims. Therefore, the objective of the Group is to ensure that sufficient reserves are available to cover these liabilities.

The risk exposure is mitigated by diversification across a large portfolio of insurance contracts and geographical areas. The variability of risks is also improved by careful selection and implementation of underwriting strategy guidelines, as well as the use of reinsurance arrangements.

The Group purchases reinsurance as part of its risks mitigation programme. Reinsurance ceded is placed on both a proportional and non-proportional basis. The majority of proportional reinsurance is surplus reinsurance which is taken out to reduce the overall exposure of the Group to certain classes of business.

Life insurance contracts and investment contracts with DPF

Life insurance contracts offered by the Group include: whole life, term assurance, conventional endowment, deferred pensions, non-guaranteed annuity pensions, pure endowment pensions and mortgage protection. Investment contracts with DPF offered by the Group are deferred pensions.

Whole life, endowment and term assurance are conventional regular premium products when lump sum benefits are payable on death or permanent disability and most of the products have Surrender Value.

Pensions are contracts where retirement benefits are converted to a form of annuity payable at retirement age. If death occurs before retirement, contracts generally return the value of the fund accumulated or premiums. Some of the contracts give the policyholder the option at retirement to take the annuity from open market allowing the policyholders the option of availing the highest available annuity from market. Under unitised pensions, a percentage of the premium is applied towards the purchase of accumulation units in one or more of the internal linked funds. Provision

of additional death benefits may be provided by cancellation of units or through supplementary term assurance contracts. Certain personal pension plans also include contribution protection benefits that provide for payment of contributions on behalf of policyholders in periods of total disability.

Guaranteed annuities are single premium products which pay a specified payment to the policyholder while they are alive. Payments are generally fixed for the lifetime.

Death benefits of endowment products are subject to a guaranteed minimum amount. The maturity value usually depends on the investment performance of the underlying assets or may be fixed at inception. For contracts with DPF the guaranteed minimum may be increased by the addition of bonuses. These are set at a level that takes account of expected market fluctuations, such that the cost of the guarantee is generally met by the investment performance of the assets backing the liability. However, in circumstances where there has been a significant fall in investment markets, the guaranteed maturity benefits may exceed investment performance and these guarantees become valuable to the policyholder. Certain pure endowment pensions contain the option to apply the proceeds towards the purchase of an annuity earlier than the date shown on the contract or to convert the contract to 'paid up' on guaranteed terms. The mortgage protection contracts offered by the Group provide pure risk cover only.

The main risks that the Group is exposed to are as follows:

- Mortality risk – risk of loss arising due to policyholder death experience being different than expected
- Morbidity risk – risk of loss arising due to policyholder health experience being different than expected
- Longevity risk – risk of loss arising due to the annuitant living longer than expected
- Investment return risk – risk of loss arising from actual returns being different than expected
- Expense risk – risk of loss arising from expense experience being different than expected

Notes to Consolidated Financial Statements

for the year ended March 31, 2021

- Policyholder decision risk – risk of loss arising due to policyholder experiences (lapses and surrenders) being different than expected

These risks do not vary significantly in relation to the location of the risk insured by the Group, type of risk insured or by industry.

The Group's underwriting strategy is designed to ensure that risks are well diversified in terms of type of risk and level of insured benefits. This is largely achieved through diversification across industry sectors and geography, the use of medical screening in order to ensure that pricing takes account of current health conditions and family medical history, regular review of actual claims experience and product pricing, as well as detailed claims' handling procedures.

The following tables show the concentration of life insurance contract liabilities and investment contract liabilities with DPF by type of contract.

March 31, 2021

(₹ in Crores)

Name of the entity	Gross			Net		
	Insurance contract and investment contract liabilities with DPF	Insurance contract liabilities without DPF	Total gross insurance contract liabilities and investment contract liabilities with DPF	Insurance contract and investment contract liabilities with DPF	Insurance contract liabilities without DPF	Net of insurance contract liabilities and investment contract liabilities with DPF
Whole life	2,241.39	–	2,241.39	2,241.39	–	2,241.39
Term assurance	–	605.93	605.93	–	335.46	335.46
Guaranteed annuity pensions	–	–	–	–	–	–
Pure endowment pensions	–	–	–	–	–	–
Mortgage endowments	–	–	–	–	–	–
Total life insurance	6,640.84	6,655.95	13,296.79	6,640.55	6,655.52	13,296.07
Unitised pensions	–	–	–	–	–	–
Total investment contracts with DPF	–	936.59	936.59	–	936.59	936.59
Total	8,882.23	8,198.47	17,080.70	8,881.94	7,927.57	16,809.51

March 31, 2020

(₹ in Crores)

Name of the entity	Gross			Net		
	Insurance contract and investment contract liabilities with DPF	Insurance contract liabilities without DPF	Total gross insurance contract liabilities and investment contract liabilities with DPF	Insurance contract and investment contract liabilities with DPF	Insurance contract liabilities without DPF	Net of insurance contract liabilities and investment contract liabilities with DPF
Whole life	1,975.74	–	1,975.74	1,975.74	–	1,975.74
Term assurance	–	332.98	332.98	–	195.82	195.82
Guaranteed annuity pensions	–	–	–	–	–	–
Pure endowment pensions	–	–	–	–	–	–
Mortgage endowments	–	–	–	–	–	–
Total life insurance	5,801.96	5,566.47	11,368.43	5,800.32	5,566.31	11,366.63
Unitised pensions	–	–	–	–	–	–
Total investment contracts with DPF	–	990.02	990.02	–	990.02	990.02
Total	7,777.70	6,889.47	14,667.17	7,776.06	6,752.15	14,528.21

The geographical concentration of the Group's life insurance contract liabilities and investment contract liabilities with DPF is within India only.

Notes to Consolidated Financial Statements

for the year ended March 31, 2021

59 Insurance risk framework (Contd..)

The assumptions that have substantial impact on statement of financial position and Statement of Profit and Loss of the Group are listed below :

(₹ in (absolute amount))

Portfolio assumptions by type of business impacting net liabilities	Mortality and morbidity rates		Persistency		Investment return		Expenses	
	March 31, 2021	March 31, 2020	March 31, 2021	March 31, 2020	March 31, 2021	March 31, 2020	March 31, 2021	March 31, 2020
Non Participating Endowment	66% -224.4% of LIC 12-14	66% -224.4% of LIC 12-14	Lapse rate for RP: 10% in year 1, 5% in year 2 and 0% thereafter	Lapse rate for RP: 10% in year 1, 5% in year 2 and 0% thereafter	6% to 7.65%	6% to 7.65%	₹ 89.96 to ₹ 866.81	₹ 84.57 to ₹ 833.47
Term Plans	100% of LIC 12-14	29.7% -100% of LIC 12-14	Lapse rate for RP: 10% in year 1, 5% in year 2 and 0% thereafter For LP: 10% in year 1, 3% to 5% in year 2 and 0% thereafter	Lapse rate for RP: 10% in year 1, 5% in year 2 and 0% thereafter For LP: 10% in year 1, 3% to 5% in year 2 and 0% thereafter	6.00%	6.00%	₹ 440.37 to ₹ 719.26	₹ 546.38 to ₹ 691.14
Unit Linked	100% of LIC 12-14	100% of LIC 12-14	Paid-up rates: 24% year 1, 8% year 2, 24%, year 3, 20%, in year 4, 5, 6 and 12% thereafter	Paid-up rates: 24% year 1, 8% year 2, 24%, year 3, 20%, in year 4, 5, 6 and 12% thereafter	4.50%	4.50%	₹ 537.14 to ₹ 834.18	₹ 802.09
Pension	100% of LIC 12-14	100% of LIC 12-14	Paid-up rates 24% to 45% in year 1, 6% to 20% in year 2 4% to 15% in year 3, 4% to 10% in year 4 and 4% to 5% thereafter	Paid-up rates 24% to 45% in year 1, 6% to 20% in year 2 4% to 15% in year 3, 4% to 10% in year 4 and 4% to 5% thereafter	4.50%	4.50%	₹ 866.81	₹ 384.69 to ₹ 833.47
Participating Endowment	100% - 148.5% of LIC 12-14	100% of LIC 12-14	Lapse rate for RP: 10% in year 1, 5% in year 2 and 0% thereafter For LP: 5% in year 1 and 0% thereafter	Lapse rate for RP: 10% in year 1, 5% in year 2 and 0% thereafter For LP: 5% in year 1 and 0% thereafter	6.50%	6.50%	₹ 420.29 to ₹ 866.81	₹ 404.13 to ₹ 833.47

Sensitivity analysis

The following analysis is performed for reasonably possible movements in key assumptions with all other assumptions held constant, showing the impact on gross and net liabilities, profit before tax and equity. The correlation of assumptions will have a significant effect in determining the ultimate claims liabilities, but to demonstrate the impact due to changes in assumptions, assumptions had to be changed on an individual basis.

It should be noted that movements in these assumptions are non-linear. Sensitivity information will also vary according to the current economic assumptions, mainly due to the impact of changes to both the intrinsic cost and time value of options and guarantees. When options and guarantees exist, they are the main reason for the asymmetry of sensitivities. The method used for deriving sensitivity information and significant assumptions made did not change from the previous period.

Notes to Consolidated Financial Statements

for the year ended March 31, 2021

Insurance contracts

(₹ in Crores)

Particulars	Change in assumptions	March 31, 2021 Increase/ (decrease) on gross and net liabilities and profit before tax	March 31, 2020 Increase/ (decrease) on gross and net liabilities and profit before tax
Mortality/morbidity rate	+10%	129.72	158.91
Longevity	+10%	-	-
Investment return	+1%	-	-
Expenses	+10%	98.00	72.93
Lapse and surrenders rate	+10%	(1.93)	(3.23)
Discount rate	+1%	(681.80)	(906.28)
Mortality/morbidity rate	-10%	(121.15)	(141.53)
Longevity	-10%	-	-
Investment return	-1%	-	-
Expenses	-10%	(94.10)	(69.34)
Lapse and surrenders rate	-10%	1.94	3.25
Discount rate	-1%	1,071.06	1,972.84

60 Leases

A. Leases as lessee

i. Short-term / Low-value leases

The Group leases warehouses, office premises, guest houses and equipments which are considered to be short-term leases. The Group has elected not to recognise right-of-use assets and lease liabilities for these leases.

The Group also leases office and IT equipment including its peripheral, computer, modular furniture and fixtures which are of low-value. The Group has elected not to recognise right-of-use assets and lease liabilities for the same.

Expenses pertaining to the above short-term and low-value leases recognised in the statement of profit or loss is as follows:

(₹ in Crores)

Particulars	March 31, 2021	March 31, 2020
Expenses relating to short-term leases	45.09	44.84
Expenses relating to leases of low-value assets excluding short-term leases of low value	5.55	5.95
	50.64	50.79
Total cash outflow for leases	108.67	86.54

Lease payments for short-term leases and leases of low-value assets not included in the measurement of the lease liability are classified as cash flows from operating activities.

Notes to Consolidated Financial Statements

for the year ended March 31, 2021

ii. Right-of-use and Lease liabilities recognised in the financial statements represents the following:

- (a) The Group has leased solar power plant facilities for obtaining solar power in its factories. The lease is for a period of 25 years. The consideration for use of solar power plant is variable based on the electricity units generated by the plants and consumed by the Group. Lease liability has been recognised for the minimum guaranteed payment, as set out in the respective power purchase agreements. The future cash outflows to which the lessee is potentially exposed that are not reflected in the measurement of lease liabilities pertaining to variable payments for such power purchase agreements are not expected to be significant.
- (b) The Group also leases in the nature of lease/leave and license agreements with different lessors / licensors for land, office premises, vehicles, IT equipments and plant and equipments. These are covered under the definition of leases under Ind AS 116 "Leases".

The following table sets out a maturity analysis of lease payments, showing the undiscounted lease payments to be received after the reporting date.

Particulars	₹ in Crores	
	March 31, 2021	March 31, 2020
Less than one year	60.08	32.78
Between one year and five years	183.49	91.60
More than 5 years	507.98	59.24
	751.55	183.62

- iii. Future cash outflows for leases not yet commenced to which the lessee is committed and potentially exposed

The above commitment amount to which the Company is potentially exposed is against the power purchase agreements entered into by the Company with different vendors for obtaining solar power at its various factories.

61 Investments

- a) For the insurance business, the Group is maintaining separate funds for Shareholders and Policyholders as per section 11 (1B) of the Insurance Act, 1938. Investments and related incomes are segregated between Participating, Par Pension, Non-Participating, Unit Linked, VIP Non Par Pension, Annuity and Pension funds.

Investments are specifically purchased and held for the policyholders and shareholders independently. The income relating to these investments is recognized in the respective policyholders' / shareholders' account.

Investments in securities measured at amortized cost and at fair value through other comprehensive income are recorded on trade date at fair value including acquisition charges (such as brokerage and related taxes), and exclude pre-acquisition interest paid, if any, on purchase.

Investments in securities measured at fair value through profit and loss are recorded on trade date at fair value with acquisition charges being charged to the Statement of Profit and Loss.

Notes to Consolidated Financial Statements

for the year ended March 31, 2021

- b) For the insurance business, the Group manages its business based on segments viz. Participating, Annuity, VIP Non Par Pension, Pension Individual, Par Pension, Non Participating, Unit Linked and Shareholders' Funds driving the business model test for investments. Accordingly, investments in each of these business have been analysed as a portfolio and classified/measured accordingly. The classification has been tabulated as under :-

Segment Name	Type of Security	Classification under Ind AS
Par, Par Pension, VIP Non Par Pension, Pension Individual, and Annuity	Debt securities	Amortized cost
	Equity securities	Fair value through OCI
	Mutual Funds	Fair value through profit and loss
Non Participating and Shareholders' funds	Debt securities	Fair value through OCI
	Equity securities	Fair value through profit and loss
	Mutual Funds	Fair value through profit and loss
Unit linked	All securities	Fair value through profit and loss

62 Exceptional item for previous year represents the duty/tax paid under the Sabka Vishwas - (Legacy Dispute Resolution) Scheme, 2019.

As per our report of even date.

For B S R & Co. LLP
Chartered Accountants
Registration Number: 101248W/W-100022

For and on behalf of Board of Directors of **Exide Industries Limited**
CIN No.: L31402WB1947PLC014919

Sd/-
Jayanta Mukhopadhyay
Partner
Membership No. 055757

Sd/-
Jitendra Kumar
Company Secretary &
EVP (Legal & Administration)
ACS: 11159

Sd/-
A. K. Mukherjee
Director- Finance & CFO
DIN: 00131626

Sd/-
Gautam Chatterjee
Managing Director & CEO
DIN: 00012306

Kolkata, 29 April, 2021

Kolkata, 29 April, 2021

Annexure

Form No. AOC - 1

Statement containing salient features of the financial statement of subsidiaries/associate companies/joint ventures

[Pursuant to first proviso to sub-section (3) of section 129 read with rule 5 of Companies (Accounts) Rules, 2014]

Part "A": Subsidiaries

(Information in respect of each subsidiary/associate to be presented with amounts in ₹ Crores)

1	Sl. No.	1	2	3	4	5	6	7	8
2	Name of the subsidiaries	Chloride Power Systems & Solutions Ltd.	Chloride Metals Ltd.	Chloride International Ltd.	Chloride Batteries S.E. Asia Pte. Ltd.	Associated Battery Manufacturers (Ceylon) Ltd.	Espex Batteries Ltd.	Exide Leclanche Energy Pvt Ltd.	Exide Life Insurance Company Limited
3	Reporting period	31.03.2021	31.03.2021	31.03.2021	31.03.2021	31.03.2021	31.03.2021	31.03.2021	31.03.2021
4	Reporting currency and Exchange rate as on the last date of the relevant financial year in the case of foreign subsidiaries	-	-	-	1 SGD = ₹ 53.30	1 SLR = ₹ 0.3666	1GBP = ₹ 98.75	-	-
5	Share capital	6.98	50.88	0.45	51.90	2.32	1.01	128.59	1,850.00
6	Reserves & surplus	(8.42)	128.63	6.04	4.82	7.66	12.06	64.53	(368.58)
7	Total assets	68.37	581.16	6.53	87.23	101.33	68.03	242.74	19,602.86
8	Total Liabilities	69.81	401.65	0.04	30.51	91.35	54.96	49.62	18,121.44
9	Investments	-	-	-	2.98	-	-	20.50	18,335.80
10	Turnover / Income from Operations	57.78	1,854.69	0.75	77.95	175.22	82.65	3.03	4,938.92
11	Profit before taxation	(2.26)	18.79	0.67	(3.63)	(9.36)	2.59	(18.21)	76.24
12	Provision for taxation	(0.46)	4.79	0.15	2.31	(2.11)	0.92	-	6.57
13	Profit after taxation	(1.80)	14.00	0.52	(5.94)	(7.25)	1.67	(18.21)	69.67
14	Proposed Dividend	-	-	-	-	-	-	-	-
15	% of shareholding	100	100	100	100	61.50	100	80.15	100
	Additional Disclosure								
1	Names of the subsidiaries which are yet to commence operations	NA	NA	NA	NA	NA	NA	NA	NA
2	Names of subsidiaries which have been liquidated or sold during the year.	NA	NA	NA	NA	NA	NA	NA	NA

Part "B": Associates and Joint Ventures

Sl. No.	1	2	3
	CSE Solar Sunpark Maharashtra Private Limited	CSE Solar Sunpark Tamilnadu Private Limited	Greenyana Solar Private Limited
1 Latest audited Balance Sheet Date	31.03.2021	31.03.2021	31.03.2021
2 Shares of Associate/Joint Ventures held by the company on the year end			
Number of Shares	9,92,465	11,81,250	5,83,333
Amount of Investment	7.24	10.87	5.25
Extent of Holding %	27.20	27.20	27.20
3 Description of how there is significant influence	Power Purchase Agreement and Share Subscription and Shareholders' Agreement		
4 Reason why the associate/joint venture is not consolidated	NA		
5 Networth attributable to Shareholding as per latest audited Balance Sheet	7.33	10.56	4.54
6 Profit / (Loss) for the year	0.61	(0.77)	(2.18)
i. Considered in Consolidation	0.16	(0.21)	(0.59)
ii. Not Considered in Consolidation	0.45	(0.56)	(1.59)
Additional Disclosure			
1 Names of the Associates and Joint Ventures which are yet to commence operations	Greenyana Solar Private Limited		
2 Names of Associates and Joint Ventures which have been liquidated or sold during the year.	NA		

For and on behalf of Board of Directors of **Exide Industries Limited**

Sd/-
Jitendra Kumar
Company Secretary
& EVP (Legal & Administration)
ACS: 11159

Sd/-
A K Mukherjee
Director- Finance & CFO
DIN: 00131626

Sd/-
Gautam Chatterjee
Managing Director & CEO
DIN:00012306

Place: Kolkata
Date: April 29, 2021

Quick Guide on 74th Annual General Meeting of the Members of the Company

Day, Date and Time	: Tuesday, August 31, 2021, 10.30 A.M. (IST)
What time can I log in	: From 10.00 A.M. (IST) till conclusion of AGM
Cut-off date for e-voting	: Tuesday, August 24, 2021
E-voting start time and date	: Friday, August 27, 2021 (9:00 A.M. IST)
E-voting end time and date	: Monday, August 30, 2021 (5:00 P.M. IST).
EVEN	: 116399

A. How to vote and participate in the AGM?

For Individual Shareholders holding shares through		For Other Shareholders
NSDL	CDSL	
https://eservices.nsdl.com/ (IDeAS e-services)	https://web.cdslindia.com/myeasi/home/login (Easi / Easiest facility)	https://www.evoting.nsdl.com/ (e-Voting module)
OR	OR	
https://www.evoting.nsdl.com/ (e-Voting module)	https://www.evotingindia.com (e-Voting module)	
For detailed procedure please refer point no. 24 of Notes to AGM Notice from pg no. 58 onwards		

B. How to retrieve/generate password?

- In case you do not remember your password, you may retrieve/ generate the password by clicking on **"Forgot User Details/Password?" (for DEMAT Holder)** and **"Physical User Reset Password?" (for Physical Holder)** option available on www.evoting.nsdl.com
- If you are still unable to get the password by aforesaid option at (a), you can send a request at evoting@nsdl.co.in mentioning your demat account number/folio number, PAN, name and registered address.
- Members can also use the OTP (One Time Password) based login for casting the votes on the e-Voting system of NSDL.
- In case of individual shareholder logging through IDeAS who are unable to retrieve User ID/ Password, you are advised to use Forget User ID and Forget Password option through IDeAS e-services portal mentioned at point A.

C. Device compatibility?

You can join the AGM through desktops/laptops/smartphones with high speed internet connectivity. For a good audio-video experience, we request you to ensure below mentioned points:

- Please verify that you have active speakers connected on your device. Verify that they are not muted. Verify the Volume is loud. Ensure you are able to view local video stored on your system.
- Ensure no other background applications are running.
- It is advisable to ensure that your Wi-Fi is not connected to any other device.
- It is highly recommended that you have stable internet connection. The video may freeze if you are watching the stream in transit (the wireless connection may fluctuate depending on signal strength). The video will improve as your internet connection becomes stable.
- For seamless user experience, use internet explorer, google chrome or firefox or safari browser.

D. If you wish to speak at the AGM?

Members who would like to express their views/ask questions during the AGM with regard to the financial statements or any other matter to be placed at the AGM may register themselves as a Speaker by sending their request from their registered email address mentioning their name, DP Id and Client Id / Folio No. and mobile number at cosec@exide.co.in. Such request must reach the Company on or before Tuesday, 24th August, 2021. Those Members who have registered themselves as a Speaker by 24th August, 2021 and have provided adequate details as mentioned above, will only be allowed to express their views/ask questions during the AGM. Speakers are requested to submit their questions at the time of registration, to enable the Company to respond appropriately.

Selection criteria for choosing a Speaker

- The Company reserves the right to restrict the number of questions and number of speakers, as appropriate, to ensure the smooth conduct of the AGM.
- Selection of Speakers would be made considering representation from different geographies, diverse categories / professions / age profiles/ gender and using random selection method.
- Infrastructure, connectivity and speed available at the Speaker's location are essential to ensure smooth interaction.

Our representatives would connect with the shortlisted prospective Speakers to check the infrastructure, bandwidth, internet connectivity (upload and download speed) available at the Speaker's location and to guide them on the further process.

E. What is the helpline number in case of queries or difficulties faced?

The helpline numbers are available from Monday to Friday (10 a.m. to 6 p.m.) from date of circulation of the notice till the date of AGM i.e. August 31, 2021.

For	Name	Email Id	Contact no.
Name, address and contact details of e-voting service provider	Mr. Amit Vishal, Senior Manager, NSDL	evoting@nsdl.co.in	022 24994360 or 022 24994545 or 1800 222 990 or
	or Ms. Pallavi Mhatre, Manager, NSDL		1800 22 44 30

F. PROCEDURE FOR INSPECTION OF DOCUMENTS

The Register of directors and key managerial personnel and their shareholding, maintained under Section 170 of the Act, and the Register of Contracts or Arrangements in which the directors are interested, maintained under Section 189 of the Act, will be available electronically for inspection by the members during the AGM. All documents referred to in the Notice will also be available for electronic inspection without any fee by the members from the date of circulation of this Notice up to the date of AGM. Members seeking to inspect such documents can send an email to cosec@exide.co.in

Members are requested to carefully read all the Notes set out in the Notice of AGM and in particular, instructions for joining the AGM, manner of casting vote through remote e-voting before or during the AGM.



Registered Office

Exide Industries Limited
Exide House, 59E Chowringhee Road,
Kolkata - 700 020
www.exideindustries.com

