

Hindustan Media
Ventures Limited

G-164, Sector-63, Noida
Dist. Gautam Budh Nagar UP - 201301
Ph. : 0120 - 4765650
E-mail : corporatedept@hindustantimes.com
CIN : L21090BR191SPLC000013

Ref: HMVL/CS/08/2020

26th June, 2020

BSE Limited

Phiroze Jeejeebhoy Towers,
Dalal Street
MUMBAI - 400 001

The National Stock Exchange of India Limited

Exchange Plaza, C/1, Block G,
Bandra Kurla Complex,
Bandra (E)
MUMBAI - 400 051

Scrip Code: 533217

Trading Symbol: HMVL

Dear Sirs,

Sub: Presentation on the Audited Financial Results of the Company for the quarter and financial year ended on 31st March, 2020

Please find enclosed a presentation on the Audited Financial Results of Hindustan Media Ventures Limited for the quarter and financial year ended on 31st March, 2020.

This is for your information and records.

Thanking you,

Yours faithfully,

For Hindustan Media Ventures Limited



(Authorized Signatories)

Encl.: As above

Registered Office :

Budh Marg, Patna - 800001

Ph.: 0612-2223434, 2223772, 2223413, 2223314, 2222538

Fax : 0612-2226120

काठिम्बली

हिन्दुस्तान

लंदन

HT MEDIA GROUP
Q4 FY 2019-20
Consolidated Financial Results

 **HT Media Limited**

हिन्दुस्तान

Cautionary Statements

Certain statements in this presentation may be forward-looking statements.

Such forward looking statements are subject to risks and uncertainties like regulatory changes, local political and economic developments, technological risks and many other factors that could cause our actual results to differ materially from those contained in the relevant forward-looking statements.

HT Media Group will not, in any way, be responsible for any action taken based on such statements and undertakes no obligation to publicly update these forward-looking statements to reflect subsequent events or circumstances.

This is a quarterly webcast presentation, combining information for the public listed companies “HT Media Limited” and its subsidiary “Hindustan Media Ventures Limited”. Key objective of this presentation is to facilitate a unified platform for quarterly performance discussion pertaining to both the companies. It is neither intended to be an exhaustive review nor to provide any trading, financial, legal advice or outlook.

Chairperson's Message

“India’s GDP growth has continued to soften through all four quarters of FY 2019-20. The outbreak of the COVID-19 pandemic further intensified the challenges faced by the economy during the quarter, especially in the metros. Advertising, which is the mainstay of our Newspaper and Radio businesses, has seen a decline in the quarter. Despite the pressure on revenue, we recorded an increase in profits and improvement in operating margins on the back of favorable newsprint prices and a focus on cost control. The Shine business has continued to grow its revenues for the fifth straight quarter.

These are challenging times, with uncertainty surrounding the pandemic, and the extent and duration of its impact. As the lockdown restrictions are lifted gradually and the economic activity resumes, we expect the pent-up demand come to the fore and contribute to the revival in advertising, across Print and Radio. We continue to stay committed to our core values during these testing times, and are hopeful of coming out of this stronger than ever.”

Mrs. Shobhana Bhartia

Chairperson and Editorial Director

HT Media Ltd & Hindustan Media Ventures Ltd

Table of Contents

PARTICULARS	SLIDE NO.
Consolidated Performance	5
Business Unit Performance	7
Print	8
Print – English	10
Print – Hindi (HMVL)	12
Radio	14
Annexures	18

CONSOLIDATED PERFORMANCE

Consolidated Financial Summary

CONSOLIDATED PERFORMANCE

Q4'19	Q4'20	Change	%	Particulars (Rs Cr)	FY'19	FY'20	Change	%
621	526	(95)	-15%	Total Revenue	2,435	2,330	(104)	-4%
38	88	50	132%	EBITDA ¹	220	377	157	71%
6%	17%			EBITDA margin (%)	9%	16%		
(21)	(62)	(41)		PAT	16	(217)	(233)	
-3%	-12%			PAT margin (%)	1%	-9%		
1,368	1,009	(359)		Net Cash ²	1,368	1,009	(359)	

FINANCIAL HIGHLIGHTS

- Consolidated Total Revenue for FY'20 at Rs 2,330 Cr, down by 4% over LY
- EBITDA for FY'20 at Rs 377 Cr, and margin at 16% (vis-à-vis 9% in previous year), driven by cost control and softening of newsprint rates
- Consolidated PAT loss at Rs 217 Cr after exceptional expense of Rs 262 Cr

¹EBITDA before exceptional items

²As at 31st Mar

BUSINESS UNIT PERFORMANCE

PRINT

PRINT – ENGLISH

PRINT – HINDI

RADIO

FINANCIAL PERFORMANCE

Q4'19	Q4'20	Change	%	Particulars (Rs Cr)	FY'19	FY'20	Change	%
394	298	-96	-24%	Ad Revenue	1,587	1,380	-207	-13%
62	61	-1	-2%	Circulation Revenue	273	261	-12	-4%
472	403	-70	-15%	Operating Revenue	1,926	1,790	-136	-7%
13	49	36	280%	Operating EBITDA	105	234	129	123%
3%	12%			Op EBITDA margin (%)	5%	13%		

KEY DRIVERS

- + Significant margin expansion on the back of cost control
- + Improvement in per copy realisation
- Softness in revenue during FY'20 due to cutback in advertising on account of economic slowdown and impact of COVID-19
- Ad volumes were subdued, though yields improved

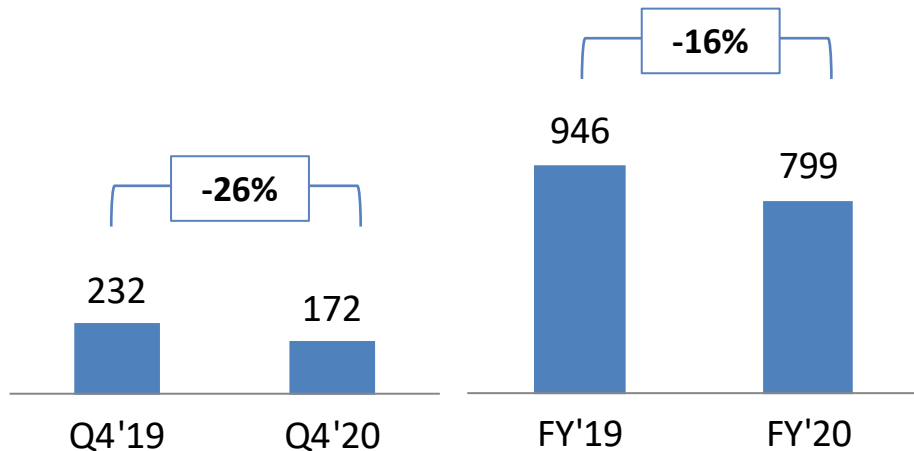
PRINT

PRINT – ENGLISH

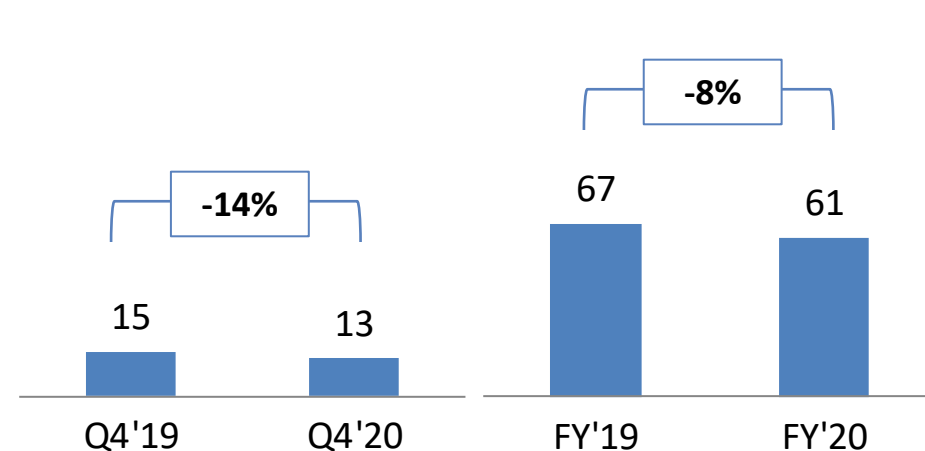
PRINT – HINDI

RADIO

AD REVENUE (RS CR)



CIRCULATION REVENUE (RS CR)



REVENUE DRIVERS

- Softness in Ad volumes during the year and steeper decline in Qtr4
- Impact of National Ad volumes is higher than Local
- During the quarter most categories declined. Key categories like Auto, Real Estate, Retail, Entertainment and Travel & Tourism being particularly vulnerable to lock down, declines were sharp.

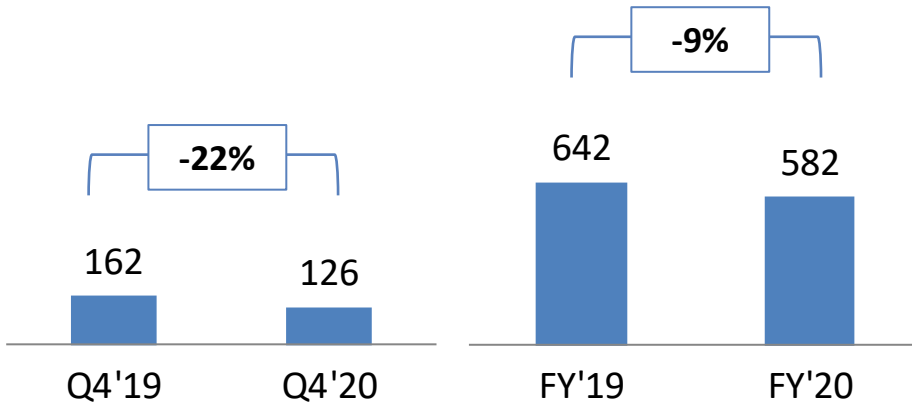
PRINT

PRINT – ENGLISH

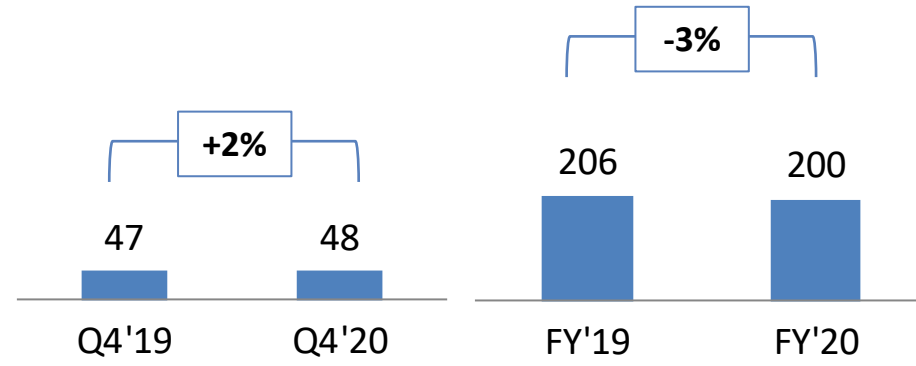
PRINT – HINDI

RADIO

AD REVENUE (RS CR)



CIRCULATION REVENUE (RS CR)



REVENUE DRIVERS

- Muted Ad revenue during the quarter given curtailed spends across key categories
- Categories such as Auto, Retail, Education, FMCG, BFSI and Real Estate witnessed the highest impact in the quarter
- + Circulation revenue growth during the quarter driven by improvement in per copy realization
- + Medical/Health & Fitness and Industrial categories witnessed growth
- + Improvement in market share in key geographies

PRINT

PRINT – ENGLISH

PRINT – HINDI

RADIO

FINANCIAL PERFORMANCE

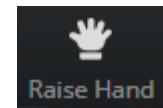
Q4'19	Q4'20	Change	%	Particulars (Rs Cr)	FY'19	FY'20	Change	%
47	42	-5	-11%	Operating Revenue	194	224	30	15%
16	-4	-20	-125%	Operating EBITDA	66	39	-27	-41%
34%	-9%			Op EBITDA margin (%)	34%	17%		

PERFORMANCE DRIVERS

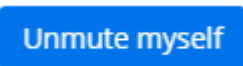
- Radio revenue (ex-NMW) for FY'20 witnessed a decline of 14% YoY
- On account of inorganic expansion, costs base was high although significant actions have happened on synergies
- Weak revenue environment and higher costs led to lower margins for the year

Q&A

1. To ask a question, Click on “Raise Hand”



2. On your turn, click on “Unmute Myself”



3. Ask your question

HT Media Group

Hindustan Times House,
2nd Floor, 18-20, Kasturba Gandhi Marg
New Delhi – 110001, India

Anna Abraham

Amit Madaan

Sankalp Raghuvanshi

 IR@hindustantimes.com



Saket Somani

Ravi Gothwal

 htmedia@churchgatepartners.com



ANNEXURES

Consolidated P&L – HT Media Ltd

Q4'19	Q4'20	YoY (%)	Q3'20	Seq (%)	Particulars (Rs Cr)	FY'19	FY'20	YoY (%)
621	526	-15%	636	-17%	Total Revenue	2,435	2,330	-4%
184	120	-35%	146	-18%	Raw Materials & change in inventory	776	564	-27%
104	104	0%	109	-5%	Employee Cost	382	432	13%
295	213	-28%	263	-19%	Other expenses	1,057	958	-9%
38	88	132%	118	-25%	EBITDA¹	220	377	71%
6%	17%	11%	19%	-2%	Margin (%)	9%	16%	7%
-21	-62	-192%	14	-536%	PAT	16	-217	-1468%
-3%	-12%	-8%	2%	-14%	Margin (%)	1%	-9%	-10%

¹EBITDA before exceptional items

Consolidated P&L – Hindustan Media Ventures Ltd

Q4'19	Q4'20	YoY (%)	Q3'20	Seq (%)	Particulars (Rs Cr)	FY'19	FY'20	YoY (%)
241	208	-14%	236	-12%	Total Revenue	956	905	-5%
92	59	-36%	71	-17%	Raw Materials & change in inventory	402	282	-30%
27	35	29%	31	14%	Employee Cost	112	126	12%
86	68	-21%	77	-11%	Other expenses	307	289	-6%
37	46	26%	58	-20%	EBITDA	135	208	54%
15%	22%	7%	24%	-2%	Margin (%)	14%	23%	9%
19	26	36%	32	-19%	PAT	108	116	7%
8%	12%	5%	14%	-1%	Margin (%)	11%	13%	2%