

**DIAGEO**

INDIA

United Spirits Limited

Registered Office:

'UB Tower'

#24, Vittal Mallya

Road,

Bengaluru – 560 001

Tel: +91 80 4544 8000

Fax: +91 80 3985 6862

[www.diageoindia.com](http://www.diageoindia.com)

27<sup>th</sup> October 2021

BSE Limited  
Listing Department  
Dalal Street,  
Mumbai 400 001  
Scrip Code: 532432

National Stock Exchange of India Limited  
Exchange Plaza, C-1 Block G,  
Bandra Kurla Complex,  
Bandra East, Mumbai- 400051  
Scrip Code: MCDOWELL-N

Dear Sirs,

**Sub: Intimation of unaudited financial results for the half-year & quarter ended 30<sup>th</sup> September 2021 pursuant to Regulation 33 of Securities and Exchange Board of India (Listing Obligations and Disclosure Requirements) Regulations, 2015 (SEBI (LODR)).**

The Board of Directors of the Company at their meeting held today, approved *inter-alia* the unaudited standalone and consolidated financial results of the Company for the half-year and quarter ended 30<sup>th</sup> September 2021 ("UFR"). The Limited Review Report ("LRR") thereon, received from the Statutory Auditors of the Company on the standalone and consolidated financial results were placed at the said Meeting. UFR along with the LRR and a Press Release in respect of this UFR are enclosed and are being uploaded on to your websites along with this letter.

The Board meeting commenced at 2:00 p.m. IST and concluded at 2:58 p.m. IST.

Thank you,

For United Spirits Limited

MITAL  
ARVIND  
SANGHVI

Digitally signed by  
MITAL ARVIND  
SANGHVI  
Date: 2021.10.27  
15:03:38 +05'30'

Mital Sanghvi  
Company Secretary

Encl: as Above



# UNITED SPIRITS LIMITED

## A DIAGEO Group Company

'UB Tower', # 24, Vittal Mallya Road, Bangalore - 560 001

Tel +91 80 3985 6500, 2221 0705 | CIN: L01551KA1999PLC024991 | www.diageoindia.com

### Unaudited Standalone Statement of Financial Results for the quarter and six months ended September 30, 2021

(INR in Millions except for earnings per share data)

Particulars	3 months ended September 30, 2021	3 months ended June 30, 2021	3 months ended September 30, 2020	6 months ended September 30, 2021	6 months ended September 30, 2020	Previous year ended March 31, 2021
	Unaudited	Unaudited	Unaudited	Unaudited	Unaudited	Audited
<b>1 Income</b>						
(a) Revenue from operations	81,480	60,619	74,593	142,099	112,783	271,764
(b) Other income	35	106	128	141	223	478
<b>Total income</b>	<b>81,515</b>	<b>60,725</b>	<b>74,721</b>	<b>142,240</b>	<b>113,006</b>	<b>272,242</b>
<b>2 Expenses:</b>						
(a) Cost of materials consumed	11,675	11,476	11,390	23,151	17,633	39,886
(b) Purchase of stock-in-trade	1,091	546	351	1,637	859	3,494
(c) Changes in inventories of finished goods, work-in-progress and stock-in-trade	887	(3,076)	677	(2,189)	(63)	1,302
(d) Excise duty	57,012	44,468	53,134	101,480	81,022	192,872
(e) Employee benefits expense	1,663	1,874	1,400	3,537	2,603	5,404
(f) Finance costs	(14)	198	507	184	1,006	1,658
(g) Depreciation and amortisation expense	655	554	571	1,209	1,209	2,493
(h) Others:						
(i) Advertisement and sales promotion	1,779	838	1,750	2,617	2,221	5,484
(ii) Loss allowance on trade receivables and other financial assets (net)	204	50	(85)	254	571	484
(iii) Other expenses	2,913	2,766	3,279	5,679	6,016	12,961
<b>Total expenses</b>	<b>77,865</b>	<b>59,694</b>	<b>72,974</b>	<b>137,559</b>	<b>113,077</b>	<b>266,038</b>
<b>3 Profit / (loss) before exceptional items and tax (1 - 2)</b>	<b>3,650</b>	<b>1,031</b>	<b>1,747</b>	<b>4,681</b>	<b>(71)</b>	<b>6,204</b>
4 Exceptional items, net (Refer Note 7)	5	(364)	-	(359)	(750)	(1,514)
<b>5 Profit / (loss) before tax (3 + 4)</b>	<b>3,655</b>	<b>667</b>	<b>1,747</b>	<b>4,322</b>	<b>(821)</b>	<b>4,690</b>
6 Income tax expense						
(a) Current tax	754	241	328	995	328	1,764
(b) Current tax relating to earlier years	-	(192)	(4)	(192)	(4)	(37)
(c) Deferred tax charge / (credit)	167	(73)	139	94	(276)	(140)
<b>Total tax expense</b>	<b>921</b>	<b>(24)</b>	<b>463</b>	<b>897</b>	<b>48</b>	<b>1,587</b>
<b>7 Profit / (loss) for the period (5 - 6)</b>	<b>2,734</b>	<b>691</b>	<b>1,284</b>	<b>3,425</b>	<b>(869)</b>	<b>3,103</b>
8 Other Comprehensive Income						
A. Items that will be reclassified to profit or loss	-	-	-	-	-	-
B. Items that will not be reclassified to profit or loss						
(i) Remeasurements of post-employment benefit plans	-	-	-	-	-	76
(ii) Income tax credit / (charge) relating to above	-	-	-	-	-	(19)
<b>Total other comprehensive income, net of income tax</b>	<b>-</b>	<b>-</b>	<b>-</b>	<b>-</b>	<b>-</b>	<b>57</b>
<b>9 Total Comprehensive Income (7 + 8)</b>	<b>2,734</b>	<b>691</b>	<b>1,284</b>	<b>3,425</b>	<b>(869)</b>	<b>3,160</b>
10 Paid up Equity Share Capital (Face value of INR 2/- each)	1,453	1,453	1,453	1,453	1,453	1,453
11 Other Equity						39,815
12 Earnings/ (loss) per share of INR 2/- each: Basic and Diluted (in INR)	3.76	0.95	1.76	4.71	(1.20)	4.27

# UNITED SPIRITS LIMITED

## A DIAGEO Group Company

'UB Tower', # 24, Vittal Mallya Road, Bangalore - 560 001

Tel +91 80 3985 6500, 2221 0705 | CIN: L01551KA1999PLC024991 | www.diageoindia.com

Unaudited Consolidated Statement of Financial Results for the quarter and six months ended September 30, 2021

(INR in Millions except for earnings per share data)

	3 months ended September 30, 2021	3 months ended June 30, 2021	3 months ended September 30, 2020	6 months ended September 30, 2021	6 months ended September 30, 2020	Previous year ended March 31, 2021
	Unaudited	Unaudited	Unaudited	Unaudited	Unaudited	Audited
<b>1 Income</b>						
(a) Revenue from operations	82,088	61,685	75,094	143,773	113,301	274,185
(b) Other income	38	78	110	116	162	396
<b>Total income</b>	<b>82,126</b>	<b>61,763</b>	<b>75,204</b>	<b>143,889</b>	<b>113,463</b>	<b>274,581</b>
<b>2 Expenses:</b>						
(a) Cost of materials consumed	11,553	11,620	11,381	23,173	17,561	39,731
(b) Purchase of stock-in-trade	1,091	546	351	1,637	859	3,494
(c) Changes in inventories of finished goods, work-in-progress and stock-in-trade	984	(3,171)	661	(2,187)	(41)	1,331
(d) Excise duty	57,012	44,468	53,134	101,480	81,022	192,872
(e) Employee benefits expense	1,711	1,915	1,433	3,626	2,673	5,564
(f) Finance costs	69	254	558	323	1,113	1,876
(g) Depreciation and amortisation expense	763	743	693	1,506	1,432	2,991
(h) Others:						
(i) Advertisement and sales promotion	1,756	861	1,763	2,617	2,241	5,515
(ii) Loss allowance on trade receivables and other financial assets (net)	204	50	(85)	254	571	510
(iii) Other expenses	3,086	3,511	3,549	6,597	6,427	14,641
<b>Total expenses</b>	<b>78,229</b>	<b>60,797</b>	<b>73,438</b>	<b>139,026</b>	<b>113,858</b>	<b>268,525</b>
<b>3 Profit / (loss) before share of net profit / (loss) in associates, exceptional items and tax (1-2)</b>	<b>3,897</b>	<b>966</b>	<b>1,766</b>	<b>4,863</b>	<b>(395)</b>	<b>6,056</b>
4 Share of net profit / (loss) in associate	-	-	(4)	-	(8)	(13)
<b>5 Profit / (loss) before exceptional items and tax (3+4)</b>	<b>3,897</b>	<b>966</b>	<b>1,762</b>	<b>4,863</b>	<b>(403)</b>	<b>6,043</b>
6 Exceptional items, net (Refer Note 7)	5	(453)	-	(448)	(750)	(643)
<b>7 Profit / (loss) before tax (5 + 6)</b>	<b>3,902</b>	<b>513</b>	<b>1,762</b>	<b>4,415</b>	<b>(1,153)</b>	<b>5,400</b>
8 Income tax expense						
(a) Current tax	754	241	328	995	328	1,764
(b) Current tax relating to earlier years	-	(192)	(4)	(192)	(4)	(31)
(c) Deferred tax charge / (credit)	284	(39)	187	245	(262)	46
<b>Total tax expense</b>	<b>1,038</b>	<b>10</b>	<b>511</b>	<b>1,048</b>	<b>62</b>	<b>1,779</b>
<b>9 Profit / (loss) for the period (7-8)</b>	<b>2,864</b>	<b>503</b>	<b>1,251</b>	<b>3,367</b>	<b>(1,215)</b>	<b>3,621</b>
10 Other Comprehensive Income						
A. Items that will be reclassified to profit or loss						
(i) Exchange differences on translation of foreign operations	(22)	12	7	(10)	5	15
B. Items that will not be reclassified to profit or loss						
(i) Remeasurements of post-employment benefit plans	-	-	-	-	-	67
(ii) Income tax credit / (charge) relating to above	-	-	-	-	-	(19)
<b>Total other comprehensive income, net of income tax</b>	<b>(22)</b>	<b>12</b>	<b>7</b>	<b>(10)</b>	<b>5</b>	<b>63</b>
<b>11 Total Comprehensive Income (9+10)</b>	<b>2,842</b>	<b>515</b>	<b>1,258</b>	<b>3,357</b>	<b>(1,210)</b>	<b>3,684</b>
<b>12 Paid up Equity Share Capital (Face value of INR 2/- each)</b>	<b>1,453</b>	<b>1,453</b>	<b>1,453</b>	<b>1,453</b>	<b>1,453</b>	<b>1,453</b>
<b>13 Other Equity and Non controlling interest</b>						<b>39,136</b>
<b>14(a) Profit/ (loss) attributable to:</b>						
Owners	2,918	555	1,294	3,473	(1,121)	3,836
Non-controlling interest	(54)	(52)	(43)	(106)	(94)	(215)
	<b>2,864</b>	<b>503</b>	<b>1,251</b>	<b>3,367</b>	<b>(1,215)</b>	<b>3,621</b>
<b>14(b) Other comprehensive income attributable to:</b>						
Owners	(22)	12	7	(10)	5	65
Non-controlling interest	-	-	-	-	-	(2)
	<b>(22)</b>	<b>12</b>	<b>7</b>	<b>(10)</b>	<b>5</b>	<b>63</b>
<b>14(c) Total comprehensive income attributable to: [14(a) + 14(b)]</b>						
Owners	2,896	567	1,301	3,463	(1,116)	3,901
Non controlling Interest	(54)	(52)	(43)	(106)	(94)	(217)
	<b>2,842</b>	<b>515</b>	<b>1,258</b>	<b>3,357</b>	<b>(1,210)</b>	<b>3,684</b>
<b>15 Earnings/ (loss) per share of INR 2/- each:</b> <b>[Refer Note below]</b>						
Basic and Diluted (in INR)	4.11	0.78	1.82	4.90	(1.58)	5.41

**Note:**

Own shares of the Company held by USL Benefit Trust (of which the Company is the sole beneficiary) have been reduced in determining the weighted average outstanding equity shares used in the computation of 'Earnings/ (loss) per share', presented for all the periods in Consolidated Financial Results."

# UNITED SPIRITS LIMITED

A DIAGEO Group Company

'UB Tower', # 24, Vittal Mallya Road, Bangalore - 560 001

Tel +91 80 3985 6500, 2221 0705 | CIN: L01551KA1999PLC024991 | www.diageoindia.com

Unaudited Standalone Statement of assets and liabilities as at September 30, 2021

(INR in Millions)

	As at	As at
	September 30, 2021	March 31, 2021
	Unaudited	Audited
<b>ASSETS</b>		
<b>Non-current assets</b>		
Property, plant and equipment	11,038	11,048
Right-of-use assets	2,398	1,644
Capital work-in-progress	648	781
Intangible assets	274	316
Intangible assets under development	114	84
Financial assets		
Investments in subsidiaries and associate	2,021	2,021
Loans	1,662	1,583
Other financial assets	948	951
Deferred tax assets (net)	1,617	1,711
Current tax assets (net) (Non-current)	10,674	10,367
Other non-current assets	2,591	2,914
<b>Total non-current assets</b>	<b>33,985</b>	<b>33,420</b>
<b>Current assets</b>		
Inventories	22,735	19,810
Financial assets		
Trade receivables	23,239	21,601
Cash and cash equivalents	290	492
Bank balances other than cash and cash equivalents	65	61
Loans	720	863
Other financial assets	1,965	2,189
Other current assets	2,903	2,976
<b>Total current assets</b>	<b>51,917</b>	<b>47,992</b>
<b>Total assets</b>	<b>85,902</b>	<b>81,412</b>
<b>EQUITY AND LIABILITIES</b>		
<b>EQUITY</b>		
Share capital	1,453	1,453
<b>Other equity</b>		
Reserves and surplus	43,250	39,815
<b>Total equity</b>	<b>44,703</b>	<b>41,268</b>
<b>LIABILITIES</b>		
<b>Non-current liabilities</b>		
Financial liabilities		
Lease liabilities	1,457	925
Provisions	81	75
<b>Total non-current liabilities</b>	<b>1,538</b>	<b>1,000</b>
<b>Current liabilities</b>		
Financial liabilities		
Borrowings	4,429	5,556
Lease liabilities	909	653
Trade payables		
(A) total outstanding dues of micro and small enterprises	684	640
(B) total outstanding dues of creditors other than micro and small enterprises	12,916	13,173
Other financial liabilities	1,872	1,921
Provisions	4,730	5,379
Current tax liabilities (net)	2,972	3,225
Other current liabilities	11,149	8,597
<b>Total current liabilities</b>	<b>39,661</b>	<b>39,144</b>
<b>Total liabilities</b>	<b>41,199</b>	<b>40,144</b>
<b>Total Equity and liabilities</b>	<b>85,902</b>	<b>81,412</b>

Note: The comparative balances of certain assets and liabilities as at March 31, 2021 have been regrouped/ reclassified to comply with the requirements of amendments in Schedule III of the Act.

**UNITED SPIRITS LIMITED**  
**A DIAGEO Group Company**  
'UB Tower', # 24, Vittal Mallya Road, Bangalore - 560 001

Tel +91 80 3985 6500, 2221 0705 | CIN: L01551KA1999PLC024991 | www.diageoindia.com

Unaudited Consolidated Statement of Assets and Liabilities as at September 30, 2021

(INR in Millions)

	As at September 30, 2021	As at March 31, 2021
	Unaudited	Audited
<b>ASSETS</b>		
<b>Non-current assets</b>		
Property, plant and equipment	13,089	13,247
Right-of-use assets	2,398	1,644
Capital work-in-progress	775	883
Goodwill	210	210
Other Intangible assets	3,621	3,755
Intangible assets under development	114	84
Investment Property	-	75
Financial assets		
Investments accounted for using equity method	-	-
Other financial assets	1,811	1,813
Deferred tax assets (net)	1,619	1,711
Current tax assets (net) (Non-current)	11,227	10,823
Other non-current assets	2,775	3,095
<b>Total non-current assets</b>	<b>37,639</b>	<b>37,340</b>
<b>Current assets</b>		
Inventories	23,369	20,519
Financial assets		
Trade receivables	24,367	21,872
Cash and cash equivalents	574	778
Bank balances other than cash and cash equivalents	65	61
Loans	21	14
Other financial assets	1,978	2,328
Other current assets	2,464	2,458
<b>Total current assets</b>	<b>52,838</b>	<b>48,030</b>
<b>Total assets</b>	<b>90,477</b>	<b>85,370</b>
<b>EQUITY AND LIABILITIES</b>		
<b>EQUITY</b>		
Share capital	1,453	1,453
<b>Other equity</b>		
Reserves and surplus	43,205	39,745
<b>Equity attributable to the owners of the United Spirits Limited</b>	<b>44,658</b>	<b>41,198</b>
<b>Non-controlling interests</b>	<b>(715)</b>	<b>(609)</b>
<b>Total equity</b>	<b>43,943</b>	<b>40,589</b>
<b>LIABILITIES</b>		
<b>Non-current liabilities</b>		
Financial liabilities		
Borrowings	7	22
Lease liabilities	1,457	925
Provisions	102	96
Deferred tax liabilities	413	261
Other non-current liabilities	80	100
<b>Total non-current liabilities</b>	<b>2,059</b>	<b>1,404</b>
<b>Current liabilities</b>		
Financial liabilities		
Borrowings	7,702	8,745
Lease liabilities	909	653
Trade payables		
(A) total outstanding dues of micro and small enterprises	704	662
(B) total outstanding dues of creditors other than micro and small enterprises	13,996	13,510
Other financial liabilities	1,779	1,998
Provisions	5,156	5,738
Current tax liabilities (net)	2,972	3,225
Other current liabilities	11,257	8,846
<b>Total current liabilities</b>	<b>44,475</b>	<b>43,377</b>
<b>Total liabilities</b>	<b>46,534</b>	<b>44,781</b>
<b>Total Equity and liabilities</b>	<b>90,477</b>	<b>85,370</b>

Note: The comparative balances of certain assets and liabilities as at March 31, 2021 have been regrouped/ reclassified to comply with the requirements of amendments in Schedule III of the Act.

# UNITED SPIRITS LIMITED

## A DIAGEO Group Company

'UB Tower', # 24, Vittal Mallya Road, Bangalore - 560 001

Tel +91 80 3985 6500, 2221 0705 | CIN: L01551KA1999PLC024991 | www.diageoindia.com

Unaudited Standalone Statement of Cash flows for the six months ended September 30, 2021

(INR in Millions)

Particulars	Six months ended	Six months ended
	September 30, 2021	September 30, 2020
	Unaudited	Unaudited
<b>A. CASH FLOW FROM OPERATING ACTIVITIES</b>		
Profit / (loss) before tax	4,322	(821)
<b>Adjustments for</b>		
Depreciation, amortisation and impairment expense	1,209	1,209
Employee share-based payment expense	198	20
Loss allowance on trade receivables and other financial assets (net)	254	571
Provision for doubtful other assets (net)	161	-
Exchange gain (net) on translation of foreign currency monetary assets and liabilities	1	7
Finance costs	184	1,006
Liabilities, provisions no longer required written back	-	(60)
Gain on disposal of property, plant and equipment (net)	(67)	(26)
Interest income	(75)	(129)
Exceptional items, net	359	750
<b>Operating profit before changes in working capital</b>	<b>6,546</b>	<b>2,527</b>
(Increase) / decrease in trade receivables	(1,754)	329
(Increase) / decrease in loans and other financial assets	90	531
(Increase) / decrease in other assets	234	206
(Increase) / decrease in inventories	(2,925)	(3,692)
Increase / (decrease) in trade payables	(439)	1,341
Increase / (decrease) in other financial liabilities	(351)	(91)
Increase / (decrease) in other liabilities	2,552	6,543
Increase / (decrease) in provisions	(712)	218
<b>Cash generated from operations</b>	<b>3,241</b>	<b>7,912</b>
Refunds / (payments) of income taxes (net)	(1,370)	594
<b>Net cash generated from operating activities (A)</b>	<b>1,871</b>	<b>8,506</b>
<b>B. CASH FLOW FROM INVESTING ACTIVITIES</b>		
Purchase of property, plant and equipment and intangible assets	(597)	(727)
Proceeds from sale of property, plant and equipment and assets held for sale	76	60
Loans given to subsidiaries	(1,030)	(221)
Repayment of loans by subsidiaries	1,099	905
Interest received	65	212
Remittance upon liquidation of a subsidiary	89	-
Proceeds from disposal of investment in associate	5	-
<b>Net cash inflow / (outflow) from investing activities (B)</b>	<b>(293)</b>	<b>229</b>
<b>C. CASH FLOW FROM FINANCING ACTIVITIES</b>		
Net repayment of working capital loans	(1,127)	(7,803)
Repayment of principal component of lease liabilities	(473)	(413)
Interest paid on lease liabilities	(64)	(78)
Interest paid on borrowings	(116)	(329)
<b>Net cash inflow / (outflow) from financing activities (C)</b>	<b>(1,780)</b>	<b>(8,623)</b>
<b>Net increase / (decrease) in cash and cash equivalents [D = A+B+C]</b>	<b>(202)</b>	<b>112</b>
<b>Cash and cash equivalents as at the beginning of the period (E)</b>	<b>492</b>	<b>271</b>
Effects of exchange rate changes on cash and cash equivalents	0	0
Net increase / (decrease) in cash and cash equivalents	(202)	112
<b>Cash and cash equivalents as at the end of the period [D+E]</b>	<b>290</b>	<b>383</b>

# UNITED SPIRITS LIMITED

## A DIAGEO Group Company

'UB Tower', # 24, Vittal Mallya Road, Bangalore - 560 001

Tel +91 80 3985 6500, 2221 0705 | CIN: L01551KA1999PLC024991 | www.diageoindia.com

Unaudited Consolidated Statement of Cash flows for the six months ended September 30, 2021

(INR in Millions)

Particulars	Six months ended September 30, 2021	Six months ended September 30, 2020
	Unaudited	Unaudited
	<b>A. CASH FLOW FROM OPERATING ACTIVITIES</b>	
Profit / (loss) before tax	4,415	(1,153)
<b>Adjustments for</b>		
Depreciation, amortisation and impairment expense	1,506	1,432
Employee share-based payment expense	198	20
Loss allowance on trade receivables and other financial assets (net)	254	571
Provision for doubtful other assets (net)	161	-
Exchange gain (net) on translation of assets and liabilities	(10)	-
Finance costs	323	1,113
Liabilities, provisions no longer required written back	-	(60)
Gain on disposal of property, plant and equipment (net)	(67)	(26)
Interest income	(46)	(63)
Share of net (profit)/loss in associate accounted for using equity method	-	8
Exceptional items, net	448	750
<b>Operating profit before changes in working capital</b>	<b>7,182</b>	<b>2,592</b>
(Increase) / decrease in trade receivables	(2,612)	266
(Increase) / decrease in loans and other financial assets	202	571
(Increase) / decrease in other assets	196	14
(Increase) / decrease in inventories	(2,850)	(3,430)
Increase / (decrease) in trade payables	475	1,673
Increase / (decrease) in other financial liabilities	(659)	(89)
Increase / (decrease) in other liabilities	2,387	6,838
Increase / (decrease) in provisions	(764)	256
<b>Cash generated from operations</b>	<b>3,557</b>	<b>8,691</b>
Refunds / (payments) of income taxes (net)	(1,460)	718
<b>Net cash generated from operating activities (A)</b>	<b>2,097</b>	<b>9,409</b>
<b>B. CASH FLOW FROM INVESTING ACTIVITIES</b>		
Purchase of property, plant and equipment and intangible assets	(702)	(801)
Proceeds from sale of property, plant and equipment and assets held for sale	-	60
Proceeds from disposal of associate	5	-
Proceeds from sale of investment property	74	-
Interest received	46	63
<b>Net cash inflow / (outflow) from investing activities (B)</b>	<b>(577)</b>	<b>(678)</b>
<b>C. CASH FLOW FROM FINANCING ACTIVITIES</b>		
Net repayment of working capital loans	(893)	(7,817)
Proceeds from current borrowings	3,130	80
(Repayment) of current borrowings	(3,280)	-
Repayment of principal component of lease liabilities	(473)	(413)
Interest paid on lease liabilities	(64)	(78)
Repayment of deferred sales tax liability	(23)	(21)
Interest paid on borrowings	(121)	(436)
<b>Net cash inflow / (outflow) from financing activities (C)</b>	<b>(1,724)</b>	<b>(8,685)</b>
<b>Net increase / (decrease) in cash and cash equivalents [D = A+B+C]</b>	<b>(204)</b>	<b>46</b>
<b>Cash and cash equivalents as at the beginning of the period (E)</b>	<b>778</b>	<b>661</b>
Effects of exchange rate changes on cash and cash equivalents	0	0
Net increase / (decrease) in cash and cash equivalents	(204)	46
<b>Cash and cash equivalents as at the end of the period [D+E]</b>	<b>574</b>	<b>707</b>

## United Spirits Limited

### Notes to the Unaudited Standalone and Consolidated Statements of Financial Results for the quarter and six months ended September 30, 2021

1. United Spirits Limited ('the Company' or 'the Holding Company') is engaged in the business of manufacture, purchase and sale of beverage alcohol and other allied spirits, including through tie-up manufacturing units and through strategic franchising of some of its brands in certain states. In addition, Royal Challengers Sports Private Limited, a subsidiary of the Company, holds the right to the Royal Challengers Bangalore (RCB) cricket franchise of the Indian Premier League (IPL).

The Executive Committee of the Company which has been identified as the Chief Operating Decision Maker of the Company assesses performance and allocates resources for the business of the Group as a whole and hence the management considers Group's business activities as a single operating segment.

2. The consolidated results include the following subsidiaries and a trust controlled by the Company ('the Group'):

#### Indian subsidiaries:

- Pioneer Distilleries Limited ("PDL")
- Royal Challengers Sports Private Limited
- Sovereign Distilleries Limited
- Tern Distilleries Private Limited (up to January 27, 2021)

#### Overseas subsidiaries:

- Asian Opportunities and Investments Limited
- Liquidity, Inc. (up to December 18, 2020)
- McDowell & Co. (Scotland) Limited
- Montrose International S.A ("Montrose") (ceased to be a subsidiary w.e.f. April 16, 2021) [Refer Note 4(b)(ii)]
- UB Sports Management Overseas Limited (merged with Palmer Investment Group Limited w.e.f. July 15, 2020)
- Palmer Investment Group Limited
- Shaw Wallace Overseas Limited
- United Spirits (Great Britain) Limited
- United Spirits (Shanghai) Trading Company Limited
- United Spirits Singapore Pte Ltd
- United Spirits (UK) Limited
- USL Holdings Limited
- USL Holdings (UK) Limited

#### Trust controlled by the Company:

- USL Benefit Trust

The consolidated results also include the Group's share of total comprehensive income (comprising profit / loss for the period and other comprehensive income) of the following associate company:

- Hip Bar Private Limited (till August 3, 2021) [Refer Note 6]

3. These Standalone and Consolidated Statements of Financial Results have been prepared in accordance with the applicable Indian Accounting Standards notified under Section 133 of the Companies Act, 2013 (the "Act") [Companies (Indian Accounting Standards) Rules, 2015 (as amended)] and other accounting principles generally accepted in India.



**Notes to the Standalone and Consolidated Statements of Financial Results for the quarter and six months ended September 30, 2021 – Contd.**

**4. Historical Matters**

**(a) Additional Inquiry**

As disclosed in each of the annual financial statements commencing from year ended March 31, 2017, upon completion of an inquiry into past improper transactions which was completed in April 2015 ('Initial Inquiry') and which identified references to certain additional parties and certain additional matters, the former MD & CEO, pursuant to the direction of the Board of Directors, had carried out an additional inquiry into past improper transactions ('Additional Inquiry') which was completed in July 2016. The Additional Inquiry prima facie identified transactions indicating actual and potential diversion of funds from the Company and its Indian and overseas subsidiaries to, in most cases, Indian and overseas entities that appear to be affiliated or associated with the Company's former non-executive chairman, Dr. Vijay Mallya, and other potentially improper transactions. All amounts identified in the Additional Inquiry have been provided for or expensed in the financial statements of the Company or its subsidiaries in prior periods. At this stage, it is not possible for the management to estimate the financial impact on the Company, if any, arising out of potential non-compliance with applicable laws in relation to such fund diversions. There have been no developments during the six months ended September 30, 2021.

**(b) Overseas Subsidiaries Rationalisation**

As disclosed in each of the annual financial statements commencing from year ended March 31, 2019, in relation to its subsidiaries and pursuant to its strategic objective of divesting non-core assets, the Company has reviewed its subsidiaries' operations, obligations, and compliances, and as approved by the Board has made plans for their rationalisation through sale, liquidation or merger ("Rationalisation Process").

- i. The Company had sought approval of regulatory authorities for liquidating its wholly owned subsidiaries, USL Holdings Limited (including its three wholly owned step-down overseas subsidiaries USL Holdings (UK) Limited, United Spirits (UK) Limited and United Spirits (Great Britain) Limited). The Board has approved liquidation of Asian Opportunities and Investments Limited, McDowell & Co. (Scotland) Limited, Shaw Wallace Overseas Limited and United Spirits Singapore Pte Ltd, for which the Company is in the process of seeking regulatory approvals for liquidating the said subsidiaries. The Board has also approved the merger of Palmer Investment Group Limited with the Company. On December 01, 2020, the Company received a no-objection letter from the Reserve Bank of India (RBI), for the liquidation of United Spirits (Shanghai) Trading Company Limited and has initiated the liquidation proceedings of this subsidiary, in Shanghai.

The completion of the above liquidations and merger are subject to regulatory and other approvals (in India and overseas). During this Rationalisation Process, if any historical non-compliances are established, the Company will consult with its legal advisors, and address any such issues including, if necessary, considering filing appropriate compounding applications with the relevant authorities. At this stage, it is not possible for the management to estimate the financial impact on the Company, if any, arising out of potential non-compliances with applicable laws, if established.

- ii. On December 01, 2020, the Company received a no-objection letter from the Reserve Bank of India (RBI) for the liquidation of Montrose. Montrose has been liquidated effective April 16, 2021 and an intimation to that effect has been received from the regulatory authorities at Panama on May 5, 2021. Subsequent to the liquidation an amount of INR 89 million has been repatriated to the Company, which has been accounted as income and presented as an exceptional item in the Statement of Standalone Financial Results for the six months ended September 30, 2021. Also refer Note 7.

## United Spirits Limited

### Notes to the Standalone and Consolidated Statements of Financial Results for the quarter and six months ended September 30, 2021 – Contd.

- iii. Consequent to the above, the financial results of the following subsidiaries have been prepared and consolidated on a liquidation basis (i.e. “break up” basis) (i) USL Holdings Limited, (ii) USL Holdings (UK) Limited, (iii) United Spirits (UK) Limited, (iv) United Spirits (Great Britain) Limited, (v) McDowell & Co. (Scotland) Limited, (vi) Shaw Wallace Overseas Limited (vii) United Spirits (Shanghai) Trading Company Limited (viii) Asian Opportunities and Investments Limited and (ix) United Spirits Singapore Pte Ltd. Accordingly, assets and liabilities of such subsidiaries have been recognised as current at their fair values that approximate to their carrying values as at September 30, 2021. Such re-measurement did not have any material impact on the consolidated financial results.

#### (c) Loan to United Breweries (Holdings) Limited ('UBHL')

As disclosed in each of the annual financial statements commencing from year ended March 31, 2015, the Company had pre-existing loans/ deposits/ advances/ accrued interest that were due to the Company and its subsidiaries from UBHL and its subsidiaries aggregating to INR 13,374 million and that were consolidated into, and recorded as, an unsecured loan through an agreement entered into between the Company and UBHL on July 3, 2013 ('Loan Agreement'). The Company has already made provision in prior financial years for the entire principal amount due, of INR 13,374 million, and for the accrued interest of INR 846 million up to March 31, 2014. The Company has not recognised interest income on said loan after March 31, 2014 which cumulatively amounts to INR 9,309 million up to September 30, 2021. The Company has offset payable to UBHL under the trademark agreement amounting to INR 74 million for the six months ended September 30, 2021, and consequently, the corresponding provision for loan has been reversed to 'Loss allowance on trade receivables and other financial assets (net)'. The cumulative offset up to September 30, 2021 amounted to INR 2,062 million.

Since UBHL had defaulted on its obligations under the Loan Agreement, the Company sought redressal of disputes and claims through arbitration under the terms of the Loan Agreement. On April 8, 2018, the arbitral tribunal passed a final award against the Company. The reasons for this adverse award were disputed by the Company, and the Company had obtained leave from the High Court of Karnataka to file a challenge against this arbitral award. The Company has on July 6, 2018 filed the petition challenging the said award before the Jurisdictional Court in Bangalore (the "Court"). The Court has issued notice pursuant thereto on the Official Liquidator and the hearing has commenced. Notwithstanding the arbitration award, based on management assessment supported by an external legal opinion, the Company continues to offset payable to UBHL under the trademark agreement against the balance of loan receivable from UBHL. During the quarter ended March 31, 2021, the Official Liquidator and the Company exchanged certain correspondences. Thereafter, there have been no further developments with respect to this matter.

#### (d) Excess managerial remuneration

As disclosed in each of the annual financial statements commencing from year ended March 31, 2015, the managerial remuneration for the financial year ended March 31, 2015 aggregating INR 153 million to the former Executive Director and Chief Financial Officer ('ED & CFO'), was approved by the shareholders at the annual general meeting of the Company held on September 30, 2014. The aforesaid remuneration includes amounts paid in excess of the limits prescribed under the provisions of Schedule V to the Act, by INR 134 million. Accordingly, the Company applied for the requisite approval from the Central Government for such excess remuneration which was not approved, and the Company had sought Central Government to reconsider approving the waiver of excess remuneration paid. In light of the findings from the Additional Inquiry, by its letter dated July 12, 2016, the Company withdrew its application for approval of excess remuneration paid to the former ED & CFO and has filed a civil suit before the jurisdictional court to recover the sums from the former ED & CFO during the quarter ended March 31, 2017. Thereafter, there have been no further material developments with respect to this matter.

## United Spirits Limited

### Notes to the Standalone and Consolidated Statements of Financial Results for the quarter and six months ended September 30, 2021 – Contd.

#### (e) Regulatory notices and communications

The Company has previously received letters and notices from various regulatory and other government authorities as follows:

- i. as disclosed in each of the annual financial statements commencing from year ended March 31, 2016, from the Securities Exchange Board of India ('SEBI'), in relation to the Initial Inquiry, Additional Inquiry, and matters arising out of the Agreement dated February 25, 2016, entered into by the Company with Dr. Vijay Mallya to which the Company has responded. No further communications have been received thereafter;
- ii. as disclosed in each of the annual financial statements commencing from year ended March 31, 2016, from the Ministry of Corporate Affairs ('MCA') in relation to its inspection conducted under Section 206(5) of the Companies Act, 2013 during the year ended March 31, 2016 and subsequent show cause notices alleging violation of certain provisions of the Companies Act, 1956 and Companies Act, 2013, to which the Company had responded. The Company had also received a letter dated October 13, 2017 from the Registrar of Companies, Karnataka (the 'Registrar') inviting the Company's attention to the compounding provisions of the Companies Act, 1956 and Companies Act, 2013 following the aforesaid show cause notices. During the year ended March 31, 2018, the Company had filed applications for compounding of offences with the Registrar in relation to three show cause notices, applications for adjudication with the Registrar in relation to two show cause notices, and requested the Registrar to drop one show cause notice based on expert legal advice received. During the quarter ended September 30, 2020, the Company had received an order on the adjudication applications for aforesaid two show cause notices and complied with the said order. During the quarter ended March 31, 2021, the Company had received an order on compounding application for one of the aforesaid show cause notices and has complied with the said order. The penalty and compounding fees arising out of adjudication applications and compounding application are not material. The Company is awaiting a response from the Registrar on the remaining applications. The management is of the view that the financial impact arising out of compounding/ adjudication of these matters will not be material to the Company's results.
- iii. as disclosed in each of the annual financial statements commencing from year ended March 31, 2016, from the Directorate of Enforcement ('ED') in connection with Agreement dated February 25, 2016, entered into by the Company with Dr. Vijay Mallya and investigations under the Foreign Exchange Management Act, 1999 and Prevention of Money Laundering Act, 2002, to which the Company had responded. No further communications have been received thereafter;
- iv. as disclosed in each of the annual financial statements commencing from year ended March 31, 2017, from the Company's authorised dealer banks in relation to certain queries from the Reserve Bank of India ('RBI') with regard to: (A) remittances made in prior years by the Company to its overseas subsidiaries to which the Company has responded to; (B) past acquisition of the Whyte and Mackay group to which the Company has responded to; (C) clarifications/ queries received from the Authorised Dealer from time to time on Annual Performance Reports ('APR') for prior years; to which the Company is in the process of responding and (D) compliances relating to the Company's overseas Branch office, which the Company has duly responded to.

There have been no developments during the six months ended September 30, 2021.

## United Spirits Limited

### Notes to the Standalone and Consolidated Statements of Financial Results for the quarter and six months ended September 30, 2021 – Contd.

#### (f) Dispute with IDBI Bank Limited

As disclosed in each of the annual financial statements commencing from year ended March 31, 2015, during the year ended March 31, 2014, the Company decided to prepay a term loan taken from IDBI Bank Limited (the “bank”) in earlier years which was secured by certain property, plant and equipment and brands of the Company as well as by a pledge of certain shares of the Company held by the USL Benefit Trust (of which the Company is the sole beneficiary). The Company deposited a sum of INR 6,280 million, including prepayment penalty of INR 40 million, with the bank and instructed the bank to debit the amount from its cash credit account towards settlement of the loan and release the assets and shares pledged by the Company. The bank, however, disputed the prepayment, following which the Company filed a writ petition (“WP”) in November 2013 before the Hon’ble High Court of Karnataka challenging the actions of the bank.

In February 2016, following the original maturity date of the loan, the Company received a notice from the bank seeking to recall the loan and demanding a sum of INR 459 million on account of outstanding principal, accrued interest and other amounts as also further interest till the date of settlement. This notice was challenged by the Company by way of a separate application filed in the pending writ proceedings. The Hon’ble High Court of Karnataka, by an order passed in the said application, directed that, subject to the Company depositing INR 459 million with the bank in a suspense account, the bank should not deal with any of the secured assets including the shares until disposal of the writ petition. The Company deposited the full amount, and the bank was restrained from dealing with any of the secured assets.

In June 2019, a single judge bench of the Hon’ble High Court of Karnataka issued an order dismissing the writ petition filed by the Company, amongst other reasons, on the basis that the matter involved an issue of breach of contract by the Company and was therefore not maintainable in exercise of the court’s writ jurisdiction. The Company disputed the Order and filed an appeal against this order before a division bench of the Hon’ble High Court of Karnataka. During the quarter ended September 30, 2019, the division bench of the Hon’ble High Court of Karnataka reinstated the interim order in the writ petition, thereby granting a stay on the disposal of the secured assets of the Company by the bank. On January 13, 2020, the division bench of the Hon’ble High Court of Karnataka admitted the writ appeal and extended the interim stay.

Based on management assessment supported by external legal opinions, the Company continues to believe that it has a strong case on merits and therefore continues to believe that the aforesaid amount of INR 459 million remains recoverable from the bank.

In a separate proceeding before the Debt Recovery Tribunal (DRT), Bengaluru, initiated by a consortium of banks (including the bank) for recovery of the loans advanced by the bank to Kingfisher Airlines Limited (KAL), the bank filed an application for attachment of the pledged shares belonging to USL Benefit Trust. DRT dismissed the said application of the bank. During the quarter ended September 30, 2017, the bank filed an ex-parte appeal before the Debt Recovery Appellate Tribunal (‘DRAT’), Chennai against the order of the DRT. During the quarter ended December 31, 2017, following an application by the Company, DRAT has issued an Order impleading the Company in the proceedings. The bank’s appeal is pending for final hearing by DRAT.

There have been no developments with respect to this matter during the six months ended September 30, 2021.

## United Spirits Limited

### Notes to the Standalone and Consolidated Statements of Financial Results for the quarter and six months ended September 30, 2021 – Contd.

#### (g) Difference in yield of certain non-potable intermediates and associated process losses

As disclosed in each of the annual financial statements commencing from year ended March 31, 2019, the Company came across information suggesting continuing past practices that may have resulted in yields of certain non-potable intermediates and associated process losses in the liquor manufacturing process being higher than what has been reported to the relevant regulatory authorities (the 'Authorities') as per the records being maintained in certain plants (the 'Affected Plants').

With prior information to and engagement with the Authorities, the Company also engaged independent third-party experts to undertake a physical verification of the inventory of intermediates on a sample basis in the Affected Plants and shared these reports with the Authorities. Based on the understanding/discussion with such Authorities and advice received from external legal counsels, the Company has discharged/ provided the amounts of financial obligation (which were determined to be not material) in the financial statements.

Under the direction of the board of directors, the management had engaged an independent law firm to conduct a review of past practices in this area and during the quarter ended June 30, 2019, has taken appropriate action, where a violation of the company's code of business conduct had occurred.

There have been no developments with respect to this matter during the six months ended September 30, 2021. Management will continue to monitor developments, if any, in this matter.

#### (h) Developments in Relation to Past Claims from a Customer

In April 2021, a customer notified the Company that it was stopping further payment until pending issues of recovery were resolved. The customer was seeking to review a settled issue regarding differential trade terms, which the Company had voluntarily disclosed to the customer, and in relation to which all recovery claims made by the customer had been fully settled. This was disclosed in detail in the annual financial statements for the years ended March 31, 2017 and March 31, 2018. In June 2021, the customer confirmed that the matter of original recovery was settled (which reaffirms the Company's view), made an additional claim amounting to INR 480 million and committed to resume payments. The Company has responded to the customer and discussions are ongoing with respect to this additional claim. Further to this latest communication, the Company has made a provision of INR 353 million (net), which has been presented as an exceptional item in the Standalone and Consolidated Results for the six months ended September 30, 2021. The Company does not expect any further claim from the customer in relation to this matter. Also refer note 7.

### 5. Proposed merger of Pioneer Distilleries Limited with United Spirits Limited

The Board of Directors ("Board") of PDL and of the Company at their meetings held on December 2, 2019 considered and approved a scheme of amalgamation and arrangement (the "Scheme") in relation to the proposed merger of PDL with the Company under Sections 230 – 232 and other applicable provisions of the Companies Act, 2013 and the rules thereunder. Upon completion of the merger, the non-promoter shareholders of PDL will receive 10 equity shares of the Company (face value of INR 2 each) for every 47 equity shares of PDL (face value of INR 10 each), held by them as on the record date. Post the merger, the Company's issued capital is expected to expand by 712,138 shares and the revised shareholding of Relay BV (the holding company, a subsidiary of Diageo plc) in the Company will change from 55.94% to 55.88%. The Scheme is subject to the receipt of requisite approvals from the relevant statutory authorities. The BSE Limited and the National Stock Exchange of India Limited have issued their no-objection to the draft scheme and related documents filed, vide observation letters dated October 21, 2020 and October 22, 2020, respectively. The Company, jointly with PDL, has filed an application under Sections 230 to 232 of the Companies Act, 2013 on November 27, 2020 with the National Company Law Tribunal, Bangalore ("NCLT"), and again an Interlocutory Application was filed before NCLT on April 7, 2021. Based on the order of the NCLT received on August 18, 2021, the Company and PDL convened meetings of their

## United Spirits Limited

### Notes to the Standalone and Consolidated Statements of Financial Results for the quarter and six months ended September 30, 2021 – Contd.

respective equity shareholders, and the Company also convened a meeting of its unsecured creditors, on September 30, 2021. The Scheme was approved with requisite majority at these meetings. Subsequently, a joint petition to sanction the Scheme has been filed by USL and PDL with the NCLT on October 02, 2021.

The impact of the above merger will be given effect in the financial results upon approval of the Scheme by the NCLT and completion of the required regulatory filings.

#### 6. Disposal of shares held in Hip Bar Private Limited

On 3<sup>rd</sup> August 2021, a share purchase agreement has been executed with Hip Bar Private Limited for sale of the entire stake of the Company [Equity Shares (4,567,568 Nos.) and Compulsory Convertible Preference Shares (1,950,000 Nos.)] in Hip Bar Private Limited for INR 5.2 million. Amount received on account of disposal amounting to INR 5.2 million has been presented as gain on disposal of associate under Exceptional item. Pursuant to the sale, the Company has also received all rights, title, and interest in the trademarks 'CloudBar' and 'BarOnTheCloud' from Hip Bar Private Limited, which have been valued at INR Nil. Also refer note 7.

#### 7. Exceptional items

Sl. No	Description	Amount in INR Million			
		Quarter ended September 30, 2021 Income / (Expense)		Six months ended September 30, 2021 Income / (Expense)	
		Standalone	Consolidated	Standalone	Consolidated
1	Remittance upon liquidation of a subsidiary [Refer Note 4(b)(ii)]	-	-	89	-
2	Commitment towards support for improving healthcare infrastructure [Refer Note 8]	-	-	(100)	(100)
3	Provision for claim from a customer (net) [Refer Note 4(h)]	-	-	(353)	(353)
4	Gain on disposal of associate [Refer Note 6]	5	5	5	5
	<b>Total</b>	<b>5</b>	<b>5</b>	<b>(359)</b>	<b>(448)</b>

#### 8. Impact of Covid-19

Once the lockdown due to Covid-19 pandemic was lifted in May 2020, Management had taken appropriate actions to scale up the Group's manufacturing to the levels prior to Covid-19 across all locations. Both off-trade and on-trade sales also gradually resumed across the country. Temporary disruptions have occurred from time to time during the pendency of curfew or lockdown restrictions, including as a result of the surge in the spread of Covid-19 in India during the quarter ended June 30, 2021.

The Group has a prudent liquidity risk management policy for maintenance of required cash and / or has access to funds through adequate unutilised sanctioned borrowing limits from banks and is confident of servicing its debt obligations as they fall due. Based on the management's assessment, no material impact on the carrying amounts of current and non-current assets (including financial assets) is expected. The Group had assessed its existing controls and internal financial reporting processes and made appropriate changes, as required, in view of the situation arising due to Covid-19 pandemic. Group continues to review its contracts/ arrangements and does not expect any material impact on account of non-fulfilment of the obligations by any party.



## United Spirits Limited

### Notes to the Standalone and Consolidated Statements of Financial Results for the quarter and six months ended September 30, 2021 – Contd.

Management has considered various internal and external information available up to the date of approval of financial results in assessing the impact of Covid-19 pandemic on the Standalone and Consolidated Financial Results for the quarter and six months ended September 30, 2021. The Company continues to maintain a positive outlook for the remainder of the financial year and will continue to monitor changes in future economic conditions.

With a surge in the spread of the Covid-19 pandemic in India during the quarter ended June 30, 2021, the Company has committed to spend INR 100 million towards improving health infrastructure of Government hospitals and institutions. The amount of INR 100 million has been recorded and presented as an exceptional item in the Statements of Standalone and Consolidated Financial Results for the six months ended September 30, 2021. Also refer Note 7.

9. The Company has initiated a strategic review of selected brands in the Company's "Popular" segment of brands, continuing the strategy towards long-term profitable growth through premiumising the company's portfolio. The Company's Popular portfolio comprises around 30 brands and the strategic review focuses on approximately half of this portfolio by volume. This review does not include the McDowell's or Director's Special trademarks. The strategic review is expected to be completed by December 31, 2021. The Company believes that there is no impact on account of this strategic review on the Standalone and Consolidated Financial Results for the quarter and six months ended September 30, 2021.
10. During the quarter, for indirect tax related matters, the company has accounted for net provision reversal of INR 766 million based on a favourable order and certain jurisdictional assessments. This has resulted in a charge in 'Cost of materials' consumed amounting to INR 208 million, a credit to 'Other expenses' amounting to INR 750 million and a credit to 'Finance costs' amounting to INR 224 million.

The Company has recognized a provision of INR 300 million as 'Loss allowance on trade receivables and other financial assets' on overdue corporation receivables in the State of Andhra Pradesh basis management assessment.

11. Advertisement and Sales Promotion expenses amounting of INR 85 million for the quarter ended September 30, 2020, INR 132 million for the six months ended September 30, 2020 and INR 232 million for the year ended March 31, 2021 have been reclassified to Other expenses to conform with the current period's presentation and to enhance the comparability of the results.
12. The Statement of Standalone and Consolidated Financial Results for the quarter and six months ended September 30, 2021, the Standalone and Consolidated Statements of Assets and Liabilities as at September 30, 2021 and the Standalone and Consolidated Statement of Cash Flows for the six months ended September 30, 2021 have been reviewed by the Audit Committee of the Company and approved by the Board of Directors of the Company at their meetings held on October 27, 2021.

DIBYENDU  
MAJUMDER

Digitally signed by  
DIBYENDU  
MAJUMDER  
Date: 2021.10.27  
14:51:16 +05'30'

Place: Bengaluru  
Date: October 27, 2021

By authority of the Board

HINA  
NAGARAJAN

Digitally signed  
by HINA  
NAGARAJAN  
Date: 2021.10.27  
14:21:15 +05'30'

Hina Nagarajan  
Managing Director and Chief Executive Officer

# Price Waterhouse & Co Chartered Accountants LLP

## Review Report

To  
The Board of Directors  
United Spirits Limited  
UB Tower  
#24 Vittal Mallya Road  
Bengaluru 560 001

- 1) We have reviewed the unaudited consolidated financial results of United Spirits Limited (hereinafter referred to as the “Holding Company”), its subsidiaries and a trust controlled by it (together referred to as the “Group”), and its associate company (refer Note 2 to the Unaudited Consolidated Financial Results) for the quarter and six months ended September 30, 2021 which are included in the accompanying ‘Unaudited Consolidated Statement of Financial Results for the quarter and six months ended September 30, 2021, the ‘Unaudited Consolidated Statement of Assets and Liabilities as at September 30, 2021 and the ‘Unaudited Consolidated Statement of Cash Flows for the six months ended September 30, 2021’ together with the notes thereon (hereinafter referred to as the “Consolidated Financial Results”). The Consolidated Financial Results is being submitted by the Holding Company pursuant to the requirement of Regulation 33 of the SEBI (Listing Obligations and Disclosure Requirements) Regulations, 2015, as amended (“Listing Regulations”).
- 2) This Consolidated Financial Results, which is the responsibility of the Holding Company’s Management and has been approved by the Holding Company’s Board of Directors, has been prepared in accordance with the recognition and measurement principles laid down in Indian Accounting Standard 34 “Interim Financial Reporting” (“Ind AS 34”), prescribed under Section 133 of the Companies Act, 2013, and other accounting principles generally accepted in India. Our responsibility is to express a conclusion on the Consolidated Financial Results based on our review.
- 3) We conducted our review of the Consolidated Financial Results in accordance with the Standard on Review Engagements (SRE) 2410 “Review of Interim Financial Information Performed by the Independent Auditor of the Entity”, issued by the Institute of Chartered Accountants of India. This Standard requires that we plan and perform the review to obtain moderate assurance as to whether the Consolidated Financial Results is free of material misstatement. A review of interim financial information consists of making inquiries, primarily of persons responsible for financial and accounting matters, and applying analytical and other review procedures. A review is substantially less in scope than an audit conducted in accordance with Standards on Auditing and consequently does not enable us to obtain assurance that we would become aware of all significant matters that might be identified in an audit. Accordingly, we do not express an audit opinion.
- 4) We also performed procedures in accordance with the circular issued by the SEBI under Regulation 33 (8) of the Listing Regulations to the extent applicable.

---

Price Waterhouse & Co Chartered Accountants LLP, 5th Floor, Tower D, The Millenia, 1&2 Murphy road, Ulsoor, Bangalore, Karnataka – 560008  
T: +91 (80) 4079 5000, F: +91 (80) 4079 5222

Registered office and Head Office: Plot No. Y-14, Block-EP, Sector-V, Salt Lake Electronic Complex, Bidhan Nagar, Kolkata - 700 091

Price Waterhouse & Co. (a Partnership Firm) Converted into Price Waterhouse & Co Chartered Accountants LLP (a Limited Liability Partnership with LLP identity no: LLPINAAC-4362) with effect from July 7, 2014. Post its conversion to Price Waterhouse & Co Chartered Accountants LLP, its ICAI registration number is 304026E/E-300009 (ICAI registration number before conversion was 304026E)



# Price Waterhouse & Co Chartered Accountants LLP

5) The Consolidated Financial Results includes the results of the following entities:

## **Indian subsidiaries**

- Pioneer Distilleries Limited
- Royal Challengers Sports Private Limited
- Sovereign Distilleries Limited
- Tern Distilleries Private Limited (ceased to be a subsidiary with effect from January 27, 2021)

## **Overseas subsidiaries**

- Asian Opportunities and Investments Limited
- Liquidity, Inc. (ceased to be a subsidiary with effect from December 18, 2020)
- McDowell & Co. (Scotland) Limited
- Montrose International S.A (liquidated on April 16, 2021)
- Palmer Investment Group Limited
- Shaw Wallace Overseas Limited
- UB Sports Management Overseas Limited (merged with Palmer Investment Group Limited with effect from July 15, 2020)
- United Spirits (Great Britain) Limited
- United Spirits (Shanghai) Trading Company Limited
- United Spirits Singapore Pte Ltd
- United Spirits (UK) Limited
- USL Holdings Limited
- USL Holdings (UK) Limited

## **Trust controlled by the Company**

- USL Benefit Trust

The Consolidated Financial Results also include the Group's share of total comprehensive income (comprising profit for the period and other comprehensive income) of the following associate company:

- Hip Bar Private Limited (ceased to be an associate with effect from August 3, 2021)

6) Based on our review conducted and procedures performed as stated in paragraphs 3 and 4 above, nothing has come to our attention that causes us to believe that the accompanying Consolidated Financial Results has not been prepared in all material respects in accordance with the recognition and measurement principles laid down in the aforesaid Indian Accounting Standard and other accounting principles generally accepted in India and has not disclosed the information required to be disclosed in terms of Regulation 33 of the Listing Regulations, including the manner in which it is to be disclosed, or that it contains any material misstatement.

## Price Waterhouse & Co Chartered Accountants LLP

- 7) We draw your attention to the following matters:
- a) As explained in Note 4(a) to the Consolidated Financial Results, upon completion of the Initial Inquiry which identified references to certain Additional Parties and certain Additional Matters, the former MD & CEO of the Holding Company, pursuant to the direction of the Board of Directors of the Holding Company, had carried out an Additional Inquiry that revealed transactions indicating actual and potential diversion of funds from the Holding Company and its Indian and overseas subsidiaries to, in most cases, Indian and overseas entities that appear to be affiliated or associated with the Holding Company's erstwhile non-executive Chairman and other potentially improper transactions. The amounts identified in the Additional Inquiry have been fully provided for or expensed by the Holding Company and/or its subsidiaries in earlier periods. Management is currently unable to estimate the financial impact on the Holding Company, if any, arising from potential non-compliances with applicable laws in respect of the above.
  - b) As explained in Note 4(b)(i) to the Consolidated Financial Results, the Group has commenced the rationalization process for divestment/ liquidation/ merger of certain overseas subsidiaries including step down subsidiaries. The completion of the above process is subject to regulatory and other approvals (in India and overseas). At this stage, it is not possible for the management to estimate the financial impact on the Holding Company, if any, arising out of potential historical non-compliances with applicable laws, if established.
  - c) As explained in Note 4(b)(iii) to the Consolidated Financial Results, consequent to the rationalisation process initiated by the Group in respect of 9 overseas subsidiaries including step down subsidiaries, the financial results of such subsidiaries included in the Consolidated Financial Results have been prepared on a liquidation basis. Accordingly, the assets and liabilities of such subsidiaries have been recognized as current at their fair values that approximate their carrying values as at September 30, 2021.
  - d) As explained in Note 4(d) to the Consolidated Financial Results, the Managerial remuneration for the year ended March 31, 2015 included an amount paid in excess of the limit prescribed under the provisions of Schedule V to the Act by INR 134 million to the former Executive Director and Chief Financial Officer (ED & CFO) of the Holding Company. The Holding Company has initiated steps, including by way of filing a suit for recovery before the jurisdictional court, to recover such excess remuneration from the former ED & CFO of the Holding Company.
  - e) Note 4(e) to the Consolidated Financial Results, which describes the various regulatory notices and communications received from Securities Exchange Board of India ('SEBI'), Ministry of Corporate Affairs ('MCA')/ Registrar of Companies, Karnataka (the 'Registrar'), Directorate of Enforcement ('ED') to which the Holding Company has responded to and communications received from the Holding Company's authorised dealer banks ('AD') to which the Holding Company has responded to/ is in the process of responding.
  - f) Note 4(f) to the Consolidated Financial Results which describes the uncertainty relating to the final outcome of litigations with a bank ("the bank") that continues to retain the pledge of certain assets of the Holding Company and of the Holding Company's shares held by USL Benefit Trust (of which the Holding Company is the sole beneficiary) despite the Holding Company prepaying the term loan to that bank along with the prepayment penalty and further depositing an additional sum of INR 459 million demanded by the bank and as directed by the Hon'ble High Court of Karnataka (the "Court"). Based on management assessment supported by external legal opinions, the Holding Company has disclosed the aforesaid amount of INR 459 million under Other Non-current financial assets as recoverable from the bank pending the final outcome of the litigation. In a separate proceeding before the Debt Recovery Appellate Tribunal, the bank's appeal against the judgement awarded by Debt Recovery Tribunal in favour of the Holding Company in respect of attachment of the aforesaid pledged shares for recovery of the loans advanced by the bank to Kingfisher Airlines Limited is pending disposal.

## Price Waterhouse & Co Chartered Accountants LLP

- g) As explained in Note 4(g) to the Consolidated Financial Results, the Holding Company, during the year ended March 31, 2019, came across information suggesting continuing past practices resulting in differences in reporting to the relevant Regulatory Authorities of yields of certain non-potable intermediates and associated process losses in the liquor manufacturing process. Related actions taken and monitoring of future development by the Holding Company in this respect have been described in the said note.
- 8) The Consolidated Financial Results includes the financial results of 11 subsidiaries and a trust controlled by the Group which have not been reviewed by their auditors and whose financial results reflect total assets of INR 274 million and net assets of INR 254 million as at September 30, 2021, total revenue of Nil, total net profit/(loss) after tax of INR 5 million and INR (1) million and total comprehensive income/(loss) of INR 5 million and INR (1) million for the quarter and six months ended September 30, 2021, respectively, and cash outflows (net) of INR 9 million for the six months ended September 30, 2021. The Consolidated Financial Results also includes the Group's share of net profit after tax of Nil and total comprehensive income of Nil for the quarter and six months ended September 30, 2021, respectively, in respect of an associate company, based on its financial information which has not been reviewed by their auditors. According to the information and explanations given to us by the Management, the financial information of the aforesaid subsidiaries, a trust and an associate company are not material to the Group.

Our conclusion on the Consolidated Financial Results is not modified in respect of the matters described in paragraphs 7 and 8 above.

For Price Waterhouse & Co Chartered Accountants LLP  
Firm Registration Number: 304026E/ E-300009  
Chartered Accountants

DIBYENDU MAJUMDER  
Digitally signed by  
DIBYENDU MAJUMDER  
Date: 2021.10.27  
14:53:46 +05'30'

Dibyendu Majumder  
Partner  
Membership Number: 057687  
UDIN: 21057687AAAABZ5533

Place: Bengaluru  
Date: October 27, 2021

# Price Waterhouse & Co Chartered Accountants LLP

## Review Report

To  
The Board of Directors  
United Spirits Limited  
UB Tower  
#24 Vittal Mallya Road  
Bengaluru – 560 001

1. We have reviewed the unaudited financial results of United Spirits Limited (the “Company”) for the quarter and six months ended September 30, 2021 which are included in the accompanying ‘Unaudited Standalone Statement of Financial Results for the quarter and six months ended September 30, 2021’, the ‘Unaudited Standalone Statement of Assets and Liabilities as at September 30, 2021’ and the ‘Unaudited Statement of Cash Flows for the six months ended September 30, 2021’ together with the notes thereon (the “Standalone Financial Results”). The Standalone Financial Results has been prepared by the Company pursuant to Regulation 33 of the SEBI (Listing Obligations and Disclosure Requirements) Regulations, 2015, as amended (the “Listing Regulations”).
2. This Standalone Financial Results, which is the responsibility of the Company’s Management and approved by the Board of Directors, has been prepared in accordance with the recognition and measurement principles laid down in Indian Accounting Standard 34 “Interim Financial Reporting” (“Ind AS 34”), prescribed under Section 133 of the Companies Act, 2013, and other accounting principles generally accepted in India. Our responsibility is to express a conclusion on the Standalone Financial Results based on our review.
3. We conducted our review of the Standalone Financial Results in accordance with the Standard on Review Engagements (SRE) 2410 “Review of Interim Financial Information Performed by the Independent Auditor of the Entity”, issued by the Institute of Chartered Accountants of India. This Standard requires that we plan and perform the review to obtain moderate assurance as to whether the Standalone Financial Results is free of material misstatement. A review of interim financial information consists of making inquiries, primarily of persons responsible for financial and accounting matters, and applying analytical and other review procedures. A review is substantially less in scope than an audit conducted in accordance with Standards on Auditing and consequently does not enable us to obtain assurance that we would become aware of all significant matters that might be identified in an audit. Accordingly, we do not express an audit opinion.
4. Based on our review conducted as above, nothing has come to our attention that causes us to believe that the Standalone Financial Results has not been prepared in all material respects in accordance with the recognition and measurement principles laid down in the aforesaid Indian Accounting Standard and other accounting principles generally accepted in India and has not disclosed the information required to be disclosed in terms of Regulation 33 of the Listing Regulations, 2015 including the manner in which it is to be disclosed, or that it contains any material misstatement.
5. We draw your attention to the following matters:
  - a) As explained in Note 4(a) to the Standalone Financial Results, upon completion of the Initial Inquiry, which identified references to certain Additional Parties and certain Additional Matters, the former MD & CEO, pursuant to the direction of the Board of Directors, had carried out an Additional Inquiry that revealed transactions indicating actual and potential diversion of funds from the Company and its Indian and overseas subsidiaries to, in most cases, Indian and overseas entities that appear to be affiliated or associated with the Company’s erstwhile non-executive Chairman and other potentially improper transactions. The amounts identified in the Additional Inquiry have been fully provided for or expensed by the Company and/or its subsidiaries in earlier periods. Management is currently unable to estimate the financial impact on the Company, if any, arising from potential non-compliances with applicable laws in respect of the above.

---

Price Waterhouse & Co Chartered Accountants LLP, 5th Floor, Tower D, The Millenia, 1&2 Murphy road, Ulsoor, Bangalore, Karnataka – 560008  
T: +91 (80) 4079 5000, F: +91 (80) 4079 5222

Registered office and Head Office: Plot No. Y-14, Block-EP, Sector-V, Salt Lake Electronic Complex, Bidhan Nagar, Kolkata - 700 091

Price Waterhouse & Co. (a Partnership Firm) Converted into Price Waterhouse & Co Chartered Accountants LLP (a Limited Liability Partnership with LLP identity no: LLPINAAC-4362) with effect from July 7, 2014. Post its conversion to Price Waterhouse & Co Chartered Accountants LLP, its ICAI registration number is 304026E/E-300009 (ICAI registration number before conversion was 304026E)

# Price Waterhouse & Co Chartered Accountants LLP

- b) As explained in Note 4(b)(i) to the Standalone Financial Results, the Company has commenced the rationalisation process for divestment/ liquidation/ merger of certain overseas subsidiaries including step down subsidiaries. The completion of the above process is subject to regulatory and other approvals (in India and overseas). At this stage, it is not possible for the management to estimate the financial impact on the Company, if any, arising out of potential historical non compliances with applicable laws, if established.
- c) As explained in Note 4(d) to the Standalone Financial Results, the Managerial remuneration for the year ended March 31, 2015 included an amount paid in excess of the limit prescribed under the provisions of Schedule V to the Act by INR 134 million to the former Executive Director and Chief Financial Officer (ED & CFO). The Company has initiated steps, including by way of filing a suit for recovery before the jurisdictional court, to recover such excess remuneration from the former ED & CFO.
- d) Note 4(e) to the Standalone Financial Results, which describes the various regulatory notices and communications received from Securities Exchange Board of India ('SEBI'), Ministry of Corporate Affairs ('MCA')/ Registrar of Companies, Karnataka (the 'Registrar'), Directorate of Enforcement ('ED') to which the Company has responded to and communication received from the Company's authorised dealer banks ('AD') to which the Company has responded to/ is in the process of responding.
- e) Note 4(f) to the Standalone Financial Results, which describes the uncertainty relating to the final outcome of litigations with a bank ("the bank") that continues to retain the pledge of certain assets of the Company and of the Company's shares held by USL Benefit Trust (of which the Company is the sole beneficiary) despite the Company prepaying the term loan to that bank along with the prepayment penalty and further depositing an additional sum of INR 459 million demanded by the bank and as directed by the Hon'ble High Court of Karnataka (the "Court"). Based on management assessment supported by external legal opinions, the Company has disclosed the aforesaid amount of INR 459 million under Other Non-current financial assets as recoverable from the bank pending the final outcome of the litigation. In a separate proceeding before the Debt Recovery Appellate Tribunal, the bank's appeal against the judgement awarded by Debt Recovery Tribunal in favour of the Company in respect of attachment of the aforesaid pledged shares for recovery of the loans advanced by the bank to Kingfisher Airlines Limited is pending disposal.
- f) As explained in Note 4(g) to the Standalone Financial Results, the Company, during the year ended March 31, 2019, came across information suggesting continuing past practices resulting in differences in reporting to the relevant Regulatory Authorities of yields of certain non-potable intermediates and associated process losses in the liquor manufacturing process. Related actions taken and monitoring of future development by the Company in this respect have been described in the said note.

Our conclusion is not modified in respect of the matters described in paragraph 5 above.

For Price Waterhouse & Co Chartered Accountants LLP  
Firm Registration Number: 304026E/ E-300009  
Chartered Accountants

DIBYENDU  
MAJUMDER

Digitally signed by  
DIBYENDU MAJUMDER  
Date: 2021.10.27 15:10:00  
+05'30'

Dibyendu Majumder  
Partner

Membership Number: 057687  
UDIN: 21057687AAAAABY4213

Place: Bengaluru  
Date: October 27, 2021



# UNITED SPIRITS LIMITED

## PRESS RELEASE

Unaudited financial results for the quarter ended 30 September 2021  
(Standalone only)



## Strong growth in net sales underpins improved business momentum

### Second quarter performance highlights:

- Reported net sales increased 14%, reflecting a strong quarter. Off-trade gained momentum after the second wave of the Covid-19 pandemic; On-trade continues to gradually recover with the easing of restrictions.
- Prestige & Above segment net sales grew 20.8%. Delivered high double digit Scotch whisky growth during the quarter.
- Popular segment net sales remain flat compared to the same quarter of the previous year.
- Gross margin was 44.2%, up 207bps on reported basis and 190bps on under-lying basis. Rising inflationary pressure on COGS and a one-off tax provision was offset by improved mix management, continued focus on productivity and lapping the benefit of a one-off inventory provision in the prior year.
- Reported EBITDA (Rs. 426 Crores) increased 57.9% and margins increased by 483 bps due to gross margin enhancement, lapping a one-off expense in the prior year and a net one-off tax reversal in the current quarter. Excluding the one-offs, underlying EBITDA was up 194 bps from 14.5% to 16.4%. Advertising & Sales Promotion was 7.3% of sales and the investment behind brand building was back to normal levels after a Covid impacted muted Q1.
- Interest includes one-off reversal benefit of non-debt interest related charge. Underlying interest expense was Rs 21 Crores, down 59% vs prior year, driven primarily by debt and interest rate reduction.
- Profit after tax was Rs. 274 Crores, up 113% and PAT margin was 11.2%.

### First half performance highlights

- Reported net sales increased 27.9% lapping weak prior year comparators.
- Prestige & Above segment net sales increased 32.4%. The growth was driven by resilient consumer demand and positive mix.
- Popular segment net sales increased 20.4% within which the priority states increased 17%.
- Gross margin was 44.4%, up 239bps primarily due to improved sales mix, productivity benefits from everyday cost efficiencies and a benefit from lapping a one-off inventory provision.
- A&P re-investment rate was 6.4% of sales. There has been gradual upweight in brand spending in second quarter to support growth opportunities with easing of trade restrictions and arrival of the peak season.
- Reported EBITDA was Rs. 593 Crores, up 209%. Reported EBITDA margin was 14.6%, up 856 bps primarily due to gross margin enhancement, operating leverage and lapping one-offs in prior year. Excluding the one-off, underlying EBITDA was up 668 bps.
- Reported interest cost was Rs.18 Crores, down 82% driven by debt and interest rate reduction and one-off reversal.
- Exceptional item includes a one-off provision towards an additional demand in relation to a historical customer dispute.
- Tax includes a one-off reversal of 19.2 Crores.
- Profit after tax was Rs. 342 Crores and PAT margin was 8.4%.

### Ms Hina Nagarajan, CEO, commenting on the quarter ended 30 September 2021 said:

“We have delivered a strong quarter and the performance underpins improved momentum across the business. The business has emerged stronger from the pandemic and our people have responded with pace, agility, and creativity to seize the opportunities in the marketplace.

The quarter witnessed the roll out of the renovated consumer bundles of Black Dog and Signature Whisky in select states to an encouraging response. We also launched Royal Challenge American Pride, a unique offering in the country with Bourbon, Scotch and select Indian malts & grain spirits.

We are focused on sustaining the growth momentum while working on Revenue Management and productivity initiatives across the value chain to counter the rising inflation trend being experienced while exiting the quarter.

Our portfolio, with recent innovations and renovations, is well-positioned to capitalize on the rapidly growing premiumization in the category and we remain committed to profitable growth and long-term value to all our stakeholders.”

**Key performance indicators**

		F22 Q2	F22 Q1	F22 H1
<b>Net sales</b>	<i>Rs. Crores</i>	<b>2447</b>	1,615	<b>4,062</b>
<b>Reported Turnover growth</b>	%	<b>14.0</b>	56.8	<b>27.9</b>
<b>Gross profit</b>	<i>Rs. Crores</i>	<b>1082</b>	720	<b>1,802</b>
<b>Gross profit margin</b>	%	<b>44.2</b>	44.6	<b>44.4</b>
<b>EBITDA</b>	<i>Rs. Crores</i>	<b>426</b>	168	<b>593</b>
<b>EBITDA margin</b>	%	<b>17.4</b>	10.4	<b>14.6</b>
<b>PAT</b>	<i>Rs. Crores</i>	<b>273</b>	69	<b>343</b>
<b>PAT</b>	%	<b>11.2</b>	4.3	<b>8.4</b>

**For the six months ended 30 September 2021**
**Summary financial information**

		F22 H1	F21 H1	Movement %
<b>Volume</b>	<i>000 cases</i>	<b>36,277</b>	<b>29,629</b>	22
<b>Net sales</b>	<i>Rs. Crores</i>	<b>4,062</b>	<b>3,176</b>	28
COGS	<i>Rs. Crores</i>	<b>(2260)</b>	<b>(1843)</b>	23
<b>Gross profit</b>	<i>Rs. Crores</i>	<b>1802</b>	<b>1333</b>	35
Staff cost	<i>Rs. Crores</i>	<b>(354)</b>	<b>(260)</b>	36
Marketing spends	<i>Rs. Crores</i>	<b>(262)</b>	<b>(222)</b>	18
Other Overheads	<i>Rs. Crores</i>	<b>(593)</b>	<b>(659)</b>	(10)
<b>EBITDA</b>	<i>Rs. Crores</i>	<b>593</b>	<b>192</b>	209
Other Income	<i>Rs. Crores</i>	<b>14</b>	<b>22</b>	(37)
Depreciation	<i>Rs. Crores</i>	<b>(121)</b>	<b>(121)</b>	0
<b>EBIT</b>	<i>Rs. Crores</i>	<b>487</b>	<b>93</b>	421
Interest	<i>Rs. Crores</i>	<b>(18)</b>	<b>(101)</b>	(82)
<b>PBT before exceptional items</b>	<i>Rs. Crores</i>	<b>468</b>	<b>(7)</b>	6608
Exceptional items	<i>Rs. Crores</i>	<b>(36)</b>	<b>(75)</b>	(52)
<b>PBT</b>	<i>Rs. Crores</i>	<b>432</b>	<b>(82)</b>	626
Tax	<i>Rs. Crores</i>	<b>(90)</b>	<b>(5)</b>	1769
<b>PAT</b>	<i>Rs. Crores</i>	<b>343</b>	<b>(87)</b>	494

**Key performance indicators as a % of net sales (reported):**

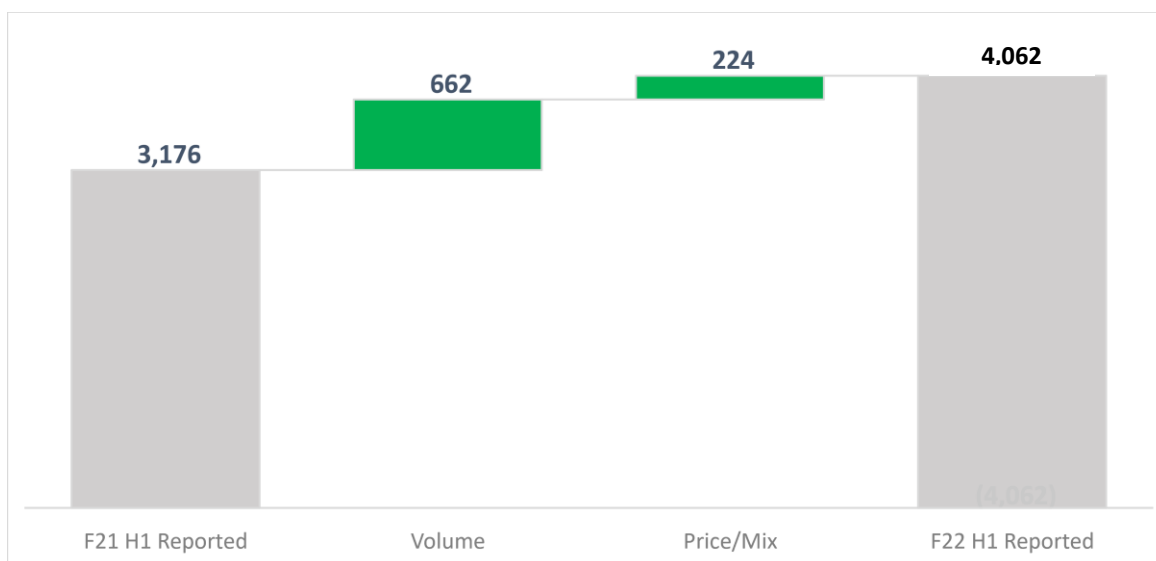
		F22 H1	F21 H1	Movement bps
Gross profit	%	<b>44.4</b>	42.0	239
Staff cost	%	<b>(8.7)</b>	(8.2)	(51)
Marketing spends	%	<b>(6.4)</b>	(7.0)	55
Other Overheads	%	<b>(14.6)</b>	(20.7)	613
EBITDA	%	<b>14.6</b>	6.0	856
PAT	%	<b>8.4</b>	(2.7)	1117
Basic earnings per share	<i>rupees</i>	<b>4.7</b>	(1.2)	5.9
Earnings per share before exceptional items	<i>rupees</i>	<b>6.4</b>	(0.1)	6.5

The company in compliance with Schedule III of the Companies Act, 2013 has reported revenue from operations inclusive of excise duty.

<sup>1</sup> Marketing spends amounting of INR 85 million for the quarter ended September 30, 2020, INR 132 million for the six months ended September 30, 2020 have been reclassified to Other expenses to conform with the current period's presentation and to enhance the comparability of the results.



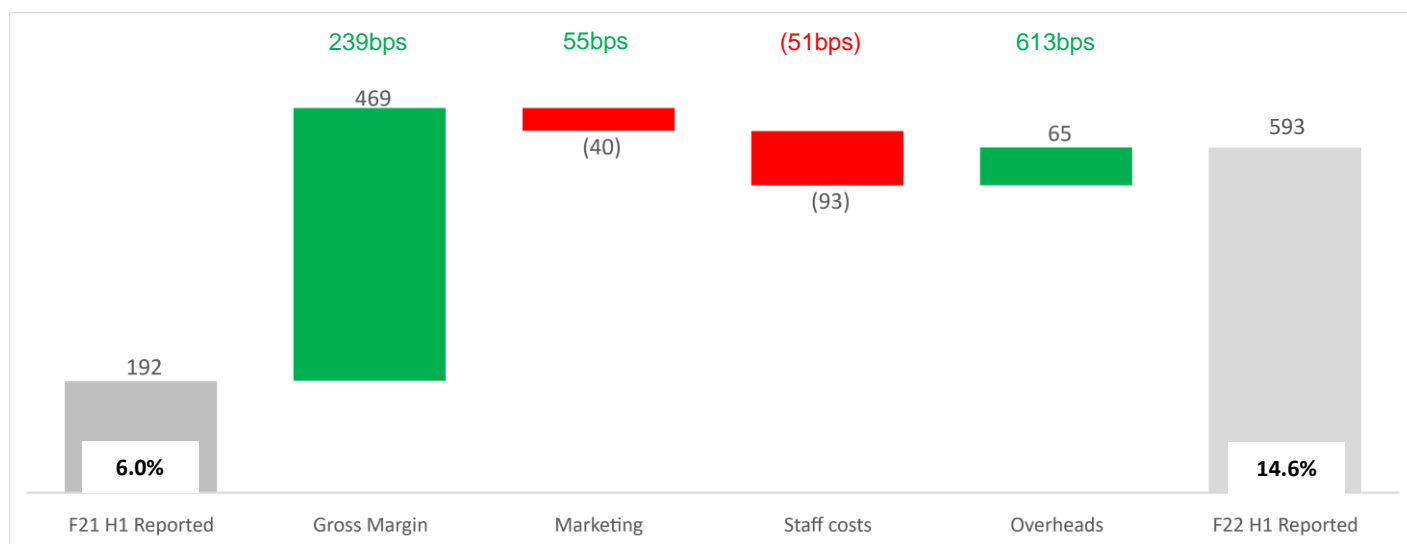
**Net sales (Rs. Crores)**



Reported net sales increased 27.9% in the first half. This double digit topline growth reflects improvement in trade conditions, improved mix, excellent execution in off-trade channel and gradual on-trade recovery. The initial restrictions on on-premise establishments and consumer behavioural shifts impacted the balance between the on- and off-premise occasion in first half of this fiscal. Net Sales of Prestige & Above segment increased 32.4% while net sales of Popular segment increased 20.4%.

Overall volume increased 22.4% with expansion of 23.1% in Prestige & Above segment, marginally outpacing Popular segment volume expansion of 21.7%. Underlying price/mix for the half year was favourable 5.46%, mainly due to good momentum in Scotch performance and favourable brand mix.

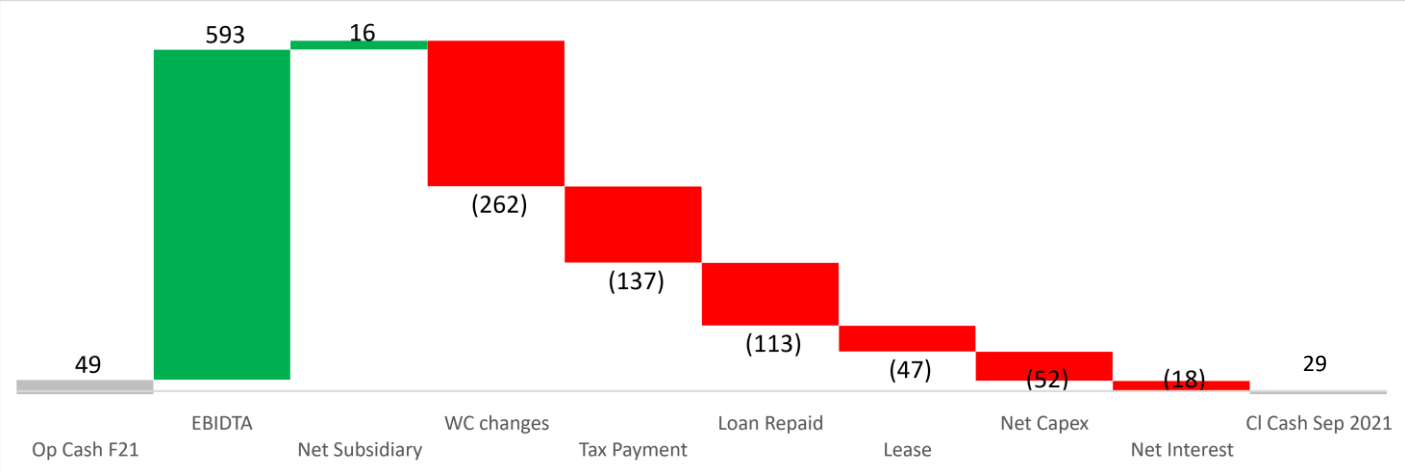
**EBITDA (Rs. Crores, %, bps)**



Reported EBITDA (Rs. 593 Crores) increased 209% for the first half of year and margin increased by 856 bps.

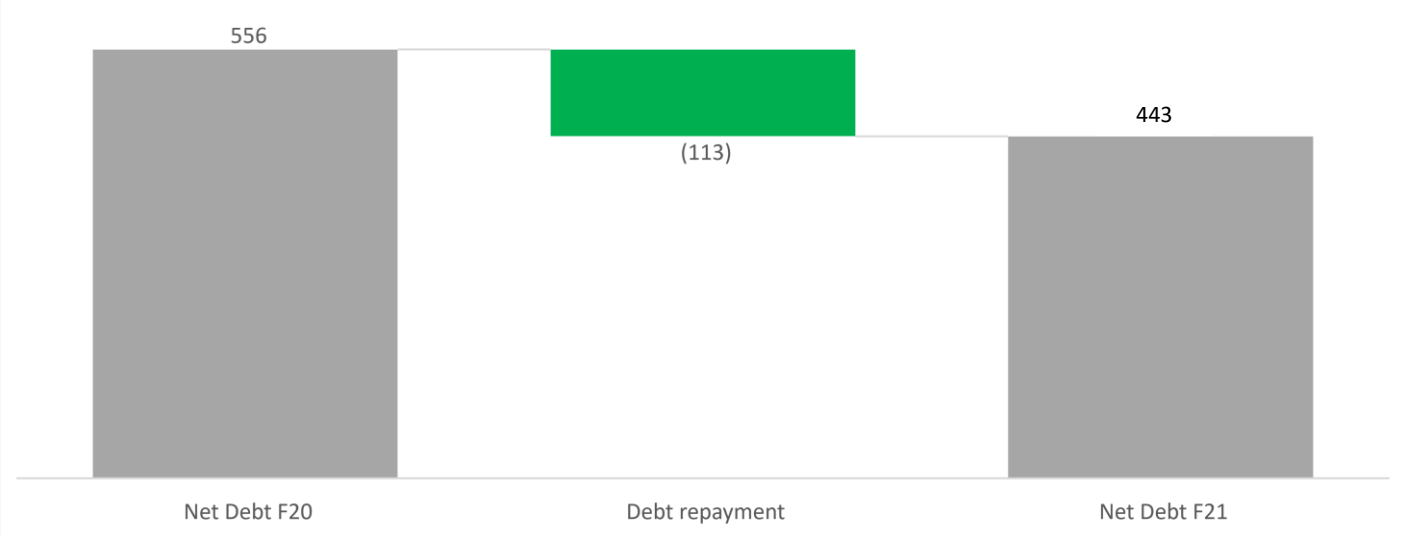
Gross profit increase of Rs. 469 Crores was predominantly volume & mix led, aided by productivity initiatives and a deflated base of Q1FY21 due to the Covid-19 slump. Reported staff cost was at 8.7% of sales, up 51bps while other overheads were at 14.6% down 613bps due to cost consciousness drive and relatively better operating leverage. Controlled and effective marketing investments were limited to activities which could give tangible results amidst restricted operating environment. On-premise channel activation was impacted due to initial state wide lockdowns and regulated on-trade environment.

**Movement in cash (Rs. Crores)**



Cash closed at Rs. 29 Crores for the first half of the year. The half year witnessed excellent cash flow generation driven by growth in EBITDA. 44% of profit was invested in working capital to support strong business delivery and 22% was converted into free cashflow for the repayment of debt and interest. Capex was primarily focused on asset care, productivity, support core growth and health and safety.

**Movement in debt (Rs. Crores)**



Closing net debt was Rs. 443 Crores. The company repaid its short term borrowings amounting to Rs. 113 Crores during the first half of the year. This reduction in debt together with a favourable mix helped reduce total interest costs by 41%.

## SEGMENT AND BRAND REVIEW

For the quarter and six months ended 30 September 2021

### Key segments:

#### For the six months ended 30 September 2021

	Volume				Net Sales			
	F22 H1 Reported '000 cs	F21 H1 Reported '000 cs	Reported movement %	Underlying movement %	F22 H1 Reported Rs. Cr.	F21 H1 Reported Rs. Cr.	Reported movement %	Underlying movement %
P&A	19,387	15,754	23.1	23.1	2910	2197	32.4	32.4
Popular	16,890	13,875	21.7	21.7	1117	927	20.4	20.4
Other					35	51	(32.1)	(32.1)
<b>TOTAL</b>	<b>36,277</b>	<b>29,629</b>	<b>22.4</b>	<b>22.4</b>	<b>4062</b>	<b>3176</b>	<b>27.9</b>	<b>27.9</b>

#### For the quarter ended 30 September 2021

	Volume				Net Sales			
	F22 Q2 Reported '000 cs	F21 Q2 Reported '000 cs	Reported movement %	Underlying movement %	F22 Q2 Reported Rs. Cr.	F21 Q2 Reported Rs. Cr.	Reported movement %	Underlying movement %
P&A	11,418	10,763	6.1	6.1	1833	1518	20.8	20.8
Popular	9,129	9,094	0.4	0.4	614	614	0.0	0.0
Other					(0)	14	(100.9)	(100.9)
<b>TOTAL</b>	<b>20,548</b>	<b>19,857</b>	<b>3.5</b>	<b>3.5</b>	<b>2447</b>	<b>2146</b>	<b>14.0</b>	<b>14.0</b>

- The **Prestige & Above segment** accounted for 72% of net sales during the first half of the year, up 245pts compared to same period last year. Prestige & Above segment net sales increased 32.4% during the first half of the year due to weak prior period comparators. During the first half of the year, our Premium & Luxury portfolio grew faster than the Prestige portfolio led by our premiumisation efforts. Within the Scotch portfolio, Johnnie Walker, Black & White and J&B showed robust growth.
- The **Popular segment** accounted for 28% of net sales during the first half of the year, down 170ppt compared to same period last year. The Popular segment net sales grew 20.4% during the first half. Net sales of Popular segment in Priority states grew 17% during the first half of this year.

**Cautionary statement concerning forward-looking statements**

This document contains ‘forward-looking’ statements. These statements can be identified by the fact that they do not relate only to historical or current facts. In particular, forward-looking statements include all statements that express forecasts, expectations, plans, outlook and projections with respect to future matters, including trends in results of operations, margins, growth rates, overall market trends, the impact of changes in interest or exchange rates, the availability or cost of financing to United Spirits Limited (“USL”), anticipated cost savings or synergies, expected investments, the completion of USL’s strategic transactions and restructuring programmes, anticipated tax rates, expected cash payments, outcomes of litigation, anticipated deficit reductions in relation to pension schemes and general economic conditions. By their nature, forward-looking statements involve risk and uncertainty because they relate to events and depend on circumstances that will occur in the future. There are a number of factors that could cause actual results and developments to differ materially from those expressed or implied by these forward-looking statements, including factors that are outside USL’s control. USL neither intends, nor assumes any obligation, to update or revise these forward-looking statements in the light of any developments which may differ from those anticipated.

<b>Investor enquiries to:</b>	Richa Periwal	+91 98 3695 5288	<a href="mailto:richa.periwal@diageo.com">richa.periwal@diageo.com</a>
<b>Media enquiries to:</b>	Pratyusha Sarkar	+91 91 6727 9880	<a href="mailto:pratyusha.sarkar@diageo.com">pratyusha.sarkar@diageo.com</a>

## STRATEGY REFRESH & SEPTEMBER QUARTER RESULTS WEBCAST

The Company will host its Strategy refresh presentation and September quarter results conference call by way of a webcast on **Thursday, 28 October 2021** at **11:30 am** IST. The event will begin at 11:30 am IST with a presentation by Ms. Hina Nagarajan, Managing Director and Chief Executive Officer, Pradeep Jain, Chief Financial Officer and Abanti Sankaranarayanan, Chief Strategy & Corporate Affairs Officer. The presentation will be followed by a live Q&A session and the event will finish no later than 1:30 pm IST.

You could use the participant link below to view the presentation and listen to the webcast. You can submit your questions via chat option on the webcast or ask directly.

A transcript of the presentation and the conference call will be available for download latest by 1<sup>st</sup> November 2021 at [www.diageoindia.com](http://www.diageoindia.com).

### Participant Link

<https://links.ccwebcast.com/?EventId=USL20211028>