

NAVA BHARAT VENTURES LIMITED

NAVA BHARAT CHAMBERS, RAJ BHAVAN ROAD, HYDERABAD-500082, TELANGANA, INDIA

NAVA BHARAT

NBV/SECTL/821 /2019-20

March 13, 2020

Listing Department
National Stock Exchange of India Limited
Exchange Plaza, 5th Floor,
Plot No.C/1, G Block
Bandra Kurla Complex, Bandra (E)
MUMBAI – 400 051
NSE Symbol : 'NBVENTURES'

Dept. of Corporate Services
BSE Limited
Phiroze Jeejeebhoy Towers,
Dalal Street
MUMBAI – 400 001
Scrip Code : '513023'/'NBVENTURE'

Dear Sirs,

Sub : Operational data of Sugar Division for the month of March, 2020.

Ref : Regulation 30 of SEBI (LODR) Regulations, 2015.

--o0o--

Please find enclosed the operational data of the Company's Sugar Division for the month of March, 2020 (end of season) which is being submitted to South Indian Sugar Mills Association (SISMA).


The above figures have not been independently verified or audited. As such, the final figures after audit may vary.

Kindly take the same on record and acknowledge the receipt.


Thanking you,

Yours faithfully,
for Nava Bharat Ventures Limited

VSN Raju
Company Secretary
& Vice President



Encl : as above.



NAVA BHARAT VENTURES LIMITED

SUGAR DIVISION, SAMALKOT - 533 440, EAST GODAVARI DIST., A.P.

OPERATIONAL DATA OF THE COMPANY'S SUGAR DIVISION FOR THE MONTH OF Mar.2020 (RT 7C)
Monthly Manufacturing Report No - 4

Season: 2019-2020

Name & Address of Factory :

NAVA BHARAT VENTURES LTD,
SUGAR DIVISION, Samalkot - 533 440.
East Godavari District.
3013

Regd.No. of Factory

Clarification Process Used:

Double Sulphitation

SL.No	PARTICULARS	For the month	Since Beginning of Season
1	CANE CRUSHING:		
	Date & Time of Commencement of Season	06.12.2019 at 9:30am	
	Date & Time of Closing of Season	04.03.2020 at 6:30pm	
	Duration of Run Days	4	90
	Total No.of hours in duration of run	86.30	2145.00
	No.of hours actual crushing	71.45	1927.40
	Total Cane Milled (Qtls)	62450.14	2327850.14
2	Juice & Added Water:		
	Average gross mixed juice % Cane	105.70	102.54
	Correction % mixed juice	0.25	0.25
	Average net mixed juice % Cane	105.44	102.28
	Total net mixed juice obtained (Qtls)	65844.98	2380882.82
	Average added water % Cane	33.00	30.46
3	SUGARS:		
	Total Sugar bagged (no.of 100kg bags)	0.00	0.00
	Total Sugar bagged (no.of 50kg bags)	15320.00	425820.00
	* BISS Sugar Qtls (Available sugars)	0.00	0.00
	Qty of White sugar bagged (qtls)	7660.00	212910.00
	Qty of sugar in process (a) (qtls) (+)	0.00	0.00
	Total Sugar made (qtls)	7660.00	212910.00
	Sugar recovered from previous month process	3032.79	0.00
	Sugar recovered from previous seasons process	0.00	46.46
	sugar recovered from previous season's - C-SUGAR	0.00	292.17
	sugar recovered from previous season's -Wet &damaged sugar	0.00	1870.08
	Total net Sugar made (qtls)	4627.21	210701.30
4	B-Heavy MOLASSES:		
	Total B-Heavy molasses sent out to Dist.(qtls)	5939.90	129000.00
	Total Final molasses sent out (qtls)	0	0
	Qty of molasses in process (A) (qtls) (+)	0.00	0.00
	Total molasses produced (qtls)	5939.90	129000.00
	Molasses recoverd from previous month process	2096.489	0.000
	Molasses recovered from previous season's process	0.000	74.529
	Molasses recovered from previous season's C-SUGAR (qtls)	0.000	7.421
	Molasses recovered from Wet & Damaged sugar (qtls)	0.000	51.707
	Total net molasses produced (qtls)	3843.41	128866.34
5	RECOVERY:		
	Average recovery of sugar % cane with B-heavy diverted	7.41	9.05
	Average recovery of sugar % cane (FRP) as per revised Guidelines	8.26	9.93
	Average production of B-HEAVY molasses % cane	6.15	5.54
6	Bagasse percent cane	27.30	27.92
	Filter cake percent cane	4.77	4.57
	Gross weight of mixed juice (qtls)	66010.00	2386850.00
	Weight of Dirt mixed juice (qtls)	165.02	5967.18

* BISS sugar contains more than 90% sucrose.



Telephone : (0884) 2327384, 2327584, Fax : (0884) 2327587
E-mail : nbvlsd@nbv.in Website : www.nbventures.com
Corporate Identity No. : L27101AP1972PLC001549

ISO 9001 ISO 14001 OHSAS 18001

S.No.	PARTICULARS	For the	Since Beginning	
		month	of Season	
7	ANALYSIS			
	CANE	Sugar percent	9.98	11.83
		Fibre percent	12.88	14.01
	Primary juice	Sugar percent	13.41	13.84
		Brix percent	16.55	16.72
		Purity	81.03	82.80
	Mixed Juice	Sugar percent	9.12	11.20
		Brix percent	11.40	13.84
		Purity	80.00	80.93
	Last Juice	Sugar percent	1.30	1.34
		Brix percent	1.74	1.77
		Purity	74.71	75.71
	Clarified Juice	Sugar percent	11.21	11.35
		Brix percent	13.92	13.87
		Purity	80.53	81.82
	UnSulphered Syrup	Sugar percent	45.67	50.63
		Brix percent	56.29	60.96
		Purity	81.13	83.05
	Sulphered Syrup +A2 Heavy	Sugar percent	47.44	53.10
		Brix percent	57.87	53.83
		Purity	81.98	83.19
	Masseccuite	A1 Brix percent	91.77	91.91
		Purity	85.07	85.17
		A2 Brix percent	91.68	91.52
		Purity	95.52	93.62
		B Brix percent	94.28	94.62
		Purity	70.45	71.25
		C Brix percent	-	-
		Purity	-	-
	Molasses (B)			
	A1 Heavy	Brix percent	78.77	79.01
		Purity	70.15	70.83
	A2 Heavy	Brix percent	74.18	74.46
		Purity	90.68	89.55
	A Light	Brix percent	65.68	69.23
		Purity	93.67	92.78
	B Heavy	Brix percent	71.95	87.62
		Purity	47.97	47.89
	C Light	Brix percent	-	-
		Purity	-	-
	Sugars (Average)	Sugar Percent (c)	99.80	99.80
	Moisture percent(by Moister analyzer)		0.09	0.09
	Final Molasses (B-Heavy)	Sugar Percent	34.51	41.96
		Brix percent	71.95	87.62
		Purity	47.97	47.89
	Bagasse	Sugar Percent	1.35	1.36
		Water Percent	51.01	48.03
		Fibre Percent	47.19	50.18
	Filter Cake	Sugar Percent	1.72	1.74
	Boiled Feed Water	pH	9.00	9.00
	Boiled Feed Water	Temparature Deg C	105.00	105.00
	Clear Juice	Temparature Deg C	96.00	96.00



8	Qty. of other materials Used 18-19 Season. Scrapings	HL	90.00	
	Wet & Damaged sugar	Qtls	1926.00	
	C-Sugar	Qtls	300.00	

9 ANALYSIS OF OTHER MATERIALS USED SINCE BEGINING OF THE SEASON

	Wet & Damaged Sug	C-Sugar	Scrapings
Sugar percent:	98.21	98.41	52.5
Brix percent:	99.40	99.50	75.00
Purity S.G. :	98.80	98.90	70.00
Available Sugar - Qtls	1870.075	292.172	46.456
Available Molasses - Qtls	51.707	7.421	74.456

10 STOCK IN PROCESS AS ON: 11-03-2020 @4.00AM

Basis:

Bh.M Brix 85.85 Pty 48.20


SL. N	PARTICULARS	HL	BRIX	PURITY	AVAILABLE Sugar - QTLS	MOLASSES OTLS
a)	juice(clear)	0	-	-	0	0
b)	Syrup	0	-	-	0	0
c)	Remelt	0	-	-	0	0
d)	Masseccuite					
	A	0	-	-	0	0
	B	0	-	-	0	0
	C	0	-	-	0	0
e)	Light Molasses	0	-	-	0	0
	A	0	-	-	0	0
	C	0	-	-	0	0
f)	Heavy Molasses					
	A	0	-	-	0	0
	B	0	-	-	0	0
g)	Seed & footings	0	-	-	0.000	0.00
h)	C-Boilings	0	-	-	0.000	0.000
i)	Sugar - unbagged				0.000	0.000
	TOTAL				0.000	0.000


11 SUGAR BALANCE

S.No	PARTICULARS		For the month	Since Beginning of the season
1	Sugar in Cane		9.982	11.834
2	Sugar in mixed Juice		9.615	11.454
3	Sugar in Baggase		0.367	0.380
4	Sugar in Filtercake		0.082	0.080
5	Sugar in B-Heavy Molasses		2.124	2.323
6	Sugar in Sugars		7.389	9.031
7	Sugar Undetermined		0.020	0.020
8	Total losses (in bagasse, filter cake molasses & undetermined)		2.593	2.803

We hereby declare that the figures given in this return are complete and true to the best of our knowledge and belief.

Date: 13/03/2020


M. Prabhakar
VICE PRESIDENT



NAVA BHARAT VENTURES LIMITED, SAMALKOT.
Additional information to be appended to R.T. 7(c) for the month of March-2020
* * * *

		Hrs.Mts.
1	Time Loss Account:	
	1) Miscellaneous	0:00:00
	2) Cane shortage	14:45:00
	3) Mechanical troubles	0:00:00
	4) Electrical troubles/ins	0:00:00
	5) Holidays	0:00:00
	6) Cleaning	0:00:00
	7) Process	0:00:00
	Total	14:45:00
	Percent of hours lost to the available	17.09
2	Rate of Crushing for 24 Hrs.:	
	1) Including stoppages Tons	1736.74
	2) Excluding stoppages "	2088.92
	3) Installed/Liscensed capacity	4000.00
3	Efficiency figures:	
	1) Mill extraction	96.32
	2) Reduced Mill extraction	96.45
	3) Added water % fibre	256.17
	4) Added water extracted into mixed juice % added water	100.38
	5) Undiluted juice lost in bagasse % fibre	23.13
	6) Boiling house extraction	77.06
	7) Virtual purity of molasses	46.63
	8) Reduced Boiling House extraction	
	as per Noel Deerr:	84.58
	as per Gundurao	84.45
	9) Overall recovery	74.23
	10) Reduced Overall recovery	
	as per Noel Deerr	81.57
	as per Gundurao	81.45
	11) ERQV - MJ/PJ	96.53
	LMJ/PJ	87.95
4	Masseccites boiled:	
	A1' Masseccuite % cane	20.72
	A2' Masseccuite % cane	14.74
	'B' Masseccuite % cane	11.51
	'C' Masseccuite % cane	0.00
	Total	46.97
5	Grades of Sugar bagged:	
	I.S.S (Percentage of production)	
	S-30	0.00
	S-31	43.21
	M-31	56.79
	L-30	0.00
	L-31	0.00
	Total	100.00

Date: 13/03/2020


N.Prabhakar
VICE PRESIDENT