



CEAT LTD.
RPG House
463 Dr. Annie Besant Road,
Worli, Mumbai 400030, India
+91 22 24930621
CIN: L25100MH1958PLC011041
www.ceat.com

September 3, 2018

BSE Limited,
Corporate Service Department,
1st Floor, P.J. Towers,
Dalal Street,
Mumbai 400 001

The National Stock Exchange of India Limited,
Exchange Plaza, 3rd Floor,
Plot No. C/1, "G" Block,
Bandra Kurla Complex,
Bandra East,
Mumbai 400 051

Security Code: 500878/952523

Symbol: CEATLTD

Sub: Disclosure under Regulation 30 of SEBI (Listing Obligations and Disclosure Requirements) Regulations, 2015

Dear Sir/Madam,

Pursuant to Regulation 30 read with Para A Part A of Schedule III of the SEBI (Listing Obligations and Disclosure Requirements) Regulations, 2015 and the Policy on Determination of Materiality of Events of the Company, please find below the details of the conference:

Date	Particulars	Location
September 4, 2018	Conference arranged by Elara Capital	BKC, Mumbai

Further, we are enclosing herewith the presentation to be made during the aforesaid conference for your reference and record.

Kindly take the same on record and acknowledge receipt.

Thanking you,

Yours faithfully,

For **CEAT Limited**

Amit Dodani
Compliance Officer



Q1 FY19 – Investor Presentation

This presentation may include statements which may constitute forward-looking statements. All statements that address expectations or projections about the future, including, but not limited to, statements about the strategy for growth, business development, market position, expenditures, and financial results, are forward looking statements. Forward looking statements are based on certain assumptions and expectations of future events. The Company cannot guarantee that these assumptions and expectations are accurate or will be realized. The actual results, performance or achievements, could thus differ materially from those projected in any such forward-looking statements.

The information contained in these materials has not been independently verified. None of the Company, its Directors, Promoter or affiliates, nor any of its or their respective employees, advisers or representatives or any other person accepts any responsibility or liability whatsoever, whether arising in tort, contract or otherwise, for any errors, omissions or inaccuracies in such information or opinions or for any loss, cost or damage suffered or incurred howsoever arising, directly or indirectly, from any use of this document or its contents or otherwise in connection with this document, and makes no representation or warranty, express or implied, for the contents of this document including its accuracy, fairness, completeness or verification or for any other statement made or purported to be made by any of them, or on behalf of them, and nothing in this document or at this presentation shall be relied upon as a promise or representation in this respect, whether as to the past or the future. The information and opinions contained in this presentation are current, and if not stated otherwise, as of the date of this presentation. The Company undertake no obligation to update or revise any information or the opinions expressed in this presentation as a result of new information, future events or otherwise. Any opinions or information expressed in this presentation are subject to change without notice.

This presentation does not constitute or form part of any offer or invitation or inducement to sell or issue, or any solicitation of any offer to purchase or subscribe for, any securities of CEAT Limited (the “Company”), nor shall it or any part of it or the fact of its distribution form the basis of, or be relied on in connection with, any contract or commitment therefore. Any person/ party intending to provide finance / invest in the shares/businesses of the Company shall do so after seeking their own professional advice and after carrying out their own due diligence procedure to ensure that they are making an informed decision. This presentation is strictly confidential and may not be copied or disseminated, in whole or in part, and in any manner or for any purpose. No person is authorized to give any information or to make any representation not contained in or inconsistent with this presentation and if given or made, such information or representation must not be relied upon as having been authorized by any person. Failure to comply with this restriction may constitute a violation of the applicable securities laws. The distribution of this document in certain jurisdictions may be restricted by law and persons into whose possession this presentation comes should inform themselves about and observe any such restrictions. By participating in this presentation or by accepting any copy of the slides presented, you agree to be bound by the foregoing limitations.

Table of Contents

Section 1: RPG Group Overview

5-6

Section 2: Business Overview

8-19

Section 3: Operational & Financial Overview

21-28

Section 1: RPG Group Overview

RPG Group: Powered by Passion, Driven by Ethics

**UNLEASHTALENT
TOUCHLIVES
OUTPERFORM
AND😊**

RPG Enterprises was founded in 1979. The group currently operates in various industries - Infrastructure, Technology, Life Sciences, Plantations and Tyre Manufacturing. The group has a history of business dating back to 1820 AD in banking, textiles, jute and tea. The Group grew in size and strength with several acquisitions in the 1980s and 1990s. CEAT became a part of the RPG Group in 1982, which is now one of India's fastest growing conglomerates with 20000+ employees, presence in 100+ countries and annual gross revenues of ~\$3 Bn.



**KEC
International**

World leader in
Power
Transmission
EPC space



CEAT

One of India's
leading
manufacturer of
automobile tyres



**Zensar
Technologies**

Software
services provider
spread across 20
countries,
400+ customers.



**RPG Life
Sciences**

Pharma
company with
wide range
medicines in
global generics
and synthetic
APIs.



Raychem RPG

Engineering
products and
services
catering to
infrastructure
segment
of the economy.

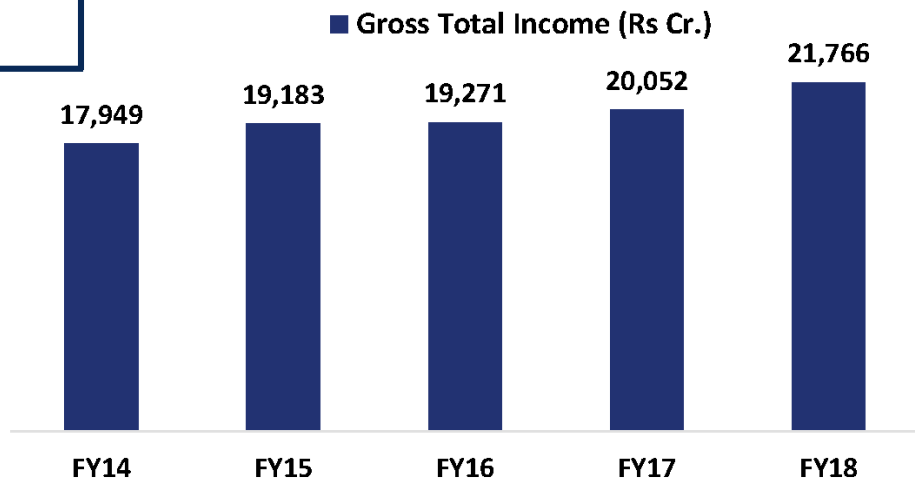


**Harrisons
Malayalam**

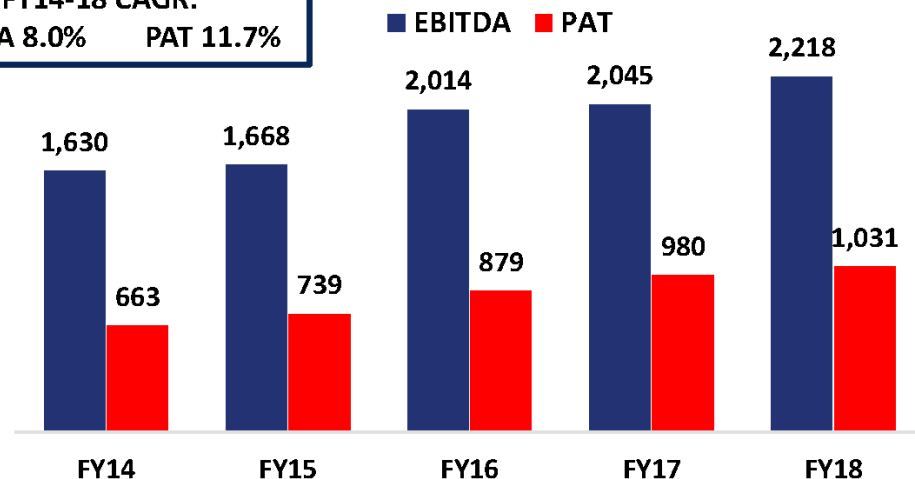
One of India's
largest plantation
companies with
tea, rubber and
other agro
products.

RPG Group: Key Financials

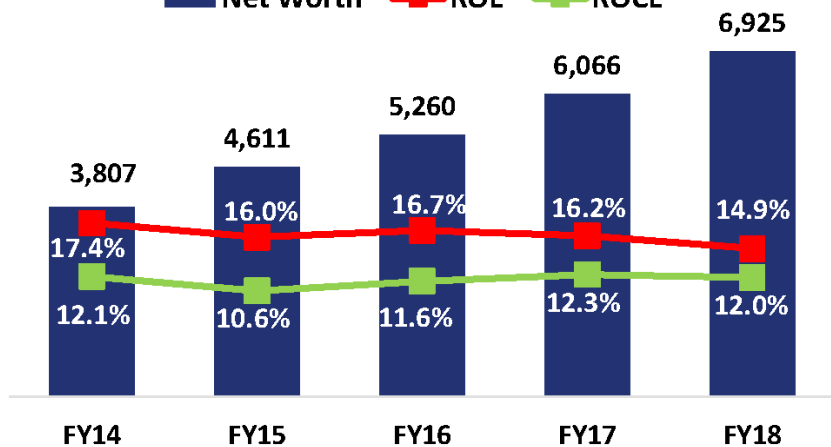
FY14-18
CAGR: 4.9%



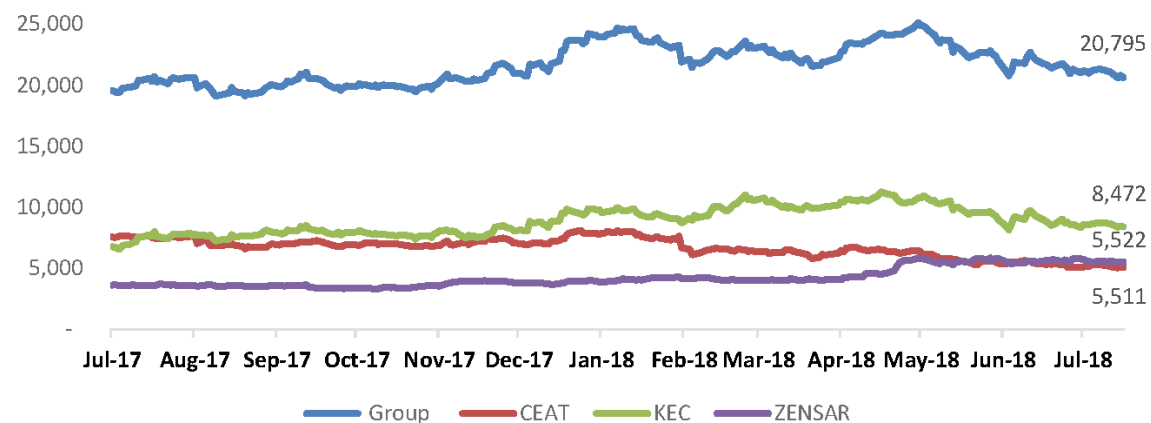
FY14-18 CAGR:
EBITDA 8.0% PAT 11.7%



Net Worth ROE ROCE



Market Cap



Note:

- 1) ROCE is calculated by taking EBIT*(1-ETR) divided by Capital Employed
- 2) ROE is calculated by taking PAT divided by Net-worth
- 3) Market Cap updated till 18th July 2018

Section 2: Business Overview

Board of Directors



Harsh Vardhan Goenka
Chairman, Non Executive Director



Anant Vardhan Goenka
Managing Director



Arnab Banerjee
Whole -Time Director



Atul C. Choksey
Non Executive
Independent Director



Pierre E. Cohade
Non Executive
Non Independent Director



Hari L. Mundra
Non Executive
Non Independent Director



Haigreve Khaitan
Non Executive
Independent Director



Mahesh S. Gupta
Non Executive
Independent Director



Paras K. Chowdhary
Non Executive
Independent Director



Punita Lal
Non Executive
Independent Director



Ranjit Pandit
Non Executive
Independent Director



S. Doreswamy
Non Executive
Independent Director



Vinay Bansal
Non Executive
Independent Director

Leadership Team

Anant Goenka



Managing Director

Kumar Subbiah



Chief Financial Officer

Arnab Banerjee



**Executive Director
- Operations**

Milind Apte



**Senior Vice President
- Human Resources**

Tom Thomas



**Executive Director - Projects &
Chief Mentor Technology**

Dilip Modak



**Senior Vice President
- Manufacturing**

Chandrashekhar Ajgaonkar



**Senior Vice President
- Quality Based Management**

Peter Becker



**Senior Vice President
- R&D and Technology**

India's leading tyre company with over **50** yrs of presence

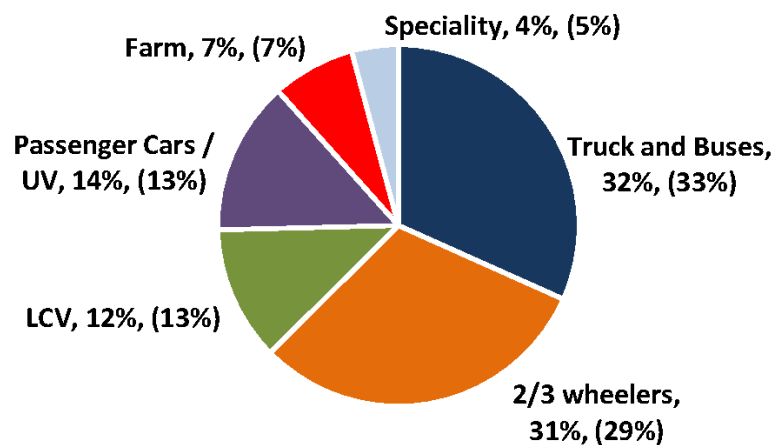
Distribution Network : **4,500+** dealers, **500+** exclusive CEAT franchisees

6 Manufacturing facilities - Bhandup, Nasik, Halol, Nagpur, Ambernath & Sri Lanka

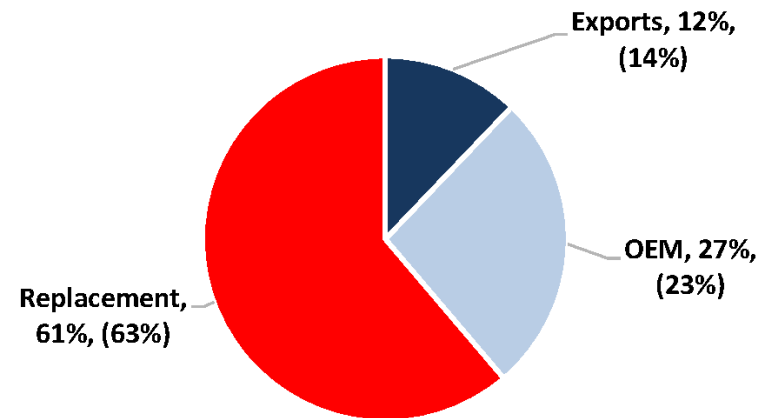
100+ countries where products are sold with strong brand recall

#No 1 player in Sri Lanka in terms of market share

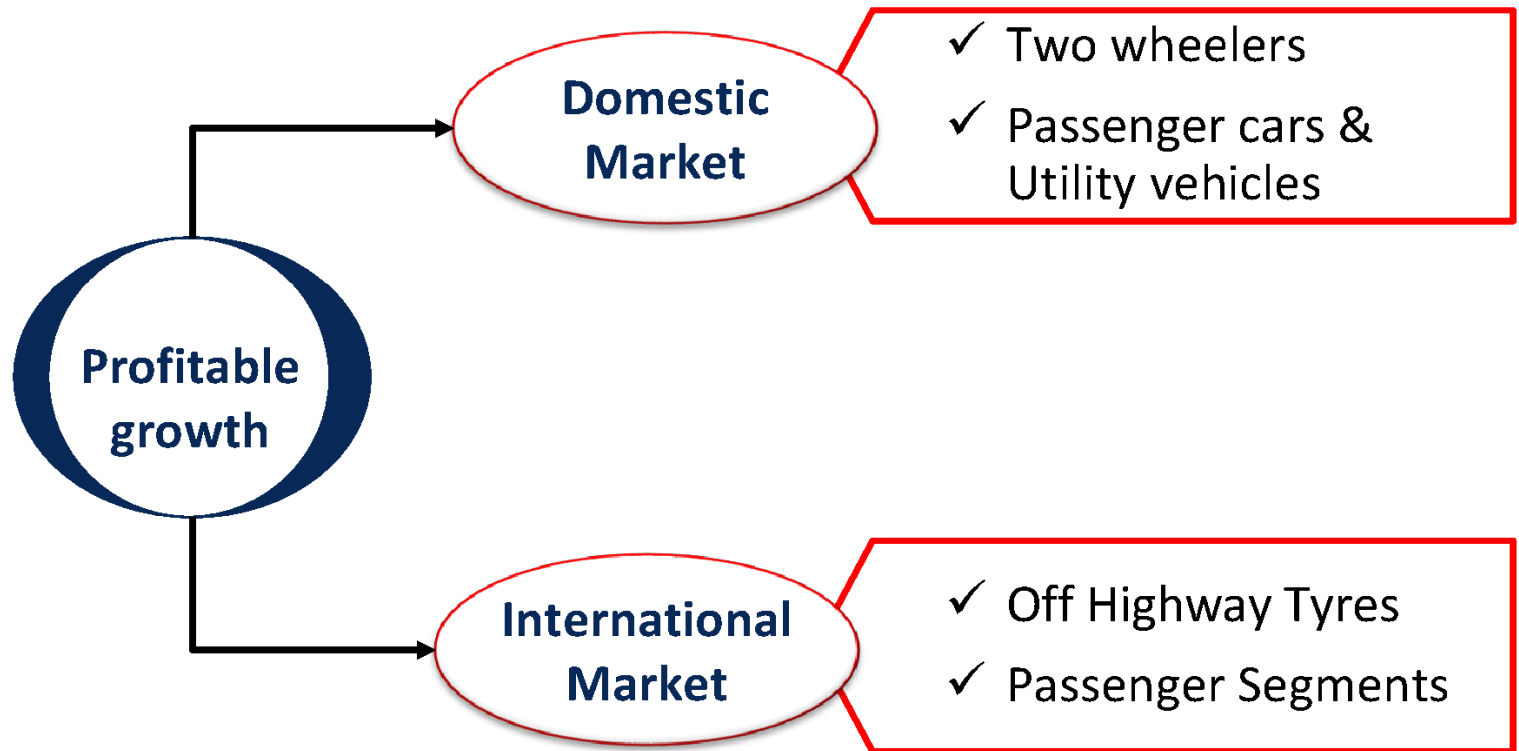
FY18 Revenue Breakup by Product



FY18 Revenue Breakup by Market



Note : Figures in parenthesis denote FY17



1 Differentiated Products

2 Strong Brand

3 Extensive Distribution

4 Deep OEM Partnerships

5 World Class R&D

6 Expanding Global Reach