

October 30, 2020

To,

Department of Corporate Relationship BSE Ltd. Phiroze Jeejeebhoy Towers, Dalal Street, Fort, Mumbai - 400001	Corporate Relationship Department National Stock Exchange of India Ltd. Exchange Plaza, Bandra Kurla Complex, Bandra (East), Mumbai - 400 051
--	--

Dear Sir/Madam,

Sub.: Outcome of Board Meeting
Ref.: Scrip Code - 511431/VAKRANGEE

Pursuant to Regulation 33 of the Securities and Exchange Board of India (Listing Obligation and Disclosure Requirements) Regulations, 2015, the Board of Directors of the Company at their meeting held on October 30, 2020 has approved the Un-audited (Standalone & Consolidated) Financial Results for the Quarter and Half year ended September 30, 2020.

We enclose copy of the Un-audited (Standalone & Consolidated) Financial Results for the Quarter and Half Year ended September 30, 2020 along with the Limited Review Report of M/s. A.P. Sanzgiri & Co, Chartered Accountants, statutory auditors of the Company in respect of the said Financial Results.


The Board Meeting commenced at 12.00 NOON and concluded at 1:50 P.M.


Kindly acknowledge its receipt.

Thanking you,

Yours faithfully,

For Vakrangee Limited


Mehul Raval
Company Secretary
(Mem. No.: A18300)





VAKRANGEE LIMITED

VAKRANGEE CORPORATE HOUSE, PLOT NO. 93, ROAD NO. 16,
M.I.D.C., MAROL, ANDHERI (EAST), MUMBAI - 400 093. INDIA

CIN : L65990MH1990PLC056669



PHONE : 022 6776 5100 / 2850 3412

E-mail : info@vakrangee.in Website : www.vakrangee.in

STATEMENT OF UNAUDITED STANDALONE FINANCIAL RESULTS FOR THE QUARTER / HALF YEAR ENDED SEPTEMBER 30, 2020

(₹ In Lakhs)

S.No.	Particulars	For the quarter ended			For the half year ended		For the year ended
		30-Sep-20	30-Jun-20	30-Sep-19	30-Sep-20	30-Sep-19	31-Mar-20
		(Un-audited)	(Un-audited)	(Un-audited)	(Un-audited)	(Un-audited)	(Audited)
	(1)	(2)	(3)	(4)	(5)	(6)	
1	Income						
	Revenue from operations	4,830.46	4,447.63	13,713.00	9,278.09	24,774.28	62,335.23
	Other Income	1,678.59	1,670.50	2,049.05	3,347.09	4,063.12	7,599.58
	Total Income	6,507.05	6,118.13	15,762.05	12,625.18	28,837.40	69,934.81
2	Expenses						
	Purchase of stock in trade and other operating expenditure	3,195.74	2,237.15	10,841.62	5,432.89	19,484.97	51,062.14
	Changes in inventories of stock-in-trade	63.65	95.72	(320.31)	159.37	(1,193.92)	(425.63)
	Employee benefits expense	1,000.18	1,703.44	2,333.14	2,703.62	4,914.02	7,382.81
	Finance costs	-	-	-	-	-	-
	Depreciation and amortisation expense	472.82	386.95	359.87	859.77	709.62	1,470.04
	Impairment Loss	-	-	16.00	-	16.00	16.00
	Other expenses	422.57	404.34	942.80	826.91	1,959.60	2,762.10
	Total expenses	6,154.96	-4,827.60	14,173.12	9,982.56	25,890.29	62,267.46
3	Profit before tax & Exceptional item (1-2)	1,352.09	1,290.53	1,588.93	2,642.62	2,947.11	7,667.35
4	Exceptional Item	-	-	-	-	-	503.41
5	Profit before tax (3+4)	1,352.09	1,290.53	1,588.93	2,642.62	2,947.11	8,170.76
6	Tax expense						
	Current tax	303.61	376.48	384.57	680.09	1,082.69	1,296.35
	Deferred tax	26.19	(6.64)	188.36	19.55	205.44	422.03
	Total tax expenses	329.80	369.84	572.93	699.64	1,288.13	1,718.38
7	Profit for the period / year (5-6)	1,022.29	920.69	1,016.00	1,942.98	1,658.98	6,452.38
8	Other comprehensive income (OCI) / (expenses) Items that will not be reclassified to profit or loss						
	Remeasurement of net defined benefit obligations (net of taxes)	16.49	(0.16)	20.45	16.33	10.78	18.42
	Total other comprehensive income / (expenses) for the period / year	16.49	(0.16)	20.45	16.33	10.78	18.42
9	Total comprehensive income for the period / year (7+8)	1,038.78	920.53	1,036.45	1,959.31	1,669.76	6,470.80
10	Paid up equity share capital (face value ₹ 1/- each)	10,594.06	10,594.06	10,594.06	10,594.06	10,594.06	10,594.06
11	Reserves excluding revaluation reserves as per balance sheet of previous accounting year						2,50,859.44
12	Earnings per share (EPS) in ₹ (not annualised)						
	(a) Basic	0.10	0.09	0.10	0.19	0.16	0.61
	(b) Diluted	0.10	0.09	0.10	0.19	0.16	0.61



Vakrangee Limited

Notes to the Un-audited standalone financial results for the quarter and half year ended September 30, 2020:

- 1 The above Un-audited standalone financial results for the quarter / half year ended September 30, 2020 have been reviewed by the Audit Committee and approved by the Board of Directors at their respective meetings held on October 30, 2020. The statutory auditors of the Company, A.P.Sanzgiri & Co., Chartered Accountants, have reviewed the above standalone financial results for the quarter / half year ended September 30, 2020.
- 2 These results have been prepared on the basis of un-audited standalone financial statements, which are prepared in accordance with the Indian Accounting Standards (Ind-AS) as prescribed under Section 133 of the Companies Act, 2013 and notified by the Ministry of Corporate Affairs under the Companies (Indian Accounting Standards) Rules, 2015 (as amended).
- 3 During the period of lockdown due to COVID-19 pandemic, Company's key essential services like Banking, ATM and Tele-medicine (Tele consultation), Mobile recharge services have been operational however other key services like Assisted Online shopping, Online Pharmacy, Insurance services, Travel services and Logistics have been either completely closed or substantially affected because of the on-ground field level delivery challenges and travel services being closed due to the lockdown situation. There has been disruption in the supply chain and few challenges in the procurement of the Hardware equipment's for the Kendra outlet. Company revenue has been affected during the half year due to lower demand and disruption in all other services and supply chain. However, The Company do not anticipate any medium to long term risk in the Company's ability to continue as a going concern and meeting its liabilities as and when they fall due.
- 4 During the quarter ended September 30, 2020, the Company has granted Nil options under Company's "ESOP Scheme 2014", to its other eligible employees.
- 5 The Company's activities predominantly comprise providing various services through Vakrangee Kendra. Considering the nature of the Company's business and operations, there is only one reportable operating segment i.e. Vakrangee Kendra.
- 6 The figures of the previous year / period have been regrouped / rearranged / recast to render the comparable with the figures of the current period.
- 7 The above results of the Company are available on the Company's website www.vakrangee.in and also on www.bseindia.com and www.nseindia.com.

For and on behalf of the Board of Directors



Dinesh Nandwana

Managing Director & Group CEO

DIN : 00062532



Place : Mumbai

Date : October 30, 2020





Vakrangee Limited

Standalone Statement of Assets and Liabilities as at September 30, 2020

(₹ in Lakhs)

Particulars	As at September 30, 2020	As at March 31, 2020
	(Un-audited)	(Audited)
I. ASSETS		
1. Non-Current Assets		
(a) Property, plant and equipment	15,333.95	14,934.48
(b) Capital work-in-progress	312.27	461.82
(c) Investment property	-	-
(d) Financial assets		
(i) Investments	2,922.94	3,129.84
(ii) Trade Receivables	-	-
(iii) Loans	2,759.98	2,817.25
(iv) Other financial assets	74.98	53.94
(e) Deferred tax assets (Net)	67.47	92.52
(f) Other non-current assets	62,516.02	62,472.21
Total Non-Current Assets	83,987.61	83,962.06
2. Current Assets		
(a) Inventories	565.53	781.38
(b) Financial assets		
(i) Investments	-	-
(ii) Trade receivables	1,26,462.50	1,32,849.52
(iii) Cash and cash equivalents	474.51	1,243.61
(iv) Bank balances other than (iii) above	776.05	16,169.30
(v) Loans	12.99	20.16
(vi) Other financial assets	1,596.77	466.28
(c) Current tax assets (net)	566.62	1,119.72
(d) Other current assets	67,947.33	42,276.58
Total Current Assets	1,98,402.30	1,94,926.55
TOTAL ASSETS	2,82,389.91	2,78,888.61
II. EQUITY AND LIABILITIES		
1. Equity		
(a) Equity share capital	10,594.06	10,594.06
(b) Other equity	2,50,219.99	2,50,859.44
Total Equity	2,60,814.05	2,61,453.50
2. Liabilities		
Non Current Liabilities		
(a) Financial liabilities		
(i) Trade payables		
- Dues of micro enterprises and small enterprises	-	-
- Dues of Creditors other than micro enterprises and small enterprises	38.93	291.35
(ii) Other financial liabilities	39.24	39.26
(b) Employee benefit obligations	442.22	337.74
Total Non-Current Liabilities	520.39	668.35
3. Current Liabilities		
(a) Financial liabilities		
(i) Borrowings	-	-
(ii) Trade payables		
- Dues of micro enterprises and small enterprises	54.12	101.56
- Dues of Creditors other than micro enterprises and small enterprises	1,829.86	6,169.56
(iii) Other financial liabilities	10,767.61	3,439.61
(b) Other current liabilities	6,257.24	5,630.47
(c) Provisions	1,067.13	696.61
(d) Employee benefit obligations	33.24	24.72
(e) Current tax liabilities (Net)	1,046.27	704.23
Total Current Liabilities	21,055.47	16,766.76
TOTAL EQUITY AND LIABILITIES	2,82,389.91	2,78,888.61





Vakrangee Limited

Standalone Cash Flow Statement for the half year ended September 30, 2020

(Amount in ₹ lakhs)

S. No	Particulars	For the half year ended September 30 2020	For the year ended March 31, 2020
I	Cash flow from operating activities		
	Profit before tax from continuing operations	2,642.63	8,170.76
	Profit before tax	2,642.63	8,170.76
	Non-cash adjustment to reconcile profit before tax to net cash flows		
	Depreciation of property, plant and equipment	859.77	1,470.04
	Impairment of Property, Plant and Equipment	-	16.00
	Employee share based payment expenses	49.76	(663.57)
	Net foreign exchange differences	(0.04)	0.16
	Allowance for credit losses	-	3.44
	Fair value gain on financial instrument at fair value through Profit and	(2.63)	-
	Remeasurement of defined benefit obligations	21.83	24.61
	Gain on disposal of property, plant and equipment	-	(503.41)
	Finance costs	-	-
	Interest income	(3,342.85)	(7,369.30)
	Dividend income	-	(1.50)
	Operating profit before working capital changes	228.47	1,147.23
	Movements in assets and liabilities :		
	Decrease / (increase) in inventories	215.85	(370.71)
	Decrease / (increase) in trade receivables	6,387.02	(4,632.23)
	Decrease / (increase) in loans and other financial assets	21,634.15	96,599.59
	Decrease / (increase) in other current assets	(25,670.75)	(41,380.89)
	Decrease / (increase) in other non-current assets	(43.82)	(61,885.21)
	Increase / (decrease) in trade payables	(4,639.56)	3,481.52
	Increase / (decrease) in employee benefit obligations	113.01	151.49
	Increase / (decrease) in provisions	370.52	334.18
	Increase / (decrease) in other current liabilities	626.77	3,045.62
	Cash generated from operations	(778.34)	(3,509.41)
	Income taxes paid (net of refunds)	215.03	(961.18)
	Net cash flow generated from operating activities (A)	(563.31)	(4,470.59)
II	Cash flow from investing activities		
	Purchase of property, plant and equipment	(1,109.80)	(2,150.02)
	Proceeds from sale of property, plant and equipment	0.10	1,387.55
	Purchase of investments	-	-
	Proceeds from sale of investments	209.53	33.23
	Investment in subsidiaries	-	-
	Loans of subsidiaries	-	-
	Interest received	3,342.85	7,369.30
	Dividends received	-	1.50
	Net cash flow generated from / (used in) investing activities (B)	2,442.68	6,641.56
III	Cash flow from financing activities		
	Proceeds from issue of shares	-	6.03
	Proceeds towards securities premium on issue of shares	-	178.22
	Repayment of borrowings	-	-
	Interest paid	-	-
	Dividends paid to company's shareholders	(2,648.51)	(2,648.51)
	Dividend Distribution Tax paid	-	(544.41)
	Net cash flow (used in) in financing activities (C)	(2,648.51)	(3,008.67)
	Net increase / (decrease) in cash and cash equivalents (A + B + C)	(769.14)	(837.70)
	Effects of exchange rate changes on cash and cash equivalents	0.04	(0.17)
	Cash and cash equivalents at the beginning of the year	1,243.61	2,081.48
	Cash and cash equivalents at the end of the year	474.51	1,243.61



Independent Auditor's Limited Review Report Unaudited Standalone Financial Results of the Company for the Quarter and Half Year ended September 30, 2020 pursuant to the Regulation 33 of the SEBI (Listing Obligations and Disclosure Requirements) Regulation, 2015, as amended

**The Board of Directors,
Vakrangee Limited**

1. We have reviewed the accompanying statement of unaudited standalone financial results of Vakrangee Limited (the "Company") for the quarter and half year ended September 30, 2020 ("the Statement") attached herewith, being prepared and submitted by the Company pursuant to the requirements of Regulation 33 of the SEBI (Listing Obligations and Disclosure Requirements) Regulations, 2015, as amended (the "Listing Regulations"), read with SEBI Circular No. CIR/CFD/CMD1/80/2019 dated July 19, 2019 ("the Circular").
2. This Statement, which is the responsibility of the Company's Management and has been approved by the Company's Board of Directors at their meeting held on October 30, 2020, has been prepared in accordance with the recognition and measurement principal laid down in Indian Accounting Standard 34, (Ind AS 34) "Interim Financial Reporting" prescribed under Section 133 of the Companies Act, 2013 as amended, read with relevant rules issued thereunder and other accounting principles generally accepted in India. Our responsibility is to express a conclusion on the statement based on our review.
3. We conducted our review of the Statement in accordance with the Standard on Review-Engagement (SRE) 2410 "Review of Interim Financial Information Performed by the Independent Auditor of the Entity" issued by Institute of Chartered Accountants of India. This standard requires that we plan and perform the review to obtain moderate assurance as to whether the Statement is free of material misstatement. A review of interim financial information consists of making inquiries, primarily of persons responsible for financial and accounting matters, and applying analytical and other review procedures. A review is substantially less in scope than an audit conducted in accordance with Standards on Auditing and consequently does not enable us to obtain assurance that we would become aware of all significant matters that might be identified in an audit. Accordingly, we do not express an audit opinion.


Emphasis of Matter

4. We draw attention to Note 3 to the statement, which describes the economic consequences/disruption, the Company is facing as a result of COVID-19 pandemic, which is impacting revenues of the Company for Quarter and Half year ended September 30, 2020 due to closed down and disruption of services offered by Company such as Assisted Online shopping (E-Commerce B2B and B2C), Online Pharmacy, Travel services and Logistics, supply chain of Hardware for Vakrangee Kendra. Our opinion is not modified in respect of this matter.



5. Based on our review conducted as above, nothing has come to our attention that causes us to believe that the accompanying Statement, prepared in accordance with the recognition and measurement principles laid down in the aforesaid Indian Accounting Standards (Ind AS) specified under section 133 of the Companies Act, 2013 as amended, read with relevant rules issued thereunder and other accounting principles generally accepted in India, has not disclosed the information required to be disclosed in terms of the Listing Regulation, including the manner in which it is to be disclosed, or that it contains any material misstatement.

Date: October 30, 2020
Place: Mumbai



For A. P. Sanzgiri & Co.
Chartered Accountants
FRN: 116293W

A handwritten signature in black ink, appearing to read "Anil Agrawal".

Anil Agrawal
Partner

Membership No: 041396
UDIN: 20041396AAAABD2544




VAKRANGEE LIMITED

VAKRANGEE CORPORATE HOUSE, PLOT NO. 93, ROAD NO. 16,
M.I.D.C., MAROL, ANDHERI (EAST), MUMBAI - 400 093. INDIA
CIN : L65990MH1990PLC056669
PHONE : 022 6776 5100 / 2850 3412
E-mail : info@vakrangee.in Website : www.vakrangee.in

STATEMENT OF UN-AUDITED CONSOLIDATED FINANCIAL RESULTS FOR THE QUARTER / HALF YEAR ENDED SEPTEMBER 30, 2020 (₹ In Lakhs)

S.No.	Particulars	For the quarter ended			For the half year ended		For the year ended
		30-Sep-20	30-Jun-20	30-Sep-19	30-Sep-20	30-Sep-19	31-Mar-20
		(Un-audited)	(Un-audited)	(Un-audited)	(Un-audited)	(Un-audited)	(Audited)
	(1)	(2)	(3)	(4)	(5)	(6)	
1	Income						
	Revenue from operations	7,022.86	6,785.08	15,185.30	13,807.94	27,863.38	68,522.16
	Other Income	1,711.23	1,709.06	2,089.53	3,420.29	4,141.14	7,747.82
	Total Income	8,734.09	8,494.14	17,274.83	17,228.23	32,004.52	76,269.98
2	Expenses						
	Purchase of stock in trade and other operating expenditure	4,946.56	4,235.27	12,207.62	9,181.83	22,229.16	56,224.09
	Changes in inventories of stock-in-trade	63.65	95.72	(320.31)	159.37	(1,193.92)	(425.63)
	Employee benefits expense	1,025.06	1,703.44	2,333.14	2,728.50	4,914.02	7,382.81
	Finance costs	-	-	-	-	-	-
	Depreciation and amortisation expense	473.33	387.58	360.51	860.91	710.90	1,472.60
	Impairment Loss	-	-	16.00	-	16.00	16.00
	Other expenses	452.26	419.12	992.40	871.38	2,066.81	2,948.25
	Total Expenses	6,960.86	6,841.13	15,589.36	13,801.99	28,742.97	67,618.12
3	Profit before tax & Exceptional Item (1-2)	1,773.23	1,653.01	1,685.47	3,426.24	3,261.55	8,651.86
4	Exceptional Item	-	-	-	-	-	503.41
5	Profit before tax (3+4)	1,773.23	1,653.01	1,685.47	3,426.24	3,261.55	9,155.27
6	Tax expense						
	Current tax	416.32	470.39	410.24	886.71	1,170.08	1,587.62
	Deferred tax	26.13	(6.73)	188.32	19.40	223.16	439.64
	Total tax expenses	442.45	463.66	598.56	906.11	1,393.24	2,027.26
7	Profit for the period / year (5-6)	1,330.78	1,189.35	1,086.91	2,520.13	1,868.31	7,128.01
8	Other comprehensive income / (expenses)						
	Items that will be reclassified to profit or loss						
	Exchange difference on translation of foreign operations	3.31	5.38	17.11	8.69	18.52	35.92
	Items that will not be reclassified to profit or loss						
	Remeasurement of net defined benefit obligations (net of taxes)	16.49	(0.16)	20.45	16.33	10.78	18.42
	Total other comprehensive income / (expenses) for the period / year	19.80	5.22	37.56	25.02	29.30	54.34
9	Total Comprehensive Income for the Period / Year (7+8)	1,350.58	1,194.57	1,124.47	2,545.15	1,897.61	7,182.35
10	Paid up equity share capital (face value ₹ 1/- each)	10,594.06	10,594.06	10,594.06	10,594.06	10,594.06	10,594.06
11	Reserves excluding revaluation reserves as per balance sheet of previous accounting year						2,53,136.44
12	Earnings per Share (EPS) in ₹ (not annualised)						
	(a) Basic	0.13	0.11	0.11	0.24	0.18	0.67
	(b) Diluted	0.13	0.11	0.11	0.24	0.18	0.67




Vakrangee Limited


Notes to the Un-audited consolidated financial results for the quarter and half year ended September 30, 2020:

- 1 The above un-audited consolidated financial results for the quarter / half year ended September 30, 2020 have been reviewed by the Audit Committee and approved by the Board of Directors at their respective meetings held on October 30, 2020. The statutory auditors of the Company, A.P.Sanzgiri & Co., Chartered Accountants, have reviewed the above consolidated financial results for the quarter / half year ended September 30, 2020.
- 2 These results have been prepared on the basis of un-audited consolidated financial statements, which are prepared in accordance with the Indian Accounting Standards (Ind-AS) as prescribed under Section 133 of the Companies Act, 2013 and notified by the Ministry of Corporate Affairs under the Companies (Indian Accounting Standards) Rules, 2015 (as amended).
- 3 The un-audited consolidated financial results include the financial results of the Company and its three wholly owned subsidiaries: Vakrangee Finserve Limited, Vakrangee Logistics Private Limited and Vakrangee e-Solutions Inc. (together referred to as 'Group').
- 4 During the period of lockdown due to COVID-19 pandemic, Company's key essential services like Banking, ATM and Tele-medicine (Tele consultation), Mobile recharge services have been operational however other key services like Assisted Online shopping, Online Pharmacy, Insurance services, Travel services and Logistics have been either completely closed or substantially affected because of the on-ground field level delivery challenges and travel services being closed due to the lockdown situation. There has been disruption in the supply chain and few challenges in the procurement of the Hardware equipment's for the Kendra outlet. Company revenue has been affected during the half year due to lower demand and disruption in all other services and supply chain. However, The Company do not anticipate any medium to long term risk in the Company's ability to continue as a going concern and meeting its liabilities as and when they fall due.
- 5 During the quarter ended September 30, 2020, the Company has granted Nil options under Company's "ESOP Scheme 2014", to its other eligible employees.
- 6 The Company's activities predominantly comprise providing various services through Vakrangee Kendra. Considering the nature of the Company's business and operations, there is only one reportable operating segment i.e. Vakrangee Kendra.
- 7 The figures of the previous year / period have been regrouped / rearranged / recast to render the comparable with the figures of the current period.
- 8 The above results of the Company are available on the Company's website www.vakrangee.in and also on www.bseindia.com and www.nseindia.com.

For and on behalf of the Board of Directors



Dinesh Nandwana
Managing Director & Group CEO
DIN : 00062532



Place : Mumbai
Date : October 30, 2020




Vakrangee Limited

Consolidated Statement of Assets and Liabilities as at September 30, 2020

(₹ in Lakhs)

Particulars	As at September 30, 2020	As at March 31, 2020
	(Un-audited)	(Audited)
I. ASSETS		
1. Non-Current Assets		
(a) Property, plant and equipment	15,334.32	14,935.07
(b) Capital work-in-progress	312.27	461.82
(c) Other intangible assets	0.91	1.83
(d) Financial assets		
(i) Investments	126.94	333.84
(ii) Trade Receivable	-	-
(iii) Loans	118.99	118.87
(iv) Other financial assets	361.00	309.06
(e) Deferred Tax Asset (Net)	67.73	92.64
(f) Other non-current assets	62,574.68	62,550.34
Total Non-Current Assets	78,896.84	78,803.47
2. Current Assets		
(a) Inventories	565.53	781.38
(b) Financial Assets		
(i) Investments	-	-
(ii) Trade Receivables	1,30,951.88	1,36,884.21
(iii) Cash and Cash equivalents	1,067.84	1,505.50
(iv) Bank balances other than (iii) above	1,018.74	16,345.05
(v) Loans	1,108.56	1,067.00
(vi) Other Financial Assets	1,659.39	525.88
(c) Current Tax Assets	694.48	1,401.59
(d) Other Current Assets	70,273.81	44,579.52
Total Current Assets	2,07,340.23	2,03,090.13
TOTAL ASSETS	2,86,237.07	2,81,893.60
II. EQUITY AND LIABILITIES		
1. Equity		
(a) Equity share capital	10,594.06	10,594.06
(b) Other equity	2,53,082.82	2,53,136.44
Total Equity	2,63,676.88	2,63,730.50
2. Liabilities		
Non Current Liabilities		
(a) Financial liabilities		
(i) Trade payables		
- Dues of micro enterprises and small enterprises	-	-
- Dues of Creditors other than micro enterprises and small enterprises	38.93	291.35
(ii) Other financial liabilities	39.24	39.26
(b) Employee benefit obligations	442.22	337.74
Total Non-Current Liabilities	520.39	668.35
3. Current Liabilities		
(a) Financial liabilities		
(i) Borrowings		
(ii) Trade payables		
- Dues of micro enterprises and small enterprises	54.12	101.56
- Dues of Creditors other than micro enterprises and small enterprises	2,159.76	6,806.42
(iii) Other financial liabilities	10,767.61	3,439.61
(b) Other current liabilities	6,315.22	5,719.70
(c) Provisions	1,863.57	698.51
(d) Employee benefit obligations	33.25	24.72
(e) Current tax liabilities (Net)	1,046.27	704.23
Total Current Liabilities	22,039.80	17,494.75
TOTAL EQUITY AND LIABILITIES	2,86,237.07	2,81,893.60





Vakrangee Limited

Consolidated Cash Flow Statement for the half year ended September 30, 2020

(₹ in Lakhs)

S. No	Particulars	For the year half ended September 30, 2020	For the year ended March 31, 2020
I	Cash flow from operating activities		
	Profit before tax from continuing operations	3,426.23	9,155.27
	Profit before tax	3,426.23	9,155.27
	Non-cash adjustment to reconcile profit before tax to net cash flows		
	Depreciation of property, plant and equipment	860.91	1,472.60
	Depreciation of investment properties	-	-
	Impairment of Property, Plant and Equipment	-	16.00
	Employee share based payment expenses	49.76	(663.57)
	Net foreign exchange differences	(0.04)	0.16
	Allowance for credit losses	-	0.03
	Fair value gain on financial instrument at fair value through Profit and loss	(2.63)	-
	Remeasurement of defined benefit obligations	21.83	24.61
	Gain on disposal of property, plant and equipment	-	(503.41)
	Finance costs	-	-
	Interest income	(3,416.04)	(7,516.51)
	Dividend income	-	(1.50)
	Operating profit before working capital changes	940.02	1,983.68
	Movements in assets and liabilities :		
	Decrease / (increase) in inventories	215.85	(370.71)
	Decrease / (increase) in trade receivables	5,932.34	(4,925.23)
	Decrease / (increase) in loans and other financial assets	14,099.19	97,886.46
	Decrease / (increase) in other current assets	(25,694.29)	(42,222.00)
	Decrease / (increase) in other non-current assets	(22.93)	(61,914.95)
	Increase / (decrease) in trade payables	(4,946.51)	3,469.60
	Increase / (decrease) in employee benefit obligations	113.01	151.49
	Increase / (decrease) in provisions	965.06	300.98
	Increase / (decrease) in other financial liabilities	7,327.98	(1,020.88)
	Increase / (decrease) in other current liabilities	595.52	3,005.54
	Cash generated from operations	(474.76)	(3,656.02)
	Income taxes paid (net of refunds)	161.01	(1,424.49)
	Net cash flow from operating activities (A)	(313.75)	(5,080.51)
II	Cash flow from investing activities		
	Purchase of property, plant and equipment, including CWIP	(1,109.80)	(2,150.02)
	Proceeds from sale of property, plant and equipment	0.10	1,387.55
	Purchase of investments	-	-
	Proceeds from sale of investments	209.53	33.23
	Decrease in foreign currency translation reserve	8.69	35.92
	Interest received	3,416.04	7,516.51
	Dividends received	-	1.50
	Net cash flow from/(used in) investing activities (B)	2,524.56	6,824.69
III	Cash flow from financing activities		
	Proceeds from issue of shares	-	6.03
	Proceeds towards securities premium on issue of shares	-	178.22
	Repayment of borrowings	-	-
	Interest paid	-	-
	Dividends paid to company's shareholders	(2,648.51)	(2,648.51)
	Dividend Distribution Tax paid	-	(544.41)
	Net cash flow (used in) in financing activities (C)	(2,648.51)	(3,008.67)
	Net increase / (decrease) in cash and cash equivalents (A + B + C)	(437.70)	(1,264.49)
	Effects of exchange rate changes on cash and cash equivalents	0.04	(0.16)
	Cash and cash equivalents at the beginning of the year	1,505.50	2,770.15
	Cash and cash equivalents at the end of the year	1,067.84	1,505.50



Independent Auditor's Limited Review Report Unaudited Consolidated Financial Results of the Company for the Quarter and Half Year ended September 30, 2020 pursuant to the Regulation 33 of the SEBI (Listing Obligations and Disclosure Requirements) Regulation, 2015, as amended

**Review Report to,
The Board of Directors,
Vakrangee Limited**

1. We have reviewed the accompanying Statement of unaudited consolidated financial results of **VAKRANGEE LIMITED** ("the Parent") and its subsidiaries (the Parent and its subsidiaries together referred to as ("the Group")), for the quarter and half year ended September 30, 2020 (the "Statement") attached herewith, being submitted by the Parent pursuant to the requirements of Regulation 33 of the SEBI (Listing Obligations and Disclosure Requirements) Regulations, 2015, as amended ("Listing Regulations"), read with SEBI Circular No. CIR/CFD/CMD1/44/2019 dated March 29, 2019 ("the Circular").
2. This Statement, which is the responsibility of the Parent's Management and approved by the Parent's Board of Directors at their meeting held on October 30, 2020, has been prepared in accordance with the recognition and measurement principles laid down in Indian Accounting Standard 34, (Ind AS 34) "Interim Financial Reporting" prescribed under Section 133 of the Companies Act, 2013 as amended, read with relevant rules issued thereunder and other accounting principles generally accepted in India. Our responsibility is to express a conclusion on the Statement based on our review.
3. We conducted our review of the Statement in accordance with the Standard on Review Engagement (SRE) 2410, "Review of Interim Financial Information Performed by Independent Auditor of the Entity", issued by Institute of Chartered Accountants of India. This standard requires that we plan and perform the review to obtain moderate assurance as to whether the statement is free of material misstatement. A review of interim financial information consists of making inquiries, primarily of persons responsible for financial and accounting matters, and applying analytical and other review procedures. A review is substantially less in scope than an audit conducted in accordance with Standards on Auditing and consequently does not enable us to obtain assurance that we would become aware of all significant matters that might be identified in an audit. Accordingly, we do not express an audit opinion.

We also performed procedures in accordance with the Circular No. CIR/CFD/CMD1/44/2019 dated March 29, 2019 issued by the SEBI under Regulation 33(8) of the Listing Regulations, to the extent applicable.
4. **The Statement includes the results of the following wholly owned Subsidiaries;**
 - Vakrangee Logistics Private Limited
 - Vakrangee E-Solution Inc. (Philippines)
 - Vakrangee Finserve Limited



5. We did not review the interim financial results and other financial information in respect of 3 subsidiaries included in unaudited consolidated financial results, whose interim financial results/information reflect total assets of Rs. 9310.30 lacs as at September 30, 2020, total revenue of Rs. 2317.41 lacs and Rs. 4783.42 lacs, total net profit after tax of Rs. 308.48 and Rs. 577.14 lacs, total comprehensive income of Rs. 306.39 Lacs and Rs. 585.83 lacs for the quarter and half year ended on September 30, 2020, and net cash outflow of Rs 331.44 lacs for the period from April 1, 2020 to September 30, 2020, as considered in the consolidated unaudited financial results. These interim financial results have been reviewed by other auditors, whose reports have been furnished to us by the Parent Management. Our conclusion, in so far as it relates to the affairs of such subsidiaries, is based solely on the reports of other auditors and procedures performed by us as stated in paragraph 3 above.

One of the Subsidiary is located outside India whose interim financial results has been prepared in accordance with the accounting principal generally accepted in such country and which has been reviewed by the other auditor under generally accepted auditing standards applicable in that country. The Parent's management has converted this financial result of such subsidiary located outside India from accounting principle generally accepted in that country to accounting principle generally accepted in India. Our conclusion in so far as it relates to the balances and affairs of such subsidiary located outside India is based on the reports of other auditor and conversion adjustment prepared by the management of the Company and reviewed by another chartered accountant whose report has been furnished to us on which we placed reliance.


Our conclusion on the statement is not modified in respect of the above matters.

6. Emphasis of Matter

We draw attention to Note 4 to the statement, which describes the economic consequences/disruption, the Company is facing as a result of COVID-19 pandemic, which is impacting revenues of the Group for quarter and half year ended September 30, 2020 due to closed down and disruption of services offered by Company such as Assisted Online shopping (E-Commerce B2B and B2C), Online Pharmacy, Travel services and Logistics, supply chain of Hardware for Vakrangee Kendra. Our opinion is not modified in respect of this matter.

7. Based on our review conducted and procedures performed as stated in paragraph 3 above and based on the consideration of the review reports of the other auditors referred to in paragraph 5 above, nothing has come to our attention that causes us to believe that the accompanying Statement, prepared in accordance with recognition and measurement principles laid down in the aforesaid Indian Accounting Standard ('Ind AS') specified under Section 133 of the Companies Act, 2013, as amended, read with relevant rules issued thereunder and other accounting principles generally accepted in India, has not disclosed the information required to be disclosed in terms of Listing Regulations, 2015, including the manner in which it is to be disclosed, or that it contains any material misstatement.

For A. P. Sanzgiri & Co.
Chartered Accountants
Firm Registration Number 116293W



Anil Agrawal
Partner

Membership No: 041396
UDIN: 20041396AAAABE7121

Date: October 30, 2020
Place: Mumbai