

“Asia’s Pioneering Hospitality Chain of Environmentally Sensitive 5 Star Hotels & Resorts”

23rd February, 2023

To,
DCS,
Bombay Stock Exchange Limited
Phiroze Jeejeebhoy Towers,
Dalal Street,
Mumbai - 400 001

To,
The Manager
Listing Department
National Stock Exchange of India Limited
Exchange Plaza, C-1, Block G,
Bandra –Kurla Complex,
Bandra (E), Mumbai – 400 051

Code: 526668
ISIN: INE967C01018

Symbol:- KAMATHOTEL

Sub: Submission of Investors Presentation

Dear Sirs / Madam,

Pursuant to Regulation 30(6) of SEBI (Listing Obligation and Disclosure Requirement) Regulation, 2015 (Listing Regulations), please find enclosed the copy of the presentation to be circulated to Investor in respect of recent development on fund raising through debt and equity share warrants issue.

Kindly take the above in your records and host in your website.

Thanking you,

Yours faithfully,
For Kamat Hotels (India) Limited



Dr. Vithal V. Kamat
DIN:00195341
Executive Chairman & Managing Director
Encl. a/a.

REGD OFF.: 70-C, Nehru Road, Vile Parle (East), Mumbai - 400 099, India. Tel.:022 2616 4000, Fax :022 2616 4203
Email-Id : cs@khil.com | Website: www.khil.com | CIN: L55101MH1986PLC039307





INVESTOR PRESENTATION

February 2023

**“Asia’s Pioneering Hospitality Chain of
Environmentally Sensitive 5 Star Hotels & Resorts”**



Safe Harbor

This presentation and the accompanying slides (the “Presentation”), which have been prepared by Kamat Hotels (India) Limited (the “Company”), solely for information purposes and do not constitute any offer, recommendation or invitation to purchase or subscribe for any securities, and shall not form the basis or be relied on in connection with any contract or binding commitment whatsoever. No offering of securities of the Company will be made except by means of a statutory offering document containing detailed information about the Company.

This Presentation has been prepared by the Company based on information and data which the Company considers reliable, but the Company makes no representation or warranty, express or implied, whatsoever, and no reliance shall be placed on the truth, accuracy, completeness, fairness and reasonableness of the contents of this Presentation. This Presentation may not be all inclusive and may not contain all of the information that you may consider material. Any liability in respect of the contents of, or any omission from, this Presentation is expressly excluded.

Certain matters discussed in this Presentation may contain statements regarding the Company’s market opportunity and business prospects that are individually and collectively forward-looking statements. Such forward-looking statements are not guarantees of future performance and are subject to known and unknown risks, uncertainties and assumptions that are difficult to predict.

These risks and uncertainties include, but are not limited to, the performance of the Indian economy and of the economies of various international markets, the performance of the industry in India and world-wide, competition, the Company’s ability to successfully implement its strategy, the Company’s future levels of growth and expansion, technological implementation, changes and advancements, changes in revenue, income or cashflows, the Company’s market preferences and its exposure to market risks, as well as other risks.

The Company’s actual results, levels of activity, performance or achievements could differ materially and adversely from results expressed in or implied by this Presentation. The Company assumes no obligation to update any forward-looking information contained in this Presentation. Any forward-looking statements and projections made by third parties included in this Presentation are not adopted by the Company and the Company is not responsible for such third-party statements and projections.

THE

 **ORCHID**[®]

—ECOTEL HOTELS & RESORTS—

FRIENDLY. ECO-FRIENDLY

Table of Contents

01

Industry Overview

02

Company Overview

03

Business Overview

04

Financial Overview

05

Property Locations

01. Industry Overview

A. Key Growth Drivers

ROBUST DEMAND

International tourist arrivals in India expected to reach 30.5 million by 2028.

ATTRACTIVE OPPORTUNITY

Diverse portfolio of with focus on niche tourism products – cruises, adventure medical, wellness, sports, MICE, eco-tourism, films, rural & religious tourism

KEY GROWTH DRIVERS

Government has allocated 100% FDI in Tourism & Hospitality sector under automated route. Swadesh Darshan scheme has 13 thematic circuits across the country selected for development of tourism infrastructure

In the Budget 2022-23, the government has allotted Rs. 2400 crore (US \$ 309.13 million) for development of tourism infrastructure under Swadesh Darshan Scheme for the growth of tourism infrastructure in India

POLICY SUPPORT

BOOSTING HOSPITALITY

B. Key Industry Challenges

COMPETITION

Entry of Travel aggregators intensifies competitive landscape




INFRASTRUCTURE

Limited land availability at the desired location
Rising property prices



REGULATORY

Delays in getting approvals and licenses leading to increasing project cost and Increase in Compliance under ESG



FUNDING

Increasing cost of debt
Medium to small size hotels, not favorable to PE, VC funding



Content

02

Company Overview

- Background
- Journey, Milestones
- Structure & Shareholding
- Promoter
- Board of Directors
- Key Management Personnel

Background: Who are we?

- Kamat Hotel (India) Limited has a legacy of 70 years experience in hospitality started by Late Shri **Venkatesh Krishna Kamat** which was successfully succeeded by his son Dr. Vithal Venkatesh Kamat 2nd generation entrepreneur who is a pioneer in green hotels and an environmentalist.
- Kamat Hotels (India) Limited (KHIL): was incorporated on March 31st, 1986, by **Dr. Vithal Venkatesh Kamat** and successfully leading by 3rd generation hotelier Mr. Vishal Vithal Kamat.
- Company went public in 1994 and shares of KHIL got listed on BSE and NSE
- Established hotel brands like - **The Orchid “An Ecotel Hotel in the 5-Star segment”, Fort Jadhavgad, Lotus Resorts & IRA by Orchids .**
- KHIL has grown in the past 29 years from a residential hotel to 13 Hotels properties in 4 & 5 Star categories in Business hotels, Leisure Resorts & Destination Resorts and received 91 prestigious national and International awards under the vision of Dr. Vithal Venkatesh Kamat (CMD)

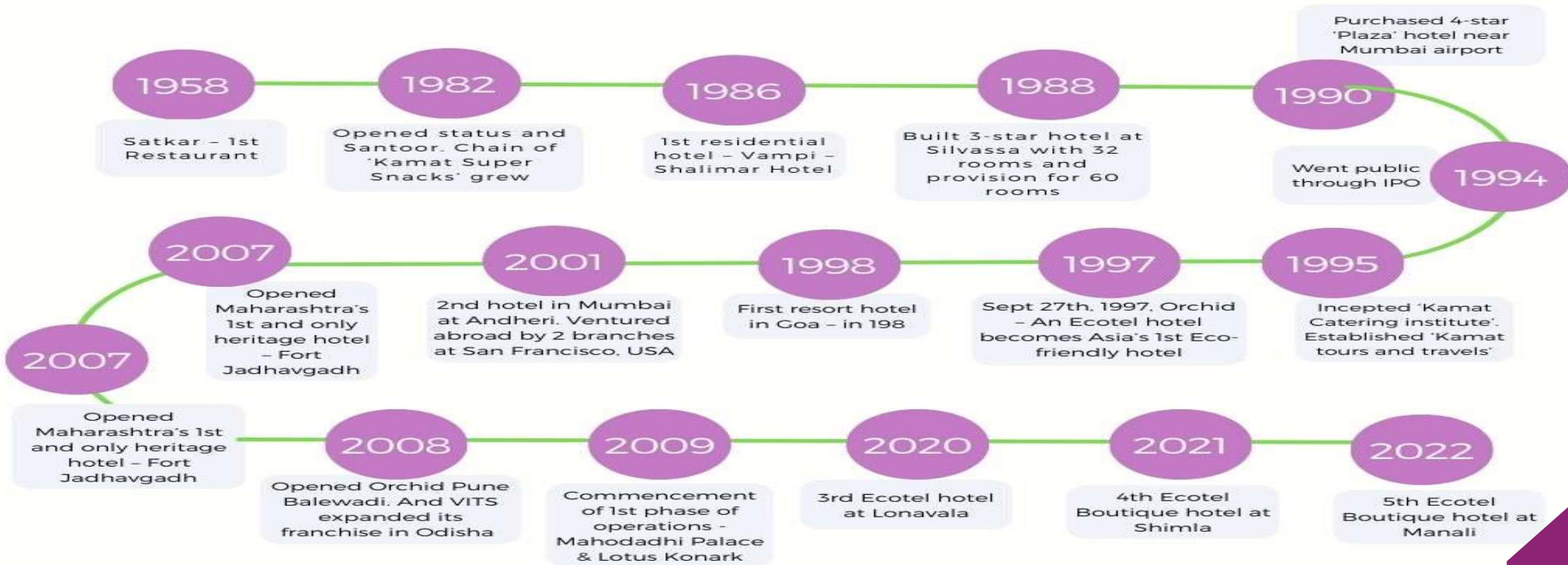
Management of hotels owned by other parties under contract

Operation of hotels owned & leased by the Company

Orchid Loyalty Program

Activities

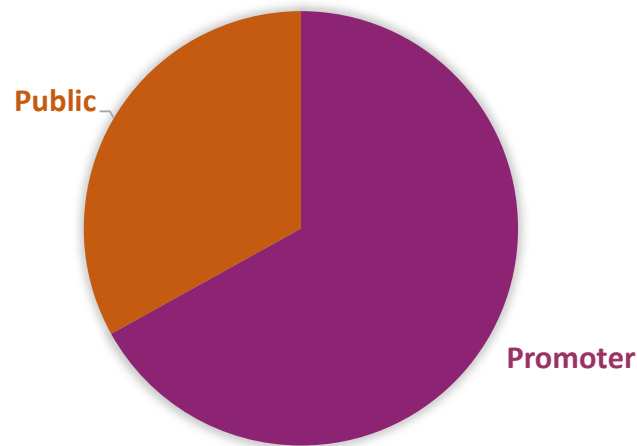
Journey of Kamat Group and Milestones



Structure and Share holding patters



Shareholding	Percentage
Promoters	60.90%
Public	39.10%
Total	100%



Promoters – Backbone of KHIL



Dr. Vithal V. Kamat - (Executive Chairman & Managing Director)

Dr Vithal Venkatesh Kamat, a second-generation restaurateur, a pioneer in green hotels, an environmentalist, an entrepreneur, an educationalist, an antiquarian, an ornithologist, an author, a globetrotter, and a black belt holder in karate, is a versatile personality. Having begun his journey in a small, family-owned vegetarian restaurant, Dr. Vithal Kamat today is Chairman and Managing Director of Kamat Hotels (India) Limited with an experience of 38+ years in the line of Hospitality Business.

Dr Kamat is a recipient of many National and International Awards including “**Best CEO of Industry Award**” by The Indian Express, “**Golden Peacock Award**” received from the hands of His Holiness The Dalai Lama. The International Council of Pacific Area Travel writers Association (PATWA) honoured Dr. Kamat with lifetime contribution award “**Hall of Fame Lifetime Contribution in Hospitality Industry Award**” given at the ITB, Berlin, Germany 2008.

Mr. Vishal Vithal Kamat (CEO – Fort JadhavGadh)

He is guided by Dr. Vithal Kamat towards achieving various milestones for Brand Orchid in Mumbai, Pune etc. He is also behind the Orissa Expansion which has reaped excellent result for the group. Keeping with the family tradition, he was made to work from the ground up and started working since age of 13.

He has achieved numerous recognitions such the ‘Hotel & Restaurant Associates Western India Award’ during its 60th Diamond celebrations & the ‘Young Achiever 2013 Award’ from the Maharashtra Chamber of Commerce Industry & Agriculture in the year 2013 and is on the CII Maharashtra Tourism Panel.



Board of Directors

1

Mr Ramnath P. Sarang - Independent Director - He is a Commerce Graduate (Hons) with a varied and rich professional experience. With more than 25 years of experience in the Hospitality Industry, he was appointed as a Non-Executive Independent Director (Additional Director) on the Board of the Company w.e.f 27th May 2019.

2

Mrs Harinder Pal Kaur – Independent Director - She is M.A (Economics) from Mumbai University with over 14 years of experience in coordinating hospitality projects for environmentally sustainable design & operational practices. She is now teaching at college & university levels and practising holistic healing & holistic nutrition.

3

Mr. Vilas Ramchandra Koranne – Independent Director - He is B. E. (Civil) Bombay University passed in the year 1976. Worked in M.C.G.M. post of Sub Engineer, Asst. Engineer and Deputy Chief Engineer for 33 years. He was appointed as a Non-Executive Independent Director (Additional Director) on the Board of the Company w.e.f 29th June, 2021.

4

Mr Sanjeev Badriprasad Rajgarhia - Non Executive Director - He has been inducted on the Board w.e.f. 28th August 2020. He is Commerce Graduate from Mumbai University, Diploma in Pharmaceutical Business Management, Diploma in Shipping Management and Diploma in Patents Law & Intellectual Property Rights Laws.

5

Miss. Vidita Vithal Kamat - Non-Executive Director - She has been inducted on the Board w.e.f. 29th September 2020. She is a Commerce graduate from Mumbai University and Diploma in Craft Course. She has an experience of about 10 years in the Bakery and Confectionary industry.

THE

Key Management Personnel

Smita B. Nanda - CFO Kamat Group

Ms. Smita Nanda 29+ years cross Cultural Professional Experienced in varied industries namely Manufacturing Sector, Service Industry, Real Estate and Hospitality Sector in functions of Accounts (IND AS, & IFRS), Business Planning & Structuring, Mergers and Amalgamations, New project Acquisitions, Project Funding through PE, NBFC, FPI, Raising funds through Rights Issue, NCDs & Warrants, Channel Management and Network Project with Proficiency in Direct and Indirect Taxation. A strategic planner with proficiency in monitoring and implementing various financial systems and tools.



Sanjeev Advani - Vice President Sales

Mr. Sanjeev Advani is a passionate hospitality professional with over 3 decades of work experience in the industry. Prior to this, he was associated with Lemon Tree Hotels as “Area Director of Sales – Western Region”. He has worked with reputed brands such as The Leela Palaces and Resorts, Oberoi Hotels and Resorts, Hyatt Hotels Corporation, The Sofitel Mumbai and Hilton Shillim. He specializes in designing and executing winning strategies for marketing, sales, business development and branding.

Varun Sahni – Vice President Operations

Mr. Varun Sahni is a senior management professional with experience of over 27 years in operations and sales management in the hospitality industry. Experienced in managing entire gamut of hotels including 5 star, luxury resorts, heritage properties and business hotels. Adept in managing business during all stages of growth including start-up and stability. Strategize and steer initiatives for employee management and retention, cost control and customer satisfaction.



Key Management Personnel cont...

Mr. Ayon Bhattacharya - Vice President - West India

Mr. Ayon Bhattacharya is a professional having over 3 decades of experience, driving growth and achieving awards in the hospitality industry. His expertise includes hotel pre-opening, operations leadership, quality audits, financial performance improvement, and cost benchmarking. They have received numerous awards, including Hospitality Superstar by CMO Asia and Rising Star Award for Best Opening Hotel in Asia Pacific.



Mr. Clifford Dsilva - General Manager Human Resource

Mr. Clifford Dsilva has 19 years of versatile experience in HR across diverse industries. As the GM HR at Kamat Hotels, he holds a Master's in HR, a Post-graduation in Management, and an Executive Development Program in HR Analytics from XLRI. He's won several awards, including Maharashtra Best Employer Brand 2022 and 251 Most Talented HR Leaders, and his competencies include Strategic HR Operations, Talent Acquisition, and Performance Management.

Mr. Shailesh Bhagwat

Mr. Shailesh Bhagwat is an experienced technocrat with over 27 years of experience, including 16 years in IT and project management in the hospitality industry. They have expertise in managing projects, networking, LAN/WAN, server administration, and installing and configuring OS and software. They also have awards like Star Achiever and Mobility Icon.



Content

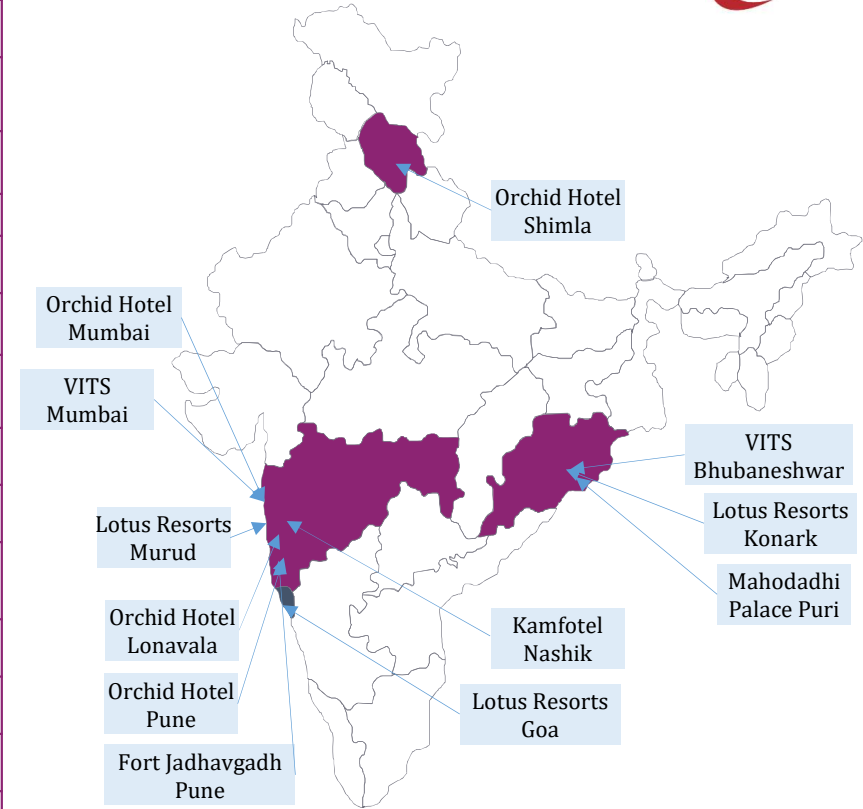
03

Business Overview

- List of Assets and Hotels
- Competitive Advantage

List of Hotels Owned, Leased & Managed

Hotel	Location	Type	Keys
Orchid Hotel	Pune	Leased	410#
Orchid Hotel	Mumbai	Owned	372
VITS	Mumbai	Owned	195
VITS	Bhubaneshwar	Leased	111
Orchid Hotel	Shimla	Mgmt. Cont.	96
Fort Jadhav Gadh	Pune	Leased	58
Lotus Resorts	Goa	Free Hold	48
Orchid Hotel	Lonavala	Mgmt. Cont.	36
Orchid Hotel	Manali	Mgmt. Cont.	32
Lotus Resorts	Konark	Leased	33
Kamfotel Nashik	Nashik	Leased	31
Lotus Resorts	Murud	Leased	40
Mahodadhi Palace	Puri	Leased	29
TOTAL			1,491



Group had presence primarily in Maharashtra and Orissa and recently started focusing in other geographies like Himachal Pradesh and Punjab/ Chandigarh

#Presently, 386 rooms are operational and remaining 24 rooms will be operational in FY 24. The structure for balance rooms is ready and only interior work needs CAPEX

* Initial Lease was given for 30 years and expiring on July 31, 2024 with a renewal clause of additional 30 years

Competitive Advantage



- Balanced portfolio having presence in over 12 locations in 4 states.
- Strong sales presence across major source markets in India.
- Affordable luxury having plethora of options for modern travellers with experience of elite services

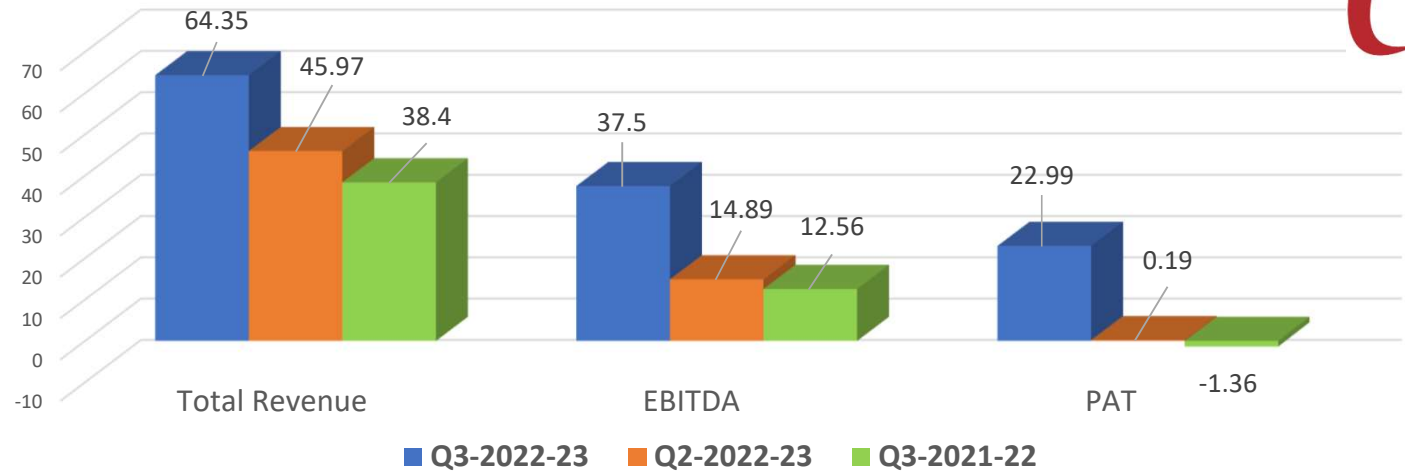
Content

04

Financial Overview

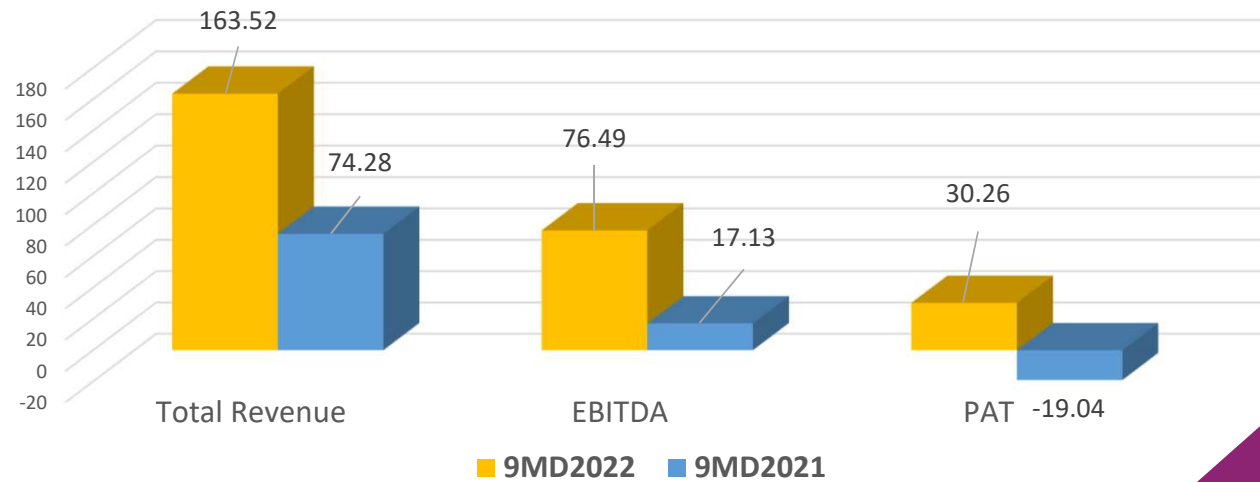
- Financial Results
- Quarterly Highlights
- Historical Performance
- Success and Growth Path Ahead

Standalone Quarterly Financial Results



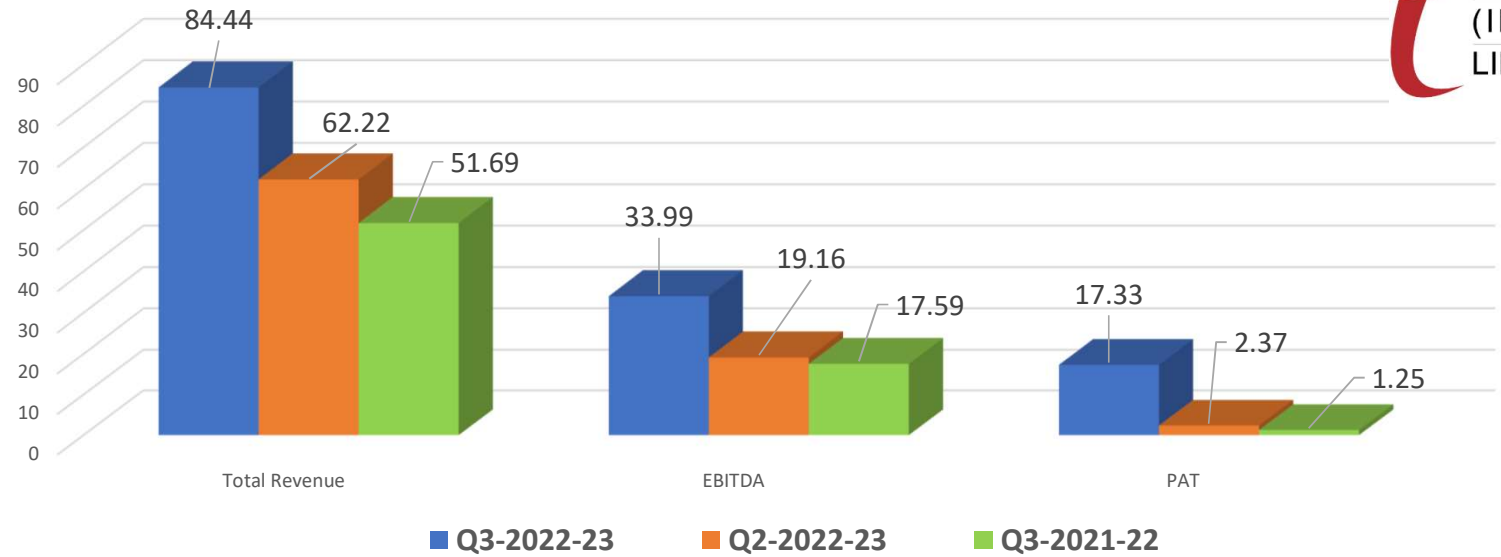
Quarter Ended

Standalone Nine Months Financial Results



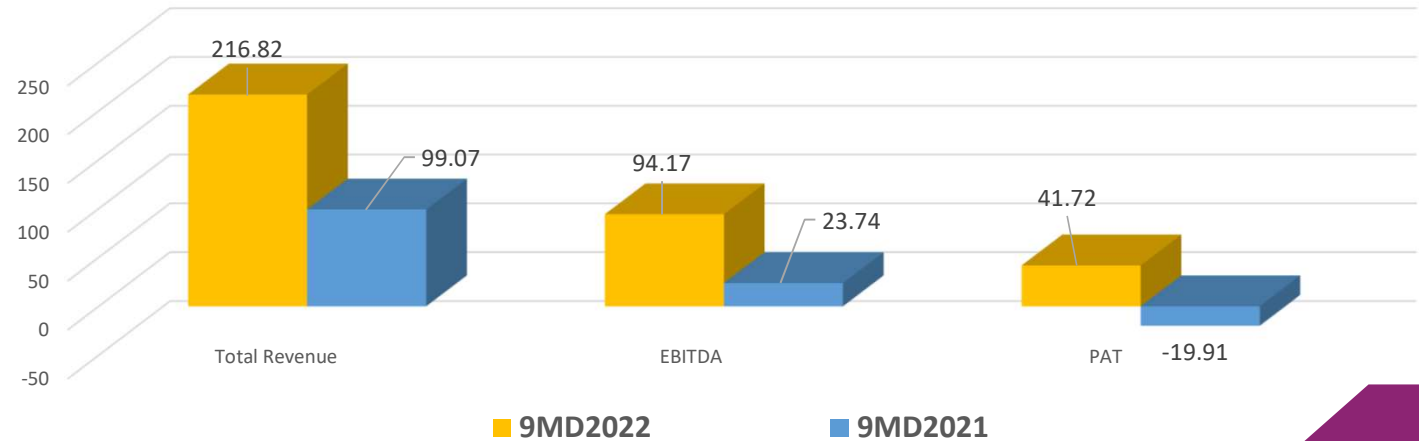
Nine Months Ended

Consolidated Quarterly Financial Results



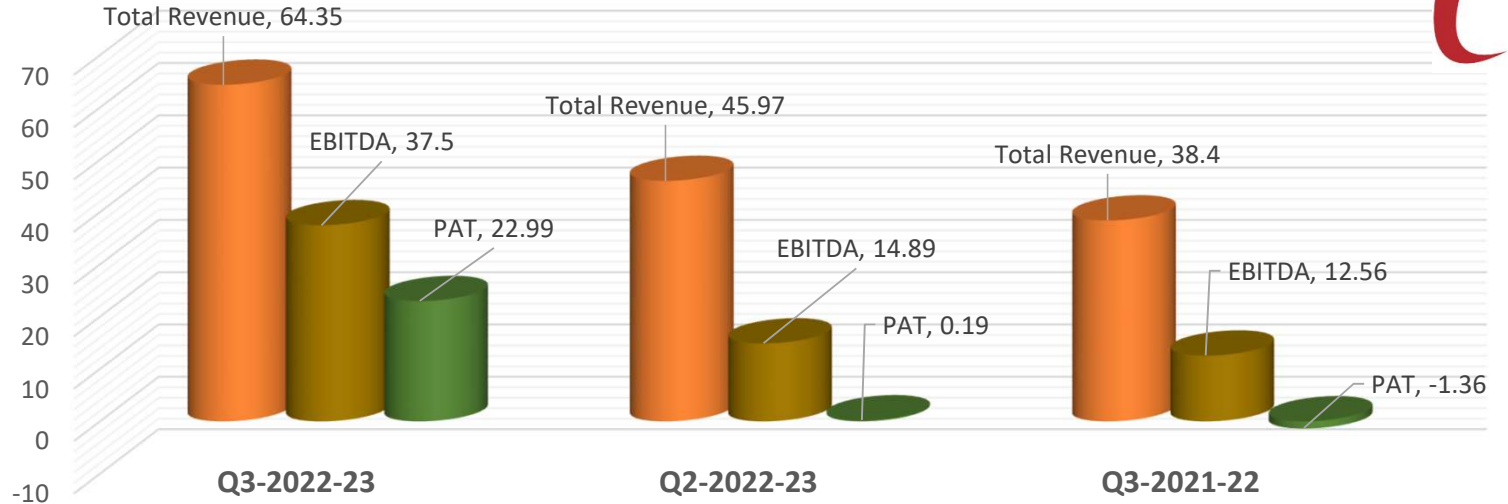
Quarter Ended

Consolidated Nine Months Financial Results



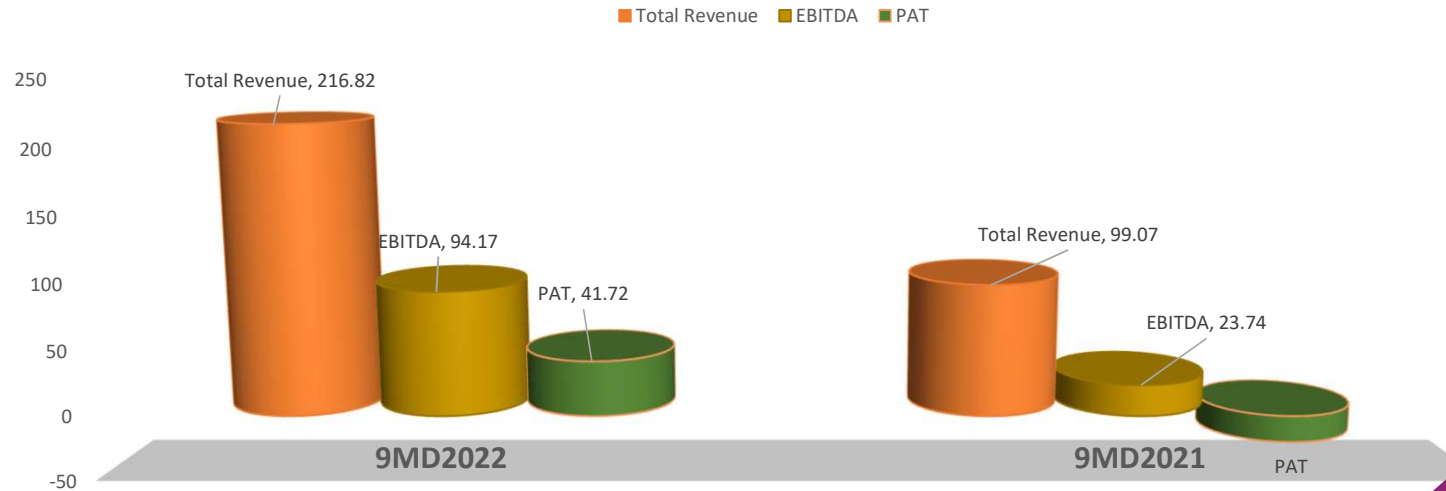
Nine Months Ended

Standalone Quarterly Highlights



Quarter Ended

Consolidated Quarterly Highlights



Nine Months Ended

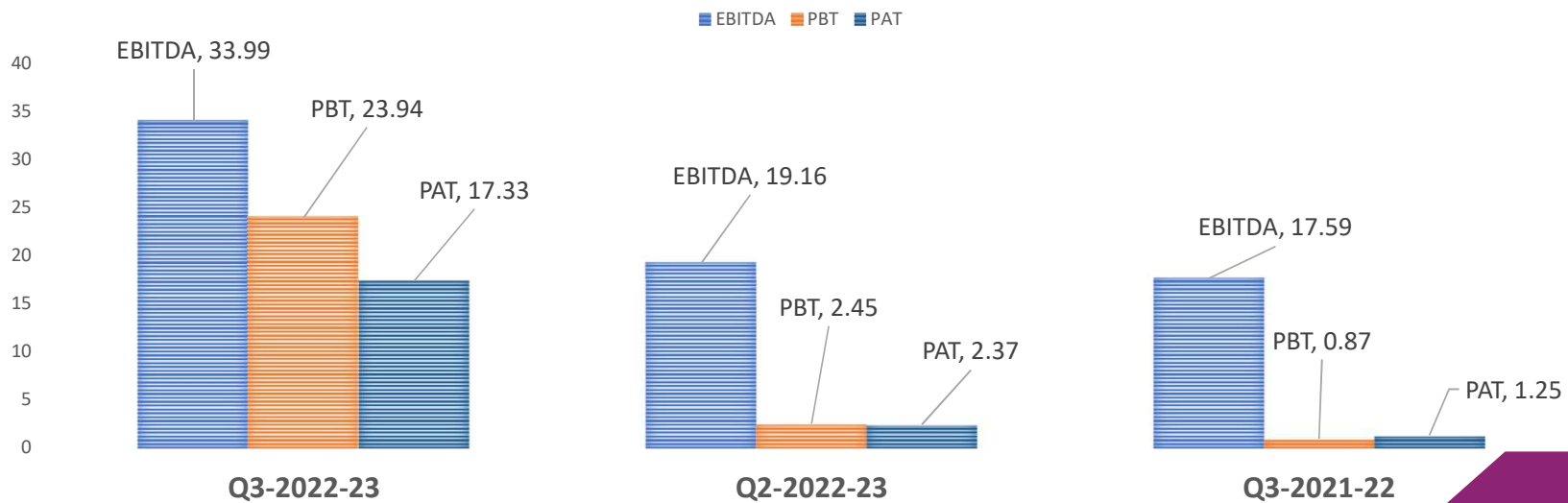
Quarter Ended

Standalone Quarterly Growth in Profits

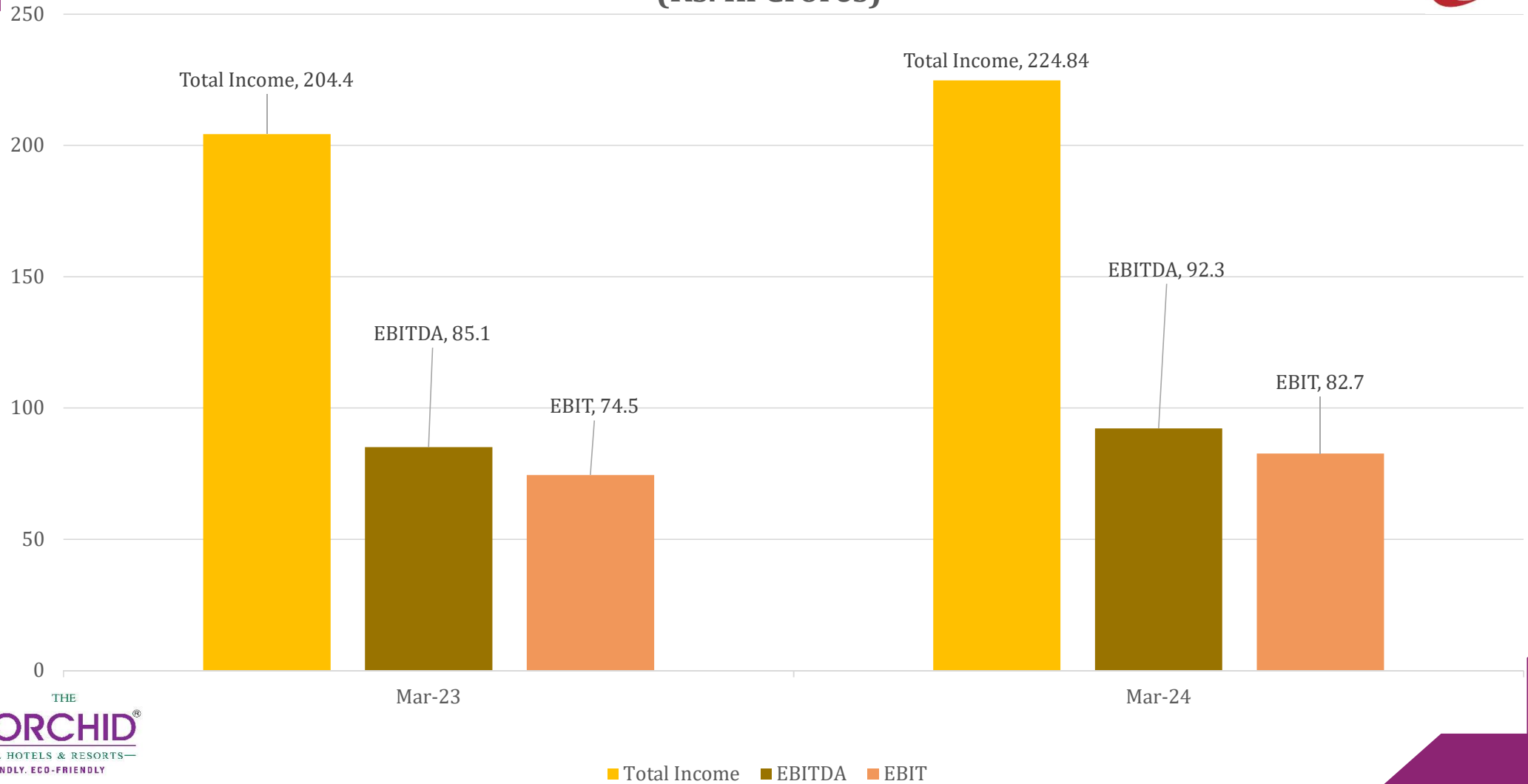


Nine Months Ended

Consolidated Quarterly Growth In Profits



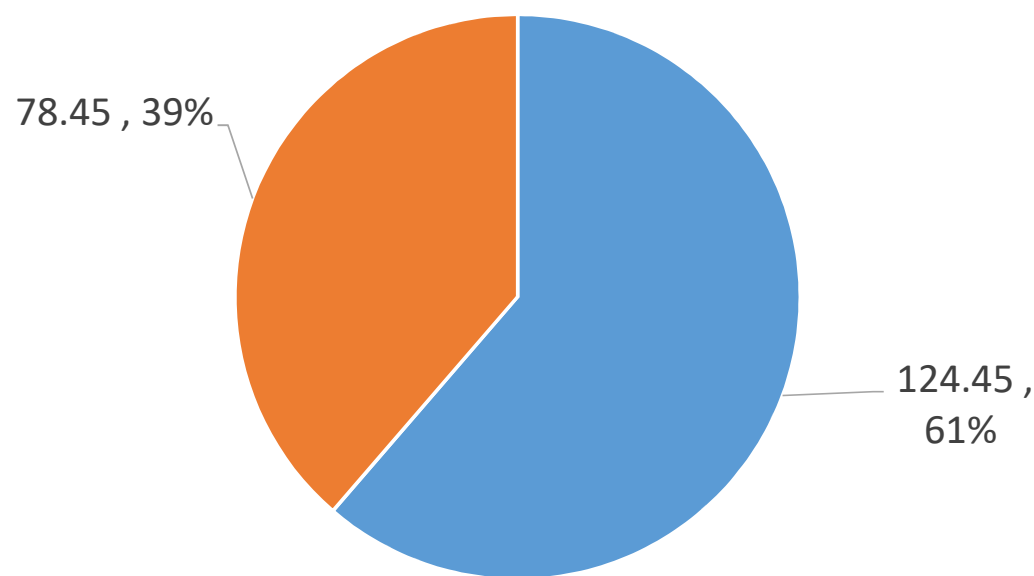
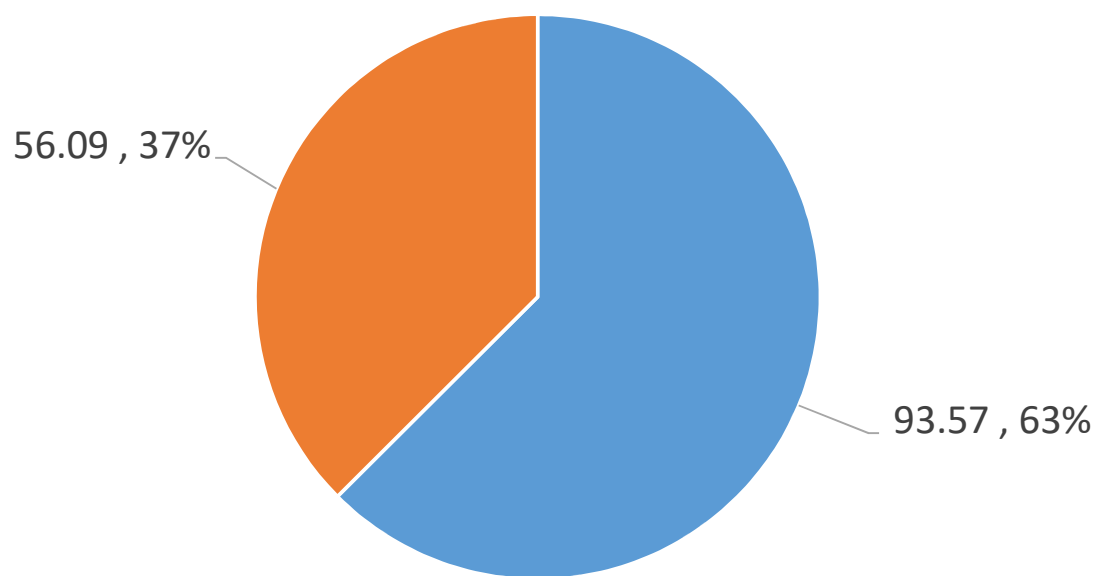
Management Estimates for FY 2022-23 and Projections for FY 2023-24 Standalone (Rs. In Crores)



Revenue from Operation – Rs. In Crores

Standalone 9Months-2022-23 Unaudited

Consolidated 9Months-2022-23 Unaudited



■ Room income ■ Food and banquet income

■ Room income ■ Food and banquet income

Standalone Profit and Loss Account for last five year (Rs. In Crores)

Particulars	Mar-18	Mar-19	Mar-20	Mar-21	Mar-22	Dec-22
Revenue						
Revenue from Operations	170.40	192.60	179.30	51.60	108.20	161.55
Other Income	5.00	1.80	0.90	1.00	0.60	1.97
Total Income	175.30	194.40	180.20	52.60	108.80	163.52
Expenses						
Consumption of food & beverages	16.70	17.60	16.40	5.10	10.90	13.20
Employee Benefit Expenses	39.50	44.30	45.20	11.90	24.20	25.71
Other expenses	59.00	63.50	61.60	27.60	45.90	58.57
Total operating Expenses	115.20	125.40	123.10	44.60	81.00	97.48
EBITDA	60.10	69.10	57.10	8.00	27.80	66.05
EBITDA %	34%	36%	32%	15%	26%	40%
Finance Costs	14.80	22.00	34.40	38.90	47.50	29.61
Depreciation	11.70	11.00	10.50	10.00	10.40	7.56
EBT and Exceptional Item	33.60	36.10	12.20	-40.90	-30.10	28.88
Exceptional Items (inc. gain on settlement)	17.50	-	23.70	3.70	-	10.44
PBT	51.10	36.10	35.90	-37.10	-30.10	39.32
Tax	13.20	10.80	0.20	-9.60	-7.40	9.06
PAT	37.90	25.30	35.70	-27.60	-22.80	30.26
OCI	-	-	0.10	0.30	-	0.18
Total Income inc.OCI	37.90	25.40	35.80	-27.20	-22.80	30.44
PAT Margin	22%	13%	20%	-52%	-21%	19%

Standalone Unaudited Financial Results Q3-2023 (Rs. In Crores)

Particulars	Quarter ended 31st Dec 2022	Quarter ended 30th Sept 2022	Quarter ended 31st Dec 2021	Nine months ended 31st Dec 2022	Nine months ended 31st Dec 2021	Year ended 31st March 2022
	Unaudited	Unaudited	Unaudited	Unaudited	Unaudited	Audited
Income						
(a) Revenue from operations	63.73	45.62	38.21	161.55	73.81	108.19
(b) Other income	0.63	0.35	0.18	1.97	0.47	0.61
Total income	64.35	45.96	38.40	163.52	74.28	108.79
Expenses						
(a) Consumption of food and beverages	5.09	3.83	4.24	13.20	7.59	10.85
(b) Employee benefits expense (Refer note 9)	9.17	8.51	6.85	25.71	16.39	24.16
(c) Finance cost	5.32	12.14	11.75	29.61	34.98	47.53
(d) Depreciation and amortisation expense	2.58	2.48	2.55	7.56	7.45	10.03
(e) Other expenses						
(i) Heat, light and power	3.09	3.08	2.51	9.27	6.06	8.19
(ii) Others	19.94	15.65	12.23	49.30	27.09	37.74
Total expenses	45.19	45.69	40.13	134.64	99.57	138.49
Profit / (Loss) before exceptional items and tax [1-	19.16	0.27	(1.74)	28.88	(25.30)	(29.70)
Exceptional item - income (Refer note 3(b)(i))	10.44	-	-	10.44	-	-
Profit / (Loss) for the period / year before tax [3+4]	29.60	0.27	(1.74)	39.32	(25.30)	(29.70)
Tax expense						
Current tax	-	-	-	-	-	-
Deferred tax expense / (credit) for current period / year	6.61	0.07	(0.38)	9.05	(6.26)	(7.36)
Short provision for current tax / deferred tax (net)	-	0.01	-	0.01	-	0.01
Total tax expenses	6.61	0.08	(0.38)	9.06	(6.26)	(7.36)
Profit / (Loss) for the period / year [5-6]	22.99	0.19	(1.35)	30.26	(19.04)	(22.34)
Other comprehensive income						
Items that will not be reclassified to profit or loss						
(i) Remeasurement of defined benefit plans	(0.03)	0.15	-	0.24	0.11	0.25
(ii) Income taxes effect on above	0.01	(0.04)	-	(0.06)	(0.03)	(0.06)
Total other comprehensive income	(0.02)	0.11	-	0.18	0.09	0.19
Total comprehensive income for the period / year	22.97	0.30	(1.35)	30.44	(18.95)	(22.16)

THE

Consolidated Unaudited Financial Results Q3-2023 (Rs. In Crores)

Particulars	Quarter ended 31st Dec 2022	Quarter ended 30th Sept 2022	Quarter ended 31st Dec 2021	Nine months ended 31st Dec 2022	Nine months ended 31st Dec 2021	Year ended 31st March 2022
	Unaudited	Unaudited	Unaudited	Unaudited	Unaudited	Audited
Income						
(a) Revenue from operations	83.81	61.73	51.38	214.48	98.29	144.49
(b) Other income	0.63	0.49	0.32	2.34	0.79	1.14
Total income	84.44	62.23	51.69	216.82	99.07	145.63
Expenses						
(a) Consumption of food and beverages	7.06	5.21	5.79	18.12	10.57	14.94
(b) Employee benefits expense (Refer note 14)	12.73	12.22	8.92	35.71	21.05	31.38
(c) Finance cost	6.04	12.86	12.46	31.75	37.12	50.45
(d) Depreciation and amortisation expense	4.01	3.85	4.26	11.64	12.83	17.02
(e) Other expenses						
(i) Heat, light and power	4.30	4.22	3.53	12.99	8.62	11.65
(ii) Others	26.49	21.42	15.85	66.40	34.68	49.84
Total expenses	60.63	59.78	50.81	176.61	124.87	175.28
Profit / (Loss) before share of Profit / (loss) of joint venture, exceptional items and tax [1-2]	23.81	2.45	0.88	40.21	(25.80)	(29.65)
Share of profit / (loss) from joint venture accounted for using equity method (Refer note 18)	0.13	-	(0.01)	0.13	(0.41)	(0.41)
Profit / (Loss) before exceptional items and tax [3+4]	23.94	2.45	0.87	40.35	(26.21)	(30.07)
Exceptional item - income - net (Refer note 4(b)(i))	10.44	-	-	10.44	-	-
Profit / (Loss) for the period / year before tax [5+6]	34.38	2.45	0.87	50.78	(26.21)	(30.07)
Tax expense						
Current tax	0.00	0.00	0.00	0.00	0.00	0.00
Deferred tax expenses / (credit) for current period / year (net) (Refer note 16)	6.61	0.07	(0.40)	9.05	(6.32)	(7.41)
Short provision for current tax / deferred tax (net)	-	1.46	1.23	1.46	1.23	0.73
Total tax expenses	6.61	1.53	0.84	10.51	(5.08)	(6.67)
Profit / (Loss) for the period / year [7-8]	27.77	0.92	0.04	40.27	(21.13)	(23.39)
Other comprehensive income						
Items that will not be reclassified to profit or loss						
(i) Remeasurement of defined benefit plans	(0.01)	0.17	-	0.32	0.17	0.31
(ii) Income taxes effect on above	0.01	(0.04)	-	(0.06)	(0.03)	(0.06)
Total other comprehensive income	0.00	0.13	-	0.26	0.14	0.25
Total comprehensive income for the period / year [9+10]	27.77	1.06	0.04	40.54	(20.99)	(23.14)
Total comprehensive income for the period / year						
(a) To owner of parent	27.77	1.06	0.04	40.54	(20.99)	(23.14)
(b) To non controlling interest	-	-	-	-	-	-

Rising to Success: Strategies for Reviving and Focusing Business Growth

Focus Business Approach

Company is streamlining business operation and focusing high margin activities

Remarkable History

Company has achieved lots of business awards and value created for nation building

Growth In Profits

The Company is committed to value creation for its stakeholders. Companies operations are generating significant growth in profits

Gaining Stakeholders Trust

Company's Management are committed to revive its business and making continuous efforts to achieve it.

Reviving Business and Achieving new growth milestone

Company is writing new history and shown commitment to growth of the business



Glorious History to Bad Phase of Company's business operations after 2008 & further added by Covid-19, the Company came out with strong commitment to revive business operation in Financial Year 2022-23 by settling significant debts and focusing more on High Margin activities which resulted in exceptional performance of the Company



Significant Milestone in revival of Business

The Company has achieved significant steps towards settlement of its debts, revive its business and improved its margins.

- The Company is happy to inform that the total debt as on 31st December 2022 was Rs.487 crores but through internal accruals, sale of assets, scheduled payments and One Time Settlements (OTS) the company is now free from financial stress and all financial litigations including but not limited to DRT and NCLT. The company is happy to inform that now the total debt lies through listed Non-Convertible Debentures of Rs.297.50 crores and in addition the promoters and investors will be infusing Rs.57.19 crores through Convertible Warrants further reducing the debt liability.
- The company will also redeem NCDs by Rs.125 crores by sale of its asset – VITS Mumbai as already approved by the shareholders and lenders for reduction in debt.

List of the Listed Non-Convertible Debenture (NCD) Holders

Sr No	Name	No of NCD	Amount (in CR)
1	PURPLE CLOVER TREE LLP	19,750	197.50
2	SBIFM SPECIAL SITUATION FUND I	6,000	60.00
3	TRUE NORTH CREDIT OPPORTUNITIES FUND I	4,000	40.00
	Total	29,750	297.50

List of the Convertible Warrant Subscribers

Sr No	Name of the Proposed Allottees Promoter Group	Total number of Warrants to be converted to Shares	Amount
1	Dr Vithal Kamat	5,89,602	5,71,91,394
2	Mr. Vishal Kamat	5,89,601	5,71,91,297
3	Mrs. Vidya Kamat	5,89,601	5,71,91,297
4	Plaza Hotels Private Limited	11,79,203	11,43,82,691
	Total (A)	29,48,007	28,59,56,679

Sr No	Name of the Proposed Allottees Non-Promoter Group	Total number of Warrants to be converted to Shares	Amount
1	Purple Clover Tree LLP	9,82,669	9,53,18,893
2	Alpha Alternatives Holdings Pvt Ltd	9,82,669	9,53,18,893
3	Alpha Alternatives Structured Credit Opportunity Fund	9,82,669	9,53,18,893
	Total (B)	29,48,007	28,59,56,679
	Grand Total (A+B)	58,96,014	57,19,13,358

SUCCESSFUL ON GOING PROJECTS - THE ORCHID HOTEL- MUMBAI

Asia's First Ecotel Certified 5 Star hotel located close to the Mumbai Domestic Airport



Dining:




HOTEL ORCHID, PUNE

Pune's Largest Convention & Mice Destination



Dining:



HOTEL ORCHID, SHIMLA



Dining: **|| Vindhya's ||**
All Day South Specialities

The HOUSE of GLASS
Multi-cuisine Fine Dine
Harrington's
THE BAR WITH A VIEW



THE **ORCHID**[®]
—BOUTIQUE ECOTEL RESORT—
FRIENDLY, ECO-FRIENDLY
— SHIMLA —

HOTEL ORCHID, LONAVALA



Dining:



|| Vindhya's ||
All Day South Specialities




THE **ORCHID**[®]
—BOUTIQUE ECOTEL RESORT—
FRIENDLY, ECO-FRIENDLY
— LONAVALA —

HOTEL ORCHID, MANALI



Dining:



FORT JADHAVGADH

Maharashtra's first Fort Heritage Hotel



Dining:


Kund
The Pool Bar

Aangan
The Courtyard

Chhajja
All day dining

Payatha
Ethnic Foothill Restaurant

Fort
Jadhav GADH
A Gadh Heritage Hotel
Ladh, Jhagadh, Aage Badh...



LOTUS, MURUD



Dining:
Wadi Restaurant

LOTUS RESORTS
Chill. Still. Tranquil.
Murud - Dapoli



LOTUS, GOA



Dining:
Sea Wave Restaurant
Sea Shell - The Bar


LOTUS RESORTS
Chill. Still. Tranquil.
Goa



VITS, BHUBANESWAR



VITS, MUMBAI



THE ORCHID®
—ECOTEL HOTELS & RESORTS—
FRIENDLY. ECO-FRIENDLY

Dining: The Melting Pot
MULTI CUISINE Coffee Shop

BEHIND-BARS
Rest-O-Bar

Dining: CELEBRATIONS THE ROOF TOP Pool Side



KAMFOTEL, NASHIK



LOTUS, KONARK



LOTUS RESORTS

Chill. Still. Tranquil.
Ramchandi Beach, Konark

&

Upcoming Locations

Dining:



- Udaipur, Rajasthan
- Aurangabad

- Chandigarh
- Konkan Coast

THE

ORCHID®
—ECOTEL HOTELS & RESORTS—
FRIENDLY. ECO-FRIENDLY



THE
ORCHID[®]
— FIVE STAR ECOTEL HOTEL —
FRIENDLY. ECO-FRIENDLY
PUNE

THE
ORCHID[®]
— BOUTIQUE ECOTEL RESORT —
FRIENDLY. ECO-FRIENDLY
— LONAVALA —

THE
ORCHID[®]
— BOUTIQUE ECOTEL RESORT —
FRIENDLY. ECO-FRIENDLY
— SHIMLA —

THE
ORCHID[®]
— BOUTIQUE ECOTEL RESORT —
FRIENDLY. ECO-FRIENDLY
— MANALI —

THE
ORCHID[®]
— FIVE STAR ECOTEL HOTEL —
FRIENDLY. ECO-FRIENDLY

Fort
Jadhav GADH
A Gadh Heritage Hotel
Ladh, Jhagadh, Aage Badh...



**MAHODADHI
PALACE**
— A Beach View Heritage Hotel —
Puri - Odisha



LOTUS RESORTS
Chill. Still. Tranquil.
Ramchandi Beach, Konark

LOTUS RESORTS
Chill. Still. Tranquil.
Goa

LOTUS RESORTS
Chill. Still. Tranquil.
Murud - Dapoli



THANKS!



Contact us for any queries : cs@khil.com Visit
our Website www.khil.com for more details