
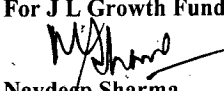



**Format for Disclosures under Regulation 10(6) –Report to Stock Exchanges in respect of any acquisition made in reliance upon exemption provided for in Regulation 10 of SEBI (Substantial Acquisition of Shares and Takeovers) Regulations, 2011**

1.	Name of the Target Company (TC)	NAHAR CAPITAL AND FINANCIAL SERVICES LIMITED			
2.	Name of the acquirer(s)	(i) ATAM VALLABH FINANCIERS LIMITED (ii) J L GROWTH FUND LIMITED (iii) KOVALAM INVESTMENT & TRADING CO. LIMITED			
3.	Name of the stock exchange where shares of the TC are listed	BSE Limited and National Stock Exchange of India Limited			
4.	Details of the transaction including rationale, if any, for the transfer/acquisition of shares.	Inter-se transfer among promoter group			
5.	Relevant regulation under which the acquirer is exempted from making open offer.	Under Regulation 10(1)(a)(ii) of SEBI (SAST) Regulations, 2011			
6.	Whether disclosure of proposed acquisition was required to be made under regulation 10 (5) and if so, - whether disclosure was made and whether it was made within the timeline specified under the regulations. - date of filing with the stock exchange.	Yes  Yes  24.01.2019			
7.	Details of acquisition	Disclosures required to be made under regulation 10(5)	Whether the disclosures under regulation 10(5) are actually made		
	a.	Name of the transferor / seller	Nahar Industrial Enterprises Limited	Yes	
	b.	Date of acquisition	30.01.2019	Yes	
	c.	Number of shares/ voting rights in respect of the acquisitions from each person mentioned in 7(a) above	(i) 378993 Equity Shares (ii) 595560 Equity Shares (iii) 388668 Equity Shares	Yes	
	d.	Total shares proposed to be acquired / actually acquired as a % of diluted share capital of TC	(i) 2.26% (ii) 3.56% (iii) 2.32%	Yes	
	e.	Price at which shares are proposed to be acquired / actually acquired	Rs. 92.35 per shares	Yes	
8.	Shareholding details	Pre-Transaction		Post-Transaction	
		No. of shares held	% w.r.t total share capital of TC	No. of shares held	% w.r.t total share capital of TC
	a	Each Acquirer / Transferee(*)	(i) 56590 Equity Shares (ii) 107516 Equity Shares (iii) 371527 Equity Shares	(i) 0.34% (ii) 0.64% (iii) 2.22%	(i) 435583 Equity Shares (ii) 703076 Equity Shares (iii) 760195 Equity Share
	b	Each Seller / Transferor	1363221 Equity Shares	8.14%	Nil
	For Atam Vallabh Financiers Ltd.		For J L Growth Fund Ltd.		For Kovalam Investment and Trading Co. Ltd.
	 Sambhav Oswal (Director)		 Navdeep Sharma (Director)		 Navdeep Sharma (Director)

Place: New Delhi  
Date: 31.01.2019

**NAHAR CAPITAL & FINANCIAL SERVICES LTD.**

**Statement showing shareholding pattern of the Promoter and Promoter Group**

Category of shareholder	Before Proposed Transaction		After Proposed Transaction	
	No. equity shares	% w.r.t. total share capital of TC	No. equity shares	% w.r.t. total share capital of TC
		PRESENT		POST
<b>A1) Indian</b>				
<b>Individuals/Hindu undivided Family</b>	<b>39,075</b>	<b>0.23</b>	<b>39,075</b>	<b>0.23%</b>
Ruchika Oswal	11,555	0.07	11,555	0.07%
Abhilash Oswal	16,000	0.1	16,000	0.10%
Monica Oswal	11,520	0.07	11,520	0.07%
<b>Any Other (specify)</b>	<b>1,17,52,930</b>	<b>70.18</b>	<b>1,17,52,930</b>	<b>70.19%</b>
Abhilash Growth Fund Pvt. Ltd.	24,750	0.15	24,750	0.15%
Atam Vallabh Financiers Ltd.	56,590	0.34	4,35,583	2.60%
Bermuda Insurance Brokers (P) Ltd.	20,450	0.12	20,450	0.12%
J L Growth Fund Ltd.	1,07,516	0.64	7,03,076	4.20%
Kovalam Investment & Trading Co. Ltd.	3,71,527	2.22	7,60,195	4.54%
Monica Growth Fund (P) Ltd.	24,080	0.14	24,080	0.14%
Nagdevi Trading & Investment Co Ltd.	6,41,452	3.83	6,41,452	3.83%
Nahar Poly Films Ltd.	66,11,632	39.48	66,11,632	39.48%
Nahar Growth Fund (P) Ltd.	1,82,054	1.09	1,82,054	1.09%
Nahar Industrial Enterprises Ltd.	13,63,221	8.14	-	-
Neha Credit And Investment (P) Ltd.	30,200	0.18	30,200	0.18%
Oswal Woolen Mills Ltd.	13,22,173	7.9	13,22,173	7.90%
Ruchika Growth Fund (P) Ltd.	25,050	0.15	25,050	0.15%
Sankheshwar Holding Co. Ltd.	1,52,425	0.91	1,52,425	0.91%
Vanaik Investors Ltd.	1,79,314	1.07	1,79,314	1.07%
Vardhman Investments Ltd.	62,640	0.37	62,640	0.37%
Nahar Spinning Mills Ltd.	5,77,856	3.45	5,77,856	3.45%
<b>Sub Total A1</b>	<b>1,17,92,005</b>	<b>70.42</b>	<b>1,17,92,005</b>	<b>70.42%</b>