



12<sup>th</sup> February 2021

1. The Secretary  
Bombay Stock Exchange Limited  
Phiroze Jeejeebhoy Towers  
Dalal Street  
Mumbai - 400 001.  
Fax No. 022 - 2272 3121 / 3719 / 2037 / 2039 / 2041 / 2061
  
2. The Secretary  
National Stock Exchange of India Limited  
"Exchange Plaza"  
Bandra-Kurla Complex  
Bandra East  
Mumbai - 400 051  
Fax No.022 - 26598237 / 38 / 26598346

Dear Sir / Madam,

**Sub: Board Meeting outcome.**

**Ref: Scrip Code: 505242 / DYNAMATECH**

Further to our letter dated 4<sup>th</sup> February 2021, we write to inform you that the Board considered and approved the Un-Audited Standalone and Consolidated Financial Results for the third quarter ended 31<sup>st</sup> December 2020, along with the limited review report by Statutory Auditors of the Company. Copy of the Un-Audited Financial Results have been enclosed in compliance with the provisions of Regulation 30 of SEBI (LODR) Regulations, 2015.

The meeting of Board of Directors held today commenced at 1 :45 pm and concluded at 6.00 pm

The aforesaid information is also available on the website of the company at [www.dynamatics.net](http://www.dynamatics.net)

We kindly request you to take this letter along with the enclosures on record.

Thank you.

Yours Sincerely,  
for DYNAMATIC TECHNOLOGIES LIMITED

  
Shivaram V  
Head Legal, Compliance and Company Secretary

## INDEPENDENT AUDITOR'S REVIEW REPORT ON REVIEW OF INTERIM CONSOLIDATED FINANCIAL RESULTS

### TO THE BOARD OF DIRECTORS OF DYNAMATIC TECHNOLOGIES LIMITED

1. We have reviewed the accompanying Statement of Unaudited Consolidated Financial Results of **DYNAMATIC TECHNOLOGIES LIMITED** ("the Parent") and its subsidiaries (the Parent and its subsidiaries together referred to as "the Group"), for the quarter and nine months ended 31 December 2020 ("the Statement"), being submitted by the Parent pursuant to the requirement of Regulation 33 of the SEBI (Listing Obligations and Disclosure Requirements) Regulations, 2015, as amended.
2. This Statement, which is the responsibility of the Parent's Management and approved by the Parent's Board of Directors, has been prepared in accordance with the recognition and measurement principles laid down in the Indian Accounting Standard 34 "Interim Financial Reporting" ("Ind AS 34"), prescribed under Section 133 of the Companies Act, 2013 read with relevant rules issued thereunder and other accounting principles generally accepted in India. Our responsibility is to express a conclusion on the Statement based on our review.
3. We conducted our review of the Statement in accordance with the Standard on Review Engagements (SRE) 2410 "Review of Interim Financial Information Performed by the Independent Auditor of the Entity", issued by the Institute of Chartered Accountants of India (ICAI). A review of interim financial information consists of making inquiries, primarily of Parent's personnel responsible for financial and accounting matters, and applying analytical and other review procedures. A review is substantially less in scope than an audit conducted in accordance with Standards on Auditing specified under Section 143(10) of the Companies Act, 2013 and consequently does not enable us to obtain assurance that we would become aware of all significant matters that might be identified in an audit. Accordingly, we do not express an audit opinion.

We also performed procedures in accordance with the circular issued by the SEBI under Regulation 33(8) of the SEBI (Listing Obligations and Disclosure Requirements) Regulations, 2015, as amended, to the extent applicable

4. The Statement includes the results of the Parent and the following entities:
  - i. JKM Research Farm Limited, India
  - ii. JKM Global Pte Limited, Singapore
  - iii. Dynamatic Limited, UK
  - iv. Yew Tree Investment Limited, UK
  - v. Dynamatic US LLC, USA
  - vi. JKM Erla Automotive Limited, India
  - vii. JKM Automotive Limited, India
  - viii. JKM Erla Holdings GmbH, Germany
  - ix. Eisenwerk Erla GmbH, Germany
  - x. JKM Ferrotech Limited, India
5. Based on our review conducted and procedures performed as stated in paragraph 3 above and based on the consideration of the review reports of the other auditors referred to in paragraph 7 below, nothing has come to our attention that causes us to believe that the accompanying Statement, prepared in accordance with the recognition and measurement principles laid down in the aforesaid Indian Accounting Standard and other accounting principles generally accepted in India, has not disclosed the information required to be disclosed in terms of Regulation 33 of the SEBI (Listing Obligations and Disclosure Requirements) Regulations, 2015, as amended, including the manner in which it is to be disclosed, or that it contains any material misstatement.




6. We draw attention to Note 3 in the Statement, which describes that the eventual outcome of impact of the global health pandemic referred therein, may be different from those estimated as on the date of approval of these financial statements. Our report is not modified in respect of this matter.
7. We did not review the financial results of five subsidiaries included in the unaudited consolidated financial results, whose interim financial information reflect total revenues of Rs.17,154 lakhs and Rs.40,737 lakhs for the quarter and nine months ended 31 December 2020 respectively, total net loss after tax of Rs.712 lakhs and Rs.2,491 lakhs for quarter and nine months ended 31 December 2020 respectively and total comprehensive loss of Rs.712 lakhs and Rs.2,491 lakhs for quarter and nine months ended 31 December 2020 respectively, as considered in the Statement. These interim financial information have been reviewed by other auditors whose reports have been furnished to us by the Management and our conclusion on the Statement, in so far as it relates to the amounts and disclosures included in respect of these subsidiaries is based solely on the reports of the other auditors and the procedures performed by us as stated in paragraph 3 above.

Our conclusion on the Statement is not modified in respect of these matters.

8. The unaudited consolidated financial results includes the financial results of three subsidiaries which have not been reviewed by their auditors, whose interim financial information reflect total revenue of Rs.49 lakhs and Rs.143 lakhs for the quarter and nine months ended 31 December 2020 respectively, total net profit after tax of Rs.11 lakhs and Rs.10 lakhs for the quarter and nine months ended 31 December 2020 respectively and total comprehensive income of Rs.11 lakhs and Rs.10 lakh for the quarter and nine months ended 31 December 2020 respectively, as considered in the Statement. According to the information and explanations given to us by the Management, these financial information are not material to the Group.

Our conclusion on the Statement is not modified in respect of our reliance on the financial results certified by the Management.

For **DELOITTE HASKINS & SELLS LLP**  
Chartered Accountants  
(Firm's Registration No. 117366W/W-100018)



**Sathya P. Koushik**  
Partner  
(Membership No.206920)  
UDIN:21206920AAAACF4124

Bengaluru, February 12, 2021  
SPK/JKS/DSS/2021

**DYNAMATIC TECHNOLOGIES LIMITED**  
CIN: L72200KA1973PLC002308  
DYNAMATIC PARK, PEENYA, BENGALURU-560 058, INDIA

Statement of unaudited consolidated financial results for the quarter and nine months ended 31 December 2020

(INR in lakhs, except as otherwise stated)

| Sl. No. | Particulars  | 3 months ended 31 December 2020 (Unaudited) | Preceding 3 months ended 30 September 2020 (Unaudited) | Corresponding 3 months ended in previous period 31 December 2019 (Unaudited) | Year to date figures for the current period ended 31 December 2020 (Unaudited) | Year to date figures for the previous period ended 31 December 2019 (Unaudited) | Previous year ended 31 March 2020 (Audited) |
|---------|--|---|--|--|--|---|---|
|         | <b>Continuing operations</b>   |   |  |  |  |   |   |
| 1       | <b>Income</b>  |   |  |  |  |   |   |
|         | a) Revenue from operations   | 34,058                                      | 28,781   | 30,781   | 81,943   | 1,00,298  | 1,32,121                                    |
|         | b) Other income  | 245   | (94)   | 23   | 306  | 546   | 1,304                                       |
|         | <b>Total income (a+b)</b>  | <b>34,303</b>                               | <b>28,687</b>  | <b>30,804</b>  | <b>82,249</b>  | <b>1,00,844</b>   | <b>1,33,425</b>                             |
| 2       | <b>Expenses</b>  |   |  |  |  |   |   |
|         | a) Cost of materials and components consumed   | 17,731                                      | 14,811   | 13,944   | 39,293   | 46,882  | 62,959                                      |
|         | b) Change in inventory of finished goods and work-in-progress                              | 382   | (1,212)  | 901  | 660  | 2,150   | 918   |
|         | c) Employee benefits expense   | 5,888                                       | 5,612  | 6,147  | 16,595   | 18,690  | 25,027                                      |
|         | d) Finance costs   | 1,676                                       | 1,855  | 2,174  | 5,453  | 6,278   | 8,298                                       |
|         | e) Depreciation and amortisation expense   | 2,129                                       | 2,038  | 2,311  | 6,285  | 6,715   | 9,017                                       |
|         | f) Other expenses  | 6,278                                       | 5,481  | 5,360  | 15,688   | 17,631  | 24,231                                      |
|         | <b>Total expenses (a+b+c+d+e+f)</b>  | <b>34,084</b>                               | <b>28,585</b>  | <b>30,837</b>  | <b>83,974</b>  | <b>98,346</b>   | <b>1,30,450</b>                             |
| 3       | <b>Profit/(loss) from continuing operations before tax (1 - 2)</b>                         | <b>219</b>                                  | <b>102</b>   | <b>(33)</b>  | <b>(1,725)</b>   | <b>2,498</b>  | <b>2,975</b>                                |
| 4       | <b>Tax expense/(credit)</b>  |   |  |  |  |   |   |
|         | a) Current tax   | 277   | (169)  | (1,034)  | 108  | (97)  | (81)  |
|         | b) Deferred tax  | (172)                                       | 102  | (276)  | (422)  | (379)   | (2,450)                                     |
|         | <b>Total tax expense (a+b)</b>   | <b>105</b>                                  | <b>(67)</b>  | <b>(1,310)</b>   | <b>(314)</b>   | <b>(476)</b>  | <b>(2,531)</b>                              |
| 5       | <b>Profit after tax from continuing operations (3 - 4)</b>                                 | <b>114</b>                                  | <b>169</b>   | <b>1,277</b>   | <b>(1,411)</b>   | <b>2,974</b>  | <b>5,506</b>                                |
|         | <b>Discontinued operations (Refer Note 4)</b>  |   |  |  |  |   |   |
| 6       | Profit/(Loss) from discontinued operations   | -   | -  | (387)  | -  | (650)   | (1,600)                                     |
| 7       | Tax expense/(credit) of discontinued operations  | -   | -  | 66   | -  | -   | -   |
| 8       | <b>Profit/(Loss) after tax from discontinued operations (6-7)</b>                          | <b>-</b>                                    | <b>-</b>   | <b>(453)</b>   | <b>-</b>   | <b>(650)</b>  | <b>(1,600)</b>                              |
| 9       | <b>Profit for the period (5+8)</b>   | <b>114</b>                                  | <b>169</b>   | <b>824</b>   | <b>(1,411)</b>   | <b>2,324</b>  | <b>3,906</b>                                |
| 10      | <b>Other comprehensive income/(loss) (OCI)</b>   |   |  |  |  |   |   |
|         | Items that will not be reclassified subsequently to statement of profit and loss           |   |  |  |  |   |   |
|         | Remeasurement gain/(loss) on defined benefit plans   | (41)  | 20   | (11)   | (41)   | (71)  | (100)                                       |
|         | Income tax relating to items that will not be reclassified to statement of profit and loss | 10  | (5)  | (15)   | 10   | -   | 24  |
|         | Items that will be reclassified subsequently to Statement of profit and loss               |   |  |  |  |   |   |
|         | Foreign currency fluctuations under a cash flow hedge - gain/(loss)                        | 139   | -  | -  | 139  | -   | -   |
|         | Exchange differences in translating financial statements of foreign operations             | 1,049                                       | 633  | 1,749  | 2,056  | 1,197   | 997   |
|         | Income tax relating to items that will be reclassified to statement of profit and loss     | (35)  | -  | -  | (35)   | -   | -   |
| 11      | <b>Other comprehensive income for the period, net of tax</b>                               | <b>1,122</b>                                | <b>648</b>   | <b>1,723</b>   | <b>2,129</b>   | <b>1,126</b>  | <b>921</b>                                  |
| 12      | <b>Total comprehensive income for the period (9+11)</b>                                    | <b>1,236</b>                                | <b>817</b>   | <b>2,547</b>   | <b>718</b>   | <b>3,450</b>  | <b>4,827</b>                                |
| 13      | Paid-up equity share capital (face value of INR 10/- each)                                 | 634   | 634  | 634  | 634  | 634   | 634   |
| 14      | Reserves (Other equity)  | -   | -  | -  | -  | -   | 31,855                                      |
|         | <b>Earnings per equity share</b>   |   |  |  |  |   |   |
|         | Earnings per share (for continuing operations)   |   |  |  |  |   |   |
|         | Basic and diluted (INR)  | 1.80  | 2.67   | 20.14  | (22.26)  | 46.91   | 86.85                                       |
|         | Earnings per equity share (for discontinued operations)                                    |   |  |  |  |   |   |
|         | Basic and diluted (INR)  | -   | -  | (7.15)   | -  | (10.25)   | (25.23)                                     |
|         | <b>Earnings per equity share (for continuing and discontinued operations)</b>              |   |  |  |  |   |   |
|         | Basic and diluted (INR)  | 1.80  | 2.67   | 12.99  | (22.26)  | 36.66   | 61.62                                       |

See accompanying notes to these financial results.



*M*

**DYNAMATIC TECHNOLOGIES LIMITED**  
CIN: L72200KA1973PLC002308  
DYNAMATIC PARK, PEENYA, BENGALURU-560 058, INDIA

Statement of unaudited consolidated financial results for the quarter and nine months ended 31 December 2020

Annexure 1: Statement of consolidated segment wise revenue, results, assets and liabilities for the quarter and nine months ended 31 December 2020

(INR in lakhs, except as otherwise stated)

| Sl. No. | Particulars  | 3 months ended<br>31 December 2020<br>(Unaudited) | Preceding<br>3 months ended<br>30 September 2020<br>(Unaudited) | Corresponding 3<br>months ended in<br>previous period<br>31 December 2019<br>(Unaudited) | Year to date figures for<br>the current period<br>ended<br>31 December 2020<br>(Unaudited) | Year to date figures for<br>the previous period<br>ended<br>31 December 2019<br>(Unaudited) | Previous year ended<br>31 March 2020<br>(Audited) |
|---------|--|---|---|--|--|---|---|
| 1       | <b>Segment revenue</b>   |   |   |  |  |   |   |
|         | a) Hydraulics  | 8,336   | 7,627   | 6,644  | 20,025   | 22,986  | 29,500  |
|         | b) Aerospace   | 9,085   | 9,306   | 13,246   | 26,521   | 37,122  | 49,760  |
|         | c) Automotive and Metallurgy   | 16,312  | 11,706  | 10,674   | 34,930   | 39,973  | 52,613  |
|         | d) Others  | 325   | 142   | 217  | 467  | 217   | 248   |
|         | <b>Revenue from operations (continuing operations)</b>   | <b>34,058</b>                                     | <b>28,781</b>   | <b>30,781</b>  | <b>81,943</b>  | <b>1,00,298</b>   | <b>1,32,121</b>                                   |
|         | e) From discontinued operations - (Refer note 4)   | -   | -   | 458  | -  | 1,661   | 2,192   |
|         | <b>Total revenue from operations (continuing and discontinued operations)</b>                        | <b>34,058</b>                                     | <b>28,781</b>   | <b>31,239</b>  | <b>81,943</b>  | <b>1,01,959</b>   | <b>1,34,313</b>                                   |
| 2       | <b>Segment results [profit/ (loss) before finance costs, other income and tax from each segment]</b> |   |   |  |  |   |   |
|         | a) Hydraulics  | 616   | 578   | 74   | 733  | 1,059   | 818   |
|         | b) Aerospace   | 1,656   | 2,243   | 2,625  | 5,683  | 8,600   | 11,195  |
|         | c) Automotive and Metallurgy   | (84)  | (287)   | (29)   | (1,646)  | (23)  | (528)   |
|         | d) Others  | (241)   | (119)   | (373)  | (447)  | (563)   | (614)   |
|         | e) Unallocated   | (297)   | (364)   | (179)  | (901)  | (843)   | (902)   |
|         | <b>Total (continuing operations)</b>   | <b>1,650</b>                                      | <b>2,051</b>  | <b>2,118</b>   | <b>3,422</b>   | <b>8,230</b>  | <b>9,969</b>                                      |
|         | e) From discontinued operations - (Refer note 4)   | -   | -   | (387)  | -  | (650)   | (1,600)   |
|         | <b>Total (continuing and discontinued operations)</b>  | <b>1,650</b>                                      | <b>2,051</b>  | <b>1,731</b>   | <b>3,422</b>   | <b>7,580</b>  | <b>8,369</b>                                      |
|         | <b>Unallocable</b>   |   |   |  |  |   |   |
|         | - Finance costs  | (1,676)   | (1,855)   | (2,174)  | (5,453)  | (6,278)   | (8,298)   |
|         | - Other income   | 245   | (94)  | 23   | 306  | 546   | 1,304   |
|         | <b>Profit before tax (continuing and discontinued operations)</b>                                    | <b>219</b>  | <b>102</b>  | <b>(420)</b>   | <b>(1,725)</b>   | <b>1,848</b>  | <b>1,375</b>                                      |
| 3       | <b>Segment assets</b>  |   |   |  |  |   |   |
|         | a) Hydraulics  | 25,850  | 25,564  | 30,033   | 25,850   | 30,033  | 28,823  |
|         | b) Aerospace   | 57,320  | 56,873  | 63,166   | 57,320   | 63,166  | 60,478  |
|         | c) Automotive and Metallurgy   | 39,379  | 39,757  | 40,198   | 39,379   | 40,198  | 40,655  |
|         | d) Others  | 8,916   | 8,840   | 3,303  | 8,916  | 3,303   | 9,692   |
|         | e) Unallocated   | 6,229   | 8,114   | 6,067  | 6,229  | 6,067   | 9,431   |
|         | <b>Segment assets from continuing operations</b>   | <b>1,37,694</b>                                   | <b>1,39,148</b>   | <b>1,42,767</b>  | <b>1,37,694</b>  | <b>1,42,767</b>   | <b>1,49,079</b>                                   |
|         | f) Relating to discontinued operations   | -   | -   | 7,347  | -  | 7,347   | -   |
|         | <b>Total assets (continuing and discontinued operations)</b>   | <b>1,37,694</b>                                   | <b>1,39,148</b>   | <b>1,50,114</b>  | <b>1,37,694</b>  | <b>1,50,114</b>   | <b>1,49,079</b>                                   |
| 4       | <b>Segment liabilities</b>   |   |   |  |  |   |   |
|         | a) Hydraulics  | 12,336  | 12,377  | 14,706   | 12,336   | 14,706  | 15,380  |
|         | b) Aerospace   | 14,531  | 14,167  | 18,133   | 14,531   | 18,133  | 16,440  |
|         | c) Automotive and Metallurgy   | 12,663  | 12,887  | 13,158   | 12,663   | 13,158  | 15,756  |
|         | d) Others  | 1,391   | 1,443   | 2,055  | 1,391  | 2,055   | 1,308   |
|         | e) Unallocated   | 59,021  | 61,479  | 65,987   | 59,021   | 65,987  | 62,882  |
|         | <b>Segment liabilities from continuing operations</b>  | <b>99,942</b>                                     | <b>1,02,353</b>   | <b>1,14,039</b>  | <b>99,942</b>  | <b>1,14,039</b>   | <b>1,11,766</b>                                   |
|         | f) Relating to discontinued operations   | -   | -   | 133  | -  | 133   | -   |
|         | <b>Total liabilities (continuing and discontinued operations)</b>                                    | <b>99,942</b>                                     | <b>1,02,353</b>   | <b>1,14,172</b>  | <b>99,942</b>  | <b>1,14,172</b>   | <b>1,11,766</b>                                   |





DYNAMATIC TECHNOLOGIES LIMITED  
CIN: L72200KA1973PLC002308  
DYNAMATIC PARK, PEENYA, BANGALORE-560 058, INDIA

Statement of unaudited consolidated financial results for the quarter and nine months ended 31 December 2020

Notes:

- The above financial results for the for the quarter and nine months ended 31 December 2020 were reviewed by the Audit Committee and approved by the Board of Directors at their meeting held on 12 February 2021.
- Information on standalone financial results

*(INR in lakhs, except as otherwise stated)*

| Particulars  | 3 months ended<br>31 December 2020<br>(Unaudited) | Preceding<br>3 months ended<br>30 September 2020<br>(Unaudited) | Corresponding 3<br>months ended in<br>previous period<br>31 December 2019<br>(Unaudited) | Year to date figures for<br>the current period<br>ended<br>31 December 2020<br>(Unaudited) | Year to date figures<br>for the previous period<br>ended<br>31 December 2019<br>(Unaudited) | Previous year ended<br>31 March 2020<br>(Audited) |
|--|---|---|--|--|---|---|
| a. Revenue from continuing operations                                | 14,041  | 13,445  | 14,102   | 36,423   | 44,406  | 56,963  |
| b. Profit from continuing operations before tax                      | 1,382   | 1,218   | 1,243  | 2,594  | 4,845   | 5,477   |
| c. Profit from continuing operations after tax and exceptional items | 1,154   | 1,135   | (16,841)   | 2,273  | (14,007)  | (19,174)  |
| d. Profit/ (Loss) from discontinued operations before tax            | -   | -   | (387)  | -  | (650)   | (1,600)   |
| e. Profit/(Loss) from discontinued operations after tax              | -   | -   | (453)  | -  | (650)   | (1,600)   |

- The global pandemic COVID-19, has impacted economies across the globe and the disruption has resulted in economic slowdown worldwide. The manufacturing operations of the Group were suspended for a part of the period ended 31 December 2020 due to the nationwide lockdown announced by the jurisdictional local governments in view of COVID 19. The Group's facilities resumed operations in a phased manner, aligned with the directives announced by the jurisdictional authorities from time to time, prioritizing the health and safety of all the stakeholders across the value chain.

The Group has evaluated impact of COVID 19 in assessing the recoverability of assets, more particularly carrying value of goodwill and property, plant and equipment. Such assessment consider internal and external information, including current indicators of future economic conditions. The Group continues to focus on maintaining liquidity and expects a gradual recovery of demand and supply in future months. The ultimate eventual impact of the pandemic on the results may differ from that estimated as at the date of the approval of these results. Such changes, if any, will be prospectively recognized. The Group will continue to closely monitor any material changes to future economic conditions and assess its impact on operations.

- Discontinued operations included in the above results for the comparable periods of the preceding year relates to the following:  
During the year ended 31 March 2018, the Board of Directors of the Company vide its meeting dated 28 February 2018, had approved the divestment of 'Automotive and Aluminium Castings' ('discontinued business'). The discontinued businesses included the Aluminium business, the Iron business and the Windfarm business. Subsequently, the Company had obtained the Shareholders' approval (a substantive approval) vide postal ballot dated 15 May 2018 and accordingly 'Automotive and Aluminium Castings' was classified as discontinued operation from the quarter ended 30 June 2018.

During the year ended 31 March 2019, the Company had entered into a business transfer agreement to sell certain assets of the Aluminium business. The transaction was consummated on 17 January 2019.

Based on the current management's strategy and in accordance with Ind AS 105- Non-current Assets Held for Sale and Discontinued Operations, the Company has classified the windfarm land from assets held for sale to Property, Plant and Equipment as at 31 March 2020. Prior to this, the said asset was presented as Assets held for sale.



**DYNAMATIC TECHNOLOGIES LIMITED**  
CIN: L72200KA1973PLC002308  
**DYNAMATIC PARK, PEENYA, BANGALORE-560 058, INDIA**

**Statement of unaudited consolidated financial results for the quarter and nine months ended 31 December 2020**

**Notes:**

The results of discontinued business included in the consolidated financial results are as follows:

(INR in lakhs, except as otherwise stated)

| Particulars     | Quarter ended                                     |   |  | Nine Months ended  |   | Year ended  |
|-----------------|---|---|--|--|---|---|
|                 | 3 months ended<br>31 December 2020<br>(Unaudited) | Preceding<br>3 months ended<br>30 September 2020<br>(Unaudited) | Corresponding 3<br>months ended in<br>previous period<br>31 December 2019<br>(Unaudited) | Year to date figures<br>for the current period<br>ended<br>31 December 2020<br>(Unaudited) | Year to date figures<br>for the previous<br>period ended<br>31 December 2019<br>(Unaudited) | Previous year ended<br>31 March 2020<br>(Audited) |
| Revenue         | -   | -   | 458  | -  | 1,661   | 2,192   |
| Expenses        | -   | -   | 845  | -  | 2,311   | 3,792   |
| Loss before tax | -   | -   | (387)  | -  | (650)   | (1,600)#  |

# Includes loss of INR 974 lakhs on reduction of fair value of Property, plant and equipment.


- 5 The Board of Directors of JKM Ferrotech Limited ('JFTL'), a wholly subsidiary of the Company, vide its meeting dated 1 February 2021 has approved the term sheet and plan for sale of its foundry business assets which consists of Property, plant and equipment (including land and building), raw materials and spare parts inventory and other financial assets identified as per the term sheet dated 1 February 2021, situated at SIPCOT Industrial Complex, Gumidipoondi, Thiruvallur, Tamil Nadu to M/s. Danblock Brakes India Private Limited.

Subsequent to the quarter end, the Company has intimated the stock exchanges vide letter dated 1 February 2021 that based on the term sheet approved by the board of directors of the Company, the sale of foundry business assets as mentioned above is expected to be effective by end of March 2021, subject to satisfactory completion of conditions precedent and other terms of the definitive agreements.

The foundry business of JFTL represents the Indian operations of the "Automotive and Metallurgy" segment which is presented in Annexure I of this Statement.

- 6 The Code on Wages, 2019 and Code on Social Security, 2020 ("the Codes") relating to employee compensation and post-employment benefits that received Presidential assent have not been notified. Further, the related rules for quantifying the financial impact have not been notified. The Group will assess the impact of the Codes when the rules are notified and will record any related impact in the period the Codes becomes effective.
- 7 The previous period figures have been regrouped wherever necessary to conform to current period's presentation.

for and on behalf of Board of Directors of  
**Dynamatic Technologies Limited**

  
**Udayant Malhoutra**  
CEO and Managing Director

Place: Bengaluru  
Date: 12 February 2021



## INDEPENDENT AUDITOR'S REVIEW REPORT ON REVIEW OF INTERIM STANDALONE FINANCIAL RESULTS

### TO THE BOARD OF DIRECTORS OF DYNAMATIC TECHNOLOGIES LIMITED

1. We have reviewed the accompanying Statement of Unaudited Standalone Financial Results of **DYNAMATIC TECHNOLOGIES LIMITED** ("the Company") for the quarter and nine months ended 31 December 2020 ("the Statement"), being submitted by the Company pursuant to the requirement of Regulation 33 of the SEBI (Listing Obligations and Disclosure Requirements) Regulations, 2015, as amended.
2. This Statement, which is the responsibility of the Company's Management and approved by the Company's Board of Directors, has been prepared in accordance with the recognition and measurement principles laid down in the Indian Accounting Standard 34 "Interim Financial Reporting" ("Ind AS 34"), prescribed under Section 133 of the Companies Act, 2013 read with relevant rules issued thereunder and other accounting principles generally accepted in India. Our responsibility is to express a conclusion on the Statement based on our review.
3. We conducted our review of the Statement in accordance with the Standard on Review Engagements (SRE) 2410 'Review of Interim Financial Information Performed by the Independent Auditor of the Entity', issued by the Institute of Chartered Accountants of India (ICAI). A review of interim financial information consists of making inquiries, primarily of the Company's personnel responsible for financial and accounting matters, and applying analytical and other review procedures. A review is substantially less in scope than an audit conducted in accordance with Standards on Auditing specified under section 143(10) of the Companies Act, 2013 and consequently does not enable us to obtain assurance that we would become aware of all significant matters that might be identified in an audit. Accordingly, we do not express an audit opinion.
4. Based on our review conducted as stated in paragraph 3 above, nothing has come to our attention that causes us to believe that the accompanying Statement, prepared in accordance with the recognition and measurement principles laid down in the aforesaid Indian Accounting Standard and other accounting principles generally accepted in India, has not disclosed the information required to be disclosed in terms of Regulation 33 of the SEBI (Listing Obligations and Disclosure Requirements) Regulations, 2015, as amended, including the manner in which it is to be disclosed, or that it contains any material misstatement.
5. We draw attention to Note 2 in the Statement, which describes that the eventual outcome of impact of the global health pandemic referred therein, may be different from those estimated as on the date of approval of these standalone financial results. Our report is not modified in respect of this matter.

For **DELOITTE HASKINS & SELLS LLP**

Chartered Accountants  
(Firm's Registration No. 117366W/W-100018)



**Sathya P. Koushik**

Partner

(Membership No. 206920)

UDIN: 21206920AAAACE6253

Bengaluru, February 12, 2021  
SPK/JKS/DSS/2021



DYNAMATIC TECHNOLOGIES LIMITED  
CIN: L72200KA1973PLC002308  
DYNAMATIC PARK, PEENYA, BANGALORE-560 058, INDIA  
Statement of unaudited standalone financial results for the quarter and nine months ended 31 December 2020

(INR in lakhs, except as otherwise stated)

| Sl. No. | Particulars  | 3 months ended 31 December 2020 (Unaudited) | Preceding 3 months ended 30 September 2020 (Unaudited) | Corresponding 3 months ended in previous period 31 December 2019 (Unaudited) | Year to date figures for the current period ended 31 December 2020 (Unaudited) | Year to date figures for the previous period ended 31 December 2019 (Unaudited) | Previous year ended 31 March 2020 (Audited) |
|---------|--|---|--|--|--|---|---|
|         | <b>Continuing operations</b>   |   |  |  |  |   |   |
| 1       | <b>Income</b>  |   |  |  |  |   |   |
|         | a) Revenue from operations   | 14,041                                      | 13,445   | 14,102   | 36,423   | 44,406  | 56,963                                      |
|         | b) Other income  | 273   | (85)   | 209  | 288  | 964   | 1,636                                       |
|         | <b>Total income (a+b)</b>  | <b>14,314</b>                               | <b>13,360</b>  | <b>14,311</b>  | <b>36,711</b>  | <b>45,370</b>   | <b>58,599</b>                               |
| 2       | <b>Expenses</b>  |   |  |  |  |   |   |
|         | a) Cost of raw materials and components consumed   | 7,155                                       | 6,015  | 6,195  | 16,062   | 19,113  | 25,200                                      |
|         | b) Changes in inventories of finished goods and work-in-progress                           | (862)                                       | (208)  | (135)  | (703)  | 254   | (706)                                       |
|         | c) Employee benefits expense   | 2,096                                       | 2,078  | 2,093  | 5,974  | 6,282   | 8,379                                       |
|         | d) Finance costs   | 1,346                                       | 1,558  | 1,789  | 4,566  | 5,235   | 7,026                                       |
|         | e) Depreciation and amortisation expense   | 803   | 749  | 875  | 2,305  | 2,518   | 3,389                                       |
|         | f) Other expenses  | 2,394                                       | 1,959  | 2,251  | 5,913  | 7,123   | 9,834                                       |
|         | <b>Total expenses (a+b+c+d+e+f)</b>  | <b>12,932</b>                               | <b>12,142</b>  | <b>13,068</b>  | <b>34,117</b>  | <b>40,525</b>   | <b>53,122</b>                               |
| 3       | <b>Profit from continuing operations before exceptional item and tax (1 - 2)</b>           | <b>1,382</b>                                | <b>1,218</b>   | <b>1,243</b>   | <b>2,594</b>   | <b>4,845</b>  | <b>5,477</b>                                |
| 4       | Exceptional items (Refer Note 3)   | -   | -  | 19,188   | -  | 19,188  | 27,108                                      |
| 5       | <b>Profit/(loss) from continuing operations before tax (3 - 4)</b>                         | <b>1,382</b>                                | <b>1,218</b>   | <b>(17,945)</b>  | <b>2,594</b>   | <b>(14,343)</b>   | <b>(21,631)</b>                             |
| 6       | <b>Tax expense</b>   |   |  |  |  |   |   |
|         | a) Current tax   | 348   | 105  | (345)  | 653  | -   | -   |
|         | b) Deferred tax  | (120)                                       | (222)  | (259)  | (332)  | (336)   | (2,457)                                     |
|         | <b>Total tax expense (a+b)</b>   | <b>228</b>                                  | <b>83</b>  | <b>(1,104)</b>   | <b>321</b>   | <b>(336)</b>  | <b>(2,457)</b>                              |
| 7       | <b>Profit/(loss) after tax from continuing operations (5 - 6)</b>                          | <b>1,154</b>                                | <b>1,135</b>   | <b>(16,841)</b>  | <b>2,273</b>   | <b>(14,007)</b>   | <b>(19,174)</b>                             |
|         | <b>Discontinued operations (Refer Note 4)</b>  |   |  |  |  |   |   |
| 8       | Profit/(Loss) from discontinued operations   | -   | -  | (387)  | -  | (650)   | (1,600)                                     |
| 9       | Tax expense/(credit) of discontinued operations  | -   | -  | 66   | -  | -   | -   |
| 10      | <b>Profit/(Loss) after tax from discontinued operations (6-7)</b>                          | <b>-</b>                                    | <b>-</b>   | <b>(453)</b>   | <b>-</b>   | <b>(650)</b>  | <b>(1,600)</b>                              |
| 11      | <b>Profit/(loss) for the period (7+10)</b>   | <b>1,154</b>                                | <b>1,135</b>   | <b>(17,294)</b>  | <b>2,273</b>   | <b>(14,657)</b>   | <b>(20,774)</b>                             |
| 12      | <b>Other comprehensive income/(loss) (OCI)</b>   |   |  |  |  |   |   |
|         | Items that will not be reclassified subsequently to statement of profit and loss           |   |  |  |  |   |   |
|         | Remeasurement gain/(loss) on defined benefit plans   | (41)  | 20   | (11)   | (41)   | (71)  | (94)  |
|         | Income tax relating to items that will not be reclassified to statement of profit and loss | 10  | (5)  | (15)   | 10   | -   | 24  |
|         | Items that will be reclassified subsequently to Statement of profit and loss               |   |  |  |  |   |   |
|         | Foreign currency fluctuations under a cash flow hedge - gain/(loss)                        | 139   | -  | -  | 139  | -   | -   |
|         | Income tax relating to items that will be reclassified to statement of profit and loss     | (35)  | -  | -  | (35)   | -   | -   |
|         | <b>Other comprehensive income for the period, net of tax</b>                               | <b>73</b>                                   | <b>15</b>  | <b>(26)</b>  | <b>73</b>  | <b>(71)</b>   | <b>(70)</b>                                 |
| 13      | <b>Total comprehensive income/(loss) for the period (11+12)</b>                            | <b>1,227</b>                                | <b>1,150</b>   | <b>(17,320)</b>  | <b>2,346</b>   | <b>(14,728)</b>   | <b>(20,844)</b>                             |
| 12      | Paid-up equity share capital (face value of INR 10/- each)                                 | 634   | 634  | 634  | 634  | 634   | 634   |
| 13      | Reserves (Other equity)  | -   | -  | -  | -  | -   | 30,292                                      |
|         | <b>Earnings per equity share</b>   |   |  |  |  |   |   |
|         | <b>Earnings per share (for continuing operations)</b>                                      |   |  |  |  |   |   |
|         | Basic and Diluted (INR)  | 18.20                                       | 17.89  | (265.63)   | 35.85  | (220.93)  | (302.43)                                    |
|         | <b>Earnings per equity share (for discontinued operations)</b>                             |   |  |  |  |   |   |
|         | Basic and Diluted (INR)  | -   | -  | (7.15)   | -  | (10.25)   | (25.24)                                     |
|         | <b>Earnings per equity share (for continuing and discontinued operations)</b>              |   |  |  |  |   |   |
|         | Basic and Diluted (INR)  | 18.20                                       | 17.89  | (272.78)   | 35.85  | (231.18)  | (327.67)                                    |

See accompanying notes to these financial results.



DYNAMATIC TECHNOLOGIES LIMITED

CIN: L72200KA1973PLC002308

DYNAMATIC PARK, PEENYA, BANGALORE-560 058, INDIA

Statement of unaudited standalone financial results for the quarter and nine months ended 31 December 2020

Annexure I: Statement of Standalone segment wise revenue, results, assets and liabilities for the quarter and nine months ended 31 December 2020

(INR in lakhs, except as otherwise stated)

| Sl. No. | Particulars  | 3 months ended 31 December 2020 (Unaudited) | Preceding 3 months ended 30 September 2020 (Unaudited) | Corresponding 3 months ended in previous period 31 December 2019 (Unaudited) | Year to date figures for the current period ended 31 December 2020 (Unaudited) | Year to date figures for the previous period ended 31 December 2019 (Unaudited) | Previous year ended 31 March 2020 (Audited) |
|---------|--|---|--|--|--|---|---|
| 1       | <b>Segment revenue</b>   |   |  |  |  |   |   |
|         | a) Hydraulics  | 6,160                                       | 5,624  | 4,708  | 13,886   | 16,851  | 20,902                                      |
|         | b) Aerospace   | 7,790                                       | 7,553  | 9,106  | 22,070   | 27,136  | 35,535                                      |
|         | c) Others  | 91  | 268  | 288  | 467  | 419   | 526   |
|         | Revenue from operations (continuing operations)  | 14,041                                      | 13,445   | 14,102   | 36,423   | 44,406  | 56,963                                      |
|         | d) from discontinued operations- (Refer note 4)  | -   | -  | 458  | -  | 1,661   | 2,192                                       |
|         | <b>Total revenue from operations (continuing and discontinued operations)</b>                        | <b>14,041</b>                               | <b>13,445</b>  | <b>14,560</b>  | <b>36,423</b>  | <b>46,067</b>   | <b>59,155</b>                               |
| 2       | <b>Segment results [profit/ (loss) before finance costs, other income and tax from each segment]</b> |   |  |  |  |   |   |
|         | a) Hydraulics  | 717   | 612  | 226  | 921  | 1,511   | 1,155                                       |
|         | b) Aerospace   | 2,300                                       | 2,737  | 2,842  | 7,316  | 8,677   | 11,218                                      |
|         | c) Others  | (264)                                       | (123)  | (66)   | (462)  | (229)   | (313)                                       |
|         | d) Unallocated   | (298)                                       | (365)  | (179)  | (903)  | (843)   | (1,193)                                     |
|         | Total (continuing operations)  | 2,455                                       | 2,861  | 2,823  | 6,872  | 9,116   | 10,867                                      |
|         | d) From discontinued operations- (Refer Note 4)  | -   | -  | (387)  | -  | (650)   | (1,600)                                     |
|         | Total (continuing operations and discontinued operations)  | 2,455                                       | 2,861  | 2,436  | 6,872  | 8,466   | 9,267                                       |
|         | <b>Unallocable</b>   |   |  |  |  |   |   |
|         | - Finance Cost   | (1,346)                                     | (1,558)  | (1,789)  | (4,566)  | (5,235)   | (7,026)                                     |
|         | - Other income   | 273   | (85)   | 209  | 288  | 964   | 1,636                                       |
|         | - Exceptional gain/(Loss) (Refer Note 3)   | -   | -  | (19,188)   | -  | (19,188)  | (27,108)                                    |
|         | <b>Profit before tax (continuing and discontinued operation)</b>                                     | <b>1,382</b>                                | <b>1,218</b>   | <b>(18,332)</b>  | <b>2,594</b>   | <b>(14,993)</b>   | <b>(23,231)</b>                             |
| 3       | <b>Segment Assets</b>  |   |  |  |  |   |   |
|         | a) Hydraulics  | 12,876                                      | 13,146   | 15,741   | 12,876   | 15,741  | 15,340                                      |
|         | b) Aerospace   | 41,647                                      | 41,544   | 44,350   | 41,647   | 44,350  | 43,510                                      |
|         | c) Others  | 6,124                                       | 6,266  | 2,348  | 6,124  | 2,348   | 8,647                                       |
|         | d) Unallocated   | 41,522                                      | 40,884   | 45,473   | 41,522   | 45,473  | 38,234                                      |
|         | Segment assets from continuing operations  | 1,02,169                                    | 1,01,840   | 1,07,912   | 1,02,169   | 1,07,912  | 1,05,731                                    |
|         | e) Relating to discontinued operations   | -   | -  | 7,347  | -  | 7,347   | -   |
|         | <b>Total assets (continuing and discontinued operation)</b>  | <b>1,02,169</b>                             | <b>1,01,840</b>  | <b>1,15,259</b>  | <b>1,02,169</b>  | <b>1,15,259</b>   | <b>1,05,731</b>                             |
| 4       | <b>Segment Liabilities</b>   |   |  |  |  |   |   |
|         | a) Hydraulics  | 8,411                                       | 8,610  | 9,287  | 8,411  | 9,287   | 10,562                                      |
|         | b) Aerospace   | 8,547                                       | 8,274  | 9,659  | 8,547  | 9,659   | 9,508                                       |
|         | c) Others  | 570   | 632  | 2,049  | 570  | 2,049   | 1,467                                       |
|         | d) Unallocated   | 51,735                                      | 52,369   | 57,179   | 51,735   | 57,179  | 53,358                                      |
|         | Segment Liabilities from continuing operations   | 69,263                                      | 69,885   | 78,174   | 69,263   | 78,174  | 74,895                                      |
|         | e) Relating to discontinued operations   | -   | -  | 133  | -  | 133   | -   |
|         | <b>Total Liabilities (continuing and discontinued operation)</b>                                     | <b>69,263</b>                               | <b>69,885</b>  | <b>78,307</b>  | <b>69,263</b>  | <b>78,307</b>   | <b>74,895</b>                               |

See accompanying notes to the financial results.



**DYNAMATIC TECHNOLOGIES LIMITED**  
**CIN: L72200KA1973PLC002308**  
**DYNAMATIC PARK, PEENYA, BANGALORE-560 058, INDIA**

**Statement of unaudited standalone financial results for the quarter and nine months ended 31 December 2020**

**Notes:**

- 1 The above financial results for the quarter and nine months ended 31 December 2020 were reviewed by the Audit Committee and approved by the Board of Directors at their meeting held on 12 February 2021.
- 2 The global pandemic COVID-19, has impacted economies across the globe and the disruption has resulted in economic slowdown worldwide. The Company's manufacturing operations were suspended for a part of the quarter and nine months ended 31 December 2020 due to the nationwide lockdown announced by the Government of India in view of COVID 19. The Company's facilities resumed operations in a phased manner, aligned with the directives announced by the jurisdictional authorities from time to time, prioritizing the health and safety of all the stakeholders across the value chain.

The Company has evaluated impact of COVID 19 in assessing the recoverability of assets, more particularly carrying value of property, plant and equipment and investments. Such assessment consider internal and external information, including current indicators of future economic conditions. The Company continues to focus on maintaining liquidity and expects a gradual recovery of demand and supply in future months. The ultimate eventual impact of the pandemic on the results may differ from that estimated as at the date of the approval of these results. Such changes, if any, will be prospectively recognized. The Company will continue to closely monitor any material changes to future economic conditions and assess its impact on operations.

- 3 Exceptional items during the quarter and year ended 31 March 2020 related to the following:


On 11 February 2020, the board of JKM Ferrotech Limited ('JFTL'), a subsidiary of the Company, have approved a Scheme of capital reduction, subject to regulatory approvals. The said scheme has been filed with the National Company Law Tribunal ('NCLT') in March 2020.

The Company undertook an impairment assessment in respect of its direct and indirect investments in JFTL and has recognised an impairment loss of INR 12,621 lakhs and written off trade advances given to JFTL of INR 6,567 lakhs in the quarter ended 31 December 2019.

The Company also undertook impairment assessment of its other investments in subsidiaries as at 31 March 2020 and has recognised an impairment loss of INR 1,900 lakhs and INR 6,020 lakhs in respect of its investment in JKM Global Pte Limited, Singapore ('JGPL') and JKM Erla Automotive Limited, India ('JEAL') respectively, in the quarter ended 31 March 2020.

The same has been included in the above standalone financial results under 'Exceptional items', and does not have any impact on consolidated results.

The consequential reversal of deferred tax liability of INR 1,845 Lakhs for the quarter and year ended 31 March 2020 is recognised as credit under deferred tax expense (on the impairment loss in respect of investment in JGPL and JEAL).





**DYNAMATIC TECHNOLOGIES LIMITED**  
**CIN: L72200KA1973PLC002308**  
**DYNAMATIC PARK, PEENYA, BANGALORE-560 058, INDIA**

**Statement of unaudited standalone financial results for the quarter and nine months ended 31 December 2020**

**Notes:**

- 4 Discontinued operations included in the above results for the comparable periods of the preceding year relates to the following:

During the year ended 31 March 2018, the Board of Directors of the Company vide its meeting dated 28 February 2018, had approved the divestment of 'Automotive and Aluminium Castings' ('discontinued business'). The discontinued businesses included the Aluminium business, the Iron business and the Windfarm business. Subsequently, the Company had obtained the Shareholders' approval (a substantive approval) vide postal ballot dated 15 May 2018 and accordingly 'Automotive and Aluminium Castings' was classified as discontinued operation from the quarter ended 30 June 2018.

During the year ended 31 March 2019, the Company had entered into a business transfer agreement to sell certain assets of the Aluminium business. The transaction was consummated on 17 January 2019.

Based on the current management's strategy and in accordance with Ind AS 105- Non-current Assets Held for Sale and Discontinued Operations, the Company has classified the windfarm land from assets held for sale to Property, Plant and Equipment as at 31 March 2020. Prior to this, the said asset was presented as Assets held for sale.

The results of discontinued business included in the standalone financial results are as follows:

(INR in lakhs, except as otherwise stated)

| Particulars     | Quarter ended                                     |   |  | Nine Months ended  |   | Year ended   |
|-----------------|---|---|--|--|---|--|
|                 | 3 months ended<br>31 December 2020<br>(Unaudited) | Preceding 3 months<br>ended<br>30 September 2020<br>(Unaudited) | Corresponding 3<br>months ended in<br>previous period<br>31 December 2019<br>(Unaudited) | Year to date figures<br>for the current<br>period ended<br>31 December 2020<br>(Unaudited) | Year to date figures<br>for the previous<br>period ended<br>31 December 2019<br>(Unaudited) | Previous year<br>ended<br>31 March 2020<br>(Audited) |
| Revenue         | -   | -   | 458  | -  | 1,661   | 2,192  |
| Expenses        | -   | -   | 845  | -  | 2,311   | 3,792  |
| Loss before tax | -   | -   | (387)  | -  | (650)   | (1,600)#   |

# Includes loss of INR 974 lakhs on reduction of fair value of Property, plant and equipment.

- 5 The Code on Wages, 2019 and Code on Social Security, 2020 ("the Codes") relating to employee compensation and post-employment benefits that received Presidential assent have not been notified. Further, the related rules for quantifying the financial impact have not been notified. The Company will assess the impact of the Codes when the rules are notified and will record any related impact in the period the Codes becomes effective.
- 6 The previous period figures have been regrouped wherever necessary to conform to current period's presentation.



for and on behalf of Board of Directors of  
**Dynamatic Technologies Limited**

*Udayant Malhoutra*  
**Udayant Malhoutra**  
**CEO and Managing Director**

Place: Bengaluru  
 Date: 12 February 2021

