

From:
Kempas Trade and Investment Ltd.
6th Floor, Tower 1, Nexteracom Building
Ebene, Mauritius

Infinite Trade and Investment Ltd.
6th Floor, Tower 1, Nexteracom Building
Ebene, Mauritius

September 8, 2023

To:
National Stock Exchange of India Limited
Exchange Plaza, BKC, Bandra (East)
Mumbai – 400 051

BSE Limited
Floor 25, P J Towers, Dalal Street,
Mumbai – 400001

Adani Enterprises Limited (AEL)
"Adani Corporate House",
Shantigram, Near Vaishno Devi Circle,
S.G. Highway, Khodiyar,
Ahmedabad-382421

Subject: Disclosure under Reg. 29(2) of SEBI (Substantial Acquisition of Shares and Takeovers) Regulations, 2011

Dear Sir,


Please find attached herewith disclosure under Reg. 29(2) of SEBI (Substantial Acquisition of Shares and Takeovers) Regulations, 2011 in relation to:

- (i) Market Purchase of 68,99,300 equity shares (0.61%) of AEL between 21st August 2023 and 22nd August 2023 by Kempas Trade and Investment Ltd.; &
- (ii) Market Purchase of 1,66,00,000 equity shares (1.46%) of AEL between 30th August 2023 and 7th September 2023 by Infinite Trade and Investment Ltd.

Kindly take the same on record.


Thanking You,
For Kempas Trade and Investment Ltd.

Authorised Signatory



For Infinite Trade and Investment Ltd.

Authorised Signatory



Place: Mauritius

Date: September 8, 2023

Encl: Disclosure in the prescribed format

Disclosure under Regulation 29(2) of SEBI (Substantial Acquisition of Shares and Takeovers) Regulations, 2011

Name of the Target Company (TC)	Adani Enterprises Limited ("AEL")		
Name(s) of the acquirers/ seller and Persons Acting in Concert (PAC) with the acquirer/ seller	(i) Kempas Trade and Investment Ltd.; & (ii) Infinite Trade and Investment Ltd. (hereinafter the "Acquirers") Persons acting in concert: Other shareholders of AEL belonging to its promoter and promoter group, namely: (i) Gautam S. Adani & Rajesh S. Adani (on behalf of S. B. Adani Family Trust); (ii) Adani Tradeline Pvt. Ltd.; (iii) Flourishing Trade and Investment Ltd. (iv) Worldwide Emerging Market Holding Ltd; (v) Afro Asia Trade and Investments Ltd.; (vi) Gautam S. Adani; (vii) Rajesh S. Adani; (viii) Gelt Berry Trade and Investment Ltd; & (ix) Spitze Trade and Investment Ltd. (collectively, the "PACs").		
Whether the acquirers/ seller belongs to Promoter/Promoter group	Yes		
Name(s) of the Stock Exchange(s) where the shares of TC are Listed	BSE Limited National Stock Exchange of India Limited		
Details of the acquisition / disposal as follows	Number	% w.r.t. total share/voting capital wherever applicable (*)	% w.r.t. total diluted share/voting capital of the TC (**)
Before the acquisition/sell under consideration, holding of Acquirers and PACs:			
a) Shares carrying voting rights	79,65,48,453	69.87%	69.87%
b) Shares in the nature of encumbrance (pledge/ lien/non disposal undertaking/ others)	For details, please see Annexure 1 attached herewith.		

<p>e) Voting rights (VR) otherwise than by equity shares</p> <p>d) Warrants/convertible securities/any other instrument that entitles the acquirer to receive shares carrying voting rights in the TC (specify holding in each category)</p>			
<p>e) Total (a+b+c+d)</p>	<p>79,65,48,453</p>	<p>69.87%</p>	<p>69.87%</p>
<p>Details of acquisition/sell by the Acquirers</p>			
<p>a) Shares carrying voting rights acquired/sold</p> <p>b) VRs acquired /sold otherwise than by shares</p> <p>c) Warrants/convertible securities/any other instrument that entitles the acquirer to receive shares carrying voting rights in the TC (specify holding in each category) acquired/sold</p> <p>d) Shares encumbered / invoked/released by the acquirer.</p>	<p>For details, please see <u>Annexure 1</u> attached herewith.</p>		
<p>e) Total (a+b+c+/-d)</p>	<p>2,34,99,300</p>	<p>2.06%</p>	<p>2.06%</p>
<p>After the acquisition/sell, holding of Acquirers and PAC:</p>			
<p>a) Shares carrying voting rights</p> <p>b) Shares encumbered with the acquirer</p> <p>c) VRs otherwise than by equity shares</p> <p>d) Warrants/convertible securities/any other instrument that entitles the acquirer to receive shares carrying voting rights in the TC (specify holding in each category)</p>	<p>For details, please see <u>Annexure 1</u> attached herewith.</p>		
<p>e) Total (a+b+c+/-d)</p>	<p>82,00,47,753</p>	<p>71.93%</p>	<p>71.93%</p>

after acquisition			
e) Total (a+b+c+d)	82,00,47,753	71.93%	71.93%
Mode of acquisition/sale (e.g. open market / off-market / public issue / rights issue / preferential allotment / inter-se transfer etc.)	Open Market		
Date of acquisition/sale of shares / VR or date of receipt of intimation of allotment of shares, whichever is applicable	21 st August 2023 to 7 th September 2023		
Equity share capital / total voting capital of the TC before the said acquisition/sale	Equity Share Capital of TC, i.e. AEL, before the said acquisition by the Acquirers = Rs. 114,00,01,121 (consisting of 114,00,01,121 equity shares of face value of Re. 1 each)		
Equity share capital/ total voting capital of the TC after the said acquisition/sale	Equity Share Capital of TC, i.e. AEL, after the said acquisition by the Acquirers = Rs. 114,00,01,121 (consisting of 114,00,01,121 equity shares of face value of Re. 1 each)		
Total diluted share/voting capital of the TC after the said acquisition/sale	Diluted Equity Share Capital of TC, i.e. AEL, after the said acquisition by the Acquirers = Rs. 114,00,01,121 (consisting of 114,00,01,121 equity shares of face value of Re. 1 each)		

Note:

(*) Total share capital/ voting capital to be taken as per the latest filing done by the company to the Stock Exchange under Clause 35 of the listing Agreement.

(**) Diluted share/voting capital means the total number of shares in the TC assuming full conversion of the outstanding convertible securities/warrants into equity shares of the TC.

Notes:

1. Kempas Trade and Investment Ltd. acquired 68,99,300 equity shares (0.61%) of AEL between 21st August 2023 and 22nd August 2023.
2. Infinite Trade and Investment Ltd. acquired 1,66,00,000 equity shares (1.46%) of AEL between 30th August 2023 and 7th September 2023.

For and on behalf of Kempas Trade and Investment Ltd.



Authorised Signatory



For and on behalf of Infinite Trade and Investment Ltd.



Authorised Signatory



Place: Mauritius

Date: September 8, 2023

Name of Target Company(TC): Adani Enterprises Limited (AEL)

Sr. No.	Name of Acquirer/Seller	Before the acquisition/sell under consideration, holding of Acquirer / Seller and PAC:				Details of Acquisition / Sell				After the acquisition / sell under consideration, holding of Acquirer / Seller and PAC:			
		No. of shares carrying voting rights	No. of Warrants that entitles the Acquirer / Seller to receive shares carrying voting rights in the TC	% w.r.t total share/voting capital wherever applicable	% w.r.t total diluted share / voting capital of the TC	No. of shares	No. of Warrants that entitles the Acquirer / Seller to receive shares carrying voting rights in the TC	% w.r.t total share/voting capital wherever applicable	% w.r.t total diluted share / voting capital of the TC	No. of shares	No. of Warrants that entitles the Acquirer share/voting capital wherever applicable	% w.r.t total share/voting capital of the TC	% w.r.t total diluted share / voting capital of the TC
1	Kempas Trade and Investment Ltd.	25,300,000	-	2.22	2.22	6,899,300	-	0.61	0.61	32,199,300	-	2.82	2.82
2	Infinite Trade and Investment Ltd.	-	-	-	-	16,600,000	-	1.46	1.46	16,600,000	-	1.46	1.46
	Total (a) - Acquirers	25,300,000	-	2.22	2.22	23,499,300	-	2.06	2.06	48,799,300	-	4.28	4.28
Details of Shareholders who are PAC with the Acquirers													
1	Shri Gautam S. Adani & Shri Rajesh S. Adani (on behalf of S. B. Adani Family Trust)	573,333,492	-	50.29	50.29	-	-	-	-	573,333,492	-	50.29	50.29
2	Adani Tradeline Pvt. Ltd.	99,491,719	-	8.73	8.73	-	-	-	-	99,491,719	-	8.73	8.73
3	Flourishing Trade and Investment Ltd.	33,937,700	-	2.98	2.98	-	-	-	-	33,937,700	-	2.98	2.98
4	Worldwide Emerging Market Holding Ltd.	30,249,700	-	2.65	2.65	-	-	-	-	30,249,700	-	2.65	2.65
5	Afro Asia Trade and Investments Ltd.	30,249,700	-	2.65	2.65	-	-	-	-	30,249,700	-	2.65	2.65
6	Gautam S. Adani	1	-	0.00	0.00	-	-	-	-	1	-	0.00	0.00
7	Rajesh S. Adani	1	-	0.00	0.00	-	-	-	-	1	-	0.00	0.00
8	Gell Bery Trade and Investment Ltd.	140	-	0.00	0.00	-	-	-	-	140	-	0.00	0.00
9	Spitze Trade and Investment Ltd.	3,986,000	-	0.35	0.35	-	-	-	-	3,986,000	-	0.35	0.35
	Total (b) - PAC	771,248,453	-	67.65	67.65	23,499,300	-	2.06	2.06	820,047,753	-	71.93	71.93
	Grand Total (a) + (b) (consisting of holding of Promoter and Promoter Group)	796,548,453	-	69.87	69.87	23,499,300	-	2.06	2.06	820,047,753	-	71.93	71.93

Notes:

- Kempas Trade and Investment Ltd. acquired 68,99,300 equity shares (0.61% of AEL between 21st August, 2023 and 22nd August, 2023).
- Infinite Trade and Investment Ltd. acquired 1,66,00,000 equity shares (1.46% of AEL between 30th August, 2023 and 7th September, 2023).

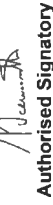
For Kempas Trade and Investment Ltd.



Authorised Signatory

Date: September 8, 2023

Place: Mauritius

Authorised Signatory

