



# Sri Ramakrishna Mills (Coimbatore) Ltd.,

Regd. Office : 1493, Sathyamangalam Road, P.B. No. 2007, Ganapathy, Coimbatore - 641 006, India.  
Phone : 0422-2531022, 2531122, E-mail : [srmc@srml.com](mailto:srmc@srml.com)

[mail@ramakrishnamills.com](mailto:mail@ramakrishnamills.com)

November 13, 2019

M/s.BSE Ltd  
Phiroze Jeejeebhoy Towers  
Dalal Street  
Mumbai 400 001.

K.Attn: Mr.Abhijit Pai  
AGM-Listing

Dear Sirs,

Sub: Consolidated & Standalone Unaudited Financial Results  
for the Second Quarter ended **30.09.2019** – reg.

Ref : Our letter dt. 30.10.2019 – Intimation regarding the meeting  
of Board of Directors on 13.11.2019

<<<>>>

Pursuant to Regulation 33 of SEBI (LO&DR) Regulations 2015, we are forwarding herewith the following, as approved by the Board of Directors of the Company at the meeting held on 13.11.2019.

- 1) Unaudited Financial Results for the Second Quarter ended 30.09.2019
- 2) Audit Report of the above Financial Results submitted by the Company's Statutory Auditors – M/s. CSK Prabhu & Co, Chartered Accountants, Coimbatore.

Thanking you,

Yours faithfully,

For Sri Ramakrishna Mills (Coimbatore) Ltd.,

  
Managing Director.

## Sri Ramakrishna Mills (Coimbatore) Limited


Regd. Office: 1493, Sathyamangalam Road, Ganapathy Post, Coimbatore - 641006 Tamil Nadu

Telephone No.: 0422-2531022/2531122 Fax No.: 91-422-2539837 E-mail Id: mail@ramakrishnamills.com Website: www.ramakrishnamills.com

CIN: L17111TZ1946PLC000175

Statement of unaudited standalone and consolidated financial results for the quarter and half year ended September 30, 2019 under Ind AS  
Rs. in Lakhs

Sl No	Particulars	Standalone						Consolidated					
		Three months ended			Half Year ended			Three months ended			Half Year ended		
		Sep 30, 2019 (unaudited)	Jun 30, 2019 (unaudited)	Sep 30, 2018 (unaudited)	September 30, 2019 (unaudited)	Sep 30, 2018 (unaudited)	Year ended March 31, 2019 (audited)	Sep 30, 2019 (unaudited)	Jun 30, 2019 (unaudited)	Sep 30, 2018 (unaudited)	September 30, 2019 (unaudited)	Sep 30, 2018 (unaudited)	Year ended March 31, 2019 (audited)
1	Income from Operations												
	Net Sales / Income from operations	619.70	762.57	187.46	1,382.26	350.62	2,707.31	619.70	762.57	187.46	1,382.26	350.62	2,707.31
2	Other Income (Net)	2.55	13.37	7.44	15.92	11.77	51.48	2.55	13.37	7.44	15.92	11.77	51.47
3	<b>Total Income (1+2)</b>	<b>622.25</b>	<b>775.94</b>	<b>194.89</b>	<b>1,398.18</b>	<b>362.38</b>	<b>2,758.79</b>	<b>622.25</b>	<b>775.94</b>	<b>194.89</b>	<b>1,398.18</b>	<b>362.38</b>	<b>2,758.78</b>
4	<b>Expenses</b>												
	Cost of materials consumed	14.10	15.78	169.90	29.88	250.83	580.91	14.10	15.78	169.90	29.88	250.83	580.91
	Purchase of stock-in-trade	232.59	42.43	-	275.02	-	638.59	232.59	42.43	-	275.02	-	638.59
	Changes in inventories of Finished Goods & Work-in-progress	(122.12)	31.69	(36.95)	(90.43)	(6.54)	(349.56)	(122.12)	31.69	(36.95)	(90.43)	(6.54)	(349.56)
	Employee benefit expenses	123.54	110.35	94.18	233.89	182.28	408.43	123.54	110.35	94.18	233.89	182.28	408.43
	Finance costs	57.11	69.86	45.41	126.96	100.47	296.77	57.11	69.86	45.41	126.96	100.47	296.77
	Depreciation and amortization expense	8.58	8.57	7.00	17.15	16.84	34.79	8.58	8.57	7.00	17.15	16.84	34.79
	Other expenses	127.89	130.54	82.00	258.43	150.39	404.30	127.92	130.59	82.06	258.51	150.52	404.74
	<b>Total Expenses</b>	<b>441.69</b>	<b>409.22</b>	<b>361.54</b>	<b>850.91</b>	<b>694.27</b>	<b>2,014.23</b>	<b>441.72</b>	<b>409.27</b>	<b>361.60</b>	<b>850.99</b>	<b>694.40</b>	<b>2,014.67</b>
5	<b>Profit before exceptional items and tax (3-4)</b>	<b>180.56</b>	<b>366.72</b>	<b>(166.64)</b>	<b>547.28</b>	<b>(331.88)</b>	<b>744.56</b>	<b>180.53</b>	<b>366.67</b>	<b>(166.70)</b>	<b>547.20</b>	<b>(332.01)</b>	<b>744.11</b>
6	Exceptional items	-	-	(0.03)	-	(0.03)	-	-	-	(0.03)	-	(0.03)	-
7	<b>Profit before tax (5+6)</b>	<b>180.56</b>	<b>366.72</b>	<b>(166.67)</b>	<b>547.28</b>	<b>(331.91)</b>	<b>744.56</b>	<b>180.53</b>	<b>366.67</b>	<b>(166.73)</b>	<b>547.20</b>	<b>(332.04)</b>	<b>744.11</b>
8	<b>Tax expense</b>												
	Current tax	16.60	79.02	-	95.62	-	-	16.60	79.02	-	95.62	-	-
	Deferred tax	-	(2.79)	-	(2.79)	-	379.96	-	(2.79)	-	(2.79)	-	379.96
	<b>Total Tax Expenses</b>	<b>16.60</b>	<b>76.24</b>	<b>-</b>	<b>92.83</b>	<b>-</b>	<b>379.96</b>	<b>16.60</b>	<b>76.24</b>	<b>-</b>	<b>92.83</b>	<b>-</b>	<b>379.96</b>
9	<b>Profit for the period from continuing operations (7-8)</b>	<b>163.96</b>	<b>290.48</b>	<b>(166.67)</b>	<b>454.44</b>	<b>(331.91)</b>	<b>364.60</b>	<b>163.93</b>	<b>290.43</b>	<b>(166.73)</b>	<b>454.36</b>	<b>(332.04)</b>	<b>364.15</b>
10	Profit / (Loss) from discontinued operations	-	-	-	-	-	-	-	-	-	-	-	-
11	Tax expense of discontinued operations	-	-	-	-	-	-	-	-	-	-	-	-
12	<b>Profit / (Loss) from discontinued operations (after tax) (10-11)</b>	<b>-</b>	<b>-</b>	<b>-</b>	<b>-</b>	<b>-</b>	<b>-</b>	<b>-</b>	<b>-</b>	<b>-</b>	<b>-</b>	<b>-</b>	<b>-</b>
13	<b>Profit for the period (9+12)</b>	<b>163.96</b>	<b>290.48</b>	<b>(166.67)</b>	<b>454.44</b>	<b>(331.91)</b>	<b>364.60</b>	<b>163.93</b>	<b>290.43</b>	<b>(166.73)</b>	<b>454.36</b>	<b>(332.04)</b>	<b>364.15</b>
	<b>Net Profit attributable to:</b>												
	(a) Owners	163.96	290.48	(166.67)	454.44	(331.91)	364.60	163.93	290.43	(166.73)	454.36	(332.04)	364.16
	(b) Non Controlling Interest	NA	NA	NA	NA	NA	NA	(0.00)	(0.00)	(0.00)	(0.00)	(0.00)	(0.01)
14	<b>Other comprehensive income, net of income tax</b>												
	a) (i) Items that will not be reclassified to profit or loss	(0.23)	(0.23)	(0.79)	(0.46)	(1.58)	(0.92)	(0.23)	(0.23)	(0.79)	(0.46)	(1.58)	(0.92)
	(ii) Income tax relating to items that will not be reclassified to profit or loss	0.07	0.07	0.24	0.14	0.48	0.27	0.07	0.07	0.24	0.14	0.48	0.27
	b) (i) Items that will be reclassified to profit or loss	-	-	-	-	-	-	-	-	-	-	-	-
	(ii) Income tax relating to items that will be reclassified to profit or loss	-	-	-	-	-	-	-	-	-	-	-	-
	<b>Total other comprehensive income, net of income tax</b>	<b>(0.16)</b>	<b>(0.16)</b>	<b>(0.55)</b>	<b>(0.32)</b>	<b>(1.10)</b>	<b>(0.65)</b>	<b>(0.16)</b>	<b>(0.16)</b>	<b>(0.55)</b>	<b>(0.32)</b>	<b>(1.10)</b>	<b>(0.65)</b>
	<b>Total other comprehensive income, attributable to</b>												
	(a) Owners	(0.16)	(0.16)	(0.55)	(0.32)	(1.10)	(0.65)	(0.16)	(0.16)	(0.55)	(0.32)	(1.10)	(0.65)
	(b) Non Controlling Interest	NA	NA	NA	NA	NA	NA	-	-	-	-	-	-
15	<b>Total comprehensive income for the period (13+14)</b>	<b>163.80</b>	<b>290.32</b>	<b>(167.22)</b>	<b>454.12</b>	<b>(333.01)</b>	<b>363.95</b>	<b>163.77</b>	<b>290.27</b>	<b>(167.28)</b>	<b>454.04</b>	<b>(333.14)</b>	<b>363.50</b>
	<b>Total other comprehensive income, attributable to</b>												
	(a) Owners	163.80	290.32	(167.22)	454.12	(333.01)	363.95	163.77	290.27	(167.28)	454.04	(333.14)	363.51
	(b) Non Controlling Interest	NA	NA	NA	NA	NA	NA	(0.00)	(0.00)	(0.00)	(0.00)	(0.00)	(0.01)
16	Paid-up equity share capital	711.83	711.83	711.83	711.83	711.83	711.83	711.83	711.83	711.83	711.83	711.83	711.83
	Face value per share (Rs)	10.00	10.00	10.00	10.00	10.00	10.00	10.00	10.00	10.00	10.00	10.00	10.00
17	Earning per share (Rs) (not annualised)												
	- Basic	2.30	4.08	(2.34)	6.38	(4.66)	5.12	2.30	4.08	(2.34)	6.38	(4.66)	5.12
	- Diluted	2.30	4.08	(2.34)	6.38	(4.66)	5.12	2.30	4.08	(2.34)	6.38	(4.66)	5.12




For Sri Ramakrishna Mills (Coimbatore) Ltd.,

Managing Director.

Notes:  
1. Segment reporting for the Quarter and half year ended Sep 30, 2019 (Standalone and Consolidated)

Sl No.	Particulars	Standalone						Consolidated					
		Three months ended			Half Year ended		Year ended	Three months ended			Half Year ended		Year ended
		Sep 30, 2019 (unaudited)	Jun 30, 2019 (unaudited)	Sep 30, 2018 (unaudited)	September 30, 2019 (unaudited)	Sep 30, 2018 (unaudited)	March 31, 2019 (audited)	Sep 30, 2019 (unaudited)	Jun 30, 2019 (unaudited)	Sep 30, 2018 (unaudited)	September 30, 2019 (unaudited)	Sep 30, 2018 (unaudited)	March 31, 2019 (audited)
1	<b>Segment Revenue</b>												
	a) Textile	135.58	145.69	187.46	281.27	350.62	874.00	135.58	145.69	187.46	281.27	350.62	874.00
	b) Real Estate	484.12	616.88	-	1,100.99	-	1,833.31	484.12	616.88	-	1,100.99	-	1,833.31
	Revenue from Operations (net)	619.70	762.57	187.46	1,382.26	350.62	2,707.31	619.70	762.57	187.46	1,382.26	350.62	2,707.31
2	<b>Segment Results</b>												
	Profit/(Loss) before tax and Finance Cost	(155.40)	(138.10)	(122.05)	(293.51)	(233.02)	(563.68)	(155.40)	(138.15)	(122.05)	(293.51)	(233.02)	(564.13)
	a) Textile	392.84	574.45	-	967.29	-	1,604.10	392.81	574.45	(0.06)	967.21	(0.13)	1,604.10
	b) Real Estate	237.44	436.34	(122.05)	673.78	(233.02)	1,040.41	237.41	436.29	(122.11)	673.70	(233.15)	1,039.96
	Total	(57.11)	(69.86)	(45.41)	(126.96)	(100.47)	(296.77)	(57.11)	(69.86)	(45.41)	(126.96)	(100.47)	(296.77)
	Less: Finance Cost	180.33	366.49	(167.46)	546.82	(333.49)	743.64	180.30	366.44	(167.52)	546.74	(333.62)	743.19
	Profit from Continuing Operations	-	-	-	-	-	-	-	-	-	-	-	-
	Profit from DisContinuing Operations	-	-	-	-	-	-	-	-	-	-	-	-
	Profit before Tax	180.33	366.49	(167.46)	546.82	(333.49)	743.64	180.30	366.44	(167.52)	546.74	(333.62)	743.19
3	<b>Segment Assets</b>												
	a) Textile	1,380.54	1,984.33	5,369.32	1,380.54	5,369.32	2,179.11	1,382.32	1,985.89	5,370.87	1,382.32	5,370.87	2,180.70
	b) Real Estate	5,589.58	4,675.56	0.01	5,589.58	0.01	4,115.02	5,589.58	4,675.56	0.01	5,589.58	0.01	4,115.02
	c) Other unallocable Corporate Assets	-	-	-	-	-	-	-	-	-	-	-	-
	Total Assets	6,970.12	6,659.89	5,369.33	6,970.12	5,369.33	6,294.13	6,971.90	6,661.45	5,370.88	6,971.90	5,370.88	6,295.72
4	<b>Segment Liabilities</b>												
	a) Textile	3,953.86	4,064.61	4,244.50	3,953.86	4,244.50	4,171.55	3,956.27	4,066.33	4,246.30	3,956.27	4,246.30	4,173.70
	b) Real Estate	2,221.88	1,964.71	1,344.12	2,221.88	1,344.12	1,782.32	2,221.88	1,964.71	1,344.12	2,221.88	1,344.12	1,782.32
	c) Other unallocable Corporate Liabilities	-	-	-	-	-	-	-	-	-	-	-	-
	Total Liabilities	6,175.74	6,029.31	5,588.62	6,175.74	5,588.62	5,953.87	6,178.15	6,031.03	5,590.42	6,178.15	5,590.42	5,956.02
5	<b>Capital employed (Segment Assets-Segment Liabilities)</b>												
	a) Textile	(2,573.32)	(2,080.27)	1,124.82	(2,573.32)	1,124.82	(1,992.43)	(2,573.95)	(2,080.43)	1,124.57	(2,573.95)	1,124.57	(1,992.99)
	b) Real Estate	3,367.70	2,710.85	(1,344.11)	3,367.70	(1,344.11)	2,332.70	3,367.70	2,710.85	(1,344.11)	3,367.70	(1,344.11)	2,332.70
	Total Capital employed in Segments	794.38	630.58	(219.29)	794.38	(219.29)	340.26	793.75	630.42	(219.54)	793.75	(219.54)	339.70
	Unallocated Corporate Assets less: Corporate Liabilities	-	-	-	-	-	-	-	-	-	-	-	-
	Total Capital Employed	794.38	630.58	(219.29)	794.38	(219.29)	340.26	793.75	630.42	(219.54)	793.75	(219.54)	339.70

- 2 The above unaudited results for the quarter and half year ended Sep 30, 2019 have been reviewed by the Audit committee of the Board and approved by the Board of Directors at its meeting held on November 13, 2019.
- 3 The statement has been prepared in accordance with the companies (Indian Accounting Standards) Rules, 2015 (Ind AS) prescribed under section 133 of the companies Act, 2013 and other recognised accounting practices and policies to the extent applicable.
- 4 The format for quarterly results as prescribed in SEBI's Circular CIR/CFD/CMD/15/2015 dated November 30, 2015 has been modified to comply with the requirements of SEBI's circular dated July 5 2016, Ind AS and Schedule III (Part II) to the Companies Act, 2013, which are applicable to companies that are required to comply with Ind AS.
- 5 Revenue from Real Estate considered under Ind AS 115 includes income recognised arising on transfer of control in respect of land and on percentage of Completion of performance obligation on the date of Balance Sheet in respect of Real Estate under development.



For Sri Ramakrishna Mills (Saimbatore) Ltd.,

Managing Director.

Rs. In Lakhs


Particulars	As at	As at	As at	As at	As at	As at
	September 30,	September 30,	March 31,	September 30,	September 30,	March 31,
	2019	2018	2019	2019	2018	2019
	Standalone	Standalone	Standalone	Consolidated	Consolidated	Consolidated
	Unaudited	Unaudited	Audited	Unaudited	Unaudited	Audited
<b>Assets</b>						
<b>Non-current assets</b>						
Property, plant and equipment	522.99	805.74	540.14	622.99	905.74	640.14
Financial Assets						
Investments	0.98	0.98	0.98	-	-	-
Loans	-	-	-	-	-	-
Other Financial Assets	78.37	215.95	94.33	78.37	215.95	94.33
Deferred tax asset (net)	1,021.48	1,398.72	1,018.55	1,021.48	1,398.72	1,018.55
Other non-current assets	152.85	281.81	277.15	55.40	184.36	179.68
	<b>1,776.68</b>	<b>2,703.20</b>	<b>1,931.15</b>	<b>1,778.25</b>	<b>2,704.77</b>	<b>1,932.71</b>
<b>Current assets</b>						
Inventories	2,773.22	2,394.83	2,688.53	2,773.22	2,394.83	2,688.53
Financial Assets						
Trade receivables	2,277.33	135.57	1,486.39	2,277.33	135.57	1,486.39
Cash and cash equivalents	32.82	1.59	2.95	33.05	1.60	3.00
Bank balances other than above	-	63.67	63.07	-	63.67	63.07
Other current assets	110.07	70.47	122.04	110.07	70.47	122.04
	<b>5,193.45</b>	<b>2,666.13</b>	<b>4,362.98</b>	<b>5,193.68</b>	<b>2,666.14</b>	<b>4,363.03</b>
	<b>6,970.12</b>	<b>5,369.33</b>	<b>6,294.13</b>	<b>6,971.92</b>	<b>5,370.91</b>	<b>6,295.74</b>
<b>Total - Assets</b>						
<b>Equity and Liabilities</b>						
<b>Equity</b>						
Equity share capital	711.83	711.83	711.83	711.83	711.83	711.83
Other Equity	82.55	(931.12)	(371.57)	81.93	(931.36)	(372.14)
Non Controlling Interests	-	-	-	0.01	0.02	0.02
	<b>794.38</b>	<b>(219.29)</b>	<b>340.26</b>	<b>793.77</b>	<b>(219.51)</b>	<b>339.71</b>
<b>Non current liabilities</b>						
Financial Liabilities						
Borrowings	1,078.20	1,534.99	1,260.69	1,078.20	1,534.99	1,262.53
Other financial liabilities	717.38	450.00	700.60	717.38	450.00	700.60
Provisions	36.20	123.59	135.09	36.20	123.59	135.09
	<b>1,831.78</b>	<b>2,108.58</b>	<b>2,096.38</b>	<b>1,831.78</b>	<b>2,108.58</b>	<b>2,098.22</b>
<b>Current liabilities</b>						
Financial Liabilities						
Borrowings	2,133.97	1,544.07	1,985.84	2,136.16	1,545.66	1,985.84
Trade payables	250.86	373.12	504.33	250.86	373.12	504.33
Other current liabilities	1,656.72	1,440.82	1,250.06	1,656.72	1,440.82	1,250.38
Provisions	302.41	122.02	117.26	302.63	122.23	117.26
	<b>4,343.96</b>	<b>3,480.04</b>	<b>3,857.49</b>	<b>4,346.37</b>	<b>3,481.84</b>	<b>3,857.81</b>
<b>Total - Equity and Liabilities</b>	<b>6,970.12</b>	<b>5,369.33</b>	<b>6,294.13</b>	<b>6,971.92</b>	<b>5,370.91</b>	<b>6,295.74</b>

7 Previous period Figures have been regrouped /reclassified, wherever necessary, to conform with the current period classification/presentation.

For Sri Ramakrishna Mills (Coimbatore) Limited

*D. Lakshminaraswamy*  
 D. Lakshminaraswamy  
 Managing Director  
 (DIN : 00028118)

Place: Coimbatore  
 Date: November 13, 2019





**CSK PRABHU & CO**  
Chartered Accountants

PARTNERS

CSK PRABHU BCom FCA

MAHESH PRABHU BCom FCA DISA

SWETHA G N MCom FCA

**Limited Review Report on the Unaudited Consolidated Financial Results for the quarter and half year ended 30th September 2019 pursuant to the Regulation 33 of SEBI (Listing Obligations and Disclosures Requirements) Regulations, 2015**

To the Board of Directors  
Sri Ramakrishna Mills (Coimbatore) Limited

1. We have reviewed the accompanying Statement of Unaudited Consolidated Financial Results of Sri Ramakrishna Mills (Coimbatore) Limited ("the Holding Company") its subsidiary (the Holding Company and its subsidiary together referred to as 'the Group') for the quarter and half year ended 30th September 2019 ("the Statement"), being submitted by the Holding Company pursuant to the requirements of Regulation 33 of the SEBI (Listing Obligations and Disclosure Requirements) Regulations, 2015, as amended, read with Circular No. CIR/CFD/FAC/ 62/2016 dated July 5, 2016. This Statement which is the responsibility of the Holding Company's Management and approved by the Board of Directors, has been prepared in accordance with recognition and measurement principles laid down in Indian Accounting Standard 34 "Interim Financial Reporting" as prescribed under Section 133 of Companies Act, 2013 ("the Act") read with relevant rules issued there under and other accounting principles generally accepted in India. Our responsibility is to issue a report on the Statement based on our review.

2. We conducted our review in accordance with the Standard on Review Engagement (SRE) 2410, "Review of Interim Financial Information Performed by the Independent Auditor of the Entity" issued by the Institute of Chartered Accountants of India. This standard requires that we plan and perform the review to obtain moderate assurance as to whether the Statement is free of material misstatement. A review is limited primarily to inquiries of the Company personnel and analytical procedures applied to financial data and thus provide less assurance than an audit. We have not performed an audit and accordingly, we do not express an audit opinion.


3. The Statement includes the results of the following Subsidiary:

Name Of Subsidiary	% of Equity Holding
Doral Real Estates Private Limited	98%

4. The Statement includes the interim financial results and other financial information of a subsidiary whose interim financial results/information reflects total revenues of Rs.Nil, total Net Loss after tax of Rs.0.03 Lakhs and total comprehensive income of Loss Rs.0.03 Lakhs (for the quarter ended 30th Sep 2019) and total revenues of Rs.Nil, total Net Loss after tax of Rs.0.08 Lakhs and total comprehensive income of Loss Rs.0.08 Lakhs (for the half year ended 30th Sep 2019) which are certified by the management and not subject to review. According to the information and explanations given to us by the Management, these interim financial results and other financial information are not material to the Group. Our conclusion on the Statement is not modified in respect of the above matter

5. Based on our review conducted as above, nothing has come to our attention that causes us to believe that the accompanying Statement, prepared in accordance with aforesaid accounting standard and other recognized accounting practices and policies have not disclosed the information required to be disclosed in terms of Regulation 33 of the SEBI (Listing Obligations and Disclosure Requirements) Regulations, 2015 read with Circular No. CIR/CFD/FAC/62/2016 dated July 5, 2016, including the manner in which it is to be disclosed, or that it contains any material misstatement.

For CSK Prabhu & Co  
Chartered Accountants, ICAI Firm Registration No.002485S

  
CSK Prabhu (Membership No.: 019811)  
Partner UDIN: 19019811AAAA6C3119



Place : Coimbatore  
Date:13-11-2019



**CSK PRABHU & CO**  
Chartered Accountants

PARTNERS

CSK PRABHU BCom FCA

MAHESH PRABHU BCom FCA DISA

SWETHA G N MCom FCA

**Limited Review Report on the Unaudited Standalone Financial Results for the quarter and half year ended 30th September 2019 pursuant to the Regulation 33 of SEBI (Listing Obligations and Disclosures Requirements) Regulations, 2015**


To the Board of Directors  
Sri Ramakrishna Mills (Coimbatore) Limited


1. We have reviewed the accompanying Statement of Unaudited Standalone Financial Results of Sri Ramakrishna Mills (Coimbatore) Limited ("the company") for the quarter and half year ended 30th September 2019 ("the Statement"), being submitted by the Company pursuant to the requirements of Regulation 33 of the SEBI (Listing Obligations and Disclosure Requirements) Regulations, 2015 read with Circular No. CIR/CFD/FAC/ 62/2016 dated July 5, 2016. This Statement which is the responsibility of the Company's Management and approved by the Board of Directors, has been prepared in accordance with recognition and measurement principles laid down in Indian Accounting Standard 34 "Interim Financial Reporting" as prescribed under Section 133 of Companies Act, 2013 ("the Act") read with relevant rules issued there under and other accounting principles generally accepted in India. Our responsibility is to issue a report on the Statement based on our review.

2. We conducted our review in accordance with the Standard on Review Engagement (SRE) 2410, "Review of Interim Financial Information Performed by the Independent Auditor of the Entity" issued by the Institute of Chartered Accountants of India. This standard requires that we plan and perform the review to obtain moderate assurance as to whether the Statement is free of material misstatement. A review is limited primarily to inquiries of the Company personnel and analytical procedures applied to financial data and thus provide less assurance than an audit. We have not performed an audit and accordingly, we do not express an audit opinion.

3. Based on our review conducted as above, nothing has come to our attention that causes us to believe that the accompanying Statement, prepared in accordance with aforesaid accounting standard and other recognized accounting practices and policies have not disclosed the information required to be disclosed in terms of Regulation 33 of the SEBI (Listing Obligations and Disclosure Requirements) Regulations, 2015 read with Circular No. CIR/CFD/FAC/62/2016 dated July 5, 2016, including the manner in which it is to be disclosed, or that it contains any material misstatement.

For CSK Prabhu & Co  
Chartered Accountants  
ICAI Firm Registration No.002485S



  
CSK Prabhu (Membership No.: 019811)  
Partner UDIN: 19019811AAAA685162

Place : Coimbatore  
Date :13-11-2019