



ARCHIDPLY INDUSTRIES LTD.

Corp. Office : 2/9, 1st Floor, W.H.S. Kirti Nagar, New Delhi-110015 (India)
Ph : 011 - 45642555, 45530828, 42665112 Email : corporate@archidply.com

May 20, 2022

The General Manager
Department of Corporate Services
BSE Limited
25th Floor, P.J. Towers,
Dalal Street, Fort,
Mumbai – 400001

The Listing Department
National Stock Exchange of India Ltd.
Exchange Plaza, Plot no. C/1, G Block,
Bandra-Kurla Complex, Bandra (E),
Mumbai - 400 051.
Symbol : ARCHIDPLY

Scrp Code : 532994

Sub: Outcome of Board Meeting

Ref: Regulation 30 & 33 of the Security and Exchange Board of India (Listing Obligations and Disclosure Requirements) Regulations, 2015 read with SEBI Circular CIR/CFD/CMD/4/2015 dated September 9, 2015.


The meeting of Board of Directors of Archidply Industries Limited (the “Company”) is held today, i.e. on Friday, May 20, 2022 that commenced at 12:30 PM and concluded at 1:40 PM inter alia, considered and approved the following:

1. The Standalone and Consolidated Audited Financial Results along with Audit Report for the quarter and year ended March 31, 2022, which had been duly reviewed and recommended by the Audit Committee.
2. The Report of the Statutory Auditors is with unmodified opinion with respect to Standalone and Consolidated Audited Financial Results of the Company for the quarter and financial year ended March 31, 2022.
3. The appointment of M/s. GRV & PK, Chartered Accountants (Firm Registration Number: 008099S) as the Statutory Auditors of the Company for a period of 5 years from the conclusion of 27th Annual General Meeting (i.e. ensuing Annual General Meeting) of the Company till the conclusion of 32th Annual General Meeting, subject to the approval of the members of the Company. A brief profile of the M/s. GRV & PK, Chartered Accountants is attached as annexure – A.
4. Approved the re-appointment of M/s Girdhari Sharma & Company as an Internal Auditor of the company for the Financial Year 2022-23 as recommended by Audit Committee.
5. Approved the re-appointment of M/s Rajneesh Sharma & Company as Secretarial Auditor of the company for the Financial Year 2022-23 as recommended by Audit Committee.

This is for your kind information, record and appropriate dissemination.

Thanking You!

Yours Faithfully

For Archidply Industries Limited
For ARCHIDPLY INDUSTRIES LTD.

Atul Krishna Pandey
Company Secretary

Regd. Office : Plot No. 7, Sector - 9, Integrated Industrial Estate, SIDCUL, Pantnagar, Rudrapur, Udham Singh Nagar - 263153 (Uttarakhand)
Ph.: 05944 - 250270, Fax : 05944 - 250269 Email : info@archidply.com website : www.archidply.com CIN : L85110UR1995PLC008627

LAMINATES | CLADS | COMPACTS | PLYWOOD | DOORS | DENSIFIED

Annexure – A

Details under Regulation 30 of the SEBI (Listing Obligations and Disclosure Requirements) Regulations, 2015 read along with SEBI Circular CIR/CFD/CMD/4/2015 dated September 9, 2015

Reason for change	Mandatory rotation of statutory auditors pursuant to conclusion of the term of the incumbent statutory auditors as per the provisions of Companies Act, 2013
Date of appointment/cessation (as applicable) & term of appointment;	Ensuing Annual General Meeting For a period of 5 years commencing from 27th Annual General Meeting (i.e. ensuing Annual General Meeting) subject to the approval of the members of the Company at the ensuing i.e. 32nd Annual General Meeting.
Brief Profile	<p>G R V & P K was established 23 years back in March 1998, by a group of Four young dedicated Chartered Accountants Mr. Ganpatlal Kawad H., Mr. Virchand Nahar G., Mr. Pankaj Rathore & Mr. Kamal Kishore Karnani.</p> <p>The Brief profile of the partners of G R V & P K are as under:-</p> <p>Mr. Ganpatlal Kawad H., B.com, LLB, FCA, ACS, DISA, He possess 26 years of Experience in the spheres of Accounting, Auditing, Taxation - Income Tax. He was Chairman of Bangalore Branch of The Institute of Chartered Accountants of India in the year 2006-07 and in managing committee from 2001-2007. Presently he is elected to the managing committee of FKCCI from professional sector and is co-chairman of Central Taxes, Corporate Laws, Economic Affairs and ADR Committee of FKCCI.</p> <p>Mr. Virchand Nahar G., B.com, FCA, He possesses 25 years of Experience in the spheres of Indirect Taxation – GST , Value Added Tax, Accounting, Auditing, Bank Auditing.He is also member of various social and cultural organisations like Rotary Club of Bangalore Peenya, Healthy Hearts Club. He was President of Rotary club of Bangalore Peenya.</p> <p>Mr. Pankaj Rathore, B.com, FCA, He possess 25 years of experience in the spheres of GST, Central Excise, Service Tax, Preparation of Management Information System, and Investigation Audits. He is also member of various social and cultural organisations and held various post in managing committee of Bangalore Garden City Jaycees, Bangalore.</p> <p>Mr. Kamal Kishore Karnani, B.com (Hons), FCA, He possess 25 years of Experience in the spheres of Company Law Matters, Internal Audit, C&AG audit Project Reporting & Financing. He is the member of Institute of Internal Auditors.</p>

For ARCHIDPLY INDUSTRIES LTD.



Atul K. Pandey
Company Secretary



ARCHIDPLY INDUSTRIES LTD.

Corp. Office : 2/9, 1st Floor, W.H.S. Kirti Nagar, New Delhi-110015 (India)
Ph : 011 - 45642555, 45530828, 42665112 Email : corporate@archidply.com

BRIEF PROFILE OF THE INTERNAL AUDITORS, M/S GIRDHARI SHARMA & COMPANY:

M/s Girdhari Sharma & Company firm established on August 13, 1979 consisting two partners, Mr. G.L. Sharma (B.Com(H), A.C.S., L.L.B., F.C.A. DISA) and Mr. N.L. Sharma (B.Com (H), FCA). They have an experience of more 40 years of conducting Statutory and Internal Audit of various corporates, who are engaged in diversified field like Manufacturing of Plywood, Medicines, Production and Distribution of Films(Cinema), Hotels, Construction Companies, Engineering Products, Plastic Products and Petrol pump and also audit of Partnership Firms and Charitable Trust , Audit of Trading Companies and NBFC .

For ARCHIDPLY INDUSTRIES LTD.


Company Secretary

Regd. Office : Plot No. 7, Sector - 9, Integrated Industrial Estate, SIDCUL, Pantnagar, Rudrapur, Udham Singh Nagar - 263153 (Uttarakhand)
Ph.: 05944 - 250270, Fax : 05944 - 250269 Email : info@archidply.com website : www.archidply.com CIN : L85110UR1995PLC008627

LAMINATES | CLADS | COMPACTS | PLYWOOD | DOORS | DENSIFIED



ARCHIDPLY INDUSTRIES LTD.

Corp. Office : 2/9, 1st Floor, W.H.S. Kirti Nagar, New Delhi-110015 (India)
Ph : 011 - 45642555, 45530828, 42665112 Email : corporate@archidply.com

May 20, 2022

The General Manager
Department of Corporate Services
BSE Limited
25th Floor, P.J. Towers,
Dalal Street, Fort,
Mumbai – 400001
Scrip Code : 532994

The Listing Department
National Stock Exchange of India Ltd.
Exchange Plaza, Plot no. C/1, G Block,
Bandra-Kurla Complex, Bandra (E),
Mumbai - 400 051.
Symbol : ARCHIDPLY

DECLARATION

Pursuant to Regulation 33(3) (d) of the SEBI (Listing Obligation and Disclosure Requirements) Regulations, 2015, as amended, we do hereby confirm that Statutory Auditor of the Company M/s Priti Jhavar & Co., Chartered Accountants have issued an Audit Report with unmodified opinion(s) on the Standalone and Consolidated audited financial results of the Company for the year ended on 31st March, 2022.

Thanking You

Yours Faithfully

For Archidply Industries Limited


Anil Sureka
Chief Financial Officer



ARCHIDPLY INDUSTRIES LIMITED

Registered office Plot no. 7, Sector - 9, Integrated Industrial Estate, SIDCUL,
Pant Nagar, Rudrapur, Udham Singh Nagar - 263153, Uttarakhand
website :www.archidply.com email: info@archidply.com
CIN : L85110UR1995 PLC008627

AUDITED STANDALONE FINANCIAL RESULTS FOR THE QUARTER & YEAR ENDED 31.03.2022

Particulars	(Rs. In Lakhs)				
	3 Months	3 Months	3 Months	Year ended	Year ended
	31.03.2022	31.12.2021	31.03.2021	31.03.2022	31.03.2021
	Audited	UnAudited	Audited	Audited	Audited
1. Income					
a. Revenue from operations	9,457.69	8,157.73	8,012.59	30,628.33	23,084.50
b. Other Income	33.02	19.86	27.53	84.23	52.36
Total Income (1)	9,490.71	8,177.59	8,040.12	30,712.56	23,136.86
2. Expenditure	0.64	0.67	0.68	0.64	0.66
a. Cost of materials consumed	3,988.59	3,772.50	3,177.65	13,548.64	8,905.59
b. Purchases of stock -in -trade	2,185.03	1,780.31	1,821.41	6,707.17	5,437.47
c. Changes in inventories of finished goods, work in progress and stock in trade	(110.69)	(109.43)	423.26	(650.48)	847.48
d. Employee benefits expense	680.90	676.57	706.43	2,661.76	2,293.79
e. Finance Costs	135.07	111.45	109.74	467.58	477.56
f. Depreciation and amortisation expense	102.70	104.25	121.76	402.86	419.83
g. Other expenditure	2,102.96	1,512.33	1,482.62	6,416.85	4,288.80
Total Expenditure (2)	9,084.56	7,847.98	7,842.87	29,554.38	22,670.51
3. Profit from before Exceptional items & tax(1-2)	406.15	329.61	197.25	1,158.17	466.35
4. Prior Period Income(+)/(-)Expenditure	5.33	(0.06)	0.23	5.31	0.23
5. Profit Before Taxation	411.48	329.55	197.48	1,163.48	466.58
6. Tax Expense					
- Current tax	120.00	90.00	74.27	345.00	142.00
- Tax on BuyBack of Shares	-	-	166.44	-	166.44
- Taxes for earlier year	(0.12)	-	(67.55)	-	(67.55)
- Deferred tax	1.12	(5.07)	(1.74)	(29.00)	0.11
7. Profit for the period from continuing operations	290.48	244.62	26.06	847.48	225.58
8. Other Comprehensive Income					
A i) Items that will not be reclassified to profit or loss	-	-	-	-	-
Defined benefit plan actuarial gains/(losses)	0.37	3.75	69.07	11.62	58.96
ii) Income Tax relating to items that will not be reclassified to profit or loss	0.09	0.94	12.29	2.92	14.84
B i) Items that will be reclassified to profit or loss	-	-	-	-	-
Diminution in the value of Investment	0.74	-	0.11	0.74	0.11
ii) Income Tax relating to items that will not be reclassified to profit or loss	-	-	-	-	-
Total	1.20	4.69	81.47	15.29	73.91
9. Total Comprehensive income for the period (7+8)	291.69	249.31	107.53	862.77	299.49
10. Paid up Equity Share Capital(face Value Rs.10/- per share)	1,986.50	1,986.50	1,986.50	1,986.50	1,986.50
11. Earnings Per Share (EPS)					
Basic and diluted EPS *					
b) Basic and diluted EPS after Extraordinary items for the period, for the year to date	1.46	1.23	0.13	4.27	1.03

* Not Annualised for Quarter



Signature

Segment wise Revenue, Results and Capital Employed (Standalone)

(Rs. In Lakhs)

Particulars	3 Months	3 Months	3 Months	Year ended	Year ended
	31.03.2022	31.12.2021	31.03.2021	31.03.2022	31.03.2021
	Audited	UnAudited	Audited	Audited	Audited
1. Segment Revenue (Gross)					
(a) Wood Based	5,332.07	4,510.32	4,538.46	17,139.72	13,058.79
(b) Paper Based	4,101.18	3,631.08	3,462.23	13,428.32	9,954.59
(c) Others	-	-	-	-	-
(d) Unallocated	24.44	16.32	11.91	60.30	71.11
Total	9,457.69	8,157.73	8,012.60	30,628.33	23,084.49
Less: Inter Segment Revenue	-	-	-	-	-
Income From Operations	9,457.69	8,157.73	8,012.60	30,628.33	23,084.49
2. Segment Results (Profit)(+)/ Loss (-) before tax and interest from each segment)					
(a) Wood Based	1,417.57	1,237.37	1,138.42	4,875.05	3,122.81
(b) Paper Based	1,297.87	839.86	892.70	3,773.30	3,220.93
(c) Others	-	-	-	-	-
(d) Unallocated	-	-	-	-	-
Total	2,715.44	2,077.24	2,031.12	8,648.35	6,343.74
Less: (i) Interest	135.07	111.45	109.74	467.58	477.56
(ii) Other Un-allocable Expenditure net off	2,231.68	1,672.36	1,753.46	7,167.12	5,523.31
(iii) Un-allocable income	62.79	36.13	29.56	149.83	123.70
Total Profit Before Tax	411.48	329.55	197.48	1,163.48	466.57
4. Segment Assets					
(a) Wood Based	9,420.27	8,920.17	8,865.60	9,420.27	8,865.60
(b) Paper Based	8,378.55	8,008.37	7,829.67	8,378.55	7,829.67
(c) Others	-	-	-	-	-
(d) Unallocated	2,130.43	2,225.43	2,315.44	2,130.43	2,315.44
Total	19,929.24	19,153.98	19,010.71	19,929.24	19,010.71
5. Segment Liability					
(a) Wood Based	2,985.86	3,048.22	2,399.42	2,985.86	2,399.42
(b) Paper Based	2,339.31	2,407.86	1,829.06	2,339.31	1,829.06
(c) Others	-	-	-	-	-
(d) Unallocated	-	-	-	-	-
Total	5,325.17	5,456.08	4,228.48	5,325.17	4,228.48
6. Capital Employed					
(Segment assets - Segment Liabilities)					
(a) Wood Based	6,434.41	5,871.95	6,466.17	6,434.41	6,466.17
(b) Paper Based	6,039.24	5,600.52	6,000.62	6,039.24	6,000.62
(c) Others	-	-	-	-	-
(d) Unallocated	2,130.43	2,225.43	2,315.44	2,130.43	2,315.44
Total	14,604.08	13,697.90	14,782.22	14,604.08	14,782.22



Arilega

Rs. In. Lakhs

STATEMENT OF ASSETS AND LIABILITIES (STANDALONE)		Year ended	Year ended
PARTICULARS		Audited	Audited
		31.03.2022	31.03.2021
A. ASSETS			
1. NON-CURRENT ASSETS			
(a) Property , plant and Equipment		4,268.46	4,608.43
(b) Capital Work-in Progress		0.00	11.69
(c) Goodwill		123.64	154.60
(d) Other Intangible Assets		9.87	11.61
(e) Investment Property		-	-
(f) Financial Assets			
i) Investments		77.74	15.09
ii) Loans		8.94	-
iii) Others		447.82	419.36
(g) Deferred tax Asset		146.91	114.99
(h) Other non current assets		116.02	173.19
Total Non current assets		5,199.43	5,508.97
2. CURRENT ASSETS			
(a) Inventories		5,121.10	4,577.84
(b) Financial Assets			
i. Trade Receivables		8,180.50	6,976.36
ii. Cash and cash equivalent		404.41	867.00
iii. Bank balances other than cash and cash equivalent		68.61	99.22
(c) Current Income Tax Assets(net)		-	-
(d) Other current assets		955.19	981.32
Total Current Assets		14,729.81	13,501.74
TOTAL ASSETS		19,929.24	19,010.71
B.EQUITY & LIABILITIES			
1. EQUITY:			
(a) Equity Share Capital		1,986.50	1,986.50
(b) Other Equity		7,240.08	6,377.31
Total Shareholders Fund		9,226.58	8,363.81
2. NON-CURRENT LIABILITIES			
(a) Financial Liabilities			
i. Borrowings		2.82	473.19
(b) Provisions		474.37	435.15
Total Non-Current liabilities		477.19	908.34
3. CURRENT LIABILITIES			
(a) Financial Liabilities			
i. Borrowings		5,305.50	5,659.58
ii. Trade Payables			
Total Outstanding dues of Micro and small Enterprises		757.76	707.52
Total Outstanding dues of Creditors other than Micro and small		2,999.98	1,877.84
iii. Other financial liabilities		421.38	665.28
(b) Short term Provisions		608.85	722.23
(c) Other Current Liabilities		99.52	89.14
(d) Current Income Tax Liabilities(net)		32.50	16.97
Total Current liabilities		10,225.48	9,738.56
TOTAL EQUITY & LIABILITIES		19,929.24	19,010.71



Signature

ARCHIDPLY INDUSTRIES LIMITED				
Statement Of Cash Flow				
	PARTICULARS	Amount in Rs.		Amount in Rs.
		FOR YEAR ENDED 31 MARCH, 2022		FOR YEAR ENDED 31 MARCH, 2021
A.	Cash flows arising from operating activities			
	Net Profit/(Loss) Before Tax	1,163.48		466.58
Add:	Depreciation	402.86		419.83
	Interest Paid	467.58		477.56
	Loss on Sale of FA	26.01		2.03
Less:	Other comprehensive (Income)/loss	(11.62)		(58.96)
		2,071.55		1,424.96
Less:	Profit on sale of machinery	-		-
	Profit on sale of Investment	3.36		-
	Interest Received	9.45		15.78
		2,058.74		1,409.19
	Operating profit before working capital changes			
	(Increase)/Decrease in Inventory	(543.26)		446.94
	(Increase)/Decrease in Debtors	(1,204.14)		162.60
	(Increase)/Decrease in Loans & Advances	54.74		703.16
	(Increase)/Decrease in Other current assets	26.12		237.45
	Increase/(Decrease) in Trade Payables	1,172.38		(488.08)
	Increase/(Decrease) in Provisions	(74.16)		58.70
	Increase/(Decrease) in other current liabilities	(17.06)		260.26
	Cash flow from Operations	1,473.37		2,790.22
	Payment of Income Tax	329.48		315.22
	Net Cash Flow from Operating Activities		1,143.89	2,475.01
B.	Cash flows arising from Investment activities			
	Inflows:			
	FD matured	30.61		-
	Sale of Fixed Assest	73.29		8.31
	Sale of Investment	18.44		-
	Loans repaid	-		-
	Interest Received	9.45		15.78
	Outflows:			
	Investment in Fixed Assets	129.51		883.33
	Change in WIP	(11.69)		(3.09)
	Loans given	8.94		-
	FD Made with bank	26.03		86.76
	Purchase of Investment	77.00		-
			(97.99)	(942.91)
C.	Cash flows arising from finance activities			
	Inflows:			
	Proceeds from Loan	-		2,593.41
	Outflows:			
	Shares Bought back	-		814.00
	Repayment of Loan	1,040.92		1,996.71
	Interest paid	467.58	(1,508.49)	477.56
				(694.86)
	Cash flow from all activities-(A+B+C)		(462.59)	837.23
Add:	Cash & cash equivalents at beginning of the year		867.00	29.77
	Cash & cash equivalents at year end of the year		404.41	867.00



Signature

Notes


1. The above audited Financial results have been reviewed by the Audit Committee and approved by the Board of Directors of the Company at its meetings held on 20th May, 2022. And the statutory Auditors of the company have issued an unmodified report on the standalone financial results for the year ended 31st March, 2022
2. This audited Financial Results have been prepared in accordance with the Companies (Indian Accounting Standards) Rules, 2015 (Ind AS) prescribed under Sec 133 of Companies Act, 2013 and other recognised accounting practises and policies to the extent applicable.
3. Figures for the previous periods have been regrouped recasted and reclassified to confirm to the classification of the current period, wherever
4. The figures for the quarter ended March 31, 2022 and March 31, 2021 are the balancing figures between audited figures In respect of the full financial years and the unaudited published year to-date figures upto December 31 for respective years which were subjected to limited review.
5. There are no exceptional / extraordinary items during the Year ended 31, March, 2022
6. During the year ended March 31, 2022, certain assets which were old and have no realisable value having Net book value of Rs.24,28,380/- were retired and shown as impairment loss in the books.
7. Segment Information as per IND AS 108, 'Operating Segments' is disclosed in Segment Reporting.
8. The Company has not discontinued any of its operations during the period under review
9. The Company will assess the impact of Code on Wages, 2019 and the Code on Social Security, 2020 and give effect in the financial statements when the date of implementation of these codes and the Rules/Schemes thereunder are notified.
10. Additional information pursuant to regulation 52(4) and Regulation 54(2) of Securities and Exchange Board of India (Listing Obligations and Disclosure Requirements) Regulations, 2015, as amended for the quarter and year ended 31 st March, 2022 (Standalone)

Particulars	Quarter Ended			Year ended	
	31.03.2022	31.12.2021	31.03.2021	31.03.2022	31.03.2021
	Audited	UnAudited	Audited	Audited	Audited
a) Debt Service Coverage Ratio	1.34	1.56	0.86	1.41	1.70
b) Interest Service Coverage Ratio	4.05	3.96	2.80	3.49	1.98
c) Debt Equity Ratio	0.58	0.53	0.77	0.58	0.77
d) Current Ratio	1.44	1.45	1.39	1.44	1.39
e) Long Term Debt to Working Capital	0.02	0.08	0.19	0.02	0.19
f) Bad Debts to Accounts Receivable Ratio	0.00	0.00	0.03	0.01	0.04
g) Current Liability Ratio	0.96	0.93	0.91	0.96	0.91
h) Total Debts to Total Assets	0.27	0.25	0.34	0.27	0.34
i) Debtors Turnover Ratio	1.21	1.10	1.18	4.03	3.22
j) Inventory Turnover Ratio	2.24	2.07	2.24	7.92	5.78
k) Operating Margin(%)	5.43%	5.16%	3.49%	5.06%	3.88%
l) Net Profit Margin(%)	3.07%	3.00%	0.33%	2.77%	0.98%

Date: May 20, 2022

Place: Delhi

For Archidply Industries Ltd.


Rajiv Daga
Managing Director



Formulae for Computation of Ratios are as follows:-

Serial no.	Particulars	Numerator	Denominator
a)	Debt Service Coverage Ratio	Earnings before Interest, Tax and Exceptional Items	Interest Expense + Principal Repayments made during the period for long term loans
b)	Interest service Coverage Ratio	Earnings before Interest, Tax and Exceptional Items	Interest Expense
c)	Debt Equity Ratio	Total Debt	Total Equity
d)	Current Ratio	Current Assets	Current Liabilities
e)	Long Term Debt to Working Capital	Non-Current Borrowings (Including Current Maturities of Non-Current Borrowings)	Current Assets Less Current Liabilities (Excluding Current Maturities of Non-Current Borrowings)
f)	Bad Debts to Accounts Receivable Ratio	Bad Debts	Average Trade Receivables
g)	Current Liability Ratio	Total Current Liabilities	Total Liabilities
h)	Total Debts to Total Assets	Total Debt	Total Assets
i)	Debtors Turnover Ratio	Value of Sales & Services	Average Trade Receivables
j)	Inventory Turnover Ratio	Cost of Goods Sold (Cost of Material Consumed+ Purchases + Changes in Inventory + Manufacturing Expenses)	Average Inventories of Finished Goods, Stock-in-Process and Stock-in-Trade
k)	Operating Margin(%)	Earnings before Interest, Tax and Exceptional Items less Other Income	Value of Sales & Services
l)	Net Profit Margin(%)	Profit After Tax (after exceptional items)	Value of Sales & Services



Signature



Auditor's Report On Quarterly Financial Results and Year to Date Results of the Company Pursuant to the Regulation 33 and 52 of the SEBI (Listing Obligations and Disclosure Requirements) Regulations, 2015, as amended


To,
Board of Directors of
Archidply Industries Limited

Opinion

1. We have audited the quarterly financial results of Archidply Industries Limited for the quarter ended 31st March, 2022 and the year to date results for the period 1st April, 2021 to 31st March, 2022 and the Statement of Assets and Liabilities and the statement of Cash Flows as at and for the year ended on that date, attached herewith, being submitted by the company pursuant to the requirement of Regulation 33 and 52 of the SEBI (Listing Obligations and Disclosure Requirements) Regulations, 2015. read with SEBI circular No. CIR/CFD/FAC/62/2016 dated 5th July, 2016.
2. In our opinion and to the best of our information and according to the explanations given to us these quarterly financial results as well as the year to date results:
 - (i) are presented in accordance with the requirements of Regulation 33 and 52 of the SEBI (Listing Obligations and Disclosure Requirements) Regulations, 2015 in this regard; and
 - (ii) give a true and fair view in conformity with the recognition and measurement principles laid down in the applicable accounting standards prescribed under Section 133 of the Companies Act, 2013 (the "Act") and other accounting principles generally accepted in India, of net profit and other comprehensive loss and other financial information of the Company for the year ended March 31, 2022 and the Statement of assets and liabilities and the Statement of cash flows as at and for the year ended on that date.

Basis of Opinion

3. We conducted our audit in accordance with the Standards on Auditing (SAs) specified under section 143(10) of the Companies Act, 2013. Our responsibilities under those Standards are further described in the Auditor's Responsibilities for the Audit of the Financial Statements section of our report. We are independent of the Company in accordance with the Code of Ethics issued by the Institute of Chartered Accountants of India together with the ethical requirements that are relevant to our audit of the financial statements under the provisions of the Companies Act, 2013 and the Rules there under, and we have fulfilled our other ethical responsibilities in accordance with these requirements and the Code of Ethics. We believe that the audit evidence we have obtained is sufficient and appropriate to provide a basis for our opinion.






Responsibility of Management for the Financial Statements

4. The Company's Board of Directors is responsible for the matters stated in section 134(5) of the Companies Act, 2013 ("the Act") with respect to the preparation of these standalone financial statements that give a true and fair view of the financial position, financial performance, of the Company in accordance with the accounting principles generally accepted in India, including the accounting Standards specified under section 133 of the Act. This responsibility also includes maintenance of adequate accounting records in accordance with the provisions of the Act for safeguarding of the assets of the Company and for preventing and detecting frauds and other irregularities; selection and application of appropriate implementation and maintenance of accounting policies; making judgments and estimates that are reasonable and prudent; and design, implementation and maintenance of adequate internal financial controls, that were operating effectively for ensuring the accuracy and completeness of the accounting records, relevant to the preparation and presentation of the financial statement that give a true and fair view and are free from material misstatement, whether due to fraud or error, which have been used for the purpose of preparation of the Financial results by the Directors of the Company, as aforesaid.
5. In preparing the financial statements, management is responsible for assessing the Company's ability to continue as a going concern, disclosing, as applicable, matters related to going concern and using the going concern basis of accounting unless management either intends to liquidate the Company or to cease operations, or has no realistic alternative but to do so.
6. The Board of Directors are also responsible for overseeing the company's financial reporting process.

Auditor's Responsibility for the Audit of the Financial Statements


7. Our objectives are to obtain reasonable assurance about whether the financial statements as a whole are free from material misstatement, whether due to fraud or error, and to issue an auditor's report that includes our opinion. Reasonable assurance is a high level of assurance, but is not a guarantee that an audit conducted in accordance with SAs will always detect a material misstatement when it exists. Misstatements can arise from fraud or error and are considered material if, individually or in the aggregate, they could reasonably be expected to influence the economic decisions of users taken on the basis of these financial statements.
8. As part of an audit in accordance with SAs, we exercise professional judgment and maintain professional scepticism throughout the audit. We also:
 - Identify and assess the risks of material misstatement of the standalone financial statements, whether due to fraud or error, design and perform audit procedures responsive to those risks, and obtain audit evidence that is sufficient and appropriate to provide a basis for our opinion. The risk of not detecting a material misstatement resulting from fraud is higher than for one resulting from error, as fraud may involve





collusion, forgery, intentional omissions, misrepresentations, or the override of internal control.

- Obtain an understanding of internal control relevant to the audit in order to design audit procedures that are appropriate in the circumstances. Under Section 143(3) (i) of the Act, we are also responsible for expressing our opinion on whether the company has adequate internal financial controls with reference to financial statements in place and the operating effectiveness of such controls.
 - Evaluate the appropriateness of accounting policies used and the reasonableness of accounting estimates and related disclosures made by management.
 - Conclude on the appropriateness of management's use of the going concern basis of accounting and, based on the audit evidence obtained, whether a material uncertainty exists related to events or conditions that may cast significant doubt on the Company's ability to continue as a going concern. If we conclude that a material uncertainty exists, we are required to draw attention in our auditor's report to the related disclosures in the standalone financial statements or, if such disclosures are inadequate, to modify our opinion. Our conclusions are based on the audit evidence obtained up to the date of our auditor's report. However, future events or conditions may cause the Company to cease to continue as a going concern.
 - Evaluate the overall presentation, structure and content of the standalone financial statements, including the disclosures, and whether the standalone financial statements represent the underlying transactions and events in a manner that achieves fair presentation.
9. Materiality is the magnitude of misstatements in the standalone financial statements that, individually or in aggregate, makes it probable that the economic decisions of a reasonably knowledgeable user of the standalone financial statements may be influenced. We consider quantitative materiality and qualitative factors in (i) planning the scope of our audit work and in evaluating the results of our work; and (ii) to evaluate the effect of any identified misstatements in the standalone financial statements.
10. We communicate with those charged with governance regarding, among other matters, the planned scope and timing of the audit and significant audit findings, including any significant deficiencies in internal control that we identify during our audit. We also provide those charged with governance with a statement that we have complied with relevant ethical requirements regarding independence, and to communicate with them all relationships and other matters that may reasonably be thought to bear on our independence, and where applicable, related safeguards.





Other Matters

11. The figures for the quarter ended March 31, 2022 and the corresponding quarter ended in the previous year as reported in the Statement are the balancing figures between audited figures in respect of the full financial year and the published year to date figures upto the end of the third quarter of the current and previous financial year respectively. Also, the figures up to the end of the third quarter had only been reviewed and not subjected to audit.
12. The annual financial results dealt with by this report have been prepared for the express purpose of filing with stock exchanges. These results are based on and should be read with the audited standalone financial statements of the Company for the year ended March 31, 2022 on which we issued an unmodified audit opinion vide our report dated May 20, 2022.

For Priti Jhavar & Co.
Chartered Accountants
FRN: 328818E

Priti Jhavar



(Priti Jhavar)
Proprietrix
(Membership No. 303053)
UDIN: 22303053AJHMWY3193

Place: Bangalore
Date: 20.05.2022

ARCHIDPLY INDUSTRIES LIMITED

Registered office Plot no. 7, Sector - 9, Integrated Industrial Estate, SIDCUL,
Pant Nagar, Rudrapur, Udham Singh Nagar - 263153, Uttarakhand

website :www.archidply.com email: info@archidply.com

CIN : L85110UR1995 PLC008627

AUDITED CONSOLIDATED FINANCIAL RESULTS FOR THE QUARTER & YEAR ENDED 31.03.2022		
Particulars	Consolidated	
	3 Months ended	Year ended
	31.03.2022	31.03.2022
	Audited	Audited
1. Income		
a. Revenue from operations	9,457.69	30,628.33
b. Other Income	33.02	84.23
Total Income (1)	9,490.71	30,712.56
2. Expenditure		
a. Cost of materials consumed	3,988.59	13,548.64
b. Purchases of stock -in -trade	2,185.03	6,707.17
c.Changes in inventories of finished goods, work in progress and stock in trade	(110.69)	(650.48)
d. Employee benefits expense	680.90	2,661.76
e. Finance Costs	135.07	467.58
f. Depreciation and amortisation expense	102.70	402.86
g. Other expenditure	2,104.75	6,418.64
Total Expenditure (2)	9,086.35	29,556.17
3. Profit from before Exceptional items & tax(1-2)	404.36	1,156.39
4. Prior Period Income(+)/(-)Expenditure	5.33	5.31
5. Profit Before Taxation	409.69	1,161.69
6. Tax Expense		
- Current tax	120.00	345.00
-Tax on BuyBack of Shares	-	-
- Taxes for earlier year	(0.12)	-
- Deferred tax	1.12	(29.00)
7. Profit for the period from continuing operations	288.69	845.69
8. Other Comprehensive Income		
A i) Items that will not be reclassified to profit or loss	-	
Defined benefit plan actuarial gains/(losses)	0.37	11.62
ii) Income Tax relating to items that will not be reclassified to profit or loss	0.09	2.92
B i) Items that will be reclassified to profit or loss	-	
Diminution in the value of Investment	0.74	0.74
ii) Income Tax relating to items that will not be reclassified to profit or loss	-	
Total	1.20	15.29
9. Total Comprehensive income for the period (7+8)	289.90	860.98
Profits Attributable To:		
Parent	289.90	860.98
Non-Controlling Interest	-	-
10. Paid up Equity Share Capital(face Value Rs.10/- per share)	1,986.50	1,986.50
11. Earnings Per Share (EPS)		
Basic and diluted EPS *		
b) Basic and diluted EPS after Extraordinary items for the period, for the year to date	1.45	4.27

* Not Annualised for Quarter



Sanjiv

Segment wise Revenue, Results and Capital Employed		
Particulars	Consolidated	
	3 Months	Year ended
	31.03.2022	31.03.2022
	Audited	Audited
1. Segment Revenue (Gross)		
(a) Wood Based	5,332.07	17,139.72
(b) Paper Based	4,101.18	13,428.32
(c) Others	-	-
(d) Unallocated	24.44	60.30
Total	9,457.69	30,628.33
Less: Inter Segment Revenue	-	-
Income From Operations	9,457.69	30,628.33
2. Segment Results (Profit)(+)/ Loss (-) before tax and interest from each segment)		
(a) Wood Based	1,417.57	4,875.05
(b) Paper Based	1,297.87	3,773.30
(c) Others	-	-
(d) Unallocated	-	-
Total	2,715.44	8,648.35
Less: (i) Interest	135.07	467.58
(ii) Other Un-allocable Expenditure net off	2,233.47	7,168.90
(iii) Un-allocable income	62.79	149.83
Total Profit Before Tax	409.69	1,161.69
4. Segment Assets		
(a) Wood Based	9,419.26	9,419.26
(b) Paper Based	8,377.76	8,377.76
(c) Others	-	-
(d) Unallocated	2,130.43	2,130.43
Total	19,927.45	19,927.45
5. Segment Liability		
(a) Wood Based	2,985.86	2,985.86
(b) Paper Based	2,339.31	2,339.31
(c) Others	-	-
(d) Unallocated	-	-
Total	5,325.17	5,325.17
6. Capital Employed		
(Segment assets - Segment Liabilities)		
(a) Wood Based	6,433.40	6,433.40
(b) Paper Based	6,038.45	6,038.45
(c) Others	-	-
(d) Unallocated	2,130.43	2,130.43
Total	14,602.29	14,602.29



Signature

CONSOLIDATED STATEMENT OF ASSETS AND LIABILITIES (Rs.In.Lakhs)	Year ended
PARTICULARS	Audited
	31.03.2022
A. ASSETS	
1. NON-CURRENT ASSETS	
(a) Property , plant and Equipment	4,268.46
(b) Capital Work-in Progress	-
(c) Goodwill	123.64
(d) Other Intangible Assets	9.87
(e) Investment Property	-
(f) Financial Assets	
i) Investments	67.74
ii) Loans	-
iii) Others	447.82
(g) Deferred tax Asset	146.91
(h) Other non current assets	123.18
Total Non current assets	5,187.64
2. CURRENT ASSETS	
(a) Inventories	5,121.10
(b) Financial Assets	
i. Trade Receivables	8,180.50
ii. Cash and cash equivalent	414.41
iii. Bank balances other than cash and cash equivalent	68.61
(c) Current Income Tax Assets(net)	-
(d) Other current assets	955.19
Total Current Assets	14,739.81
TOTAL ASSETS	19,927.45
B.EQUITY & LIABILITIES	
1. EQUITY:	
(a) Equity Share Capital	1,986.50
(b) Other Equity	7,238.29
Total Shareholders Fund	9,224.79
2. NON-CURRENT LIABILITIES	
(a) Financial Liabilities	
i. Borrowings	2.82
(b) Provisions	474.37
Total Non-Current liabilities	477.19
3. CURRENT LIABILITIES	
(a) Financial Liabilities	
i. Borrowings	5,305.50
ii. Trade Payables	
Total Outstanding dues of Micro and small Enterprises	757.76
Total Outstanding dues of Creditors other than Micro and small	2,999.98
iii. Other financial liabilities	421.38
(b) Short term Provisions	608.85
(c) Other Current Liabilities	99.52
(d) Current Income Tax Liabilities(net)	32.50
Total Current liabilities	10,225.48
TOTAL EQUITY & LIABILITIES	19,927.45



Signature


Notes


1. The above audited Consolidated Financial results have been reviewed by the Audit Committee and approved by the Board of Directors of the Company at its meetings held on 20th May, 2022. And the statutory Auditors of the company have issued an unmodified report on the consolidated financial results for the year ended 31st March, 2022
2. This audited Consolidated Financial Results have been prepared in accordance with the Companies (Indian Accounting Standards) Rules, 2015 (Ind AS) prescribed under Sec 133 of Companies Act, 2013 and other recognised accounting practises and policies to the extent applicable.
3. Figures for the previous periods are not given as investments are made during the year.
4. The figures for the quarter ended March 31, 2022 are the balancing figures between audited figures In respect of the full financial years and the unaudited published year to-date standalone figures upto December 31 which were subjected to limited review.
5. There are no exceptional / extraordinary items during the Year ended 31, March, 2022
6. During the year ended March 31, 2022, certain assets which were old and have no realisable value having Net book value of Rs.24,28,380/- were retired and shown as impairment loss in the books.
7. Segment Information as per IND AS 108, 'Operating Segments' is disclosed in Segment Reporting.
8. The Company has not discontinued any of its operations during the period under review
9. The Company will assess the impact of Code on Wages, 2019 and the Code on Social Security, 2020 and give effect in the financial statements when the date of implementation of these codes and the rules/Schemes thereunder are notified.
10. Additional information pursuant to regulation 52(4) and Regulation 54(2) of Securities and Exchange Board of India (Listing Obligations and Disclosure Requirements) Regulations, 2015, as amended for the quarter and year ended 31 st March, 2022 (Consolidated)

Particulars	Quarter Ended	Year ended
	31.03.2022	31.03.2022
	Audited	Audited
a) Debt Service Coverage Ratio	1.34	1.41
b) Interest service Coverage Ratio	4.03	3.48
c) Debt Equity Ratio	0.58	0.58
d) Current Ratio	1.44	1.44
e) Long Term Debt to Working Capital	0.02	0.02
f) Bad Debts to Accounts Receivable Ratio	0.00	0.01
g) Current Liability Ratio	0.96	0.96
h) Total Debts to Total Assets	0.27	0.27
i) Debtors Turnover Ratio	1.21	4.03
j) Inventory Turnover Ratio	2.24	7.92
k) Operating Margin(%)	5.41%	5.05%
l) Net Profit Margin(%)	3.05%	2.77%

Date: May 20, 2022
Place: Delhi

For Archidply Industries Ltd.,


Rajiv Daga
Managing Director



Formulae for Computation of Ratios are as follows:-

Serial no.	Particulars	Numerator	Denominator
a)	Debt Service Coverage Ratio	Earnings before Interest, Tax and Exceptional Items	Interest Expense + Principal Repayments made during the period for long term loans
b)	Interest service Coverage Ratio	Earnings before Interest, Tax and Exceptional Items	Interest Expense
c)	Debt Equity Ratio	Total Debt	Total Equity
d)	Current Ratio	Current Assets	Current Liabilities
e)	Long Term Debt to Working Capital	Non-Current Borrowings (Including Current Maturities of Non-Current Borrowings)	Current Assets Less Current Liabilities (Excluding Current Maturities of Non-Current Borrowings)
f)	Bad Debts to Accounts Receivable Ratio	Bad Debts	Average Trade Receivables
g)	Current Liability Ratio	Total Current Liabilities	Total Liabilities
h)	Total Debts to Total Assets	Total Debt	Total Assets
i)	Debtors Turnover Ratio	Value of Sales & Services	Average Trade Receivables
j)	Inventory Turnover Ratio	Cost of Goods Sold (Cost of Material Consumed+ Purchases + Changes in Inventory + Manufacturing Expenses)	Average Inventories of Finished Goods, Stock-in-Process and Stock-in-Trade
k)	Operating Margin(%)	Earnings before Interest, Tax and Exceptional Items less Other Income	Value of Sales & Services
l)	Net Profit Margin(%)	Profit After Tax (after exceptional items)	Value of Sales & Services



Filega



Auditor's Report On Quarterly Consolidated financial result and Year to Date Consolidated Results of the Company Pursuant to the Regulation 33 and 52 of the SEBI (Listing Obligations and Disclosure Requirements) Regulations, 2015, as amended

To,
Board of Directors of
Archidply Industries Limited

Opinion

1. We have audited the quarterly Consolidated financial results of Archidply Industries Limited ("Holding company") and its Subsidiaries (the holding company and its subsidiaries together referred to as "the group") for the quarter ended 31st March ,2022 and the year to date results for the period 1st April ,2021 to 31st March, 2022 and the Statement of Assets and Liabilities and the statement of Cash Flows as at and for the year ended on that date, attached herewith, being submitted by the company pursuant to the requirement of Regulation 33 and 52 of the SEBI (Listing Obligations and Disclosure Requirements) Regulations, 2015. read with SEBI circular No. CIR/CFD/FAC/62/2016 dated 5th July, 2016.
2. In our opinion and to the best of our information and according to the explanations given to us these quarterly Consolidated financial results as well as the year to date results:
 - (i) Includes the result of the following entities
 - a) 100% subsidiary company
Archidpanel Industries Limited
 - (ii) are presented in accordance with the requirements of Regulation 33 and 52 of the SEBI (Listing Obligations and Disclosure Requirements) Regulations, 2015 in this regard; and
 - (iii) give a true and fair view in conformity with the recognition and measurement principles laid down in the applicable accounting standards prescribed under Section 133 of the Companies Act, 2013 (the "Act") and other accounting principles generally accepted in India, of consolidated net profit and other comprehensive loss and other financial information of the Company for the year ended March 31, 2022 and the Statement of assets and liabilities and the Statement of cash flows as at and for the year ended on that date.

Basis of Opinion

3. We conducted our audit in accordance with the Standards on Auditing (SAs) specified under section 143(10) of the Companies Act, 2013. Our responsibilities under those Standards are






further described in the Auditor's Responsibilities for the Audit of the Consolidated Financial Statements section of our report. We are independent of the Company in accordance with the Code of Ethics issued by the Institute of Chartered Accountants of India together with the ethical requirements that are relevant to our audit of the financial statements under the provisions of the Companies Act, 2013 and the Rules there under, and we have fulfilled our other ethical responsibilities in accordance with these requirements and the Code of Ethics. We believe that the audit evidence we have obtained is sufficient and appropriate to provide a basis for our opinion.

Responsibility of Management for the Consolidated Financial Statements

4. The Holding Company's Board of Directors is responsible for the matters stated in section 134(5) of the Companies Act, 2013 ("the Act") with respect to the preparation of these Consolidated financial statements that give a true and fair view of the financial position, financial performance, of the Group in accordance with the accounting principles generally accepted in India, including the accounting Standards specified under section 133 of the Act. This responsibility also includes maintenance of adequate accounting records in accordance with the provisions of the Act for safeguarding of the assets of the Group and for preventing and detecting frauds and other irregularities; selection and application of appropriate implementation and maintenance of accounting policies; making judgments and estimates that are reasonable and prudent; and design, implementation and maintenance of adequate internal financial controls, that were operating effectively for ensuring the accuracy and completeness of the accounting records, relevant to the preparation and presentation of the consolidated financial statement that give a true and fair view and are free from material misstatement, whether due to fraud or error, which have been used for the purpose of preparation of the Consolidated financial results by the Directors of the Holding Company, as aforesaid.
5. In preparing the statements, the respective management of the company in the group are responsible for assessing the Group ability to continue as a going concern, disclosing, as applicable, matters related to going concern and using the going concern basis of accounting unless management either intends to liquidate the Group or to cease operations, or has no realistic alternative but to do so.
6. The respective Board of Directors of the Companies included in the group are also responsible for overseeing the group financial reporting process.

Auditor's Responsibility for the Audit of the Consolidated Financial Statements

7. Our objectives are to obtain reasonable assurance about whether the consolidated financial statements as a whole are free from material misstatement, whether due to fraud or error, and to issue an auditor's report that includes our opinion. Reasonable assurance is a high level of assurance, but is not a guarantee that an audit conducted in accordance with SAs will always detect a material misstatement when it exists. Misstatements can arise from fraud or error and are considered material if, individually or in the aggregate, they could reasonably be expected to influence the economic decisions of users taken on the basis of these consolidated financial statements.





8. As part of an audit in accordance with SAs, we exercise professional judgment and maintain professional scepticism throughout the audit. We also:

- Identify and assess the risks of material misstatement of the Consolidated financial statements, whether due to fraud or error, design and perform audit procedures responsive to those risks, and obtain audit evidence that is sufficient and appropriate to provide a basis for our opinion. The risk of not detecting a material misstatement resulting from fraud is higher than for one resulting from error, as fraud may involve collusion, forgery, intentional omissions, misrepresentations, or the override of internal control.
- Obtain an understanding of internal control relevant to the audit in order to design audit procedures that are appropriate in the circumstances. Under Section 143(3) (i) of the Act, we are also responsible for expressing our opinion on whether the company has adequate internal financial controls with reference to financial statements in place and the operating effectiveness of such controls.
- Evaluate the appropriateness of accounting policies used and the reasonableness of accounting estimates and related disclosures made by management.
- Conclude on the appropriateness of management's use of the going concern basis of accounting and, based on the audit evidence obtained, whether a material uncertainty exists related to events or conditions that may cast significant doubt on the Group ability to continue as a going concern. If we conclude that a material uncertainty exists, we are required to draw attention in our auditor's report to the related disclosures in the Consolidated financial statements or, if such disclosures are inadequate, to modify our opinion. Our conclusions are based on the audit evidence obtained up to the date of our auditor's report. However, future events or conditions may cause the Group to cease to continue as a going concern.
- Evaluate the overall presentation, structure and content of the Consolidated financial statements, including the disclosures, and whether the Consolidated financial statements represent the underlying transactions and events in a manner that achieves fair presentation.

9. Materiality is the magnitude of misstatements in the consolidated financial statements that, individually or in aggregate, makes it probable that the economic decisions of a reasonably knowledgeable user of the consolidated financial statements may be influenced. We consider quantitative materiality and qualitative factors (i) planning the scope of our audit work





and in evaluating the results of our work; and (ii) to evaluate the effect of any identified misstatements in the consolidated financial statements.

10. We communicate with those charged with governance regarding, among other matters, the planned scope and timing of the audit and significant audit findings, including any significant deficiencies in internal control that we identify during our audit. We also provide those charged with governance with a statement that we have complied with relevant ethical requirements regarding independence, and to communicate with them all relationships and other matters that may reasonably be thought to bear on our independence, and where applicable, related safeguards.

Other Matters

11. The figures for the quarter ended March 31, 2022 as reported in the Statement are the balancing figures between audited figures in respect of the full financial year and the published year to date figures upto the end of the third quarter of the current financial year. Also, the figures up to the end of the third quarter had only been reviewed and not subjected to audit.
12. The annual consolidated financial results dealt with by this report have been prepared for the express purpose of filing with stock exchanges. These results are based on and should be read with the audited Consolidated financial statements of the Company for the year ended March 31, 2022 on which we issued an unmodified audit opinion vide our report dated May 20, 2022.

For Priti Jhavar & Co.
Chartered Accountants
FRN: 328818E

Priti Jhavar



(Priti Jhavar)
Proprietrix
(Membership No. 303053)
UDIN: 22303053AJHNJS2373

Place: Bangalore
Date: 20.05.2022