



PARAS DEFENCE & SPACE TECHNOLOGIES LIMITED

Corporate & Registered Office :

D-112, TTC Indl. Area, Nerul, Navi Mumbai - 400706, India | Tel : +91-22-6919 9999 | Fax : +91-22-6919 9990
CIN # U29253MH2009PLC193352 | E-mail : business@parasdefence.com | Web : www.parasdefence.com

November 12, 2021

BSE Limited

Phiroze Jeejeebhoy Towers,
Dalal Street,
Fort, Mumbai - 400 001

Scrip Code: 543367

National Stock Exchange of India Limited

Exchange Plaza, Plot C/1, G Block,
Bandra - Kurla Complex,
Bandra - (East), Mumbai - 400 051

Trading Symbol: PARAS

Dear Sir's,

Sub: Outcome of Board Meeting of the Company held on November 12, 2021

Pursuant to Regulation 30 and 33 of the Securities and Exchange Board of India (Listing Obligations and Disclosure Requirements) Regulations, 2015 (Listing Regulations), we would like to inform that the Board of Directors at their meeting held today (i.e. November 12, 2021) have approved and adopted the following *inter alia*:

- (i) The Unaudited Financial Results (Consolidated and Standalone) consisting of Balance Sheet, Statement of Profit & Loss, assets and liabilities and Cashflow together with the Notes for the quarter and half-year ended September 30, 2021, duly reviewed and recommended by the Audit Committee and approved by the Board of Directors of the Company, at their respective meetings held today (Friday, November 12, 2021). The financial results are enclosed herewith.
- (ii) Investment in the securities of M/s. Paras Aerospace Private Limited (Subsidiary of the Company) offered on Rights Issue basis as per the Letter of Offer placed before the meeting.

The meeting of the Board of Directors concluded at 04:00p.m.

Kindly take the same on your record. You are requested to disseminate the above information on your respective websites.

Thanking You.

For Paras Defence and Space Technologies Limited


Ajit K. Sharma
Company Secretary and Compliance Officer



Encl: as stated

Independent Auditor's Review Report on Unaudited Standalone Financial Results of the Company Pursuant to the Regulations 33 of the SEBI (Listing Obligations and Disclosure Requirements) Regulations, 2015

To,
The Board of Directors
Paras Defence and Space Technologies Limited

1. We have reviewed the accompanying statement of Unaudited Standalone Financial Results of **Paras Defence and Space Technologies Limited** ("the Company") for the quarter ended September 30, 2021 and for the period from April 01, 2021 to September 30, 2021, ("the statement"), attached herewith, being submitted by the Company pursuant to the requirement of Regulation 33 of the SEBI (Listing Obligations and Disclosure Requirements) Regulations, 2015 ("the Regulation"), as amended.
2. This statement is the responsibility of the Company's Management and approved by the Board of Directors, has been prepared in accordance with the recognition and measurement principles laid down in Indian Accounting Standard 34, Interim Financial Reporting (Ind AS 34) as prescribed under section 133 of the Companies Act, 2013 read with relevant rules issued thereunder and other accounting principles generally accepted in India. Our responsibility is to issue a report on the statement based on our review.
3. We conducted our review of the statement in accordance with the Standard on Review Engagement (SRE) 2410, 'Review of Interim Financial Information Performed by the Independent Auditor of the Entity' issued by the Institute of Chartered Accountants of India. This standard requires that we plan and perform the review to obtain moderate assurance as to whether the Statement is free of material misstatement. A review is limited primarily to inquiries of Company personnel and analytical procedures, applied to financial data and thus provides less assurance than an audit. We have not performed an audit and accordingly, we do not express an audit opinion.
4. **Emphasis of Matter**

We draw your attention to the Note no. 3 to the Statement, which describes the uncertainties and impact of COVID-19 pandemic on the operations of the Company.

Our conclusion is not modified in respect of this matter.




5. Based on our review conducted as stated above, nothing has come to our attention that causes us to believe that the statement, prepared in accordance with the recognition and measurement principles laid down in the applicable Indian Accounting Standards prescribed under section 133 of the Companies Act, 2013 read with relevant rules issued thereunder and other accounting practices and policies generally accepted in India, has not disclosed the information required to be disclosed in terms of Regulation 33 of the SEBI (Listing Obligations and Disclosure Requirements) Regulations, 2015, as amended, including the manner in which it is to be disclosed, or that it contains any material misstatement.

6. Other Matter

The Statement includes the figures for the quarter ended June 30, 2021 and for the quarter ended September 30, 2020 based on the information compiled by the management and were not subjected to review or audit by us. The figures for the quarter ended September 30, 2021 are the balancing figures between figures for the period from April 01, 2021 to September 30, 2021 and figures for the quarter ended June 30, 2021.

For **CHATURVEDI & SHAH LLP**
Chartered Accountants
Firm Reg. No. 101720W / W100355



R. KORLA
Partner
Membership No. 35629
UDIN No.: 21035629AAAAES2240



Place: Mumbai
Date: November 12, 2021

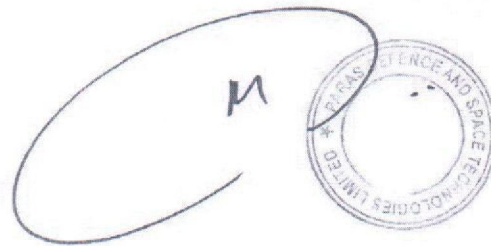


PARAS DEFENCE & SPACE TECHNOLOGIES LIMITED

Corporate & Registered Office :

D-112, TTC Indl. Area, Nerul, Navi Mumbai - 400706, India | Tel : +91-22-6919 9999 | Fax : +91-22-6919 9990
CIN # U29253MH2009PLC193352 | E-mail : business@parasdefence.com | Web : www.parasdefence.com

PARAS DEFENCE AND SPACE TECHNOLOGIES LIMITED							(Rs. in Lakhs, except per equity share data)
STATEMENT OF UNAUDITED STANDALONE FINANCIAL RESULTS FOR THE QUARTER AND HALF YEAR ENDED 30TH SEPTEMBER, 2021							
PARTICULARS	QUARTER ENDED			HALF YEAR ENDED		YEAR ENDED	
	30.09.2021	30.06.2021	30.09.2020	30.09.2021	30.09.2020	31.03.2021	
	UNAUDITED	UNAUDITED	UNAUDITED	UNAUDITED	AUDITED	AUDITED	
1. Income							
a) Revenue from Operations							
b) Other Income	5,213	2,381	2,966	7,594	3,513	13,280	
Total Income	17	38	50	55	58	133	
2. Expenses	5,230	2,419	3,016	7,649	3,571	13,413	
a) Cost of Materials Consumed							
b) Purchase of Stock-in-Trade	1,559	1,630	2,647	3,189	3,159	5,987	
c) Changes in Inventories of Finished Goods, Work-in-Progress and Stock-in-Trade	270	48	-	318	-	412	
d) Employee Benefits Expense	657	(875)	(1,603)	(218)	(1,865)	(779)	
e) Finance Costs	366	322	287	688	505	1,158	
f) Depreciation and Amortisation Expense	221	235	399	456	517	1,241	
g) Other Expenses	248	261	240	509	480	964	
Total Expenses	794	648	628	1,442	845	2,244	
3. Profit/(Loss) Before Exceptional Items and Tax (1-2)	4,115	2,269	2,598	6,384	3,641	11,227	
4. Exceptional Items	1,115	150	418	1,265	(70)	2,186	
5. Profit/(Loss) Before Tax (3-4)	-	-	-	-	-	-	
6. Tax Expenses	1,115	150	418	1,265	(70)	2,186	
Current tax							
Deferred Tax	331	56	64	387	64	724	
7. Profit/(Loss) for the period / year (5-6)	(64)	(4)	(68)	(68)	(78)	(46)	
8. Other Comprehensive Income (OCI)	848	98	422	946	(56)	1,508	
(I) Item that will not be reclassified to profit or loss							
Remeasurement : Losses / (Gains) on Defined Benefit Plans	(11)	(10)	(15)	(21)	(31)	(42)	
Tax Effect on above	3	2	4	5	8	11	
(II) Item that will be reclassified to profit or loss	-	-	-	-	-	-	
Total Other Comprehensive Income (Net of Tax)	(8)	(8)	(11)	(16)	(23)	(31)	
9. Total Comprehensive Income for the period / year (7-8)	856	106	433	962	(33)	1,539	
10. Paid-up Equity Share Capital (Face Value per share : Rs. 10/- each)	3,900	3,025	2,841	3,900	2,841	2,985	
11. Other Equity excluding Revaluation Reserve						13,469	
12. Earnings Per Share (of Rs. 10/- each)							
a) Basic (Not Annualised) *	2.73	0.32	1.48	3.09	(0.20)	5.30	
b) Diluted (Not Annualised) *	2.73	0.32	1.48	3.09	(0.20)	5.30	





PARAS DEFENCE & SPACE TECHNOLOGIES LIMITED

Corporate & Registered Office :


D-112, TTC Indl. Area, Nerul, Navi Mumbai - 400706, India | Tel : +91-22-6919 9999 | Fax : +91-22-6919 9990
CIN # U29253MH2009PLC193352 | E-mail : business@parasdefence.com | Web : www.parasdefence.com

Notes :

- 1 The above Unaudited Standalone Financial Results for the quarter and half year ended September 30, 2021 ("Financial Results") of the Company have been reviewed by the Audit Committee and approved by the Board of Directors at their meeting held on November 12, 2021. The statutory Auditors of the Company have carried out a limited review of the above Financial Results.
- 2(a) During the period, on April 26, 2021 the Company has allotted 4,00,000 equity shares of Rs. 10 each at a premium of Rs. 115 per share and on July 29, 2021 allotted 7,12,598 equity shares of Rs. 10 each at a premium of Rs. 150 per share aggregating to Rs. 1,640 Lakhs on preferential basis. The above proceeds from the preferential issue of equity shares has been fully utilised towards the redemption of 4,39,000, 0.01% Optionally Convertible Preference Shares of Rs. 100 each (OCPS) at a premium of Rs. 14.10 per share on April 26, 2021 and 958,000, OCPS at a premium of Rs. 19.25 per share on July 29, 2021.
- (b) The Company has completed its Initial Public Offering (IPO) of 97,58,776 equity shares of face value of Rs.10 each for cash at an issue price of Rs. 175 per equity share aggregating to Rs. 17,078 Lakhs, consisting of Fresh Issue of 80,34,286 equity shares amounting to Rs. 14,060 Lakhs and an offer for sale of 17,24,490 equity shares amounting to Rs. 3,018 Lakhs by the Selling Shareholders. The Company has incurred Rs. 1,956 Lakhs as IPO related expenses which are proportionately allocated between the Company and Selling Shareholders as per respective offer size. The Company's share of these expenses amounting to Rs. 1394 Lakhs (net of deferred tax) has been adjusted against Securities Premium. Subsequent to quarter end on October 1, 2021, the equity shares of the Company have been listed on the BSE Limited and National Stock Exchange of India Limited. Accordingly, the above Financial Results is drawn up for the first time in accordance with Regulation 33 of the SEBI (Listing Obligation and Disclosure Requirement) Regulations, 2015 ("the Listing Regulations"). As at September 30, 2021, the whole IPO proceeds were lying in the Escrow account.
- (c) The allotment of the equity shares as mention in para (a) above and Fresh Issue of equity shares as mention in para (b) above have resulted into increase in the paid-up equity share capital from Rs. 2,985 Lakhs to Rs. 3,900 Lakhs and Securities Premium from Rs. 4,315 Lakhs to Rs. 17,707 Lakhs (Net of Issue expenses).
- 3 Due to COVID-19 Pandemic the Company's operations and revenue during the period were impacted. The "second wave" has significantly increased the number of cases in India and has led to delay of operations and hold on certain work order due to local restrictions in areas with a significant number of COVID-19 cases. This unprecedented disruption continues to impact the business and financial results. In spite of the continuous prevalence of COVID 19 pandemic, the Company is able to achieve satisfactory business operation and believes that the Pandemic is not likely to impact the carrying value of its assets. The Company will continue to closely monitor any material changes arising out of future economic conditions and impact on its business including recoverability of inventories, trade receivables and investments. As the situation is continuously evolving, the eventual impact may be different from the estimates made as of date of approval of these Financial Results.
- 4 The Financial Results includes the figures for the quarter ended June 30, 2021 and for the quarter ended September 30, 2020 based on the information compiled by the management, which have not been subjected to review or audit by statutory auditors. The figures for the quarter ended September 30, 2021 are the balancing figures between figures for the half year ended September 30, 2021 and figures for the quarter ended June 30, 2021 .
- 5 The figures for the corresponding previous periods /year have been regrouped/rearranged wherever necessary, to make them comparable.

For Paras Defence and Space Technologies Limited




MUNJAL SHAH
Managing Director
DIN : 01080863



PARAS DEFENCE & SPACE TECHNOLOGIES LIMITED

Corporate & Registered Office :

D-112, TTC Indl. Area, Nerul, Navi Mumbai - 400706, India | Tel : +91-22-6919 9999 | Fax : +91-22-6919 9990
 CIN # U29253MH2009PLC193352 | E-mail : business@parasdefence.com | Web : www.parasdefence.com

UNAUDITED STANDALONE SEGMENT INFORMATION FOR THE QUARTER AND HALF YEAR ENDED 30TH SEPTEMBER, 2021

A. Segment information as per Indian Accounting Standard - 108 - "Operating Segments" :


The chief operating decision maker (CODM) has identified following reportable segments of its business.

- Heavy Engineering
- Defence & Space Optics
- Defence Electronics

Segment wise Revenue, Results, Assets & Liabilities

(Rs. in Lakhs)

PARTICULARS	QUARTER ENDED			HALF YEAR ENDED		YEAR ENDED
	30.09.2021	30.06.2021	30.09.2020	30.09.2021	30.09.2020	31.03.2021
	UNAUDITED	UNAUDITED	UNAUDITED	UNAUDITED	AUDITED	AUDITED
1. Segment Revenue						
a. Heavy Engineering	2,245	247	651	2,492	933	3,778
b. Defence & Space Optics	1,865	1,664	1,719	3,529	1,964	6,478
c. Defence Electronics	1,103	470	596	1,573	616	3,024
Revenue from Operations	5,213	2,381	2,966	7,594	3,513	13,280
2. Segment Results						
a. Heavy Engineering	538	(175)	197	363	116	565
b. Defence & Space Optics	1,130	942	947	2,072	1,024	3,895
c. Defence Electronics	111	62	203	173	73	374
Total	1,779	829	1,347	2,608	1,213	4,834
Less : i) Finance Cost	(221)	(235)	(399)	(456)	(517)	(1,241)
ii) Other Un-allocable Expenditure	(460)	(482)	(580)	(942)	(824)	(1,540)
Add : Unallocated Income	17	38	50	55	58	133
Profit/(Loss) Before Exceptional Items and Tax	1,115	150	418	1,265	(70)	2,186
Less : Exceptional Items	-	-	-	-	-	-
Profit/(Loss) Before Tax	1,115	150	418	1,265	(70)	2,186
3. Segment Assets						
a. Heavy Engineering	12,260	11,246	10,996	12,260	10,996	11,811
b. Defence & Space Optics	18,292	17,119	15,433	18,292	15,433	16,631
c. Defence Electronics	4,872	4,413	4,148	4,872	4,148	3,729
d. Unallocable	20,582	3,765	4,448	20,582	4,448	3,984
Total Segment Assets	56,006	36,543	35,025	56,006	35,025	36,155
4. Segment Liabilities						
a. Heavy Engineering	351	504	199	351	199	249
b. Defence & Space Optics	542	790	616	542	616	718
c. Defence Electronics	905	647	525	905	525	565
d. Unallocable	18,303	13,359	16,418	18,303	16,418	13,986
Total Segment Liabilities	20,101	15,300	17,758	20,101	17,758	15,518





PARAS DEFENCE & SPACE TECHNOLOGIES LIMITED

Corporate & Registered Office :

D-112, TTC Indl. Area, Nerul, Navi Mumbai - 400706, India | Tel : +91-22-6919 9999 | Fax : +91-22-6919 9990
CIN # U29253MH2009PLC193352 | E-mail : business@parasdefence.com | Web : www.parasdefence.com

UNAUDITED STANDALONE BALANCE SHEET AS AT 30TH SEPTEMBER, 2021

(Rs. in Lakhs)

PARTICULARS	AS AT	AS AT
	30.09.2021	31.03.2021
	UNAUDITED	AUDITED
A ASSETS		
1. Non-Current Assets		
(a) Property, Plant and Equipment	15,342	15,501
(b) Capital Work in Progress	15	51
(c) Intangible Assets	122	150
(d) Financial Assets		
(i) Investments	303	115
(ii) Other Financial Assets	118	186
(e) Other Non Current Assets	14	52
Total Non Current Assets	15,914	16,055
2. Current Assets		
(a) Inventories	7,491	7,437
(b) Financial Assets		
(i) Trade Receivables	12,779	9,497
(ii) Cash and Cash Equivalents	14,072	402
(iii) Bank Balances other than (ii) above	3,144	359
(iv) Loans	9	5
(v) Other Financial Assets	534	67
(c) Other Current Assets	1,912	1,921
Total Current Assets	39,941	19,688
Assets held for Sale	151	412
TOTAL ASSETS	56,006	36,155
B EQUITY AND LIABILITIES		
1. EQUITY		
(a) Equity Share Capital	3,900	2,985
(b) Other Equity	32,005	17,652
Total Equity	35,905	20,637
2. LIABILITIES		
Non Current Liabilities		
(a) Financial Liabilities		
Borrowings	1,376	2,553
(b) Provisions	109	119
(c) Deferred Tax Liabilities (Net)	2,091	2,314
Total Non Current Liabilities	3,576	4,986
3. Current Liabilities		
(a) Financial Liabilities		
(i) Borrowings	8,862	7,993
(ii) Trade Payables		
Total Outstanding due of Micro Enterprises and Small Enterprises	138	93
Total outstanding due of Creditors other than Micro Enterprises and Small Enterprises	1,691	1,439
(iii) Other Financial Liabilities	4,609	261
(b) Other Current Liabilities	215	60
(c) Provisions	15	15
(d) Current Tax Liabilities (Net)	995	671
Total Current Liabilities	16,525	10,532
TOTAL EQUITY AND LIABILITIES	56,006	36,155





PARAS DEFENCE & SPACE TECHNOLOGIES LIMITED

Corporate & Registered Office :

D-112, TTC Indl. Area, Nerul, Navi Mumbai - 400706, India | Tel : +91-22-6919 9999 | Fax : +91-22-6919 9990
CIN # U29253MH2009PLC193352 | E-mail : business@parasdefence.com | Web : www.parasdefence.com

UNAUDITED STANDALONE STATEMENT OF CASH FLOWS FOR THE HALF YEAR ENDED 30TH SEPTEMBER, 2021 (Rs. in Lakhs)

PARTICULARS	Half Year ended 30th September, 2021	Half Year ended 30th September, 2020
A. CASH FLOW FROM OPERATING ACTIVITIES		
Profit/(Loss) before Tax as per the Statement of Profit and Loss	1265	(70)
ADJUSTED FOR		
Depreciation and Amortisation Expense	509	480
Interest Income	(11)	(13)
Finance Costs	456	517
Loss on discard of Property, Plant and Equipment	-	1
Initial Public Offering Related Expenses	-	5
Bad Debts / Advances written off (Net)	13	-
Provision for Expected Credit Loss	157	181
Provision for Doubtful Advance written back	-	(41)
Unrealised Foreign Exchange differences	2	4
Lease Liability Reversal	-	(0)
OPERATING PROFIT BEFORE WORKING CAPITAL CHANGES	2391	1065
ADJUSTED FOR		
Trade and Other Receivables	(3884)	1760
Inventories	(54)	(2132)
Trade and Other Payables	494	(1855)
CASH USED IN OPERATIONS	(1053)	(1162)
Direct Taxes (Paid) / Refund	(114)	(602)
NET CASH USED IN OPERATING ACTIVITIES	(1167)	(1764)
B. CASH FLOW FROM INVESTING ACTIVITIES		
Purchase of Property, Plant and Equipment and Capital Work-in-Progress	(205)	(81)
Sale of Asset held for Sale	261	-
Purchase of Investment	(188)	-
Sale of Property, Plant and Equipment	-	1
Loans to Subsidiary Companies (Net)	-	6
Interest Income	25	4
NET CASH USED IN INVESTING ACTIVITIES	(107)	(70)
C. CASH FLOW FROM FINANCING ACTIVITIES		
Proceed from Issue of Fresh Equity Shares	15700	1
Proceed from 0.01% Optionally Convertible Preference Shares	-	2999
Redemption of 0.01% Optionally Convertible Preference Shares	(1574)	-
Repayment of Non Current Borrowings	(783)	(94)
Current Borrowings (Net)	2047	283
Initial Public Offering Expense	(136)	(5)
Lease Liabilities	-	(3)
Finance Costs	(403)	(394)
Margin Money (Net)	93	(19)
NET CASH GENERATED FROM FINANCING ACTIVITIES	14944	2768
NET INCREASE IN CASH AND CASH EQUIVALENTS	13670	934
CASH AND CASH EQUIVALENTS (OPENING BALANCE)	402	120
Effect of Exchange rate on Cash and Cash Equivalents	(0)	(0)
CASH AND CASH EQUIVALENTS (CLOSING BALANCE)	14072	1054



Independent Auditor's Review Report on Unaudited Consolidated Financial Results of the Company Pursuant to the Regulation 33 of the SEBI (Listing Obligations and Disclosure Requirements) Regulations, 2015

To,
**The Board of Directors of
Paras Defence and Space Technologies Limited**

1. We have reviewed the accompanying statement of unaudited consolidated financial results of **Paras Defence and Space Technologies Limited** ("the Holding Company") and its subsidiaries (the holding Company and its subsidiaries together refer to as "the Group") for the quarter ended September 30, 2021 and for the period from April 01, 2021 to September 30, 2021 ("the statement"), attached herewith, being submitted by the Holding Company pursuant to the requirement of Regulation 33 of the SEBI (Listing Obligation and Disclosure Requirements) Regulation, 2015 ("the Listing Regulation"), as amended.
2. This statement, which is the responsibility of the Holding Company's management and approved by the Holding Company's Board of Directors, has been prepared in accordance with the recognition and measurement principles laid down in Indian Accounting Standard 34, Interim Financial Reporting (Ind AS 34) as prescribed under Section 133 of the Companies Act, 2013 read with relevant rules issued thereunder and other accounting principles generally accepted in India. Our responsibility is to express a conclusion on the statement based on our review.
3. We conducted our review of the statement in accordance with the Standard on Review Engagement (SRE) 2410, "Review of Interim Financial Information Performed by the Independent Auditor of the Entity" issued by the Institute of Chartered Accountants of India. A review of interim financial information consists of making enquiries, primarily of persons responsible for financial and accounting matters, and applying analytical and other review procedures. A review is substantially less in scope than an audit conducted in accordance with Standards on Auditing and consequently does not enable us to obtain assurance that we would become aware of all significant matters that might be identified in an audit. Accordingly, we do not express an audit opinion.

We also performed procedures in accordance with the circular no. CIR/CFD/CMD1/44/2019 issued by the Securities and Exchange Board of India under Regulation 33 (8) of the Listing Regulations, as amended, to the extent applicable



4. The statement includes the results of the entities as below:

List of subsidiaries:

1. Paras Aerospace Private Limited (Formerly known as Paras Aerospace Solutions Private Limited)
2. Paras Anti Drone Technologies Private Limited (Formerly known as Paras Strategic Technologies Private Limited)
3. Paras Green Optics Private Limited
4. OPEL Technologies PTE Ltd (Formerly known as Paras Space Technologies PTE Ltd) (incorporated and place of business at Singapore)

5. **Emphasis of Matter**

We draw your attention to the Note no. 3 to the Statement, which describes the uncertainties and impact of COVID-19 pandemic on the operations of the Group. Our conclusion is not modified in respect of this matter.

6. Based on our review conducted as above and procedures performed as stated in paragraph 3 above and based on the consideration of the review report of the other auditors referred to in paragraph 7 below, nothing has come to our attention that causes us to believe that the accompanying statement of unaudited consolidated financial results, prepared in accordance with the recognition and measurement principles laid down in the aforesaid Indian Accounting Standard and other accounting principles generally accepted in India, has not disclosed the information required to be disclosed in terms of Regulation 33 of the Listing Regulations, as amended, including the manner in which it is to be disclosed, or that it contains any material misstatement.
7. We did not review the interim financial information of a subsidiary, incorporated at Singapore, included in the unaudited consolidated financial results, whose interim financial information reflect total assets of Rs. 808 Lakhs as at September 30, 2021 and total revenue of Rs. 535 Lakhs and Rs. 740 Lakhs, total net profit after tax Rs. 10 Lakhs and Rs. 16 Lakhs and total comprehensive income of Rs. 10 Lakhs and Rs. 16 Lakhs for the quarter ended September 30, 2021 and for the period from April 01, 2021 to September 30, 2021 respectively, and cash inflow (net) of Rs. 20 Lakhs for the period from April 1, 2021 to September 30, 2021, as considered in the unaudited consolidated financial results. These interim financial information have been reviewed by other auditors, whose reports have been furnished to us by the Management and our conclusion on the statement, in so far as it relates to the amount and disclosures included in respect of this subsidiary is based solely on the report of the other auditors and procedures performed by us as stated in paragraph 3 above.

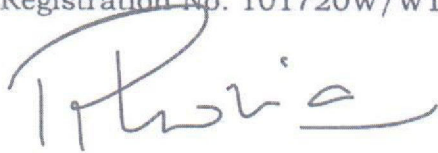


Our conclusion on the statement is not modified in respect of the above matters with respect to our reliance on the work done and the report of other auditors.

8. Other Matter

The Statement includes the figures for the quarter ended June 30, 2021 and for the quarter ended September 30, 2020 based on the information compiled by the management and was not subjected to review or audit by us. The figures for the quarter ended September 30, 2021 are the balancing figures between figures for the period from April 01, 2021 to September 30, 2021 and figures for the quarter ended June 30, 2021.

For CHATURVEDI & SHAH LLP
Chartered Accountants
Registration No. 101720W/W100355



R. KORLA
Partner
Membership No. 35629
UDIN No.: 21035629AAAAET6981



Place: Mumbai
Date: November 12, 2021



PARAS DEFENCE & SPACE TECHNOLOGIES LIMITED

Corporate & Registered Office :

D-112, TTC Indl. Area, Nerul, Navi Mumbai - 400706, India | Tel : +91-22-6919 9999 | Fax : +91-22-6919 9990

CIN # U29253MH2009PLC193352 | E-mail : business@parasdefence.com | Web : www.parasdefence.com

(Rs. in Lakhs, except per equity share data)						
PARAS DEFENCE AND SPACE TECHNOLOGIES LIMITED						
STATEMENT OF UNAUDITED CONSOLIDATED FINANCIAL RESULTS FOR THE QUARTER AND HALF YEAR ENDED 30TH SEPTEMBER, 2021						
PARTICULARS	QUARTER ENDED			HALF YEAR ENDED		YEAR ENDED
	30.09.2021	30.06.2021	30.09.2020	30.09.2021	30.09.2020	31.03.2021
	UNAUDITED	UNAUDITED	UNAUDITED	UNAUDITED	AUDITED	AUDITED
1. Income						
a) Revenue from Operations	5,048	2,440	3,176	7,488	3,738	14,333
b) Other Income	16	37	50	53	56	128
Total Income	5,064	2,477	3,226	7,541	3,794	14,461
2. Expenses						
a) Cost of Materials Consumed	1,559	1,630	2,646	3,189	3,159	5,987
b) Purchase of Stock-in-Trade	275	60	140	335	156	1,349
c) Changes in Inventories of Finished Goods, Work-in-Progress and Stock-in-Trade	495	(841)	(1,590)	(346)	(1,856)	(804)
d) Employee Benefits Expense	375	331	289	706	510	1,174
e) Finance Costs	221	235	399	456	517	1,241
f) Depreciation and Amortisation Expense	250	262	241	512	481	965
g) Other Expenses	814	653	635	1,467	853	2,288
Total Expenses	3,989	2,330	2,760	6,319	3,820	12,200
3. Profit/(Loss) Before Exceptional Items and Tax (1-2)	1,075	147	466	1,222	(26)	2,261
4. Exceptional Items	-	-	-	-	-	-
5. Profit/(Loss) before Tax (3-4)	1,075	147	466	1,222	(26)	2,261
6. Tax Expenses						
Current tax	332	56	66	388	66	729
Deferred Tax	(64)	(4)	(68)	(68)	(78)	(46)
7. Profit/(Loss) for the period / year (5-6)	807	95	468	902	(14)	1,578
8. Other Comprehensive Income (OCI)						
(I) Item that will not be reclassified to profit or loss						
Remeasurement Losses / (Gains) on Defined Benefit Plans	(11)	(10)	(15)	(21)	(31)	(42)
Tax Effect on above	3	2	4	5	8	11
(II) Item that will be reclassified to profit or loss	0	1	0	1	0	0
Total Other Comprehensive Income (Net of Tax)	(8)	(7)	(11)	(15)	(23)	(31)
9. Total Comprehensive Income for the period / year (7-8)	815	102	479	917	9	1,609
10. Net Profit attributable to						
(a) Owners of the Company	806	101	468	907	(14)	1,572
(b) Non-Controlling Interest	1	(6)	-	(5)	-	6
11. Other Compr.hensive Income attributable to						
(a) Owners of the Company	(8)	(7)	(11)	(15)	(23)	(31)
(b) Non-Controlling Interest	-	-	-	-	-	-
12. Total Comprehensive Income attributable to						
(a) Owners of the Company	814	108	479	922	9	1,603
(b) Non-Controlling Interest	1	(6)	-	(5)	-	6
13. Paid-up Equity Share Capital (Face Value per share : Rs. 10/- each)	3,900	3,025	2,841	3,900	2,841	2,985
14. Other Equity excluding Revaluation Reserve						13,495
15. Earnings Per Share (of Rs. 10/- each)						
a) Basic (Not Annualised) *	2.60	0.32	1.56	2.95	(0.05)	5.55
b) Diluted (Not Annualised) *	2.60	0.32	1.56	2.95	(0.05)	5.55





PARAS DEFENCE & SPACE TECHNOLOGIES LIMITED

Corporate & Registered Office :

D-112, TTC Indl. Area, Nerul, Navi Mumbai - 400706, India | Tel : +91-22-6919 9999 | Fax : +91-22-6919 9990
CIN # U29253MH2009PLC193352 | E-mail : business@parasdefence.com | Web : www.parasdefence.com

Notes :

- 1 The above Unaudited Consolidated Financial Results for the quarter and half year ended September 30, 2021 ("Financial Results") of the Company have been reviewed by the Audit Committee and approved by the Board of Directors at their meeting held on November 12, 2021. The statutory Auditors of the Company have carried out a limited review of the above Financial Results.
- 2(a) During the period, on April 26, 2021 the Company has allotted 4,00,000 equity shares of Rs. 10 each at a premium of Rs. 115 per share and on July 29, 2021 allotted 7,12,598 equity shares of Rs. 10 each at a premium of Rs. 150 per share aggregating to Rs. 1,640 Lakhs on preferential basis. The above proceeds from the preferential issue of equity shares has been fully utilised towards the redemption of 4,39,000, 0.01% Optionally Convertible Preference Shares of Rs. 100 each (OCPS) at a premium of Rs. 14.10 per share on April 26, 2021 and 958,000, OCPS at a premium of Rs. 19.25 per share on July 29, 2021.
- (b) The Company has completed its Initial Public Offering (IPO) of 97,58,776 equity shares of face value of Rs.10 each for cash at an issue price of Rs. 175 per equity share aggregating to Rs. 17,078 Lakhs, consisting of Fresh Issue of 80,34,286 equity shares amounting to Rs. 14,060 Lakhs and an offer for sale of 17,24,490 equity shares amounting to Rs. 3,018 Lakhs by the Selling Shareholders. The Company has incurred Rs. 1,956 Lakhs as IPO related expenses which are proportionately allocated between the Company and Selling Shareholders as per respective offer size. The Company's share of these expenses amounting to Rs. 1394 Lakhs (net of deferred tax) has been adjusted against Securities Premium. Subsequent to quarter end on October 1, 2021, the equity shares of the Company have been listed on the BSE Limited and National Stock Exchange of India Limited. Accordingly, the above Financial Results is drawn up for the first time in accordance with Regulation 33 of the SEBI (Listing Obligation and Disclosure Requirement) Regulations, 2015 ("the Listing Regulations"). As at September 30, 2021, the whole IPO proceeds were laying in the Escrow account.
- (c) The allotment of the equity shares as mention in para (a) above and Fresh Issue of equity shares as mention in para (b) above have resulted into increase in the paid-up equity share capital from Rs. 2,985 Lakhs to Rs. 3,900 Lakhs and Securities Premium from Rs. 4,315 Lakhs to Rs. 17,707 Lakhs (Net of Issue expenses).
- 3 Due to COVID-19 Pandemic the Company's operations and revenue during the period were impacted. The "second wave" has significantly increased the number of cases in India and has led to delay of operations and hold on certain work order due to local restrictions in areas with a significant number of COVID-19 cases. This unprecedented disruption continues to impact the business and financial results. In spite of the continuous prevalence of COVID 19 pandemic, the Company is able to achieve satisfactory business operation and believes that the Pandemic is not likely to impact the carrying value of its assets. The Company will continue to closely monitor any material changes arising out of future economic conditions and impact on its business including recoverability of inventories, trade receivables and investments. As the situation is continuously evolving, the eventual impact may be different from the estimates made as of date of approval of these Financial Results.
- 4 The Financial Results includes the figures for the quarter ended June 30, 2021 and for the quarter ended September 30, 2020 based on the information compiled by the management, which have not been subjected to review or audit by statutory auditors. The figures for the quarter ended September 30, 2021 are the balancing figures between figures for the half year ended September 30, 2021 and figures for the quarter ended June 30, 2021 .
- 5 The figures for the corresponding previous periods /year have been regrouped/rearranged wherever necessary, to make them comparable.

For Paras Defence and Space Technologies Limited



Munjal Shah
MUNJAL SHAH
Managing Director
DIN : 01080863



PARAS DEFENCE & SPACE TECHNOLOGIES LIMITED

Corporate & Registered Office :

D-112, TTC Indl. Area, Nerul, Navi Mumbai - 400706, India | Tel : +91-22-6919 9999 | Fax : +91-22-6919 9990
 CIN # U29253MH2009PLC193352 | E-mail : business@parasdefence.com | Web : www.parasdefence.com

UNAUDITED CONSOLIDATED SEGMENT INFORMATION FOR THE QUARTER AND HALF YEAR ENDED 30TH SEPTEMBER, 2021

A. Segment information as per Indian Accounting Standard - 108 - "Operating Segments" :

The chief operating decision maker (CODM) has identified following reportable segments of its business.

- Heavy Engineering
- Defence & Space Optics
- Defence Electronics

Segment wise Revenue, Results, Assets & Liabilities

(Rs. in Lakhs)

PARTICULARS	QUARTER ENDED			HALF YEAR ENDED		YEAR ENDED
	30.09.2021	30.06.2021	30.09.2020	30.09.2021	30.09.2020	31.03.2021
	UNAUDITED	UNAUDITED	UNAUDITED	UNAUDITED	AUDITED	AUDITED
1. Segment Revenue						
a. Heavy Engineering	2,245	247	651	2,492	933	3,778
b. Defence & Space Optics	1,865	1,664	1,734	3,529	1,979	6,493
c. Defence Electronics	938	529	791	1,467	826	4,062
Revenue from Operations	5,048	2,440	3,176	7,488	3,738	14,333
2. Segment Results						
a. Heavy Engineering	538	(175)	197	363	116	565
b. Defence & Space Optics	1,130	942	962	2,072	1,039	3,910
c. Defence Electronics	236	(90)	226	146	111	460
Total	1,904	677	1,385	2,581	1,266	4,935
Less : i) Finance Cost	(221)	(235)	(399)	(456)	(517)	(1,241)
ii) Other Un-allocable Expenditure	(624)	(332)	(570)	(956)	(831)	(1,561)
Add : Unallocated Income	16	37	50	53	56	128
Profit/(Loss) Before Exceptional Items and Tax	1,075	147	466	1,222	(26)	2,261
Less : Exceptional Items	-	-	-	-	-	-
Profit/(Loss) Before Tax	1,075	147	466	1,222	(26)	2,261
3. Segment Assets						
a. Heavy Engineering	12,260	11,246	10,996	12,260	10,996	11,811
b. Defence & Space Optics	18,292	17,119	15,451	18,292	15,451	16,631
c. Defence Electronics	4,965	4,654	4,346	4,965	4,346	3,758
d. Unallocable	20,623	3,659	4,461	20,623	4,461	4,075
Total Segment Assets	56,140	36,678	35,254	56,140	35,254	36,275
4. Segment Liabilities						
a. Heavy Engineering	351	504	199	351	199	249
b. Defence & Space Optics	542	790	616	542	616	718
c. Defence Electronics	924	872	635	924	635	565
d. Unallocable	18,431	13,238	16,533	18,431	16,533	14,073
Total Segment Liabilities	20,248	15,404	17,983	20,248	17,983	15,605





PARAS DEFENCE & SPACE TECHNOLOGIES LIMITED

Corporate & Registered Office :

D-112, TTC Indl. Area, Nerul, Navi Mumbai - 400706, India | Tel : +91-22-6919 9999 | Fax : +91-22-6919 9990
CIN # U29253MH2009PLC193352 | E-mail : business@parasdefence.com | Web : www.parasdefence.com

UNAUDITED CONSOLIDATED BALANCE SHEET AS AT 30TH SEPTEMBER, 2021 (Rs. in Lakhs)		
PARTICULARS	AS AT	AS AT
	30.09.2021	31.03.2021
	UNAUDITED	AUDITED
A ASSETS		
1. Non-Current Assets		
(a) Property, Plant and Equipment	15,366	15,513
(b) Capital Work in Progress	15	51
(c) Intangible Assets	122	150
(d) Financial Assets		
(i) Investments	301	113
(ii) Other Financial Assets	122	190
(e) Non Current Tax Assets	2	0
(f) Other Non Current Assets	14	52
Total Non Current Assets	15,942	16,069
2. Current Assets		
(a) Inventories	7,655	7,471
(b) Financial Assets		
(i) Trade Receivables	12,669	9,485
(ii) Cash and Cash Equivalents	14,100	468
(iii) Bank Balances other than (ii) above	3,148	363
(iv) Loans	9	5
(v) Other Financial Assets	533	67
(c) Other Current Assets	1,933	1,935
Total Current Assets	40,047	19,794
Assets held for Sale	151	412
TOTAL ASSETS	56,140	36,275
B EQUITY AND LIABILITIES		
1. EQUITY		
(a) Equity Share Capital	3,900	2,985
(b) Other Equity	31,991	17,678
Equity attributable to Owners	35,891	20,663
Non Controlling Interest	1	7
Total Equity	35,892	20,670
2. LIABILITIES		
Non Current Liabilities		
(a) Financial Liabilities		
(i) Borrowings	1,376	2,553
(ii) Lease Liabilities	2	6
(b) Provisions	109	119
(c) Deferred Tax Liabilities (Net)	2,092	2,314
Total Non Current Liabilities	3,579	4,992
3. Current Liabilities		
(a) Financial Liabilities		
(i) Borrowings	8,972	8,052
(ii) Lease Liabilities	7	6
(iii) Trade Payables		
Total Outstanding due of Micro Enterprises and Small Enterprises	138	93
Total outstanding due of Creditors other than Micro Enterprises and Small Enterprises	1,691	1,439
(iv) Other Financial Liabilities	4,629	271
(b) Other Current Liabilities	216	61
(c) Provisions	15	15
(d) Current Tax Liabilities (Net)	1,001	676
Total Current Liabilities	16,669	10,613
TOTAL EQUITY AND LIABILITIES	56,140	36,275





PARAS DEFENCE & SPACE TECHNOLOGIES LIMITED

Corporate & Registered Office :

D-112, TTC Indl. Area, Nerul, Navi Mumbai - 400706, India | Tel : +91-22-6919 9999 | Fax : +91-22-6919 9990
CIN # U29253MH2009PLC193352 | E-mail : business@parasdefence.com | Web : www.parasdefence.com

UNAUDITED CONSOLIDATED STATEMENT OF CASH FLOWS FOR THE HALF YEAR ENDED 30TH SEPTEMBER, 2021
(Rs. in Lakhs)

PARTICULARS	Half Year ended 30th September, 2021	Half Year ended 30th September, 2020
A. CASH FLOW FROM OPERATING ACTIVITIES		
Profit/(Loss) before Tax as per the Statement of Profit and Loss	1222	(26)
ADJUSTED FOR		
Depreciation and Amortisation Expense	512	481
Interest Income	(11)	(13)
Finance Costs	456	517
Loss on discard of Property, Plant and Equipment	-	1
Initial Public Offering Related Expenses	-	5
Bad Debts / Advances written off (Net)	13	0
Provision for Expected Credit Loss	157	181
Provision for Doubtful Advance written back	-	(41)
Unrealised Foreign Exchange differences	2	4
Lease Liability Reversal	-	0
OPERATING PROFIT BEFORE WORKING CAPITAL CHANGES	2351	1109
ADJUSTED FOR		
Trade and Other Receivables	(3792)	1579
Inventories	(184)	(2123)
Trade and Other Payables	502	(1776)
CASH USED IN OPERATIONS	(1123)	(1211)
Direct Taxes (Paid) / Refund	(114)	(602)
NET CASH USED IN OPERATING ACTIVITIES	(1237)	(1813)
B. CASH FLOW FROM INVESTING ACTIVITIES		
Purchase of Property, Plant and Equipment and Capital Work-in-Progress	(220)	(81)
Sale of Asset held for Sale	261	-
Purchase of Investment	(188)	-
Sale of Property, Plant and Equipment	-	1
Interest Income	26	4
NET CASH USED IN INVESTING ACTIVITIES	(121)	(76)
C. CASH FLOW FROM FINANCING ACTIVITIES		
Proceed from Issue of Fresh Equity Shares	15700	1
Proceed from 0.01% Optionally Convertible Preference Shares	-	2999
Redemption of 0.01% Optionally Convertible Preference Shares	(1574)	-
Repayment of Non Current Borrowings	(783)	(94)
Current Borrowings (Net)	2098	341
Initial Public Offering Expense	(136)	(5)
Lease Liabilities	(4)	(3)
Finance Costs	(404)	(394)
Margin Money (Net)	93	(19)
NET CASH GENERATED FROM FINANCING ACTIVITIES	14990	2826
NET INCREASE IN CASH AND CASH EQUIVALENTS	13632	937
CASH AND CASH EQUIVALENTS (OPENING BALANCE)	468	125
Effect of Exchange rate on Cash and Cash Equivalents	0	0
CASH AND CASH EQUIVALENTS (CLOSING BALANCE)	14100	1062

