



# POONA DAL & OIL INDUSTRIES LTD.

Corporate Office : 71/A, Hadapsar Industrial Estate, Hadapsar, Pune 411013  
Tel. :- 091-20-26816020, 26816024, CIN : L15313PN1993PLC070263

Dated 30<sup>th</sup> day of May,2022

To,

The General Manager

Listing Compliance,

Bombay Stock Exchange Ltd.

PhirozeJeejeebhoy Towers,

Dalal Street,

Mumbai – 400 001

**Ref: Submission of Audited Financial Results dated 28<sup>th</sup> May,2022**

**Dear Sir**

Pursuant to the regulation 30 read with regulation no. 33 of SEBI (Listing Obligations and Disclosure Requirements) Regulations, 2015, we are enclosing herewith the following

As in advertentatly we had not enclosed Cash flow Statement along with audited results for the year ended 31<sup>st</sup> March,2022 so we therefore attaching Cash Flow Statement for the year ended 31<sup>st</sup> March,2022 along with Audited Financial Results and Auditors Report.

Kindly take above on the record and acknowledge the receipt.

**FOR POONA DAL AND OIL INDUSTRIES LIMITED**

**PRADIP P. PARAKH**  
**MANAGING DIRECTOR**  
**(DIN: 00053321)**

**Enc: As Above**



# POONA DAL & OIL INDUSTRIES LTD.

Corporate Office : 71/A, Hadapsar Industrial Estate, Hadapsar, Pune 411013  
Tel. :- 091-20-26816020, 26816024, CIN : L15313PN1993PLC070263

Dated 28<sup>th</sup> day of May,2022

To,  
The General Manager  
Listing Compliance,  
Bombay Stock Exchange Ltd.  
Phiroze Jeejeebhoy Towers,  
Dalal Street,  
Mumbai – 400 001

**Sub: Outcome of the Board Meeting**

**Ref: Scrip code 519359**

**Dear Sir**

This is to inform you that the Board of Directors of the Company in its meeting held today, 28<sup>th</sup> May,2022 has considered and approved the standalone Audited Financial Results for the year ended on 31<sup>st</sup> March 2022

Pursuant to the regulation 30 read with regulation no. 33 of SEBI (Listing Obligations and Disclosure Requirements) Regulations, 2015, we are enclosing herewith the following

1. Audited Standalone Financial Results for the Quarter and Year ended on 31st March, 2022; The Results have been reviewed by the Audit Committee and based on its recommendation, the Board of Directors approved the results at their meeting held on 28<sup>th</sup> May,2022
2. Auditor's Report upon Standalone Financial Results obtained by the Company from its Statutory Auditors for the year ended 31st March, 2022.
3. A Declaration as required under clause 33(3)(d) of SEBI (Listing Obligations and Disclosure Requirements) regulation,2015.

Board Meeting Start Time: 3:30 PM

Board Meeting end Time: 7:20 PM



# POONA DAL & OIL INDUSTRIES LTD.

Corporate Office : 71/A, Hadapsar Industrial Estate, Hadapsar, Pune 411013

Tel. :- 091-20-26816020, 26816024, CIN : L15313PN1993PLC070263

Kindly take above on the record and acknowledge

FOR POONA DAL AND OIL INDUSTRIES LIMITED

*Pradip*

PRADIP P. PARAKH  
MANAGING DIRECTOR  
(DIN: 00053321)

Enc: As Above



**POONA DAL & OIL INDUSTRIES LTD.**

Corporate Office : 71/A, Hadapsar Industrial Estate, Hadapsar, Pune 411013

Tel. :- 091-20-26816020, 26816024, CIN : L15313PN1993PLC070263

**DECLARATION UNDER REGULATION 33(3)(D) OF SEBI (LISTING OBLIGATIONS AND DISCLOSURE REQUIREMENTS), REGULATIONS, 2015**

Pursuant to Regulation 33(3)(d) of SEBI(Listing obligations and disclosure Requirements) Regulation 2015, we hereby declare that the statutory Auditors of the Company i.e.M/s. Bora N. S. and Co. (Chartered Accountant) (ICAI Firm Registration No. 148087W/168182)) has issued the Audit Report with unmodified opinion on standalone Audited Financial for the quarter and financial year ended March 31, 2022.

**FOR POONA DAL AND OIL INDUSTRIES LIMITED**

**PRADIP P. PARAKH**  
**MANAGING DIRECTOR**  
**(DIN: 00053321)**



**Independent Auditor's Report**

To,  
The Members,  
Poona Dal and Oil Industries Limited,  
Pune.

**Report on the IND AS Standalone Financial Statements**

We have audited the accompanying standalone financial statements of Poona Dal and Oil Industries Limited, which comprise the standalone Balance Sheet as at 31<sup>st</sup> March, 2022 and also the standalone Statement of Profit and Loss and the standalone Cash Flow Statement for the year ended on that date annexed there to, notes to the standalone financial statements, including a summary of significant accounting policies and other explanatory information (hereinafter referred to as "the standalone financial statements")

In our opinion and to the best of our information and according to the explanations given to us, the aforesaid standalone financial statements give the information required by the Companies Act, 2013 ("the Act") in the manner so required and give a true and fair view in conformity with the accounting principles generally accepted in India, of the state of affairs of the Company as at 31 March 2022, and profit and other comprehensive income, changes in equity and its cash flows for the year ended on that date.

**Basis for Opinion**

We conducted our audit in accordance with the Standards on Auditing (SAs) specified under section 143(10) of the Act. Our responsibilities under those SAs are further described in the *Auditor's Responsibilities for the Audit of the Standalone Financial Statements* section of our report. We are independent of the Company in accordance with the Code of Ethics issued by the Institute of Chartered Accountant of India together with the ethical requirements that are relevant to our audit of the standalone financial statements under the provision of the Act and the Rules thereunder, and we have fulfilled out other ethical responsibilities in accordance with these requirements and the Code of Ethics. We believe that the audit evidence obtained by us is sufficient and appropriate to provide a basis of our opinion on the standalone financial statements.

**Management's and Board of Directors Responsibility for the IND AS Standalone Financial Statements**

The Company's Management and Board of Directors are responsible for the matters in section 134(5) of the Companies Act, 2013 ("the Act") with respect to the preparation of these IND AS standalone financial statements that give a true and fair view of the financial position, financial performance and cash flows of the Company in accordance with the accounting principles generally accepted in India, including the Accounting Standards specified under Section 133 of the Act, read with Rule 7 of the Companies (Accounts) Rules, 2014. This responsibility also includes the maintenance of adequate accounting records in accordance with the provision of the Act for safeguarding of the assets of the Company and for preventing and detecting the frauds and other irregularities; selection and application of appropriate accounting policies; making judgments and estimates that are reasonable and



effectively for ensuring the accuracy and completeness of the accounting records, relevant to the preparation and presentation of the standalone IND AS financial statements that give a true and fair view and are free from material misstatement, whether due to fraud or error.

In preparing the standalone financial statements, management and Board of Directors are responsible for assessing the Company's ability to continue as a going concern, disclosing, as applicable, matters related to going concern and using the going concern basis of accounting unless management either intends to liquidate the Company or to cease operations, or has no realistic alternative but to do so.

The Board of Directors is also responsible for overseeing the Company's financial reporting process.

### Auditors Responsibility

Our responsibility is to express an opinion on these IND AS standalone financial statements based on our audit. We have taken into account the provisions of the Act, the accounting and auditing standards and matters which are required to be included in the audit report under the provisions of the Act and the Rules made there under.

We conducted our audit in accordance with standards on auditing issued by the Institute of Chartered Accountants of India and specified under section 143 (10) of Act. Those standards require that we comply with ethical requirements and plan and perform the audit to obtain reasonable assurance about whether the IND AS standalone financial statements are free from material misstatement.

An audit involves performing procedures to obtain audit evidence about the amounts and disclosures in the IND AS standalone financial statements. The procedures selected depend on the auditor's judgment, including the assessment of the risks of material misstatement of the IND AS standalone financial statements, whether due to fraud or error. In making those risk assessments, the auditor considers internal control relevant to the company's preparation and fair presentation of the IND AS standalone financial statements in order to design audit procedures that are appropriate in the circumstances, but not for the purpose of expressing an opinion on effectiveness of the company's internal control. An audit also includes evaluating the appropriateness of accounting policies used and reasonableness of accounting estimates made by management, as well as evaluating the overall presentation of the IND AS standalone financial statement.

We believe that the audit evidence we have obtained is sufficient and appropriate to provide a basis for our audit opinion.

### Opinion

In our opinion and to the best of our information and according to the explanations given to us, the IND AS financial statements give the information as required by the Companies Act in the manner so required and give a true and fair view in conformity with the accounting principles generally accepted in India:



- i) In the case of the Balance Sheet of the state of affairs of the Company as at 31<sup>st</sup> March, 2022.
- ii) In the case of Statement of Profit and Loss of the Profit for the year ended 31<sup>st</sup> March, 2022.
- iii) In the case of Cash Flow Statement, of the Cash Flows for the year ended on that date.
- iv) Statement of Changes of Equity for the year ended on that date.

#### Key audit matters

Key audit matters ('KAM') are those matters that, in our professional judgment, were of most significance in our audit of the standalone financial statements of the current period. These matters were addressed in the context of our audit of the standalone financial statements as a whole, and in forming our opinion thereon, and we do not provide a separate opinion on these matters.

#### Other Information

The Company's management and Board of Directors are responsible for the other information. The other information comprises the information included in the Company's annual report, but does not include the standalone financial statements and our auditor's report thereon.

Our opinion on the standalone financial statements does not cover the other information and we do not express any form of assurance conclusion thereon.

In connection with our audit of the standalone financial statements, our responsibility is to read the other information and, in doing so, consider whether the other information is materially inconsistent with the standalone financial statements or our knowledge obtained in the audit or otherwise appears to be materially misstated. If, based on the work we have performed, we conclude that there is a material misstatement of this other information, we are required to report that fact. We have nothing to report in this regard.

#### Report on Other Legal and Regulatory Requirements

- 1) As required by the Companies (Auditor's Report) Order, 2020 ("the Order"), issued by the Central Government of India in terms of Sub-section (11) of section 143 of the Companies act, 2013, we give in the **Annexure A**, a statement on the matters specified in paragraph 3 and 4 of the Order, to the extent applicable.
- 2) (A) As required by section 143 (3) of the Act, we report that:
  - a) We have sought and obtained all the information and explanations which to the best of our knowledge and belief were necessary for the purposes of our audit.
  - b) In our opinion proper books of accounts as required by law have been kept by the company so far as appears from our examination of these books.



- c) The standalone Balance Sheet and standalone Statement of Profit and Loss Account and standalone Cash flow statement dealt with by the Report are in agreement with the books of accounts.
- d) In our opinion, the standalone Statement of Profit and Loss Account and the standalone Balance Sheet comply with the accounting standards specified under section 133 of the Companies Act, 2013 read with the Companies (Indian Accounting Standards) Rules, 2015 as amended.
- e) On the basis of the written representation received from the directors as on 31<sup>st</sup> March, 2022, and taken on record by the Board of Directors, none of the director is disqualified as on 31<sup>st</sup> March, 2022 from being reappointed as a director in terms of section 164(2) of the Act.
- f) As required under clause (i) of sub-section 3 of Section 143 of the companies Act, 2013, we give the report on internal financial controls over financial reporting in the **Annexure B**, a statement on the matters and statement on inherent limitations.
- (B) With respect to the other matters to be included in the Auditors' Report in accordance with Rule 11 of the Companies (Audit and Auditors) Rules, 2014, in our opinion and to the best of our information and according to the explanations given to us:
- a) The Company does not have any pending litigations which would impact its financial position.
- b) The Company did not have any long term contract including derivatives contracts for which there were any material foreseeable losses.
- c) There are no transactions during the year which required to be transferred, to the Investor Education and Protection Fund by the Company.
- d)
- (i) The management has represented that, to the best of its knowledge and belief, no funds have been advanced or loaned or invested by the company to or in any other person(s) or entity(ies) including foreign entities ("Intermediaries"), with the understanding, whether recorded in writing or otherwise, that the Intermediary shall, whether, directly or indirectly lend or invest in other person or entities identified in any manner whatsoever by or in behalf of the company ("Ultimate Beneficiaries") or provide any guarantee, security or like on behalf of the Ultimate Beneficiary.
- (ii) The management has represented that, to the best of its knowledge and belief, no funds have been received by the company from any person(s) or entity(ies) including foreign entities ("Funding Parties") with the understanding, whether recorded in writing or otherwise, that the





company shall, whether, directly or indirectly, lend or invest in other persons or entities identified in any manner whatsoever by or on behalf of the Funding Party ("Ultimate Beneficiaries") or provide any guarantee, security or like on behalf of the Ultimate Beneficiary.

(iii) In our opinion based on such audit procedures that were considered reasonable and appropriate in the circumstances, nothing has come to our notice that has caused us to believe that the representations under the sub-clause (i) and (ii) above contain any material misstatement.

e) The company has not declared or paid any dividend during the year in compliance with section 123 of Companies Act, 2013.

(C) With respect to the matter to be included in the Auditors' Report under section 197(16) of the Act:

In our opinion and according to the information and explanation given to us, the remuneration paid by the Company to its directors during the current year is in accordance with the provisions of section 197 of the Act. The remuneration paid to any director is not in excess of the limits laid down under section 197 of the Act. The Ministry of Corporate Affairs has not prescribed other details under section 197(16) of the Act which are required to be commented upon by us.

For M/s. Bora N. S. & Co.  
Chartered Accountants  
(Firm Registration No. 148087W)



CA Nikhilesh Bora  
Proprietor  
UDIN: 22168182AJVB EY3979  
(Membership No. 168182)  
Place: - Pune  
Date: - 28<sup>th</sup> May, 2022.



**Annexure A to the Independent Auditor's Report**

The Annexure A referred to in our report to the members of Poona Dal and Oil Industries Limited on the standalone IND AS financial statements for the year ended 31<sup>st</sup> March, 2022. We report that:

1)

- a) A) The company has generally maintained proper records showing full particulars including quantitative details and situation of fixed assets.  
  
B) The company does not have any intangible assets. Hence this clause of the Order is not applicable.
- b) We are informed that, the company has regular program of physical verification of its fixed assets by which fixed assets are verified in phase manner over period of five years. In accordance with this program, certain fixed assets verified during the year and no material discrepancies were noticed on such verification by the management. In our opinion this periodicity of physical verification is reasonable having regard to size of the company and nature of its assets. According to the information and explanations given to us, no material discrepancies were noticed on physical verification of fixed assets.
- c) According to the information and explanations given to us, the title deeds of immovable properties are held on the name of company except leasehold properties situated at Shikrapur and Kurkumbh.
- d) The company has not revalued any of its Property, Plant and Equipment (including Right of Use assets) or intangible assets or both during the year. Hence this clause of the Order is not applicable.
- e) We are informed that no proceedings have been initiated or are pending against the company for holding any benami property under the Benami Transactions (Prohibition) Act, 1988 (45 of 1988) and rules made thereunder. Hence this clause of the Order is not applicable.

2)

- a) The Management of the company is maintaining proper records of inventory. We are informed that, the physical verification of inventory has been conducted during the year at reasonable intervals by the management. No material discrepancies were noticed on physical verification of inventory as compared to book records.
- b) During the year, the company has been sanctioned working capital limits in excess of five crore rupees, in aggregate, from banks on the basis of security of current assets; the statements filed by the company with bank are generally in agreement with the books of account of the Company.



- 3) According to information and explanation given to us and on the basis of our examination of the records of the Company, the Company has not made any investments in or provided security to companies, firms, limited liability partnerships or any other parties during the year. The Company has granted loans and advances in the nature of loans during the year to other parties details of which are stated below. The Company has not provided guarantees or granted loans or advances in the nature of loans during the year to firms or limited liability partnerships.
- (a) (A) Based on the audit procedures carried out by us and as per the information and explanation given to us, the Company has not given such loans or advances and guarantees or security to subsidiaries, joint ventures and associates.
- (B) Based on the audit procedures carried out by us and as per the information and explanation given to us, the Company has granted advances to the employees. The aggregate amount during the year Rs.5,23,318, and balance outstanding at the balance sheet date Rs.3,63,392.
- (b) The investments made, guarantees provided, security given and the terms and conditions of the grant of all loans and advances in the nature of loans and guarantees provided are prima facie not prejudicial to the interest of the company;
- (c) In respect of loans and advances in the nature of loans, the schedule of repayment of principal and payment of interest has not been stipulated but the repayments or receipts are regular;
- (d) The amount is not overdue for more than ninety days. Hence this clause of the Order is not applicable.
- (e) According to the information and explanation given to us and on the basis of our examination of the records of the Company, there is no loan or advance in the nature of loans granted falling due during the year, which has been renewed or extended or fresh loans granted to settle the over dues of existing loans or advances in the nature of loans given to same parties.
- (f) The company has not granted any loans or advances in the nature of loans either repayable on demand or without specifying any terms or period of repayment. Hence, this clause of the Order is not applicable.
- 4) In our opinion and according to the information and explanation given to us, the company has complied with provisions of section 185 and 186 of the Companies act 2013, with respect to loans and investment made.
- 5) In our opinion and according to the information and explanations given to us, the company has not accepted any deposits during the year from the public as per directives issued by RBI and the provisions of sections 73 to 76 or any other relevant provisions of the Companies Act and rules framed there under. Hence this clause of the Order is not applicable.



- 6) The maintenance of cost records has been specified by the Central Government under subsection (1) of section 148 of the Companies Act and such accounts and records have been so made and maintained by the company.
- 7)
- a) In our opinion & according to the information and explanations given to us; and on the basis of the records produced before us, the company is generally regular in depositing with appropriate authorities undisputed statutory dues including Provident Fund, Employees' State Insurance, Income Tax, Customs Duty, GST, and any other material statutory dues applicable to it. There is no overdue amount payable for more than six months.
- b) The statutory dues referred to in sub-clause (a) have been deposited within due dates & there are no any disputed dues.
- 8) There are no any transactions which are not recorded in the books of account have been surrendered or disclosed as income during the year in the tax assessments under the Income Tax Act, 1961 (43 of 1961). Hence this clause of the Order is not applicable.
- 9)
- a) The company does not have any outstanding over dues of any loan or borrowings to any financial institutions, banks, and Government or debenture holders during the year.
- b) The company is not declared as wilful defaulter by any bank or financial institution or other lender;
- c) The company has not obtained any term loans. Hence this clause of the Order is not applicable.
- d) The company has not raised funds on short term basis which have been utilised for long term purposes. Hence this clause of the Order is not applicable.
- e) The company has not taken any funds from any entity or person on account of or to meet the obligations of its subsidiaries, associates or joint ventures. Hence this clause of the Order is not applicable.
- f) The company has not raised loans during the year on the pledge of securities held in its subsidiaries, joint ventures or associate companies. Hence this clause of the Order is not applicable.
- 10)
- a) The company did not raise any money by way of initial public offer or further public offer (including debt instruments) and also not availed any term loans during the year.
- b) According to the information and explanation given to us and based on our examination of the records of the Company, the Company has not made any preferential allotment or private placement of shares or fully or partly convertible debentures during the year.



- 11)
- a) On the basis of our examination and according to the information and explanation given to us, no fraud by the company or in the company by its officers / employees has been noticed or reported during the course of our audit.
  - b) Any report under sub-section (12) of section 143 of the Companies Act has not been filed by the auditors in Form ADT-4 as prescribed under rule 13 of Companies (Audit and Auditors) Rules, 2014 with the Central Government as this clause of Order is not applicable.
  - c) There are no whistle-blower complaints received during the year by the company.
- 12) In our opinion and according to the information and explanation given to us, the company is not a Nidhi Company. Hence this clause of the Order is not applicable.
- 13) Based on the representation and explanation received by us from the board of directors and based on our examination of the records of the Company, transactions with the related parties have been disclosed in the financial statements as required by the applicable IND AS. These transactions are in compliance with section 177 and 188 of the companies Act, 2013. Since the transactions are in ordinary course of business and on arm's length basis therefore the company is exempted from obtaining prior approval, but as a part of Good Governance the company has obtained prior approval from members in previous AGM held on 30<sup>th</sup> September 2021.
- 14)
- a) The company have an internal audit system commensurate with the size and nature of its business;
  - b) We have considered the internal audit report of the Company issued for the period under audit.
- 15) The Company has not entered into non-cash transactions with directors or persons connected with them. Hence this clause of the Order is not applicable.
- 16) The company is not required to be registered under section 45-IA of the Reserve Bank of India Act, 1934. Hence this clause of the Order is not applicable.
- 17) The company has not incurred any cash losses in the financial year and in the immediately preceding financial year. Hence this clause of the Order is not applicable.
- 18) There has been no resignation of the statutory auditors during the year. Hence this clause of the Order is not applicable.
- 19) On the basis of the financial ratios, ageing and expected dates of realisation of financial assets and payment of financial liabilities, other information accompanying the financial statements, the auditor's knowledge of the Board of Directors and management plans, the auditor is of the opinion that no material uncertainty exists as on the date of the audit report that company is capable of meeting its liabilities existing at the date of balance sheet as and when they fall due within a period of one year from the balance sheet date.



- 20) In our opinion and according to the information and explanations given to us, there is no unspent amount under subsection (5) of section 135 of the Act pursuant to any project. Accordingly, clauses 20(a) & (b) of the order are not applicable.
- 21) This report is prepared on the basis of standalone financial statements. Consolidated financial statements is not applicable to the company. Hence this clause of the Order is not applicable.

For M/s. Bora N. S. & Co.  
Chartered Accountants  
(Firm Registration No. 148087W)



CA Nikhilesh Bora  
Proprietor  
UDIN: 22168182AJVBEY3979  
(Membership No. 168182)  
Place: - Pune  
Date: - 28<sup>th</sup> May, 2022.



### Annexure B to the Independent Auditor's Report

The Annexure B referred to in our report to the members of Poona Dal and Oil Industries Ltd. for the year ended 31<sup>st</sup> March, 2022. We report that:

#### Report on the Internal Financial Controls over Financial Reporting

We have examined the internal financial control over financial reporting of Poona Dal and Oil Industries Limited, as of 31<sup>st</sup> March, 2022 in conjunction with our audit of financial statements of the company for the year ended on that date.

#### Management's Responsibility for Internal Financial Controls

The Company's management is responsible for establishing and maintaining internal financial controls based on the internal control over financial reporting criteria established by the company considering the essential components of internal control stated in the guidance note on Audit of Internal Financial Controls over Financial Reporting issued by the Institute of Chartered Accountants of India (ICAI). These responsibilities include the design, implementation and maintenance of adequate internal financial controls that were operating effectively for ensuring the orderly and efficient conduct of its business, including adherence to company's policies, the safeguarding of its assets, the prevention and detection of frauds and errors, the accuracy and completeness of the accounting records, and the timely preparation of reliable financial statements, as required under the Companies Act, 2013.

#### Auditors' Responsibility

Our responsibility is to express an opinion on the Company's internal financial controls over financial reporting based on our audit. We conducted our audit in accordance with the Standards on Auditing (SAs) specified under section 143 (10) of the Companies Act, 2013. Our responsibilities under those Standards are further described in the Auditor's Responsibilities for the Audit of the Financial Statements section of our report. We are independent of the Company in accordance with the Code of Ethics issued by the Institute of Chartered Accountants of India together with the ethical requirements that are relevant to our audit of the Companies Act, 2013 and the Rules there under, and we have fulfilled our other ethical responsibilities in accordance with these requirements and code of Ethics. We believe that the audit evidence we have obtained is sufficient and appropriate to provide a basis for our opinion.

Our audit involves performing procedures to obtain audit evidence about the adequacy of the internal financial controls system over financial reporting and their operating effectiveness. Our audit of internal financial controls over financial reporting included obtaining an understanding of internal financial controls over financial reporting, assessing the risk that a material weakness exists, and testing and evaluating the design and operating effectiveness of internal control based on the assessed risk. The procedures selected depend on the auditor's judgment, including the assessment of the risks of material misstatement of the financial statements, whether due to fraud or error.

We believe that the audit evidence we have obtained is sufficient and appropriate to provide a basis for our audit opinion on the Company's internal financial controls system over financial reporting.



### Meaning of Internal Financial Controls over Financial Reporting

A company's internal financial control over financial reporting is a process designed to provide reasonable assurance regarding the reliability of financial reporting and the preparation of financial statements for external purposes in accordance with generally accepted accounting principles. A company's internal financial control over financial reporting includes those policies and procedures that

- (a) Pertain to the maintenance of records that, in reasonable detail, accurately and fairly reflect the transactions and dispositions of the assets of the company;
- (b) Provide reasonable assurance that transactions are recorded as necessary to permit preparation of financial statements in accordance with generally accepted accounting principles, and that receipts and expenditures of the company are being made only in accordance with authorizations of management and directors of the company; and
- (c) Provide reasonable assurance regarding prevention or timely detection of unauthorized acquisition, use, or disposition of the company's assets that could have a material effect on the financial statements.


### Inherent Limitations of Internal Financial Controls over Financial Reporting

Because of the inherent limitations of internal financial controls over financial reporting, including the possibility of collusion or improper management override of controls, material misstatements due to error or fraud may occur and not be detected. Also, projections of any evaluation of the internal financial controls over financial reporting to future periods are subject to the risk that the internal financial control over financial reporting may become inadequate because of changes in conditions, or that the degree of compliance with the policies or procedures may deteriorate.

### Opinion

In our opinion, the Company has, in all material respects, an adequate internal financial controls system over financial reporting and such internal financial controls over financial reporting were operating effectively as at March 31, 2022, based on the internal control over financial reporting criteria established by the company considering the essential components of internal control stated in the guidance note on Audit of Internal Financial Controls over Financial Reporting issued by the Institute of Chartered Accountants of India.

For M/s. Bora N. S. & Co.  
Chartered Accountants  
(Firm Registration No. 148087W)



CA Nikhilesh Bora

Proprietor

UDIN: 22168182AJVB EY3979

(Membership No. 168182)

Place: - Pune

Date: - 28<sup>th</sup> May, 2022








| PART I   |  | (Rs. In Lakhs)            |                           |                           |                               |                                |
|----------|--|---------------------------|---------------------------|---------------------------|-------------------------------|--------------------------------|
| Sr.No.   | Particulars  | 3 Months Ended 31.03.2022 | 3 Months Ended 31.12.2021 | 3 Months Ended 31.03.2021 | Current Year Ended 31.03.2022 | Previous Year Ended 31.03.2021 |
|          |  | Unaudited                 | Unaudited                 | Unaudited                 | Audited                       | Audited                        |
| <b>1</b> | <b>Income</b>  |                           |                           |                           |                               |                                |
| (a)      | Revenue from Operation   | 4,115.89                  | 6,655.82                  | 4,614.06                  | 24,253.12                     | 16,237.66                      |
| (b)      | Other income   | 3.54                      | 36.76                     | 19.23                     | 84.73                         | 39.33                          |
|          | <b>Total income</b>  | <b>4,119.43</b>           | <b>6,692.58</b>           | <b>4,633.29</b>           | <b>24,337.85</b>              | <b>16,276.99</b>               |
| <b>2</b> | <b>Expenses</b>  |                           |                           |                           |                               |                                |
| a)       | Cost of materials consumed   | 3,865.23                  | 4,307.85                  | 3,398.75                  | 14,887.62                     | 11,631.78                      |
| b)       | Purchases of stock-in-trade  | 546.15                    | 2,196.70                  | 871.73                    | 9,256.35                      | 4,645.21                       |
| c)       | Changes in inventories of finished goods, work-in-progress and stock-in-trade              | (70.01)                   | 77.36                     | 246.12                    | 118.14                        | (419.61)                       |
| d)       | (Increase)/Decrease in Inventories of traded Goods   | (342.57)                  | -                         | -                         | (342.57)                      | -                              |
| e)       | Employee benefits expense  | 32.98                     | 23.45                     | 26.38                     | 86.97                         | 80.92                          |
| f)       | Finance Cost   | 1.23                      | 13.57                     | 24.97                     | 20.35                         | 73.58                          |
| g)       | Depreciation   | 8.41                      | 7.28                      | 11.16                     | 30.25                         | 34.54                          |
| h)       | Other expenses   | 31.41                     | 20.42                     | 15.97                     | 92.39                         | 100.77                         |
| i)       | Extraordinary items  | -                         | -                         | -                         | -                             | -                              |
|          | <b>Total Expenses</b>  | <b>4,072.83</b>           | <b>6,646.63</b>           | <b>4,595.08</b>           | <b>24,149.50</b>              | <b>16,147.19</b>               |
| <b>3</b> | <b>Profit before tax (1-2)</b>   | <b>46.60</b>              | <b>45.95</b>              | <b>38.21</b>              | <b>188.35</b>                 | <b>129.80</b>                  |
|          | Less : Tax Expenses  | 25.50                     | 7.00                      | 6.00                      | 48.50                         | 21.00                          |
|          | <b>Profit for the period (A)</b>   | <b>21.10</b>              | <b>38.95</b>              | <b>32.21</b>              | <b>139.85</b>                 | <b>108.80</b>                  |
| <b>4</b> | <b>Other comprehensive Income</b>  | -                         | -                         | -                         | -                             | -                              |
|          | Less : Tax Expenses  | -                         | -                         | -                         | -                             | -                              |
|          | <b>Other comprehensive Income for the period (B)</b>                                       | <b>-</b>                  | <b>-</b>                  | <b>-</b>                  | <b>-</b>                      | <b>-</b>                       |
|          | <b>Total comprehensive Income for the period (C) (A+B)</b>                                 | <b>21.10</b>              | <b>38.95</b>              | <b>32.21</b>              | <b>139.85</b>                 | <b>108.80</b>                  |
| <b>5</b> | <b>Paid-up equity share capital (Rs. 10/- face value)</b>                                  | <b>570.80</b>             | <b>570.80</b>             | <b>570.80</b>             | <b>570.80</b>                 | <b>570.80</b>                  |
| <b>6</b> | <b>Other Equity</b>  | -                         | -                         | -                         | 4,799.50                      | 4,673.50                       |
| <b>7</b> | <b>Earnings Per Share (EPS) (Nominal Value of Shares Rs. 10/- each) (* not annualised)</b> |                           |                           |                           |                               |                                |
|          | Basic EPS  | 0.37                      | 0.68                      | 0.56                      | 2.45                          | 1.91                           |
|          | Diluted EPS  | 0.37                      | 0.68                      | 0.56                      | 2.45                          | 1.91                           |

Segment Information

|          |  |                 |                 |                 |                  |                  |
|----------|--|-----------------|-----------------|-----------------|------------------|------------------|
| <b>1</b> | <b>Segment Revenue</b>   |                 |                 |                 |                  |                  |
| a)       | Oil Division   | 3,787.49        | 6,360.10        | 4,198.32        | 23,594.06        | 14,185.22        |
| b)       | Agro Division  | 328.40          | 295.72          | 415.74          | 659.06           | 2,052.44         |
|          | <b>Total</b>   | <b>4,115.89</b> | <b>6,655.82</b> | <b>4,614.06</b> | <b>24,253.12</b> | <b>16,237.66</b> |
|          | Less : Inter segment revenue                                   | -               | -               | -               | -                | -                |
|          | <b>Revenue from Operation</b>                                  | <b>4,115.89</b> | <b>6,655.82</b> | <b>4,614.06</b> | <b>24,253.12</b> | <b>16,237.66</b> |
| <b>2</b> | <b>Segment Results</b>   |                 |                 |                 |                  |                  |
| a)       | Oil Division   | 45.01           | 42.79           | 44.55           | 183.42           | 164.04           |
| b)       | Agro Division  | 2.82            | 16.73           | 18.63           | 25.28            | 39.34            |
|          | <b>Total</b>   | <b>47.83</b>    | <b>59.52</b>    | <b>63.18</b>    | <b>208.70</b>    | <b>203.38</b>    |
|          | Less : i) Finance Cost   | 1.23            | 13.57           | 24.97           | 20.35            | 73.58            |
|          | ii) Other un-allocable expenditure net off Un-allocable income | -               | -               | -               | -                | -                |
|          | <b>Total Profit Before Tax</b>                                 | <b>46.60</b>    | <b>45.95</b>    | <b>38.21</b>    | <b>188.35</b>    | <b>129.80</b>    |
| <b>3</b> | <b>Segment Assets</b>  |                 |                 |                 |                  |                  |
| a)       | Oil Division   | -               | -               | -               | 3,772.97         | 4,915.36         |
| b)       | Agro Division  | -               | -               | -               | 1,869.17         | 419.77           |
|          | <b>Total</b>   | <b>-</b>        | <b>-</b>        | <b>-</b>        | <b>5,642.14</b>  | <b>5,335.13</b>  |
|          | Less : Unallocable assets                                      | -               | -               | -               | -                | -                |
|          | <b>Total Assets</b>  | <b>-</b>        | <b>-</b>        | <b>-</b>        | <b>5,642.14</b>  | <b>5,335.13</b>  |
| <b>4</b> | <b>Segment Liabilities</b>                                     |                 |                 |                 |                  |                  |
| a)       | Oil Division   | -               | -               | -               | 261.30           | 81.65            |
| b)       | Agro Division  | -               | -               | -               | 10.54            | 9.17             |
|          | <b>Total</b>   | <b>-</b>        | <b>-</b>        | <b>-</b>        | <b>271.84</b>    | <b>90.82</b>     |
|          | Less : Unallocable liabilities                                 | -               | -               | -               | -                | -                |
|          | <b>Total Liabilities</b>                                       | <b>-</b>        | <b>-</b>        | <b>-</b>        | <b>271.84</b>    | <b>90.82</b>     |



*Amber*

**Notes:**

- 1 The audited financial results for the year ended on 31st March, 2022 have been reviewed by the audit committee and approved and taken on record by the Board of Directors at their meeting held on 28th May, 2022.
- 2 The format for quarterly results as prescribed in SEBI Circular CIR/CFD/CMD/15/2015 dated 30th November, 2015 has been modified to comply with the requirements of SEBI's circular dated 05th July, 2016 and IND-AS requirements.
- 3 Previous Quarter / Year figures have been regrouped / reclassified wherever necessary to make them comparable.

Place: - Pune  
Date: - 28th May, 2022



For and on behalf of the Board of Directors

Pradip P. Parakh  
Chairman & Managing Director  
(Din No. 00053321)



Poona Dal And Oil Industries Limited  
(CIN No. L15313PN1993PLC070263)

Standalone Statement of Assets And Liabilities

(Rs. In Lakhs)

| Particulars                   |  | 31st March, 2022<br>Amount (Rs.) | 31st March, 2021<br>Amount (Rs.) |
|-------------------------------|--|----------------------------------|----------------------------------|
| <b>ASSETS</b>                 |  |                                  |                                  |
| <b>1</b>                      | <b>Non Current Assets</b>                  |                                  |                                  |
| (a)                           | Property, Plant and Equipment              | 213.13                           | 243.83                           |
| (b)                           | Capital Work-in-progress                   | -                                | -                                |
| (c)                           | Investment Property                        | -                                | -                                |
| (d)                           | Goodwill                                   | -                                | -                                |
| (e)                           | Other Intangible Assets                    | -                                | -                                |
| (f)                           | Intangible Assets Under Development        | -                                | -                                |
| (g)                           | Biological Assets other than bearer plants | -                                | -                                |
| (h)                           | Financial Assets                           | -                                | -                                |
| (i)                           | Investment                                 | -                                | -                                |
| (ii)                          | Trade Receivables                          | -                                | -                                |
| (iii)                         | Non current Loans and Advances             | -                                | -                                |
| (i)                           | Deferred Tax Assets (net)                  | -                                | -                                |
| (j)                           | Other non-current assets                   | 187.84                           | 200.92                           |
| <b>2</b>                      | <b>Current Assets</b>                      |                                  |                                  |
| (a)                           | Inventories                                | 1,214.20                         | 928.91                           |
| (b)                           | Financial Assets                           | -                                | -                                |
| (i)                           | Current Investments                        | -                                | -                                |
| (ii)                          | Trade Receivables                          | 161.38                           | 185.19                           |
| (iii)                         | Cash and Cash Equivalents                  | 3,260.56                         | 2,015.35                         |
| (iv)                          | Bank balances other than (iii) above       | -                                | -                                |
| (v)                           | Current Loans and Advances                 | 141.61                           | 151.28                           |
| (c)                           | Current Tax Assets (Net)                   | -                                | -                                |
| (d)                           | Other current assets                       | 463.42                           | 1,609.64                         |
|                               |  | <b>5,642.14</b>                  | <b>5,335.12</b>                  |
| <b>EQUITY AND LIABILITIES</b> |  |                                  |                                  |
| <b>A)</b>                     | <b>Equity</b>                              |                                  |                                  |
| (a)                           | Equity Share Capital                       | 570.80                           | 570.80                           |
| (b)                           | Other Equity                               | 4,799.50                         | 4,673.50                         |
| <b>B)</b>                     | <b>Liabilities</b>                         |                                  |                                  |
| <b>1</b>                      | <b>Non-current Liabilities</b>             |                                  |                                  |
| (a)                           | Financial Liabilities                      | -                                | -                                |
| (i)                           | Non-current Borrowings                     | -                                | -                                |
| (ii)                          | Trade Payables                             | -                                | -                                |
| (b)                           | Non-current Provisions                     | -                                | -                                |
| (c)                           | Deferred Tax Liabilities (Net)             | -                                | -                                |
| (d)                           | Other non-current Liabilities              | -                                | 3.00                             |
| <b>2</b>                      | <b>Current liabilities</b>                 |                                  |                                  |
| (a)                           | Financial Liabilities                      | -                                | -                                |
| (i)                           | Current Borrowings                         | -                                | -                                |
| (ii)                          | Trade Payables                             | 142.61                           | 1.10                             |
| (b)                           | Other current Liabilities                  | 68.75                            | 55.24                            |
| (c)                           | Current Provisions                         | 60.48                            | 31.48                            |
| (d)                           | Current Tax Liabilities (Net)              | -                                | -                                |
|                               | <b>Total</b>                               | <b>5,642.14</b>                  | <b>5,335.12</b>                  |



Poona Dal And Oil Industries Limited  
(CIN No. L15313PN1993PLC070263)

Cash Flow Statement for the year ended 31st March, 2022


| Sr. No.  | Particulars  | 31st March, 2022<br>Amount (Rs.) | 31st March, 2021<br>Amount (Rs.) |
|----------|--|----------------------------------|----------------------------------|
| <b>A</b> | <b>Cash Flows From Operating Activities</b>                                |                                  |                                  |
|          | Net Profit for the year  | 18,834,710                       | 12,980,484                       |
|          | <b>Adjustments for:</b>  |                                  |                                  |
|          | Depreciation of property, plant and equipment                              | 3,024,862                        | 3,454,019                        |
|          | Interest earned on fixed deposits  | (1,881,431)                      | (96,255)                         |
|          | Finance costs  | 2,034,876                        | 7,357,690                        |
|          | Provision for taxation   | (4,850,000)                      | (2,100,000)                      |
|          | Loss on sale of asset  | 34,472                           | -                                |
|          | Change in Reserves   | (1,385,192)                      | 1,725,151                        |
|          | Proposed Dividend & Dividend Tax   | -                                | -                                |
|          | <b>Operating profit before changes in operating assets and liabilities</b> | <b>15,812,297</b>                | <b>23,321,089</b>                |
|          | (Increase) / decrease in inventories                                       | (28,528,259)                     | (24,818,826)                     |
|          | (Increase) / decrease in trade receivables                                 | 2,381,096                        | (6,326,907)                      |
|          | (Increase) / decrease in other current assets and loans & advances         | 115,588,450                      | (2,025,637)                      |
|          | (Increase) / decrease in other non current assets                          | 5,643,360                        | 3,492,095                        |
|          | Increase / (decrease) in trade payables                                    | 14,151,525                       | (1,108,680)                      |
|          | Increase / (decrease) in other current liabilities and provisions          | 4,250,865                        | (3,781,823)                      |
|          | Increase / (decrease) in non current liabilities                           | (300,000)                        | 300,000                          |
|          | <b>Cash flows from operating activities</b>                                | <b>128,999,334</b>               | <b>(10,948,689)</b>              |
|          | Interest paid  | (2,034,876)                      | (7,357,690)                      |
|          | Taxes Paid   | (4,335,795)                      | (2,230,096)                      |
|          | <b>Net Cash flow from operating activities (A)</b>                         | <b>122,628,663</b>               | <b>(20,536,476)</b>              |
| <b>B</b> | <b>Cash Flows From Investing Activities</b>                                |                                  |                                  |
|          | Purchase of Property, plant and equipment                                  | -                                | (553,350)                        |
|          | Net Proceeds on disposal of Property, plant and equipment                  | 11,017                           | -                                |
|          | Interest earned on fixed deposits  | 1,881,431                        | 96,255                           |
|          | <b>Net Cash flow from investing activities (B)</b>                         | <b>1,892,448</b>                 | <b>(457,095)</b>                 |
| <b>C</b> | <b>Cash Flows From Financing Activities</b>                                |                                  |                                  |
|          | (Repayment of) / Proceeds from secured loans                               | -                                | -                                |
|          | <b>Net Cash flow from financing activities (C)</b>                         | <b>-</b>                         | <b>-</b>                         |
|          | <b>Net Increase In Cash and Cash Equivalents (A+B+C)</b>                   | <b>124,521,111</b>               | <b>(20,993,571)</b>              |
|          | Cash and cash equivalents at beginning of year                             | 201,534,466                      | 222,528,037                      |
|          | <b>Cash and Cash Equivalents At End of Year</b>                            | <b>326,055,577</b>               | <b>201,534,466</b>               |

As per our attached report of even date  
M/s. Bora N. S. & Co.  
Chartered Accountants  
(Firm Registration No. 148087W)

  
CA Nikhilesh Bora  
Proprietor  
UDIN: 22168182AJVBEY3979  
(Membership No. 168182)  
Place: Pune  
Date: 28th May, 2022



For and on behalf of Board of Directors

  
Pradip P. Parakh  
Managing Director  
(DIN No. : 00053321)  
Place: Pune  
Date: 28th May, 2022

  
Rakesh V. Singh  
Director  
(DIN No. : 06987619)  
Place: Pune  
Date: 28th May, 2022