



JSWSL: SEC: MUM: SE: 2019-20
January 24, 2019

1. National Stock Exchange of India Ltd. Exchange Plaza Plot No. C/1, G Block, Bandra - Kurla Complex, Bandra (E), Mumbai - 400 051 NSE Symbol: JSWSTEEL Kind Attn.: Mr. Hari K, President (Listing)	2. BSE Limited Corporate Relationship Dept. Phiroze Jeejeebhoy Towers Dalal Street, Mumbai - 400 001. Scrp Code No.500228 Kind Attn: The General Manager (CRD).
--	---

Dear Sir/Madam,

Sub: Un-audited Standalone & Consolidated financial Results for the Quarter & Nine months ended 31st December 2019

Pursuant to Regulation 33 of the Securities Exchange Board of India (Listing Obligations and Disclosure Requirements) Regulations, 2015, the Un-audited Standalone & Consolidated Financial Results of the Company for the quarter & nine months ended 31st December 2019 were approved by the Board of Directors in its meeting held today. A copy of the same along with the limited review report of the Statutory Auditor thereon is enclosed.

A copy of the press release issued in this connection is also enclosed.

This is for the information of your members and all concerned.

Thanking you,

Yours faithfully,
For **JSW STEEL LIMITED**


Lancy Varghese
Company Secretary

cc:

1. Central Depository Services (India) Ltd. Phiroze Jeejeebhoy Tower, Dalal Street, 28th Floor, Mumbai.- 400 023. Fax No.: 2272 3199	2. National Securities Depository Ltd. Trade World, 4th Floor, Kamala Mill Compound, Senapati Bapat Marg, Lower Parel, Mumbai - 400 013. Fax No.: 24972993/24976351
3. Singapore Exchange Securities Trading Limited 11 North Buona Vista Drive, #06-07, The Metropolis Tower 2, Singapore 138589 Hotline: (65) 6236 8863 Fax: (65) 6535 0775	

Independent Auditor's Review Report on the Quarterly and Year to Date Unaudited Standalone Financial Results of the Company Pursuant to the Regulation 33 of the SEBI (Listing Obligations and Disclosure Requirements) Regulations, 2015, as amended

**Review Report to
The Board of Directors
JSW Steel Limited**

1. We have reviewed the accompanying statement of unaudited standalone financial results of JSW Steel Limited (the "Company") for the quarter ended December 31, 2019 and year to date from April 1, 2019 to December 31, 2019 (the "Statement") attached herewith, being submitted by the Company pursuant to the requirements of Regulation 33 of the SEBI (Listing Obligations and Disclosure Requirements) Regulations, 2015, as amended (the "Listing Regulations").
2. This Statement, which is the responsibility of the Company's Management and approved by the Company's Board of Directors, has been prepared in accordance with the recognition and measurement principles laid down in Indian Accounting Standard 34, (Ind AS 34) "Interim Financial Reporting" prescribed under Section 133 of the Companies Act, 2013 as amended, read with relevant rules issued thereunder and other accounting principles generally accepted in India. Our responsibility is to express a conclusion on the Statement based on our review.
3. We conducted our review of the Statement in accordance with the Standard on Review Engagements (SRE) 2410, "Review of Interim Financial Information Performed by the Independent Auditor of the Entity" issued by the Institute of Chartered Accountants of India. This standard requires that we plan and perform the review to obtain moderate assurance as to whether the Statement is free of material misstatement. A review of interim financial information consists of making inquiries, primarily of persons responsible for financial and accounting matters, and applying analytical and other review procedures. A review is substantially less in scope than an audit conducted in accordance with Standards on Auditing and consequently does not enable us to obtain assurance that we would become aware of all significant matters that might be identified in an audit. Accordingly, we do not express an audit opinion.
4. Based on our review conducted as above, nothing has come to our attention that causes us to believe that the accompanying Statement, prepared in accordance with the recognition and measurement principles laid down in the aforesaid Indian Accounting Standards ('Ind AS') specified under Section 133 of the Companies Act, 2013 as amended, read with relevant rules issued thereunder and other accounting principles generally accepted in India, has not disclosed the information required to be disclosed in terms of the Listing Regulations, including the manner in which it is to be disclosed, or that it contains any material misstatement.



S R B C & CO LLP

Chartered Accountants

JSW Steel Limited

Page 2 of 2

5. As described in note 1 of the Statement, effect of the merger of Dolvi Minerals and Metals Private Limited (DMMPL), Dolvi Coke Projects Limited (DCPL), JSW Steel Processing Centre Limited (SPCL) and JSW Steel (Salav) Limited (Salav) with the Company has been accounted retrospectively for all periods presented being a common control transaction. Financial information of DMMPL, DCPL and Salav included in the accompanying Statement for the quarter ended December 31, 2018, nine months ended December 31, 2018 and the year ended March 31, 2019 is reviewed/ audited by the respective companies' predecessor auditors who have expressed an unmodified conclusion/ opinion on those financial information/ statements.

For S R B C & CO LLP

Chartered Accountants

ICAI Firm registration number: 324982E/E300003



per Vikram Mehta

Partner

Membership No.: 105938

UDIN: 20105938AAAAAM8362

Place: Mumbai

Date: January 24, 2020

JSW Steel Limited

Registered Office : JSW Centre, Bandra Kurla Complex, Bandra (East), Mumbai- 400051
CIN: L27102MH1994PLC152925

Statement of Unaudited Standalone Financial Results for the quarter and nine months ended 31 December 2019

(Rs. In Crores)

Sr. No.	Particulars	Quarter Ended			Nine months Ended		Year Ended
		31.12.2019	30.09.2019	31.12.2018	31.12.2019	31.12.2018	31.03.2019
		Unaudited	Unaudited	Unaudited*	Unaudited	Unaudited*	Audited*
I	Revenue from operations						
	a) Gross Sales	15,199	14,752	18,086	47,295	55,792	75,210
	b) Other operating Income	318	302	453	974	1,535	1,977
	c) Fees for assignment of procurement contract (refer Note 2)	250	-	-	250	-	-
	d) Government grant Income -VAT/ GST Incentive relating to earlier years (refer Note 4)	-	466	-	466	-	-
	Total Revenue from operations	15,767	15,520	18,539	48,985	57,327	77,187
II	Other Income	135	188	62	482	323	405
III	Total Income (I + II)	15,902	15,708	18,601	49,467	57,650	77,592
IV	Expenses						
	a) Cost of materials consumed	7,626	8,347	10,235	25,715	30,030	39,179
	b) Purchases of stock-in-trade	91	10	259	350	404	499
	c) Changes in inventories of finished goods, work-in-progress and stock-in-trade	943	(6)	(1,370)	126	(1,643)	(180)
	d) Employee benefits expense	374	330	370	1,102	1,078	1,435
	e) Finance costs	988	1,075	982	3,068	2,789	3,789
	f) Depreciation and amortisation expense	893	874	864	2,593	2,537	3,421
	g) Power and fuel	1,307	1,354	1,744	4,196	4,967	6,437
	h) Other Expenses	2,759	2,689	2,804	8,200	8,371	11,305
	Total Expenses (IV)	14,981	14,673	15,888	45,350	48,533	65,885
V	Profit before Tax (III - IV)	921	1,035	2,713	4,117	9,117	11,707
VI	Tax Expense						
	a) Current tax	16	70	580	543	1,937	2,356
	b) Deferred tax (refer Note 5)	214	(1,952)	211	(1,474)	786	1,230
	Total Tax Expense	230	(1,882)	791	(931)	2,723	3,586
VII	Net Profit after Tax for the period / year (V-VI)	691	2,917	1,922	5,048	6,394	8,121
VIII	Other Comprehensive Income (OCI)						
	A. i) Items that will not be reclassified to profit or loss	33	(17)	52	(37)	(44)	(11)
	ii) Income tax relating to items that will not be reclassified to profit or loss	1	(0)	4	3	5	5
	B. i) Items that will be reclassified to profit or loss	17	(159)	471	(133)	(39)	(19)
	ii) Income tax relating to items that will be reclassified to profit or loss	(6)	55	(164)	46	14	7
	Total Other Comprehensive Income/(Loss)	45	(121)	363	(121)	(64)	(18)
IX	Total Comprehensive Income for the period/year (Comprising Profit and Other Comprehensive Income for the period/year) (VII+VIII)	736	2,796	2,285	4,927	6,330	8,103
X	Paid up Equity Share Capital (face value of Re.1 per share)	240	240	240	240	240	240
XI	Other Equity excluding Revaluation Reserves						34,592
XII	Earnings per equity share (not annualised)						
	Basic (Rs.)	2.88	12.14	8.00	21.01	26.59	33.77
	Diluted (Rs.)	2.86	12.07	7.95	20.88	26.45	33.60

*Restated pursuant to merger (refer Note 1)

N

SIGNED FOR IDENTIFICATION
 BY
S R B C & CO LLP
MUMBAI

Notes

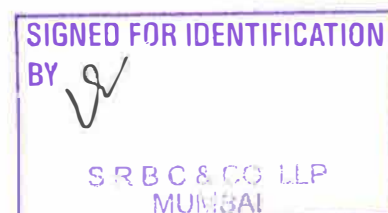
- During the quarter ended 30 September 2019, the Mumbai Bench of the National Company Law Tribunal (NCLT), through its order dated 6 June 2019 and the Ahmedabad Bench of the NCLT, through its order dated 14 August 2019, had approved the scheme of Amalgamation of its wholly owned subsidiaries, Dolvi Minerals and Metals Private Limited, Dolvi Coke Projects Limited, JSW Steel Processing Centre Limited, and JSW Steel (Salav) Limited with the Company. Accordingly, the Company had accounted for the merger under the pooling of interest method retrospectively for all periods presented as prescribed in IND AS 103 – Business Combinations of entities under common control. The previous period / year numbers have been accordingly restated. The Impact of the merger on these results is as under:

(Rs in crores)

Particulars	Quarter Ended		Nine months Ended		Year Ended	
	31.12.2018		31.12.2018		31.03.2019	
	Reported	Restated	Reported	Restated	Reported	Restated
Revenue from operations	18,393	18,539	57,026	57,327	76,727	77,187
Profit before tax	2,693	2,713	9,214	9,117	11,817	11,707
Profit after tax	1,892	1,922	6,514	6,394	8,259	8,121

- During the quarter, the Company received an amount of Rs. 250 crores as consideration from a vendor for assignment of its long term supply contract in favor of a third party with same terms and conditions over the remaining term of the contract and have accordingly recognised one-time income in relation to the same.
- Pursuant to the Corporate insolvency resolution process under the Insolvency Bankruptcy Code, the resolution plan submitted by the Company for Vardhman Industries Limited (VIL) was approved, by the Hon'ble National Company Law Tribunal (NCLT), New Delhi, by its order dated 19 December 2018 and as clarified by its order dated 16 April 2019 and by the Hon'ble National Company Law Appellate Tribunal (NCLAT) by its order dated 4 December 2019 and as clarified by its order dated 11 December 2019.
The Company completed the acquisition of VIL on 31 December 2019 by infusing Rs. 63.50 crores in VIL and has been issued equity shares and compulsorily convertible debentures (CCDs) by VIL in lieu thereof. Accordingly, VIL has become a wholly owned subsidiary of the Company.
VIL is mainly engaged in the manufacturing and marketing of Colour Coated Coils & Sheets and has a production capacity of 3,000 tonnes per month with manufacturing facility located at Rajpura, Patiala (Punjab).
- The Company units at Dolvi in Maharashtra and Vijayanagar in Karnataka are eligible for incentives under the respective State Industrial Policy and have been availing incentives in the form of VAT deferral / CST refunds historically. The Company currently recognises income for such government grants based on the State Goods & Service Tax rates instead of VAT rates, in accordance with the relevant notifications issued by the State of Maharashtra and the State of Karnataka post implementation of Goods & Services Tax (GST). During October 2019, the Company has received an in-principle approval for eligibility from the Government of Maharashtra in response to the application filed by the Company for incentive under PSI Scheme 2007 on its investment for expansion from 3.3 MTPA to 5 MTPA at Dolvi unit for the period beginning May 2016 onwards.
Accordingly, the Company had recognized grant income in the previous quarter including Rs. 466 crores in relation to earlier years. The said amount relating to earlier years have been disclosed separately as "Government grant Income –VAT/ GST Incentive relating to earlier years" in the above results.

N



5. Pursuant to the Taxation Law (Amendment) Ordinance, 2019 ('Ordinance') issued by Ministry of Law and Justice (Legislative Department) on 20 September 2019 which is effective 1 April 2019, domestic companies have the option to pay corporate income tax rate at 22% plus applicable surcharge and cess ('New tax rate') subject to certain conditions.

In the quarter ended 30 September 2019, Company had made an assessment of the impact of the Ordinance and decided to continue with the existing tax structure until utilisation of accumulated minimum alternative tax (MAT) credit. However, in accordance with the accounting standards, the Company had also evaluated the outstanding deferred tax liability, and written back an amount to the extent of Rs. 2,150 crores to the Statement of Profit and Loss. This is arising from the re-measurement of deferred tax liability that is expected to reverse in future when the Company would migrate to the new tax regime.

6. The Company submitted the Resolution Plan in respect of Bhushan Power and Steel Limited (BPSL), a company currently undergoing insolvency resolution process under the provisions of the Insolvency Bankruptcy Code. The BPSL Committee of Creditors approved the BPSL Resolution Plan and the BPSL Resolution Professional issued the Letter of Intent to the Company on 11 February 2019, which was duly accepted by the Company.

The National Company Law Tribunal (NCLT) has, by its order dated 5 September 2019, approved the Resolution plan for BPSL, however with certain modifications besides not granting certain reliefs sought by the Company. The Company has filed an appeal before the National Company Law Appellate Tribunal (NCLAT) against the Order and the hearings in the matter at the NCLAT is currently under process and the next hearing is scheduled on 31 January 2020.

7. The Company is in the business of manufacturing steel products and hence has only one reportable operating segment as per Ind AS 108 - Operating Segments.
8. Previous period/year figures have been regrouped /reclassified wherever necessary.
9. The above results have been reviewed by the Audit committee and approved by the Board of Directors at their meetings held on 23 January 2020 and 24 January 2020 respectively. The Statutory Auditors have carried out a Limited Review of the results for the quarter and nine months ended 31 December 2019.

For JSW Steel Limited



Seshagiri Rao M.V.S
Jt. Managing Director & Group CFO
24 January 2020



Independent Auditor's Review Report on the Quarterly and Year to Date Unaudited Consolidated Financial Results of the Company Pursuant to the Regulation 33 of the SEBI (Listing Obligations and Disclosure Requirements) Regulations, 2015, as amended**Review Report to
The Board of Directors
JSW Steel Limited**

1. We have reviewed the accompanying Statement of Unaudited Consolidated Financial Results of JSW Steel Limited (the "Holding Company") and its subsidiaries (the Holding Company and its subsidiaries together referred to as "the Group") and joint ventures for the quarter ended December 31, 2019 and year to date from April 1, 2019 to December 31, 2019 (the "Statement") attached herewith, being submitted by the Holding Company pursuant to the requirements of Regulation 33 of the SEBI (Listing Obligations and Disclosure Requirements) Regulations, 2015, as amended (the "Listing Regulations").
2. This Statement, which is the responsibility of the Holding Company's Management and approved by the Holding Company's Board of Directors, has been prepared in accordance with the recognition and measurement principles laid down in Indian Accounting Standard 34, (Ind AS 34) "Interim Financial Reporting" prescribed under Section 133 of the Companies Act, 2013 as amended, read with relevant rules issued thereunder and other accounting principles generally accepted in India. Our responsibility is to express a conclusion on the Statement based on our review.
3. We conducted our review of the Statement in accordance with the Standard on Review Engagements (SRE) 2410, "Review of Interim Financial Information Performed by the Independent Auditor of the Entity" issued by the Institute of Chartered Accountants of India. This standard requires that we plan and perform the review to obtain moderate assurance as to whether the Statement is free of material misstatement. A review of interim financial information consists of making inquiries, primarily of persons responsible for financial and accounting matters, and applying analytical and other review procedures. A review is substantially less in scope than an audit conducted in accordance with Standards on Auditing and consequently does not enable us to obtain assurance that we would become aware of all significant matters that might be identified in an audit. Accordingly, we do not express an audit opinion.

We also performed procedures in accordance with the Circular No. CIR/CFD/CMD1/44/2019 dated March 29, 2019 issued by the Securities and Exchange Board of India under Regulation 33(8) of the Listing Regulations, to the extent applicable.

4. The Statement includes the results of the entities mentioned in Annexure I.
5. Based on our review conducted and procedures performed as stated in paragraph 3 above and based on the consideration of the review of other auditors referred to in paragraph 6 and 7 below, nothing has come to our attention that causes us to believe that the accompanying Statement, prepared in accordance with recognition and measurement principles laid down in the aforesaid Indian Accounting Standards ('Ind AS') specified under Section 133 of the Companies Act, 2013, as amended, read with relevant rules issued thereunder and other accounting principles generally accepted in India, has not disclosed the information required to be disclosed in terms of the Listing Regulations, including the manner in which it is to be disclosed, or that it contains any material misstatement.



JSW Steel Limited

Page 2 of 5

6. The accompanying Statement includes unaudited interim financial information/ financial results and other unaudited financial information of 5 subsidiaries, whose interim financial information/ financial results reflect total revenues of Rs. 1,912 crores and Rs. 5,780 crores, total net profit after tax of Rs. 41 crores and total net loss after tax of Rs. 51 crores and total comprehensive income of Rs. 31 crores and total comprehensive loss Rs. 70 crores, for the quarter ended December 31, 2019 and for the period from April 1, 2019 to December 31, 2019, respectively, as considered in the Statement, which have been reviewed by their respective independent auditors.

The Statement also includes the Group's share of net loss after tax of Rs. 30 crores and Rs. 87 crores and total comprehensive loss of Rs. 31 crores and Rs. 90 crores, for the quarter ended December 31, 2019 and for the period from April 1, 2019 to December 31, 2019, respectively, as considered in the Statement, in respect of 4 joint ventures, whose interim financial information/financial results have been reviewed by their respective independent auditors. The independent auditor's reports on interim financial information/ financial results of these entities have been furnished to us by the Management and our conclusion on the Statement, in so far as it relates to the amounts and disclosures in respect of these subsidiaries and joint ventures is based solely on the report of such auditors and procedures performed by us as stated in paragraph 3 above.

7. Certain of these subsidiaries and joint ventures are located outside India whose financial results and other financial information have been prepared in accordance with accounting principles generally accepted in their respective countries and which have been reviewed by other auditors under generally accepted auditing standards applicable in their respective countries. The Holding Company's management has converted the financial results of such subsidiaries and joint ventures located outside India from accounting principles generally accepted in their respective countries to accounting principles generally accepted in India. We have reviewed these conversion adjustments made by the Holding Company's management. Our conclusion in so far as it relates to the balances and affairs of such subsidiaries and joint ventures located outside India is based on the report of other auditors and the conversion adjustments prepared by the management of the Holding Company and reviewed by us.
8. The accompanying Statement of unaudited consolidated financial results include unaudited interim financial information/ financial results and other unaudited financial information in respect of 27 subsidiaries, which have not been reviewed by their auditors, whose interim financial information/ financial results reflect total revenues of Rs. 12 crores and Rs. 78 crores, total net loss after tax of Rs. 53 crores and Rs. 141 crores and total comprehensive loss of Rs. 88 crores and Rs. 220 crores, for the quarter ended December 31, 2019 and for the period from April 1, 2019 to December 31, 2019, respectively, as considered in the Statement.

The Statement also includes the Group's share of net profit after tax of Rs. 3 crores and Rs. 26 crores and total comprehensive income of Rs. 3 crores and Rs. 26 crores, for the quarter ended December 31, 2019 and for the period from April 1, 2019 to December 31, 2019, respectively, as considered in the Statement, in respect of 5 joint ventures, based on their interim financial information/ financial results which have not been reviewed by their auditors. These unaudited interim financial information/ financial results and other unaudited financial information have been approved and furnished to us by the Management and our conclusion on the Statement, in so far as it relates to the affairs of these subsidiaries and joint ventures, is based solely on such unaudited interim financial results and other unaudited financial information.



S R B C & CO LLP

Chartered Accountants

JSW Steel Limited

Page 3 of 5

According to the information and explanations given to us by the Management, these interim financial information/financial results are not material to the Group.

Our conclusion on the Statement in respect of matters stated in para 6, 7 and 8 above is not modified with respect to our reliance on the work done and the reports of the other auditors and the financial results/financial information certified by the Management.

For S R B C & CO LLP

Chartered Accountants

ICAI Firm registration number: 324982E/E300003



per Vikram Mehta

Partner

Membership No.: 105938

UDIN: 20105938AAAAAN7968

Place: Mumbai

Date: January 24, 2020

JSW Steel Limited

Page 4 of 5

**Annexure I - List of entities included in Limited Review Report
Subsidiaries:**

1. JSW Steel (Netherlands) B.V.
2. Periana Holdings, LLC
3. JSW Steel (USA), Inc
4. Planck Holdings, LLC
5. Prime Coal, LLC
6. Purest Energy, LLC
7. Caretta Minerals, LLC
8. Lower Hutchinson Minerals, LLC
9. Periana Handling, LLC
10. Rolling S Augering, LLC
11. Hutchinson Minerals, LLC
12. Keenan Minerals, LLC
13. Meadow Creek Minerals, LLC
14. Peace Leasing, LLC
15. R.C. Minerals, LLC
16. Santa Fe Mining
17. Santa Fe Puerto S.A.
18. JSW Panama Holdings Corporation
19. JSW ADMS Carvao Limitada
20. Inversiones Eurosh Limitada
21. JSW Natural Resources Limited
22. JSW Natural Resources Mozambique Limitada
23. Acero Junction Holdings, Inc
24. JSW Steel (USA) Ohio, Inc.
25. JSW Steel Italy S.r.L
26. JSW Steel Italy Piombino S.p.A (formerly known as Acciaierie e Ferriere di Piombino S.p.A.)
27. GSI Lucchini S.p.A.
28. Piombino Logistics S.p.A. - A JSW Enterprise (formerly known as Piombino Logistics S.p.A.)
29. Nippon Ispat Singapore (PTE) Limited
30. Arima Holdings Limited
31. Erebus Limited
32. Lakeland Securities Limited
33. JSW Steel (UK) Limited
34. Amba River Coke Limited
35. JSW Steel Coated Products Limited
36. JSW Jharkhand Steel Limited
37. JSW Bengal Steel Limited
38. JSW Energy (Bengal) Limited
39. JSW Natural Resources Bengal Limited
40. JSW Natural Resources India Limited
41. Peddar Realty Private Limited
42. JSW Realty & Infrastructure Private Limited
43. JSW Industrial Gases Private Limited
44. JSW Utkal Steel Limited
45. Hasaud Steel Limited
46. JSW Retail Limited
47. Makler Private Limited (w.e.f June 06, 2019)



JSW Steel Limited

Page 5 of 5

48. Piombino Steel Limited (w.e.f June 06, 2019)
49. JSW Vijayanagar Metallica Limited (w.e.f December 24, 2019)
50. Vardhaman Industries Limited (w.e.f December 31, 2019)

Joint ventures:

1. Geo Steel LLC
2. Vijayanagar Minerals Private Limited
3. Rohne Coal Company Private Limited
4. Gourangdih Coal Limited
5. JSW MI Steel Service Center Limited
6. JSW Vallabh Tin Plate Private Limited
7. JSW Severfield Structures Limited
8. JSW Structural Metal Decking Limited
9. Creixent Special Steels Limited (Consolidated)



Steel Limited

Registered Office : JSW Centre, Bandra Kurla Complex, Bandra (East), Mumbai- 400051
CIN: L27102MH1994PLC152925

Statement of Unaudited Consolidated Financial Results for the quarter and nine months ended 31 December 2019

(Rs. in Crores)

Sr. No.	Particulars	Quarter ended			Nine months ended		Year ended
		31.12.2019	30.09.2019	31.12.2018	31.12.2019	31.12.2018	31.03.2019
		Unaudited	Unaudited	Unaudited	Unaudited	Unaudited	Audited
I	Revenue from operations						
	a) Gross sales	17,416	16,737	19,821	53,560	60,662	82,499
	b) Other operating income	389	369	497	1,163	1,727	2,258
	c) Fees for assignment of procurement contract (refer note 1)	250	-	-	250	-	-
	d) Government grant Income -VAT/ GST Incentive relating to earlier years (refer note 3)	-	466	-	466	-	-
	Total Revenue from operations	18,055	17,572	20,318	55,439	62,389	84,757
II	Other Income	127	156	37	424	151	204
III	Total Income (I+II)	18,182	17,728	20,355	55,863	62,540	84,961
IV	Expenses						
	a) Cost of materials consumed	9,177	9,488	11,548	30,055	33,170	43,476
	b) Purchases of stock-in-trade	16	5	193	46	244	320
	c) Changes in inventories of finished goods, work-in-progress and stock-in-trade	860	(83)	(1,647)	(276)	(2,284)	(590)
	d) Employee benefits expense	709	653	667	2,121	1,788	2,489
	e) Finance costs	1,060	1,127	1,021	3,229	2,871	3,917
	f) Depreciation and amortisation expense	1,055	1,057	1,078	3,138	2,957	4,041
	g) Power and fuel	1,493	1,549	1,905	4,744	5,409	7,053
	h) Other expenses	3,349	3,229	3,151	9,851	9,550	13,057
	Total expenses (IV)	17,719	17,025	17,916	52,908	53,705	73,763
V	Profit before share of profit/(loss) of joint ventures (net) (III-IV)	463	703	2,439	2,955	8,835	11,198
VI	Share of profit/(loss) of joint ventures (net)	(27)	(15)	(16)	(61)	3	(30)
VII	Profit before tax (V-VI)	436	688	2,423	2,894	8,838	11,168
VIII	Tax expense						
	a) Current tax	47	128	604	658	2,033	2,473
	b) Deferred tax (refer note 4)	202	(1,976)	216	(1,495)	776	1,171
	Total tax expenses	249	(1,848)	820	(837)	2,809	3,644
IX	Net Profit for the period / year (VII-VIII)	187	2,536	1,603	3,731	6,029	7,524
X	Other comprehensive income (OCI)						
	(A) (i) Items that will not be reclassified to profit or loss	41	(23)	65	(43)	(57)	(21)
	(ii) Income tax relating to items that will not be reclassified to profit or loss	1	1	4	3	5	7
	(B) (i) Items that will be reclassified to profit or loss	(1)	(275)	596	(286)	(76)	(24)
	(ii) Income tax relating to items that will be reclassified to profit or loss	(5)	67	(201)	65	(3)	(12)
	Total other comprehensive income/(loss)	36	(230)	464	(261)	(131)	(50)
XI	Total comprehensive income for the period / year (Comprising Profit and Other comprehensive income for the period/year) (IX+X)	223	2,306	2,067	3,470	5,898	7,474
XII	Net Profit / (loss) for the period/year attributable to:						
	-Owners of the Company	211	2,560	1,624	3,799	6,116	7,639
	-Non-controlling interests	(24)	(24)	(21)	(68)	(87)	(115)
		187	2,536	1,603	3,731	6,029	7,524
XIII	Other comprehensive income / (loss)						
	-Owners of the Company	39	(217)	448	(247)	(103)	(24)
	-Non-controlling interests	(3)	(13)	16	(14)	(28)	(26)
		36	(230)	464	(261)	(131)	(50)
XIV	Total comprehensive income / (loss) for the period/year attributable to:						
	-Owners of the Company	250	2,343	2,072	3,552	6,013	7,615
	-Non-controlling interests	(27)	(37)	(5)	(82)	(115)	(141)
		223	2,306	2,067	3,470	5,898	7,474
XV	Paid up Equity Share Capital (face value of Re. 1 per share)	240	240	240	240	240	240
XVI	Other Equity excluding Revaluation Reserves						34,494
XVII	Earnings per equity share (not annualised)						
	Basic (Rs.)	0.88	10.66	6.76	15.81	25.43	31.77
	Diluted (Rs.)	0.87	10.59	6.72	15.72	25.30	31.60

SIGNED FOR IDENTIFICATION
 BY 15.81 25.43 31.77
 15.72 25.30 31.60

SRBC & CO LLP
MUMBAI

N

Notes

1. During the quarter, the Company received an amount of Rs. 250 crores as consideration from a vendor for assignment of its long term supply contract in favor of a third party with same terms and conditions over the remaining term of the contract and have accordingly recognised one-time income in relation to the same.
2. Pursuant to the Corporate insolvency resolution process under the Insolvency Bankruptcy Code, the resolution plan submitted by the Company for Vardhman Industries Limited (VIL) was approved, by the Hon'ble National Company Law Tribunal (NCLT), New Delhi, by its order dated 19 December 2018 and as clarified by its order dated 16 April 2019 and by the Hon'ble National Company Law Appellate Tribunal (NCLAT) by its order dated 4 December 2019 and as clarified by its order dated 11 December 2019.

The Company completed the acquisition of VIL on 31 December 2019 by infusing Rs. 63.50 crores in VIL in lieu of equity shares and compulsorily convertible debentures (CCDs) issued by VIL. Accordingly, VIL has become a wholly owned subsidiary of the Company. Consequently, the shareholding of the Group in the joint venture, JSW Vallabh Tin Plate Limited has increased from 50% to 73.55%.

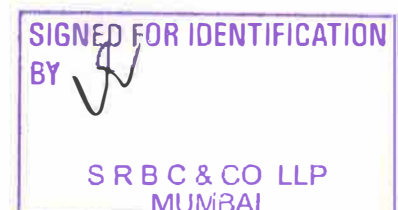

As per IND AS 103, the above consideration has been allocated on a provisional basis, pending final determination of the fair value of the acquired assets and liabilities. Based on the provisional assessment, Capital Reserve arising on this acquisition is not material.

VIL is mainly engaged in the manufacturing and marketing of Colour Coated Coils & Sheets and has a production capacity of 3,000 tonnes per month with manufacturing facility located at Rajpura, Patiala (Punjab).

3. The Company units at Dolvi in Maharashtra and Vijayanagar in Karnataka are eligible for incentives under the respective State Industrial Policy and have been availing incentives in the form of VAT deferral / CST refunds historically. The Company currently recognises income for such government grants based on the State Goods & Service Tax rates instead of VAT rates, in accordance with the relevant notifications issued by the State of Maharashtra and the State of Karnataka post implementation of Goods & Services Tax (GST). During October 2019, the Company has received an in-principle approval for eligibility from the Government of Maharashtra in response to the application filed by the Company for incentive under PSI Scheme 2007 on its investment for expansion from 3.3 MTPA to 5 MTPA at Dolvi unit for the period beginning May 2016 onwards.

Accordingly, the Company had recognized grant income in the previous quarter including Rs. 466 crores in relation to earlier years. The said amount relating to earlier years have been disclosed separately as "Government grant Income –VAT/ GST Incentive relating to earlier years" in the above results.

4. Pursuant to the Taxation Law (Amendment) Ordinance, 2019 ('Ordinance') issued by Ministry of Law and Justice (Legislative Department) on 20 September 2019 which is effective 1 April 2019, domestic companies have the option to pay corporate income tax rate at 22% plus applicable surcharge and cess ('New tax rate') subject to certain conditions.



In the quarter ended 30 September 2019, the Group has made an assessment of the impact of the Ordinance and certain components of the Group have decided to continue with the existing tax structure until utilisation of accumulated minimum alternative tax (MAT) credit. However, in accordance with the accounting standards, the Group has also evaluated the outstanding deferred tax liability, and written back an amount of Rs. 2,207 crores to the Consolidated Statement of Profit and Loss. This is arising from the re-measurement of deferred tax liability that is expected to reverse in future when the Group would migrate to the new tax regime.

Further, certain components of the Group have opted for the new tax rate from financial year 2019-20 which has resulted into a reversal of deferred tax liabilities amounting to Rs. 109 crores during the quarter ended 30 September 2019.

5. The Company submitted the Resolution Plan in respect of Bhushan Power and Steel Limited (BPSL), a company currently undergoing insolvency resolution process under the provisions of the Insolvency Bankruptcy Code. The BPSL Committee of Creditors approved the BPSL Resolution Plan and the BPSL Resolution Professional issued the Letter of Intent to the Company on 11 February 2019, which was duly accepted by the Company.

The National Company Law Tribunal (NCLT) has, by its order dated 5 September 2019, approved the Resolution plan for BPSL, however with certain modifications besides not granting certain reliefs sought by the Company. The Company has filed an appeal before the National Company Law Appellate Tribunal (NCLAT) against the Order and the hearings in the matter at the NCLAT is currently under process and the next hearing is scheduled on 31 January 2020.

6. The Group is majorly in the business of manufacturing steel products and hence has only one reportable operating segment as per IND AS 108 - Operating Segments.
7. Previous period/year figures have been re-grouped /re-classified wherever necessary.
8. The above results have been reviewed by the Audit committee and approved by the Board of Directors at their meetings held on 23 January 2020 and 24 January 2020 respectively. The Statutory Auditors have carried out a Limited Review of the results for the quarter and nine months ended 31 December 2019.

For JSW Steel Limited



Seshagiri Rao M.V.S
Jt. Managing Director & Group CFO
24 January 2020



JSW Steel declares 3Q FY 2019-20 Results

Mumbai, India: JSW Steel Limited (“JSW Steel” or the “Company”) today reported its results for the Third Quarter and the Nine Months ended 31st Dec, 2019 (“3Q FY2020” or the “Quarter” and “9M FY2020” or the “Nine Months”).

Key highlights of the quarter:**Standalone Performance:**

- Crude Steel production: 4.02 million tonnes
- Saleable Steel sales: 4.03 million tonnes
- Revenue from operations: ₹15,767 crores
- Operating EBITDA: ₹ 2,667 crores
- PAT: ₹ 691 crores

Consolidated Performance:

- Saleable Steel sales: 4.03 million tonnes
- Revenue from operations: ₹18,055 crores
- Operating EBITDA: ₹ 2,451 crores
- PAT: ₹ 187 crores

Crude steel production during the quarter stood at 4.02 million tonnes, up by 5% QoQ (2QFY20 production was impacted by severe monsoon, planned shutdown and weak demand). Production in the quarter was lower by 5% YoY due to extended monsoon which impacted operations at both Dolvi and Vijayanagar.

After a weak momentum during the first half of the year, the current quarter witnessed a turnaround in business sentiment and better liquidity conditions, driving an overall improvement in steel demand and pricing from November onwards. A large part of this demand improvement is from the infrastructure and construction sectors. Following a period of prolonged inventory adjustment (destocking) in the first half, the initial spurt in demand was driven by restocking in the supply chain. As a result, the Company was able to liquidate a large part of the inventory that was accumulated in the first half, primarily by selling more in the domestic markets.

Domestic shipments increased by 25% QoQ – aided by a 33% QoQ surge in sales to the retail segment. Even though overall automotive demand remained subdued in the quarter, the Company’s sales to the automotive segment increased by 10% QoQ.

Consolidated saleable steel sales for the quarter increased by 11% YoY and 13% QoQ to 4.03 million tonnes. The share of Value Added and Special Products in the overall shipments stood at 50%, during the quarter (from 46% in 2QFY20), and exports accounted for 24% of shipments (vs 31% in 2QFY20).

Standalone Performance:

The details of production and sales volumes are as under:

Particulars	(Million tonnes)					
	3Q FY2020	3Q FY2019	%YOY	9M FY2020	9M FY2019	%YOY
Production: Crude Steel	4.02	4.23	-5%	12.09	12.52	-3%
Sales:						
- Rolled: Flat	2.98	2.61	14%	8.22	8.21	-
- Rolled: Long	0.88	0.89	-2%	2.66	2.65	-
- Semis	0.18	0.17	2%	0.50	0.60	-17%
Total	4.03	3.68	10%	11.38	11.46	-1%

Despite a 10% increase in shipments, the Company’s revenue from operations during the quarter stood at ₹15,767 crores, a decline of 15% YoY. This was mainly due to weaker steel prices in both domestic and export markets.

Operating EBITDA for the quarter declined by 41% YoY to ₹2,667 crores with EBITDA margin at 16.9%. Even though prices of key raw materials like iron ore (aided by supplies from captive iron ore mines) and coal were lower, and there was an overall improvement in operating efficiencies, sharply lower steel pricing and realisations dragged margins. Operating EBITDA for this quarter includes a consideration of ₹ 250 crores (already received) from a vendor as fees for assignment of a procurement contract pertaining to the supply of industrial gases.

The Company reported a net profit of ₹ 691 crores for the quarter.

The Company's net gearing (Net Debt to Equity) stood at 1.15x at the end of the quarter (vs 1.19x at the end of Q2 FY2020) and Net Debt to EBITDA stood at 3.23x (vs 2.90x at the end of Q2 FY2020).

Subsidiaries' Performance:

JSW Steel Coated Products:

During the quarter, JSW Steel Coated Products registered a production volume of 0.47 million tons and sales volume of 0.52 million tonnes. Revenue from operations and operating EBITDA for the quarter stood at ₹2,982 crores and ₹134 crores respectively. Net Profit after Tax stood at ₹ 50 crores for the quarter.

US Plate and Pipe Mill:

The US based Plate and Pipe Mill facility produced 70,479 net tonnes of Plates and 14,669 net tonnes of Pipes, operating at a capacity utilization of 29% and 11%, respectively, during the quarter. Sales volumes stood at 52,749 net tonnes of Plates and 11,328 net tonnes of Pipes. It reported EBITDA loss of \$12.6 million for the quarter, mainly due to lower realization and inventory write-down of ~\$1.77 million.

JSW Steel USA Ohio (Acero):

The US based HR coil manufacturing facility produced 74,272 net tonnes of HRC during the quarter. Sales volumes for the quarter stood at 58,611 net tonnes. It reported EBITDA loss of \$25.19 million for the quarter, which includes an inventory write-down of \$2.02 million.

JSW Steel Italy (Aferpi):

The Italy based Rolled long products manufacturing facility produced 174,523 tonnes and Sold 156,677 tonnes during the quarter. It reported EBITDA loss of 9.95 million Euros for the quarter.

Consolidated Financial Performance:

Revenue from operations declined by 11% YoY to ₹18,055 crores for the quarter and Operating EBITDA stood at ₹2,451 crores.

The Net Profit after Tax for the quarter was ₹187 crores, after incorporating the financials of subsidiaries and joint ventures.

The Company's consolidated Net gearing (Net Debt to Equity) stood at 1.35x at the end of the quarter (as against 1.36x at the end of Q2 FY2020) and Net Debt to EBITDA stood at 3.71x (as against 3.23x at the end of Q2 FY2020).

Weighted average cost of borrowings as of Dec 2019 was at 6.52% vs 7.02% as of March 2019, implying a cumulative reduction of 50bps over the last nine months.

Projects update:

Key capex projects viz. augmenting the crude steel capacity at Dolvi works from 5 to 10 MTPA, 12 to 13MTPA expansion (except BF-3 enhancement) at Vijayanagar works, capacity expansion of CRM-1 complex at Vijayanagar works and certain other downstream projects are under advanced stages of implementation.

The monsoon season in 2019 in India turned out to be both severe (higher rainfall) and prolonged (lasted longer). Heavy and extended rainfall impacted not only operations, but also the construction and ongoing project activities at all locations. Further, performance delivery of certain key contractors is being impacted by a shortage of skilled manpower availability. Consequently, the commissioning of certain projects is likely to be completed upto 3-6 months behind original scheduled timelines.

The new 5MTPA capacity at Dolvi Works is now expected to be commissioned during the first half of FY2021 (from March 2020 earlier).

Mining update:

Production from the four operating captive iron ore mines in Karnataka stood at 1.22mt in the quarter and 3.26mt in 9M FY20. Subsequently, Rama mine in Karnataka has already commenced operations in January 2020, and the Ubbalagundi mine is expected to commence operations soon.

M&A update:

The company completed the acquisition of Vardhman Industries Limited (VIL) pursuant to the approval of the resolution plan by the Hon'ble National Company Law Appellate Tribunal (NCLAT) in December 2019 for a total consideration of ₹63.50 crores. Accordingly, VIL has become a wholly owned subsidiary of the Company. Consequently, the shareholding of the Group in the joint venture, JSW Vallabh Tin Plate Limited has increased from 50% to 73.55%.

VIL is mainly engaged in the manufacturing and marketing of Colour Coated Coils & Sheets and has a production capacity of 36,000 TPA with manufacturing facility located at Rajpura, Patiala (Punjab).

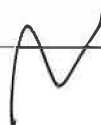
Outlook

The IMF expects global GDP growth for CY 2020 at 3.3% (up from 2.9% in 2019), driven by a combination of factors – notably, easing of trade frictions and synchronised monetary and fiscal measures across the globe. The US economy continues to witness strong consumer spending and a buoyant housing market. Going ahead, some moderation is expected in consumer spending, while, fading away of trade tensions is likely to improve business sentiment and support moderate expansion in the US manufacturing sector. The Euro area growth remains weak, but economic activities are expected to modestly pick up on the back of easing trade conflicts, political stability and the accommodative policy stance of the European Central Bank. Growth in Japan is likely to revive as the fresh round of fiscal measures kick in. As expected, Chinese growth is stable on the back of appropriate fiscal and monetary measures. Looking ahead into the CY 2020, policymakers are likely to facilitate proactive fiscal and monetary measures to mitigate the downward pressure on the Chinese economy.

Overall, global growth is expected to stabilize as trade frictions have partially eased. The impact of synchronized policy measures are likely to support expansion in CY 2020. On the other hand, heightened geopolitical tension poses risk to this outlook.

Global steel spreads remained under pressure during the beginning of the quarter and hit lows during the month of October. A modest recovery in the month of November, was followed by a strong momentum into December and January. The recovery is being driven by supply side adjustments and a modest pickup in steel demand.

In India, the IIP and Manufacturing PMI prints have improved from the recent lows, signalling an improvement in business confidence and slight improvement in credit availability. The economy is still not completely out of woods as consumer sentiment remains subdued given weaker growth in the automotive and consumer durable volumes.



The Indian Government has undertaken a series of measures, most notably the recently announced ₹102 trillion spend plan on the National Infrastructure Pipeline (NIP) over the next 5 years. A significant portion of this spend is attributed towards building roads, construction of urban and rural housing, modernising or expanding railways – all of which bodes well for the outlook of steel demand. The budgeted spend for NIP is likely to support a recovery in the GFCF cycle, from its recent lows. Overall, supportive fiscal and monetary measures are likely to revive business and consumer sentiment.

The Indian steel sector is expected to grow significantly on the back of various initiatives of the Government pertaining to the domestic infrastructure and supportive monetary policies.

About JSW Steel Ltd.: JSW Steel Ltd. is the flagship company of the diversified US\$ 14 billion JSW Group which has a leading presence in sectors such as steel, energy, infrastructure, cement, sports among others. From a single manufacturing unit in the early 1980s, JSW Steel Ltd, today, is one of the foremost integrated steel company in India with an installed capacity of 18 MTPA, and has plans to scale it up in India and overseas. JSW Steel's manufacturing facility at Vijayanagar, Karnataka is the largest single location steel-producing facility in India with a capacity of 12 MTPA. The Company has been at the forefront of state-of-the-art, cutting-edge technology, research and innovation while laying the foundation for long-term growth. Strategic collaborations with global technology leaders to offer high-value special steel products for various applications across construction, automobile, appliances and other sectors. JSW Steel Ltd. has been widely recognised for its business and operational excellence. Key awards include Deming Prize for Total Quality Management at Vijayanagar (2018), DJSI RobecoSAM Sustainability Industry Mover Award (2018) among others.

Forward looking and Cautionary Statements:

Certain statements in this release concerning our future growth prospects are forward looking statements, which involve a number of risks, and uncertainties that could cause actual results to differ materially from those in such forward looking statements. The risks and uncertainties relating to these statements include, but are not limited to, risks and uncertainties regarding fluctuations in earnings, our ability to manage growth, intense competition within Steel Industry including those factors which may affect our cost advantage, wage increases in India, our ability to attract and retain highly skilled professionals, time and cost overruns on fixed-price, fixed-time frame contracts, client

N

concentration, restrictions on immigration, our ability to manage our internal operations, reduced demand for steel, our ability to successfully complete and integrate potential acquisitions, liability for damages on our service contracts, the success of the companies in which – has made strategic investments, withdrawal of fiscal governmental incentives, political instability, legal restrictions on raising capital or acquiring companies outside India, unauthorized use of our intellectual property and general economic conditions affecting our industry. The Company does not undertake to update any forward looking statements that may be made from time to time by or on behalf of the Company.

Media contact:

JSW Group Corporate Communications

Frederick Castro

Mobile: +91 99206 65176

Email: frederick.castro@jsw.in

Mithun Roy

Mobile: +91 98190 00967

Email: mithun.roy@jsw.in

