

## Parul Choksey

4<sup>th</sup> Floor "Geetanjali", 9 N Gamadia Road, Off. Pedder Road, Mumbai 400 026.

---

Date: 10-09-2020

To,

BSE Limited Department of Listing, P. J. Towers, Dalal Street, Mumbai – 400 001  Scrip Code: 523694	National Stock Exchange of India Limited Exchange Plaza, Bandra-Kurla Complex, Bandra (East), Mumbai - 400 051  Symbol: APCOTEXIND
--	--

### **Sub:- Disclosure under regulation 29(2) of SEBI (Substantial Acquisition of Shares and Takeovers) Regulations, 2011**

Notice is hereby given that under Regulation 29(2) of SEBI (Substantial Acquisition of Shares and Takeovers) Regulations, 2011 that I, Mrs. Parul Choksey, promoter of Apcotex Industries Ltd (Apcotex), has acquired/purchased 5000 shares of Apcotex from 08-09-2020 to 09-09-2020 through Market Purchase/open market on BSE Ltd.

Subsequent to the aforesaid I, Mrs. Parul Choksey holds in aggregate 73,94,402 shares (i.e 14.26%) in Apcotex.

Please find enclosed the information in the prescribed format. You are requested to take the same on records.

Thanking you,



Parul Choksey  
Promoter

Encl. as above




CC:

Apcotex Industries Limited  
49-53 Mahaveer Centre, Plot no. 77,  
Sector 17, Vashi, Navi Mumbai - 400 703

**Format for disclosures under Regulation 29(2) of SEBI (Substantial Acquisition of Shares and Takeovers) Regulations, 2011**

Name of the Target Company (TC)	Apcotex Industries Limited		
Name(s) of the acquirer and Persons Acting in Concert (PAC) with the acquirer	M/s. Abhiraj Choksey HUF, Mr. Atul Choksey and Mrs Parul Choksey (All the existing promoter/promoter group/ PAC remains as PAC)		
Whether the acquirer belongs to Promoter/Promoter group	Yes		
Name of the stock exchange where shares of the TC are listed	BSE (Scrip Code – 523694) National Stock Exchange of India Limited (Scrip Symbol – APCOTEXIND)		
Details of acquisition as follows	Number	% w.r.t. total share/voting capital wherever applicable(*)	% w.r.t. total diluted share/voting capital of the TC (**)
<p><b>Before the acquisition under consideration, holding of acquirer along with PACs of:</b></p> <p>a) Shares carrying voting rights</p> <p>b) Shares in the nature of encumbrance (pledge/ lien/ non-disposal undertaking/ others)</p> <p>c) Voting rights (VR) otherwise than by equity shares</p> <p>d) Warrants/convertible securities/any other instrument that entitles the acquirer to receive shares carrying voting rights in the TC (specify holding in each category)</p> <p>e) Total (a+b+c+d)</p>	<b>As per Annexure 1</b>		
<p><b>Details of acquisition:</b></p> <p>a) Shares carrying voting rights acquired</p> <p>b) VRs acquired otherwise than by equity shares</p> <p>c) Warrants/convertible securities/any other instrument that entitles the acquirer to receive shares carrying voting rights in the TC (specify holding in each category) acquired</p> <p>d) Shares in the nature of encumbrance (pledge/ lien/non-disposal undertaking/ others)</p> <p>e) Total (a+b+c+/-d)</p>	<b>As per Annexure 2</b>		

<b>After the acquisition, holding of acquirer along with PACs of:</b> <ul style="list-style-type: none"> <li>a) Shares carrying voting rights</li> <li>b) VRs otherwise than by equity shares</li> <li>c) Warrants/convertible securities/any other instrument that entitles the acquirer to receive shares carrying voting rights in the TC (specify holding in each category) after acquisition</li> <li>d) Shares in the nature of encumbrance (pledge/lien/non-disposal undertaking/ others)</li> <li>e) Total (a+b+c+d)</li> </ul>	<b>As per Annexure 3</b>
Mode of acquisition (e.g. open market / public issue / rights issue / preferential allotment / inter-se Transfer/encumbrance, etc.)	Market Purchase/open market on BSE Ltd.
Salient features of the securities acquired including time till redemption, ratio at which it can be converted into equity shares, etc.	Not Applicable
Date of acquisition of/ date of receipt of intimation of Allotment of shares / VR/ warrants/convertible securities/any other instrument that entitles the acquirer to receive shares in the TC.	From 08-09-2020 to 09-09-2020
Equity share capital / total voting capital of the TC before the said acquisition	Rs.10,36,89,920 (5,18,44,960 equity shares of Rs.2/- each)
Equity share capital/ total voting capital of the TC after the said acquisition	Rs.10,36,89,920 (5,18,44,960 equity shares of Rs.2/- each)
Total diluted share/voting capital of the TC after the said acquisition	Rs.10,36,89,920 (5,18,44,960 equity shares of Rs.2/- each)

		
<b>For Abhiraj Choksey HUF</b>	<b>Atul Choksey</b>	<b>Parul Choksey</b>
<b>Promoter</b>	<b>Promoter</b>	<b>Promoter</b>
<b>Place - Mumbai</b>	<b>Place - Mumbai</b>	<b>Place - Mumbai</b>
<b>10-09-2020</b>	<b>10-09-2020</b>	<b>10-09-2020</b>

**Note:**

(\* ) Total share capital/ voting capital to be taken as per the latest filing done by the company to the Stock Exchange under 31(1)(b) of the SEBI (Listing Obligations and Disclosure Requirements) Regulations, 2015.

(\*\* ) Diluted share/voting capital means the total number of shares in the TC assuming full conversion of the outstanding convertible securities/warrants into equity shares of the TC.

**Annexure – 1 - Details of Shareholding of Promoters/Promoters group and person acting in concert before acquisition through Market Purchase/open market**

Sr. No.	Name of the Shareholders	No. of shares	% w.r.t total share/voting capital wherever applicable (*)	% w.r.t. total diluted share/voting capital of the TC (**)
1	Atul Choksey	7,907,373	15.25	15.25
2	Parul Atul Choksey	7,389,402	14.25	14.25
3	Abhiraj Choksey	6,849,840	13.22	13.22
4	Devanshi Anant Veer Jalan	5,705,944	11.01	11.01
5	Rita Ashok Parekh	265,950	0.51	0.51
6	Amit Champaklal Choksey	172,275	0.33	0.33
7	Namrata Nihal Doshi	142,690	0.28	0.28
8	Ankita Rohan Khatau	135,220	0.26	0.26
9	Priti Amit Choksey	117,835	0.23	0.23
10	Amit Champaklal Choksey HUF	102,850	0.20	0.20
11	Biyash Abhiraj Choksey	90,000	0.17	0.17
12	Girish Champaklal Choksey	44,500	0.09	0.09
13	Abhiraj Atul Choksey HUF	42,432	0.08	0.08
14	Ankur Girish Choksey	34,000	0.07	0.07
15	Prashant Girish Choksey	33,000	0.06	0.06
16	Sunita Girish Choksey	23,000	0.04	0.04
17	Devaki Anand Trivedi	16,000	0.03	0.03
18	Janaki Ashok Parekh	12,000	0.02	0.02
19	Abhiraj Trading And Investment Pvt Ltd	291,170	0.56	0.56
20	Apco Enterprises LLP	0	0	0
21	Bhuvanray Investments And Trading Company Pvt Ltd	249,460	0.48	0.48
22	Aquamarine Trading & Investments Pvt Ltd	247,000	0.48	0.48
23	Gauriputra Investments And Trading Company Pvt Ltd	131,000	0.25	0.25
24	Hmp Minerals Pvt Ltd	48,310	0.09	0.09
25	Jareepa Trading LLP	21,500	0.04	0.04
26	Haridwar Trading LLP	21,500	0.04	0.04
27	Colortek India Limited	21,893	0.04	0.04
28	Choksey Chemicals Private Ltd	690	0.00	0.00
		<b>30,116,834</b>	<b>58.09</b>	<b>58.09</b>

**Note:**

(\*) Total share capital/ voting capital to be taken as per the latest filing done by the company to the Stock Exchange under 31(1)(b) of the SEBI (Listing Obligations and Disclosure Requirements) Regulations, 2015.

(\*\*) Diluted share/voting capital means the total number of shares in the TC assuming full conversion of the outstanding convertible securities/warrants into equity shares of the TC.

**Annexure – 2 - Details of acquisition of Shares / voting right**

Sr. No.	Name of the Shareholders	No. of shares	% w.r.t total share/voting capital wherever applicable (*)	% w.r.t. total diluted share/voting capital of the TC (**)
1	Atul Choksey	5000	0.01	0.01
2	Parul Atul Choksey	5000	0.01	0.01
3	Abhiraj Choksey			
4	Devanshi Anant Veer Jalan			
5	Rita Ashok Parekh			
6	Amit Champaklal Choksey			
7	Namrata Nihal Doshi			
8	Ankita Rohan Khatau			
9	Priti Amit Choksey			
10	Amit Champaklal Choksey HUF			
11	Biyash Abhiraj Choksey			
12	Girish Champaklal Choksey			
13	Abhiraj Atul Choksey HUF	5000	0.01	0.01
14	Ankur Girish Choksey			
15	Prashant Girish Choksey			
16	Sunita Girish Choksey			
17	Devaki Anand Trivedi			
18	Janaki Ashok Parekh			
19	Abhiraj Trading And Investment Pvt Ltd			
20	Apco Enterprises LLP			
21	Bhuvantray Investments And Trading Company Pvt Ltd			
22	Aquamarine Trading & Investments Pvt Ltd			
23	Gauriputra Investments And Trading Company Pvt Ltd			
24	Hmp Minerals Pvt Ltd			
25	Jareepa Trading LLP			
26	Haridwar Trading LLP			
27	Colortek India Limited			
28	Choksey Chemicals Private Ltd			
		<b>15000</b>	<b>0.03</b>	<b>0.03</b>

**Note:**

(\*) Total share capital/ voting capital to be taken as per the latest filing done by the company to the Stock Exchange under 31(1)(b) of the SEBI (Listing Obligations and Disclosure Requirements) Regulations, 2015.

(\*\*) Diluted share/voting capital means the total number of shares in the TC assuming full conversion of the outstanding convertible securities/warrants into equity shares of the TC.

**Annexure – 3 - Details of Shareholding of Promoters/Promoters group and person acting in concert after acquisition of shares**

Sr. No.	Name of the Shareholders	No. of shares	% w.r.t total share/voting capital wherever applicable (*)	% w.r.t. total diluted share/voting capital of the TC (**)
1	Atul Choksey	7,912,373	15.26	15.26
2	Parul Atul Choksey	7,394,402	14.26	14.26
3	Abhiraj Choksey	6,849,840	13.22	13.22
4	Devanshi Anant Veer Jalan	5,705,944	11.01	11.01
5	Rita Ashok Parekh	265,950	0.51	0.51
6	Amit Champaklal Choksey	172,275	0.33	0.33
7	Namrata Nihal Doshi	142,690	0.28	0.28
8	Ankita Rohan Khatau	135,220	0.26	0.26
9	Priti Amit Choksey	117,835	0.23	0.23
10	Amit Champaklal Choksey HUF	102,850	0.20	0.20
11	Biyash Abhiraj Choksey	90,000	0.17	0.17
12	Girish Champaklal Choksey	44,500	0.09	0.09
13	Abhiraj Atul Choksey HUF	47,432	0.09	0.09
14	Ankur Girish Choksey	34,000	0.07	0.07
15	Prashant Girish Choksey	33,000	0.06	0.06
16	Sunita Girish Choksey	23,000	0.04	0.04
17	Devaki Anand Trivedi	16,000	0.03	0.03
18	Janaki Ashok Parekh	12,000	0.02	0.02
19	Abhiraj Trading And Investment Pvt Ltd	291,170	0.56	0.56
20	Apco Enterprises LLP	0	0	0
21	Bhuvantray Investments And Trading Company Pvt Ltd	249,460	0.48	0.48
22	Aquamarine Trading & Investments Pvt Ltd	247,000	0.48	0.48
23	Gauriputra Investments And Trading Company Pvt Ltd	131,000	0.25	0.25
24	Hmp Minerals Pvt Ltd	48,310	0.09	0.09
25	Jareepa Trading LLP	21,500	0.04	0.04
26	Haridwar Trading LLP	21,500	0.04	0.04
27	Colortek India Limited	21,893	0.04	0.04
28	Choksey Chemicals Private Ltd	690	0.00	0.00
		<b>30,131,834</b>	<b>58.12</b>	<b>58.12</b>

**Note:**

(\*) Total share capital/ voting capital to be taken as per the latest filing done by the company to the Stock Exchange under 31(1)(b) of the SEBI (Listing Obligations and Disclosure Requirements) Regulations, 2015.

(\*\*) Diluted share/voting capital means the total number of shares in the TC assuming full conversion of the outstanding convertible securities/warrants into equity shares of the TC.