



HYPERSOFT

TECHNOLOGIES LIMITED

CIN-L29309TG1983PLC003912

To
Dept. of Corporate Services-Listing
BSE Limited
P.J. Towers, Dalal Street,
Mumbai - 400001, India

Date: 11th August 2023

Dear Sir,

Sub: Regulation 33 of the Securities and Exchange Board of India (Listing Obligations and Disclosure Requirements) Regulations, 2015 - Un-Audited Financial Results for the Quarter ended 30th June 2023.

Ref: Scrip Code: 539724

With reference to the cited subject, we submit that Board of Directors, at their meeting held on Friday, the 11th day of August 2023 at 11:30 A.M. at the registered office of the Company, has inter-alia, considered and approved the following:

1. Consider and approve the Un-Audited Financial Results of the Company for the quarter ended 30th June 2023.

Kindly find enclosed the Results along with the Limited Review Report of the Company for the quarter ended 30th June 2023.

The meeting was concluded at 12:30 P.M.

This is for your information and records.

Thanking You,

Yours Truly,

For HYPERSOFT TECHNOLOGIES LIMITED

Feroz Russi Bhote

Managing Director

(Feroz Russi Bhote)

Managing Director

DIN:00156590



**UN-AUDITED FINANCIAL STATEMENT OF ASSETS & EQUITY AND LIABILITIES
FOR THE PERIOD ENDED ON 30-06-2023**

Particulars	Note No	Period ended on June 30,2023	As at March 31,2023
		UN-AUDITED	AUDITED
ASSETS			
Non-current assets			
Property, plant and equipment	2	185.98	187.16
Other Intangible Assets	2	0.55	0.55
Financial assets			
(i) Other financial assets	3	3.07	3.07
Deferred tax Assets (Liabilities) (net)	4	5.65	5.65
Total non-current assets		195.25	196.43
Current Assets			
Inventories	5	37.00	37.00
Financial assets			
i) Trade receivables	6	11.61	9.22
ii) Cash and cash equivalents	7	0.62	5.60
iii) Other Bank balances	8	115.27	115.27
iii) Loans	9	-	-
iv) Other financial assets	10	2.05	0.49
Current Tax assets	11	7.63	6.21
Other current assets	12	2.95	3.59
Total current assets		177.13	177.37
TOTAL ASSETS		372.38	373.80
EQUITY AND LIABILITIES:			
Equity			
Equity share capital	13	449.22	449.22
Other equity	14	(128.60)	(126.25)
Total equity		320.62	322.97
Liabilities			
Non-current liabilities			
Financial liabilities			
(i) Borrowings		0.00	0.00
(ii) Other financial liabilities	15	0.00	0.00
Provisions	16	25.24	22.70
Total non-current liabilities		25.24	22.70
Current liabilities			
Financial liabilities			
(i) Borrowings	17	15.43	13.89
(ii) Trade payables	18	1.84	2.81
(iii) Other financial liabilities	19	2.84	2.36
Provisions	20	4.14	6.90
Other current liabilities	21	2.27	2.17
Total current liabilities		26.52	28.14
Total liabilities		51.76	50.83
Total equity and liabilities		372.38	373.80
Significant Accounting Policies			

For Hypersoft Technologies Limited

For and on behalf of the Board


Managing Director

Place: Hyderabad
Date : 11-08-2023



FEROZ RUSSI BHOTE
Managing Director

UN-AUDITED - FINANCIAL STATEMENT OF PROFIT AND (LOSS)
FOR THE PERIOD ENDED ON 30-06-2023

PARTICULARS	NOTE NOS	PERIOD	YEAR ENDED
		ENDED	ENDED
		JUN 30, 2023	MARCH 31, 2023
		UN-AUDITED	AUDITED
INCOME:			
Revenue from operations	22	24.60	86.95
Other income	23	1.57	9.05
Total Income		26.17	96.00
EXPENSES:			
Cost of material consumed		-	-
Changes in inventories of finished goods	24	-	4.00
Stock-in-Trade and work-in-progress		-	-
Employee benefit expenses	25	13.86	58.13
Depreciation and amortisation expenses	26	1.19	4.74
Other expenses	27	13.20	37.01
Finance cost	28	0.27	0.49
Total expenses		28.52	104.37
PROFIT BEFORE TAX & EXCEPTIONAL ITEMS		(2.35)	(8.37)
Exceptional Items		-	-
Profit /(Loss) before Tax		(2.35)	(8.37)
Current tax		-	0.00
Deferred tax		-	2.86
Total tax expenses		-	2.86
PROFIT FOR THE YEAR		(2.35)	(11.23)
Other comprehensive income			
Items should not be reclassified to profit or loss			2.09
Remeasurement of the net defined benefit liability /asset, net		-	(0.52)
Income tax relating to these items		-	1.57
Other comprehensive income for the year net of tax		0.00	1.57
Total comprehensive income for the year		(2.35)	(9.66)
Earnings per equity share for profits from operations attributable to the owners of the Company			
Basic earnings per share in Rupees		(0.06)	(0.26)
Diluted earnings per share in Rupees		(0.06)	(0.26)
		For Hypersoft Technologies Limited For and on behalf of the Board <i>[Signature]</i> Managing Director	
Place: Hyderabad		FEROZ RUSSI BHOTE Managing Director	
Date : 11-08-2023			

HYPERSOFT TECHNOLOGIES LIMITED		
CASH FLOW STATEMENT FOR THE PERIOD ENDED 30TH JUNE, 2023		
PARTICULARS	30TH JUNE, 2023	31ST MARCH, 2023
	UN-AUDITED RS.	AUDITED RS.
CASH FLOW FROM OPERATING ACTIVITIES		
Net Profit / (Loss) Before Tax	-2.35	-8.37
Adjustments to reconcile net cash provided by operating activities :		
Depreciation	1.19	4.74
Interest Expenses	0.27	0.49
Interest Income	-1.57	-5.76
Exceptional Items	-	-
Current Tax Paid	0.00	0.00
Operating Profit / (Loss) before working capital change	-2.46	-8.89
Adjustments for		
Non-Current Provisions	2.54	-6.09
Financial Liabilities - Current	0.48	-0.83
Trade Payables	-0.98	1.29
Current Provisions	-2.76	-0.22
Other Current Liabilities	0.10	-2.90
Current Assets		
Inventories	0.00	4.00
Trade Receivables	-2.40	-3.49
Other Financial Assets	-1.57	-3.33
Other Current Assets	-0.79	1.39
Cash from Operations	-7.83	-19.07
Net Cash generated from Operating Activities	-7.83	-19.07
CASH FLOW FROM INVESTING ACTIVITIES		
Purchase of Fixed Assets	0.00	-0.13
Proceeds on Sale of Fixed Assets	0.00	0.00
Non Current - Other Financial Assets	0.00	0.00
Other Non Current Assets	0.00	0.00
Interest received	1.57	5.76
Cash Flow from Investing Activities	1.57	5.63
CASH FLOWS FROM FINANCING ACTIVITIES		
Short term borrowings	1.53	13.89
Changes in Non Current Liabilities	0.00	0.00
Interest paid	-0.27	-0.49
Cash flow from Financing Activities	1.26	13.40
Net Increase /(Decrease) in Cash and Cash Equivalents	-4.98	-0.04
Cash and Cash Equivalents at the beginning of the year	5.60	5.64
Cash and Cash Equivalents at the end of the PERIOD/YEAR	0.62	5.60
For Hypersoft Technologies Limited		
For and on behalf of the Board		
Managing Director		
FEROZ RUSSI BHOTE		
Managing Director		
Place: Hyderabad		
Date : 11-08-2023		


++

CIN:L29309TG1983PLC003912

Registered Office: 28, Goyal society, Moti Valley, Tirmulgherry, Secunderabad - 500015

STATEMENT OF UNAUDITED FINANCIAL RESULTS FOR THE QUARTER ENDED 30-06-2023



Sl. No	Particulars	Quarter ended			Year ended as on	
		June 30, 2023	March 31, 2023	June 30, 2022	March 31, 2023	March 31, 2022
		(Un-Audited)	(Audited)	(Un-Audited)	(Audited)	(Audited)
	INCOME:					
1	Revenue from Operations	24.60	21.17	20.81	86.95	95.30
2	Other Income	1.57	2.81	3.23	9.05	16.20
	Total Income (I+2)	26.17	23.98	24.04	96.00	111.50
	EXPENSES :					
1	Cost of materials consumed	-	-	-	-	-
2	Purchases of Stock-in-Trade	-	-	-	-	-
3	Changes in inventories of finished goods, Stock-in -Trade and work-in-progress	-	1.00	-	4.00	6.60
4	Employee benefits expense	13.86	9.86	15.23	58.13	50.07
5	Finance costs	0.27	0.28	0.02	0.49	0.43
6	Depreciation and amortization expense	1.19	1.21	1.18	4.74	4.71
7	Other expenses	13.20	6.93	11.12	37.01	43.96
	Total expenses (IV)	28.52	19.28	27.55	104.37	105.77
8	Profit/(loss) before exceptional items and tax (I-IV)	(2.35)	4.70	(3.51)	(8.37)	5.73
9	Exceptional Items / (losses)	-	-	-	-	-
10	Profit/(loss) before tax (V-VI)	(2.35)	4.70	(3.51)	(8.37)	5.73
11	Tax expense :					
	(1) Current tax	-	(1.00)	-	0.00	1.31
	(2) Deferred tax	-	2.86	-	2.86	3.44
	(3) MAT Credit Entitlement	-	-	-	-	-
12	Profit (Loss) for the period from continuing operations (VII-VIII)	(2.35)	2.84	(3.51)	(11.23)	0.98
13	Profit/(loss) from discontinued operations	-	-	-	-	-
14	Tax expense of discontinued operations	-	-	-	-	-
15	Profit/(loss) from Discontinued operations (after tax) (X-XI)	-	-	-	-	-
16	Profit/(loss) for the period (IX+XII)	(2.35)	2.84	(3.51)	(11.23)	0.98
17	Other Comprehensive Income					
18	A (i) Items that will not be reclassified to profit or loss	-	-	-	-	-
19	(ii) Income tax relating to items that will not be reclassified to profit or loss	-	-	-	-	-
20	B (i) Items that will be reclassified to profit or loss -Reimbursement of net defined benefit liability /asset, net	-	2.09	-	2.09	0.29
21	(ii) Income tax relating to items that will be reclassified to profit or loss	-	(0.52)	-	(0.52)	(0.07)
22	Total Comprehensive Income for the period (XIII+XIV) (Comprising Profit (Loss) and Other Comprehensive Income for the period)	(2.35)	4.41	(3.51)	(9.66)	1.20
23	Earnings per equity share (for continuing operation):					
	(1) Basic	(0.06)	0.07	(0.08)	(0.26)	0.02
	(2) Diluted	(0.06)	0.07	(0.08)	(0.26)	0.02
24	Earnings per equity share (for discontinued operation):					
	(1) Basic	-	-	-	-	-
	(2) Diluted	-	-	-	-	-
25	Earnings per equity share(for discontinued & continuing operations)					
	(1) Basic	-	-	-	-	-
	(2) Diluted	-	-	-	-	-



For Hypersoft Technologies Limited

Managing Director

Notes to the Statement of Standalone financial Results

1.	The financial results of the company have been prepared in accordance with Indian Accounting Standards (Ind AS) notified under the companies (Indian Accounting Standards) Rules, 2015 as amended by the companies (Indian Accounting Standards) (Amendment) rules, 2016.
2.	The entire operations of the Company relate to only one segment viz., Software services and products. Hence segmental reporting as per Ind As 108 is not made.
3.	The aforementioned results are taken on record by the board of directors at its meeting held on 11th August, 2023.
4.	Previous years figures are regrouped / reclassified wherever necessary to confirm with current years presentation.
5.	The results for the period ended on 30th June, 2023 are also available on the Bombay Stock Exchange website.
	<p>Place: Secunderabad Date : 11th August 2023.</p> <p style="text-align: right;">For Hypersoftechnologies Limited for Hypersoft Technologies Limited</p> <p style="text-align: right;"> Managing Director F.R. Bhote Managing Director</p> <p style="text-align: center;"></p>



**Independent Auditor's Review Report on Quarterly Un-audited Financial Results of
M/s. HYPERSOFT TECHNOLOGIES LIMITED Pursuant to the Regulation 33 of the
SEBI(Listing Obligations and Disclosure Requirements) Regulations, 2015**

To The Board of Directors of M/s. HYPERSOFT TECHNOLOGIES LIMITED

We have reviewed the accompanying statement of unaudited financial results of M/s. HYPERSOFT TECHNOLOGIES LIMITED for the quarter ended 30th June, 2023. This statement is the responsibility of the Company's Management and has been approved by the Board of Directors. Our responsibility is to issue a report on these financial statements based on our review.

We conducted our review of the Statement in accordance with the Standard on Review Engagements (SRE) 2410 "Review of Interim Financial Information Performed by the Independent Auditor of the Entity", issued by the Institute of Chartered Accountants of India. This standard requires that we plan and performed the review to obtain moderate assurance as to whether the financial statements are free of material misstatement. A review is limited primarily to inquiries of company personnel and analytical procedures applied to financial data and thus provide less assurance than an audit. We have not performed an audit and accordingly, we do not express an audit opinion.

Based on our review conducted as above, nothing has come to our attention that causes us to believe that the accompanying statement of unaudited financial results prepared in accordance with applicable accounting standards and other recognized accounting practices and policies has not disclosed the information required to be disclosed in terms of Regulation 33 of the SEBI (Listing Obligations and Disclosure Requirements) Regulations, 2015 including the manner in which it is to be disclosed, or that it contains any material misstatement.

For Ramanatham & Rao.
Chartered Accountants
FRN:002934 S

L Mahesh Kumar

(L Mahesh Kumar)

Partner

ICAI Membership: No.212851

UDIN: 23212851BGWJRV5820

Place: Hyderabad

Date :11th August, 2023.

