



Date: 13th November, 2021

To,
Department of Corporate Service
BSE Limited,
P. J. Tower, Dalal Street,
Fort,
Mumbai-400 001

Dear Sir / Madam,

BSE SCRIP CODE: 509835

Sub: Outcome of Board Meeting in accordance with SEBI (Listing Obligation and Disclosure Requirements) Regulations, 2015 ("Listing Regulations")

The Board of Directors of the Company at their meeting held today i.e. Saturday, November 13, 2021 has inter alia, considered and approved the following:

1. Un-audited Financial Results for the Quarter ended on 30th September, 2021 along with Limited Review Report.


The meeting of the Board of Directors of the Company commenced at 11:00 A.M. and concluded at 12 : 10 P.M.

This is for your information and record.

Thanking you,

Yours truly,

For, PREMIER SYNTHETICS LIMITED


Vismay Makwana
Company Secretary



Regd. Off. : Surana House, B/h. Klassic Chambers, Swastik X Road, Opp. Narnarayan Complex, Navrangpura, Ahmedabad-380009, Gujarat.

Phone / Fax : 079-26430946, 079-26431558 **E-mail** : premiersynthetics@gmail.com **Website** : www.premiersyntheticsltd.com

Factory Add. : Plot No. 835-837, Nr. Rakanpur Chowkadi, Rakanpur, Tal. Kalol. Dist. : Gandhinagar - 382721, Gujarat.

Phone / Fax : 02764-286761

E-mail : premiersynthetics18@gmail.com

CIN : L70100GJ1970PLC100829



LIMITED REVIEW REPORT

Independent Auditor's Review Report on Quarterly Unaudited Standalone Financial Results of PREMIER SYNTHETICS LIMITED pursuant to the Regulation 33 of SEBI (Listing Obligations and Disclosures Requirements) Regulations, 2015


To,
The Board of Directors
Premier Synthetics Limited


We have reviewed the accompanying Statement of Unaudited Standalone Financial Results of **Premier Synthetics Limited** ("the Company") for the quarter and half year ended on September 30, 2021 ("the Statement"), being submitted by the Company pursuant to the requirement of Regulation 33 of the SEBI (Listing Obligations and Disclosure Requirements) Regulations, 2015, as amended.

We conducted our review of the Statement in accordance with the Standard on Review Engagements (SRE) 2410 "Review of Interim Financial Information Performed by the Independent Auditor of the Entity", issued by the Institute of Chartered Accountants of India. This standard requires that we plan and perform the review to obtain moderate assurance as to whether the financial statements are free of material misstatement. A review is limited primarily to inquiries of company personnel and analytical procedures applied to financial data and thus provide less assurance than an audit. We have not performed an audit and accordingly, we do not express an audit opinion.

Based on our review conducted as above, nothing has come to our attention that causes us to believe that the accompanying statement of unaudited financial results prepared in accordance with applicable accounting standards and other recognized accounting practices and policies has not disclosed the information required to be disclosed in terms of Regulation 33 of the SEBI (Listing Obligations and Disclosure Requirements) Regulations, 2015 including the manner in which it is to be disclosed, or that it contains any material misstatement.

For, Purushottam Khandelwal & Co,
Chartered Accountant
FRN:123825W


CA Prahlad Jhanwar
Partner
M No.120920
UDIN:- 21120920AAAABB8324



Date:-13/11/2021
Place:-Ahmedabad

PREMIER SYNTHETICS LIMITED

CIN L70100GJ1970PLC100829

Regd. Office : Surana House, Behind Klassic Chambers, Swastik X Road, Opp. Narnarayan Complex, Navrangpura, Ahmedabad -380009

STATEMENT OF UNAUDITED FINANCIAL RESULTS FOR THE QUARTER / HALF YEAR ENDED 30TH SEPTEMBER, 2021

(Rupees in Lakhs)

Sr. No.	Particulars	Quarter Ended			Half Year Ended		Year
		Unaudited	Unaudited	Unaudited	Unaudited	Unaudited	Audited
		30.09.2021	30.06.2021	30.09.2020	30.09.2021	30.09.2020	31.03.2021
	Income:						
	Revenue from Operations						
	Other Income	1,187.23	1,285.60	534.93	2,472.83	571.80	2435.80
1	Total Income	21.36	20.51	0.02	41.88	0.02	24.03
	Expenses:						
a)	Cost of materials consumed	835.91	846.39	413.14	1,682.30	413.14	1621.26
b)	Purchase of stock in trade	-	-	-	-	-	-
c)	Change in inventories of finished goods, stock in trade and work in Progress	(27.80)	69.88	(32.55)	42.09	(23.32)	(25.07)
d)	Employee benefit expenses	23.60	18.37	36.28	41.96	53.76	99.12
e)	Finance Costs	28.42	19.41	0.03	47.83	0.06	1.76
f)	Depreciation and amortisation expenses	19.30	19.22	18.19	38.52	36.41	72.95
g)	Power & Fuel	104.36	105.41	76.70	209.78	86.49	280.39
h)	Other expenditure	165.37	168.93	38.14	334.30	43.70	250.92
2	Total Expenses	1,149.16	1,247.61	549.93	2,396.78	610.24	2,301.34
3	Profit/(Loss) before exceptional and extraordinary items(1-2)	59.43	58.50	(14.99)	117.93	(38.43)	158.50
	Exceptional Items	-	-	-	-	-	-
	Profit/(Loss) before Exceptional Items and tax	59.43	58.50	(14.99)	117.93	(38.43)	158.50
	Extraordinary items	-	-	-	-	-	-
4	Profit/(Loss) before tax	59.43	58.50	(14.99)	117.93	(38.43)	158.50
	Tax expense:						
	(1) Current Tax	-	-	-	-	-	-
	(2) Deferred Tax	-	-	-	-	-	-
5	Profit/(Loss) for the period	59.43	58.50	(14.99)	117.93	(38.43)	158.50
	Other Comprehensive Income						
	A. (i) items that will not be reclassified to profit or loss	-	-	-	-	-	-
	(ii) income tax relating to items that will not be reclassified to profit or loss	-	-	-	-	-	-
	B. (i) items that will be reclassified to profit or loss	-	-	-	-	-	-
	(ii) income tax relating to items that will be reclassified to profit or loss	-	-	-	-	-	-
6	Total Other Comprehensive Income	-	-	-	-	-	-
7	Total Comprehensive Income/(Loss) for the period (5+6)	59.43	58.50	(14.99)	117.93	(38.43)	158.50
8	Paid Up Equity Share Capital (Face value of the Share Rs. 10/- each)	459.32	459.32	459.32	459.32	459.32	459.32
9	Other Equity excluding Revaluation Reserves of Rs. 1500 lakhs as per balance sheet of previous accounting year						1300.26
10	Earning Per Share (EPS)						
	(Face Value of Rs. 10/- each) (Not Annualised)						
	Basic and Diluted Earning Per Share (EPS) (Rs. Per Share)	1.29	1.27	(0.33)	2.57	(0.84)	3.45

Notes:

- The above results were reviewed and recommended by the Audit Committee and approved by the Board of Directors at its meeting held on 13th November, 2021 and the Statutory Auditors of the Company have carried out a 'Limited Review' of the same.
- The Company operates in single segment i.e. textiles, and hence separate segment reporting is not applicable as per Ind AS 108.
- The above results have been prepared in accordance with the Companies (Indian Accounting Standards) Rules, 2015 (Ind AS) prescribed under section 133 of the Companies Act, 2013.
- Figures for quarter ended 30th September 2021 and 30th September 2020, are balancing figures between the unaudited figures for the half year ended 30th September 2021 and 30th September 2020 and the published unaudited figures for the quarter ended 30th June 2021 and 30th June 2020 respectively.
- Previous year/period figures have been regrouped/reclassified wherever considered necessary.

Place : Ahmedabad

Date: 13th November, 2021



For Premier Synthetics Limited

Gautamchand Surana
Managing Director

DIN No. 00955362

PREMIER SYNTHETICS LIMITED
CIN L70100GJ1970PLC100829


Regd. Office : Surana House, Behind Klassic Chambers, Swastik X Road, Opp. Narnarayan Complex, Navrangpura, Ahmedabad -380009

STATEMENT OF ASSETS AND LIABILITIES AS AT 30TH SEPTEMBER, 2021

(Rupees in Lakhs)

Particulars		Half Year Ended	Year Ended
		Unaudited	Audited
		30.09.2021	31.03.2021
A.	ASSETS		
1	Non-Current Assets		
a.	Property, Plant & Equipment	2,387.81	2,410.42
b.	Deferred Tax Assets (Net)	408.76	402.13
c.	Financial Assets:		
	Loans	54.60	57.53
	Sub-Total- Non Current Assets	2,851.17	2,870.08
2	Current Assets		
a.	Inventories	395.75	429.32
b.	Financial Assets:		
	(i) Trade Receivables	1,070.89	692.93
	(ii) Cash and Cash equivalents	6.84	54.30
	(iii) Loans	597.45	225.50
c.	Other Current Assets	30.37	31.58
d.	Income Tax Assets	17.18	15.15
	Sub-Total-Current Assets	2,118.48	1,448.78
	TOTAL ASSETS	4,969.65	4,318.86
B.	EQUITY AND LIABILITIES		
1	Equity		
a.	Equity Share Capital		
b.	Other Equity	459.32	459.32
	Sub-Total-Equity	2,899.32	2,800.26
2	Liabilities		
	Non-current Liabilities		
a.	Financial Liabilities		
	Borrowings	310.63	285.12
b.	Provisions	12.85	13.54
	Sub-Total-Non-Current Liabilities	323.48	298.66
	Current Liabilities		
a.	Financial Liabilities		
	(i) Trade Payables	187.13	85.44
	(ii) Loans	1,093.99	667.14
b.	Other Current Liabilities	1.73	3.43
c.	Provisions	4.68	4.61
	Sub-Total-Current Liabilities	1,287.53	760.62
	TOTAL - EQUITY AND LIABILITIES	4,969.65	4,318.86

For Premier Synthetics Limited



Gautamchand Surana

Gautamchand Surana
Managing Director
DIN No. 00955362

Place : Ahmedabad

Date: 13th November, 2021

PREMIER SYNTHETICS LIMITED

CIN L70100GJ1970PLC100829

Regd. Office : Surana House, Behind Klassic Chambers, Swastik X Road, Opp. Narnarayan Complex, Navrangpura, Ahmedabad -380009


STATEMENT OF CASH FLOW FOR THE HALF YEAR ENDED 30TH SEPTEMBER, 2021

(Rupees in Lakhs)

Particulars	Half Year Ended	
	30-Sep-21	30-Sep-20
	Unaudited	Unaudited
A. CASH FLOW FROM OPERATING ACTIVITIES		
Profit Before Tax		
Adjustments for:	117.93	(38.43)
Depreciation and amortisation expenses		
(Profit) Loss on Sale of Fixed Assets	38.52	36.41
Finance Cost	19.64	-
Interest income earned	47.83	0.06
Operating Profit before Working Capital changes	(22.24)	(0.02)
Working Capital adjustments:	201.68	(1.97)
(Increase)/ Decrease in Financial Assets		
(Increase)/ Decrease in Inventories	(746.97)	364.75
(Increase)/ Decrease in other Assets	33.56	(34.71)
Increase/ (Decrease) in Trade Payable	(0.82)	3.53
Increase/ (Decrease) in Other Liabilities	101.68	(21.36)
Increase/ (Decrease) in Provisions	(1.70)	(16.24)
Cash Generated from Operations	(0.62)	(6.02)
Adjusted for:	(413.18)	287.97
Direct Tax Refund (Net of Payment)		
Net Cash flow from Operating activities		
	(413.18)	287.97
B. CASH FLOW FROM INVESTING ACTIVITIES		
Purchase of Property, Plant & Equipment		
(Profit) Loss on Sale of Fixed Assets	(15.91)	(0.08)
Net Cash Flow from Investing Activities	(19.64)	-
	(35.55)	(0.08)
C. CASH FLOW FROM FINANCING ACTIVITIES		
Long term borrowings (Net)		
Finance Cost	426.86	(260.75)
Interest income earned	(47.83)	(0.06)
Net cash flow from Financing Activities	22.24	0.02
	401.27	(260.80)
D. Net Increase/(Decrease) in cash and cash equivalents (A+B+C)		
Add: Cash & Cash equivalents at the beginning of the period	(47.46)	27.09
E. Cash & Cash equivalents at the end of the period		
	54.30	4.59
	6.84	31.69

Place : Ahmedabad

Date: 13th November,2021



For Premier Synthetics Limited

Gautamchand Surana
Gautamchand Surana

Managing Director

DIN No. 00955362