



Yash Management & Satellite Ltd.

29th May, 2023

To,
BSE Ltd.,
Listing Department,
P.J. Towers, 1st Floor,
Dalal Street, Fort,
Mumbai - 400 001

Scrip Code: 511601

Subject: Outcome of Board Meeting held on May, 29 2023

Dear Sir/Madam,

We wish to inform you that the Board of Directors of the company, at its meeting held today i.e. 29th May, 2023 has inter-alia considered and approved the Audited Financial Results (Standalone and Consolidated) for the quarter and year ended 31st March, 2023 along with Auditors Report thereon.

Pursuant to Regulation 33 of the SEBI (Listing Obligations and Disclosure Requirements) Regulations, 2015, we are enclosing herewith the Audited Financial Results (Standalone and Consolidated) along with the Auditors Report with unmodified opinions on the aforesaid Audited Financial Results for the quarter and year ended on 31st March, 2023.

The aforesaid Financial Results will be made available on the Company's website at www.yashmanagement.in

The Meeting of Board of Directors commenced at 4.00 P.M. and concluded at 5.45 P.M.

Kindly take the above on record and oblige.

Thanking You,
Yours Faithfully,

For Yash Management and Satellite Limited

ANURAG

HARGOVIND GUPTA

Digitally signed by ANURAG
HARGOVIND GUPTA
Date: 2023.05.29 17:50:26
+05'30'

Anurag Gupta
Managing Director



B K G & Associates
Chartered Accountants

1/12, Ramesh Bhavan, 89, Tamba Kanta, Mumbai-400003 ; +919322236105,022-23446761

To
The Board of Directors of
Yash Management and Satellite Limited

Report on the audit of the Consolidated Financial Results

Opinion and Conclusion

We have (a) audited the accompanying consolidated annual financial results of Yash Management & Satellite Limited (hereinafter referred to as the (“ Holding Company”)) and its Subsidiary Company (Holding Company and its subsidiary together referred to as “ The Group”) for the year ended 31st March, 2023 and (b) and quarterly consolidated financial results of the Group for the quarter ended 31-03-2023, attached herewith, being submitted by the Holding Company pursuant to the requirement of Regulation 33 of the SEBI (Listing Obligations and Disclosure Requirements) Regulations, 2015 as amended (the “Listing Regulations”)

In our opinion and to the best of our information and according to the explanations given to us based on the consideration of the reports of the other auditors on separate audited financial Statements of Subsidiary Company, the aforesaid Consolidated financial results:

- a) includes the annual financial statement/results of Sudarshan Polyfab Private Limited;
- b) are presented in accordance with the requirements of Regulation 33 of the SEBI (Listing Obligations and Disclosure Requirements) Regulation 2015, in this regard; and
- c) give a true and fair view in conformity with the recognition and measurement principles laid down in the applicable accounting standards and other accounting principles generally accepted in India, of consolidated net loss and other comprehensive income and other financial information of the group for the year ended 31st March, 2023.

Basis for Opinion

We conducted our audit in accordance with the Standards on Auditing (“SAs”) specified under Section 143(10) of the Companies Act, 2013 (“the Act”). Our responsibilities under those Standards are further described in Auditor’s Responsibilities section below. We are independent of the Group in accordance with the Code of Ethics issued by the Institute of Chartered Accountants of India (“the ICAI”) together with the ethical requirements that are relevant to our audit of the Financial Statements under the provisions of the Act and the Rules there under, and we have fulfilled our other ethical responsibilities in accordance with these requirements and the ICAI’s Code of Ethics. We believe that the audit evidence obtained by us is sufficient and appropriate to provide a basis for our audit opinion.

Management's Responsibilities for the Consolidated Financial Results

This consolidated financial result have been prepared on the basis of the consolidated annual financial statements. The Holding Company's Board of Directors are responsible for the preparation and presentation of consolidated financial results that give a true and fair view of the Consolidated net loss and other comprehensive income and other financial information in accordance with the recognition and measurement principles laid down in Indian Accounting Standard 34, ' Interim Financial Reporting' prescribed under Section 133 of the Act read with relevant rules issued thereunder and other accounting principles generally accepted in India and in compliance with Regulation 33 of the Listing Regulations. This responsibility also includes maintenance of adequate accounting records in accordance with the provisions of the Act for safeguarding of the assets of the company and for preventing and detecting frauds and other irregularities; selection and application of appropriate accounting policies; making judgments and estimates that are reasonable and prudent; and design, implementation and maintenance of adequate internal financial controls that were operating effectively for ensuring the accuracy and completeness of the accounting records, relevant to the preparation and presentation of the consolidated financial results that give a true and fair view and are free from material misstatement, whether due to fraud or error.

In preparing the consolidated financial results, the Board of Directors of the company included in the group are responsible for assessing the Company's ability to continue as a going concern, disclosing, as applicable, matters related to going concern and using the going concern basis of accounting unless the Board of Directors either intends to liquidate the Company or to cease operations, or has no realistic alternative but to do so.

The Board of Directors of the company included in the group are also responsible for overseeing the Company's financial reporting process

Auditor's Responsibilities for the Audit of the Consolidated Financial Results

Our objectives are to obtain reasonable assurance about whether the consolidated annual financial results for the year ended March 31 2023 as a whole are free from material misstatement, whether due to fraud or error, and to issue an auditor's report that includes our opinion. Reasonable assurance is a high level of assurance, but is not a guarantee that an audit conducted in accordance with SAs will always detect a material misstatement when it exists. Misstatements can arise from fraud or error and are considered material if, individually or in the aggregate, they could reasonably be expected to influence the economic decisions of users taken on the basis of this Consolidated annual Financial Results.

As part of an audit in accordance with SAs, we exercise professional judgment and maintain professional skepticism throughout the audit. We also:

- Identify and assess the risks of material misstatement of the Consolidated Financial Results, whether due to fraud or error, design and perform audit procedures responsive to those risks, and obtain audit evidence that is sufficient and appropriate to provide a basis for our opinion. The risk of not detecting a material misstatement resulting from fraud is higher than for one resulting from error, as fraud may involve collusion, forgery, intentional omissions, misrepresentations, or the override of internal control.

- Obtain an understanding of internal control relevant to the audit in order to design audit procedures that are appropriate in the circumstances, but not for the purpose of expressing an opinion on the effectiveness of the Company's internal control.

- Evaluate the appropriateness of accounting policies used and the reasonableness of accounting estimates and related disclosures made by the Board of Directors.

- Conclude on the appropriateness of the Board of Directors' use of the going concern basis of accounting and, based on the audit evidence obtained, whether a material uncertainty exists related to events or conditions that may cast significant doubt on the ability of the Group to continue as a going concern. If we conclude that a material uncertainty exists, we are required to d

raw attention in our auditor's report to the related disclosures in the consolidated annual financial results or, if such disclosures are inadequate, to modify our opinion. Our conclusions are based on the audit evidence obtained up to the date of our auditor's report. However, future events or conditions may cause the Group to cease to continue as a going concern.

- Evaluate the overall presentation, structure and content of the Annual Consolidated Financial Results, including the disclosures, and whether the Consolidated Financial Results represent the underlying transactions and events in a manner that achieves fair presentation.

Obtain Sufficient appropriate audit evidence regarding the financial results/financial information of the entities within the group to express an opinion on the consolidated annual financial results. We are responsible for the direction, supervision and performance of the audit of financial information of such entities included in the consolidated financial results of which we are the independent auditors. For the other entities included in the consolidated annual financial results, which have been audited by other auditors remain responsible for the direction, supervision and performance of the audit carried out by them. We remain solely responsible for our audit opinion. Our responsibilities in this regard are further described in para (a) of the section titled "Other Matters" in this audit report.

Materiality is the magnitude of misstatements in the Consolidated Financial Results that individually or in aggregate, makes it probable that the economic decisions of a reasonably knowledgeable user of Financial Results may be influenced. We consider quantitative materiality and qualitative factors in (i) planning the scope of our audit work and in evaluating the results of

our work; and (ii) to evaluate the effect of any identified misstatements in the consolidated financial results.

We communicate with those charged with governance of holding company and such other entity included in the consolidated financial results of which we are the independent auditors regarding, among other matters, the planned scope and timing of the audit and significant audit findings including any significant deficiencies in internal control that we identify during our audit.

We also provide those charged with governance with a statement that we have complied with relevant ethical requirements regarding independence, and to communicate with them all relationships and other matters that may reasonably be thought to bear on our independence, and where applicable, related safeguards.

We also performed procedures in accordance with the circular No. CIR/CFD/CMDI/44/2019 issued by the SEBI under Regulation 33(8) of the Listing Regulations, as amended, to the extent applicable.

Other Matter


The Consolidated annual Financial results includes the results for the Quarter ended 31st March, 2023 being the balancing figure between audited figures in respect of the full financial year and the published year to date figures up to the third quarter of the current financial year.

Our report on the Statement is not modified in respect of this matter.

For BKG & ASSOCIATES

Chartered Accountants

(Registration No: 114852W)



B.K. Gupta

Partner

M. No.:40889

UDIN : 23040889BGXJUS4719

Date:29-05 -2023

Place:Mumbai





Yash Management & Satellite Ltd.

Statement of Audited Consolidated Financial Results for the Quarter & Year Ended 31st March 2023

(Rs. In lacs)

Sr. No	Particulars	Quarter Ended			Year Ended	
		31st March 2023	31st Dec 2022	31st March 2022	31st March 2023	31st March 2022
		(Audited)	(Unaudited)	(Audited)	(Audited)	(Audited)
I	Revenue from operation	1,260.80	1,121.46	161.06	3,227.83	212.74
II	Other income	31.00	19.82	20.61	177.98	99.11
III	Total Income(I + II)	1,291.81	1,141.28	181.67	3,405.82	311.85
IV	Expenses					
	a Cost of Material Consumed	341.89	504.72	243.09	1,337.33	243.09
	b Purchase of Stock- in- trade	852.46	721.90	-	1,987.65	-
	c Changes in inventories of Finished Goods Work-in-progress and Stock-in-Trade	(23.31)	(246.89)	(156.45)	(491.24)	(120.42)
	d Manufacturing Expenses	75.04	33.49	30.71	222.72	30.71
	e Employees Benefit Expense	23.12	52.41	25.29	107.77	47.40
	f Finance Cost	33.72	37.43	15.46	120.30	21.11
	g Depreciation and amortisation expense	30.69	24.84	14.92	106.54	24.79
	h Other Expenses	48.32	51.14	22.64	150.64	49.53
	Total Expenses	1,381.94	1,179.04	195.66	3,541.72	296.20
V	Profit/(loss) before exceptional and tax (III ± IV)	(90.14)	(37.76)	(13.99)	(135.91)	15.65
VI	Exceptional Items	-	-	-	-	-
VII	Net Profit before tax (V ± VI)	(90.14)	(37.76)	(13.99)	(135.91)	15.65
VIII	Tax Expenses					
	a Current tax	(2.41)	4.79	(5.28)	19.25	-
	b Deferred tax	(21.89)	-	17.10	(21.89)	17.10
IX	Profit (Loss) for the period (VII ± VIII)	(109.62)	(42.55)	(25.81)	(177.05)	(1.45)
X	Other Comprehensive Income					
	Items that will not be reclassified to profit or loss					
	Change In fair value of FVOCI equity instruments	(15.96)	28.02	(39.45)	9.55	106.85
	Income Tax relating to items that will not be reclassified to profit or loss	0.23	(0.06)	(19.69)	0.68	11.40
	Other Comprehensive Income	(16.18)	28.08	(19.76)	8.88	95.45
XI	Total Comprehensive Income for the period	(125.81)	(14.47)	(45.57)	(168.18)	94.00
	Profit / (loss) for the period attributable to					
	Owners of the company	(63.29)	(6.28)	(7.15)	(49.26)	17.20
	Non controlling interest	(46.32)	(36.27)	(18.65)	(127.78)	(18.65)
		(109.62)	(42.55)	(25.80)	(177.05)	(1.45)
	Other Comprehensive Income / (loss) for the period attributable to					
	Owners of the company	(16.18)	28.08	19.76	8.88	95.45
	Non controlling interest	-	-	-	-	-
		(16.18)	28.08	19.76	8.88	95.45
	Total Comprehensive Income / (loss) for the period attributable to					
	Owners of the company	(79.48)	21.80	(26.91)	(40.39)	112.65
	Non controlling interest	(46.33)	(36.27)	(18.65)	(127.78)	(18.65)
		(125.81)	(14.47)	(45.56)	(168.17)	94.00
XII	Paid-up equity share capital (Face Value of Rs. 10 Each)					
	Owners of the company	1,700.00	1,700.00	1,700.00	1,700.00	1,700.00
	Non controlling interest	262.17	291.99	421.56	262.17	421.56
		1,962.17	1,991.99	2,121.56	1,962.17	2,121.56
XIII	Reserve excluding Revaluation Reserve				623.68	682.57
XIV	Earnings per equity share (Based on total comprehensive Income)					
	Basic & Diluted (Rs.)	(0.47)	0.13	(0.16)	(0.24)	0.66





Yash Management & Satellite Ltd.

Notes

1 CONSOLIDATED STATEMENT OF ASSETS & LIABILITIES AS AT 31-03-2023

		(Rs. in Lakhs)	
	Particulars	31st March 2023	31st March 2022
A	ASSETS		
1	Non - Current Assets		
	(a) Property, Plant and Equipment	1,776.76	1,767.79
	(b) Capital work -in-process	-	34.49
	(c) Other Intangible Assets	0.27	0.30
	(c) Investment Property	64.20	221.77
	(d) Financial Assets	-	-
	(i) Investments	123.15	343.61
	(ii) Other Financial Assets	344.69	351.50
	(e) Deferred tax Assets (Net)	22.24	22.24
	(f) Other Non Current assets	3.96	8.89
	Sub-total-Non Current Assets	2,335.28	2,750.59
2	Current Assets		
	(a) Inventories	802.65	272.66
	(b) Financial Assets		
	(i) Trade Receivables	533.93	181.57
	(ii) Cash and cash equivalents	240.88	153.61
	(iii) Bank balance other than(ii) above	7.65	567.40
	(c) Current Tax Assets (Net)	16.62	24.69
	(d) Other Current Assets	196.36	240.33
	Sub-total-Current Assets	1,798.08	1,440.26
	TOTAL-ASSETS	4,133.36	4,190.84
B	EQUITY AND LIABILITIES		
1	Equity		
	(a) Equity Share Capital	1,700.00	1,700.00
	(b) Other Equity	623.69	682.57
	Equity attributable to owners of the holding company	2,323.69	2,382.57
	(c) Non Controlling interest	262.17	421.17
	Sub-Total equity	2,585.86	2,803.74
2	Liabilities		
	Non Current Liabilities		
	(a) Financial Liabilities		
	(i) Borrowings	703.46	774.99
	(ii) Provisions	1.71	0.88
	(iii) Deferred Tax Liability	38.83	17.10
	Sub-total-Non Current Liabilities	744.01	792.98
	Current Liabilities		
	(a) Financial Liabilities		
	(i) Borrowings	573.92	367.00
	(ii) Trade payables		
	(a) Total outstanding dues of micro enterprises and small enterprises	-	-
	(b) Total outstanding dues of creditors other than micro enterprises and small enterprises	181.92	169.42
	(iii) Other financial liabilities	41.42	49.30
	(b) Other current liabilities	6.23	8.41
	(c) Provisions	-	-
	Sub-total-Current Liabilities	803.49	594.12
	TOTAL- EQUITY AND LIABILITIES	4,133.36	4,190.84





Yash Management & Satellite Ltd.

2 STATEMENT OF CONSOLIDATED CASH FLOW FOR THE YEAR ENDED 31ST MARCH 2023

(Rs. in Lakhs)

Particulars	As at March 31, 2023	As at March 31, 2022
A Cash flow from operating activities :		
Net Profit/(Loss) before tax	(124.88)	122.50
Adjustments to Reconcile profit before tax to net cash flows:	-	-
Depreciation	106.54	24.79
Loss on sale of fixed assets	-	0.16
Net (Profit)/loss on financial asset designated at FVOCI	(9.46)	85.65
(Profit)/Loss on Sale of Investment	(0.09)	(192.50)
(Profit)/Loss on Sale of Property	(96.67)	(15.57)
Dividend	(13.20)	(16.09)
Finance Cost	144.92	21.11
Interest Income	(74.08)	(72.44)
Operating profit/(loss) before working capital changes	(66.91)	(42.39)
Movement in working capital :		
Decrease / (Increase) in Trade receivable	(353.85)	(164.25)
Decrease / (Increase) in Inventories	(530.00)	(236.63)
Decrease / (Increase) in Non-Current Assets	4.93	265.63
Decrease / (Increase) in Other Current Assets	(143.46)	(233.19)
Decrease / (Increase) in Other financial Assets	(153.22)	-
Increase / (Decrease) in trade payables	12.50	168.85
Increase / (Decrease) in other liabilities	(2.66)	47.83
Increase / (Decrease) in other bank balance	(0.53)	-
Increase / (Decrease) in other current liabilities	23.00	-
Increase / (Decrease) in Provisions	0.83	0.88
Cash generated from operations	(1,209.37)	(193.27)
Direct taxes paid (net of refunds)	2.61	2.94
Net cash flow from / used in operating activities (A)	(1,206.76)	(190.33)
B Cash flow from investing activities :		
Redemption / (Investment) in current investments	180.01	302.79
Purchases of Property & CWIP	-	56.49
Sale of Property & CWIP	220.77	84.30
Purchases of Property, Plant and Equipment	(88.27)	(1,657.35)
Sale of Property, Plant and Equipment	40.75	0.04
Investment in bank deposits (having maturity of more than three months)	567.08	139.09
Interest received	74.08	72.44
Dividend Received	13.20	16.09
Net cash used in investing activities (B)	1,007.62	(986.11)
C Cash flow from financing activities :		
Proceeds from Issue of Share Capital to Non-Controlling Interest	0.15	194.92
Interest paid	(144.92)	(21.11)
Movement in Borrowings	431.19	1,026.35
Net cash from financing activities (C)	286.42	1,200.16
Net increase / (decrease) in Cash and cash equivalents (A+B+C)	87.28	23.72
Cash and cash equivalents at the beginning of the year	153.61	129.89
Cash and cash equivalents as on 30th Sept 2021	240.88	153.61

38





Yash Management & Satellite Ltd.

- 3 The above Consolidated Audited financial results of the Company have been prepared in accordance with Indian Accounting Standards ('Ind AS') prescribed under Section 133 of the Companies Act, 2013 ("the Act"), read with Companies (Indian Accounting Standards) Rules 2015 as amended.
- 4 The above Consolidated Audited Financial Results have been reviewed by the Audit Committee and have been approved by the Board of Directors of parent company at their respective meetings held on May 29, 2023 pursuant to Regulation 33 of SEBI (Listing Obligation and Disclosure Requirements), Regulations 2015 (as amended).
- 5 The above consolidated financial results include the results of Subsidiary Company i.e. Sudarshan Polyfab Private Limited.
- 6 The Company now has two reportable segments for the consolidated Financial Results which consists of Trading Activities and Manufacturing Activities in accordance with Ind AS-108 as the commercial production of subsidiary has been commenced.
- 7 Other Comprehensive income includes Gain / (Loss) on fair value of Equity Instruments.
- 8 Previous years/quarters figures have been regroup/ rearranged wherever necessary.
- 9 The figures for the last quarter of the current year and of previous year are the balancing figures between audited figures in respect of the full financial year and the published year to date figures upto 3rd quarter.
- 10 The aforesaid Audited financial results will be uploaded on the company's website www.yashmanagement.in and will also be available on the website of stock exchange i.e. www.bseindia.com for the benefit of shareholders and investors.

For Yash Management & Satellite Ltd.

Anurag Gupta
Managing Director
DIN: 00398458



Place: Mumbai
Date: 29.05.2023



B K G & Associates
Chartered Accountants

1/12, Ramesh Bhavan, 89, Tamba Kanta, Mumbai-400003 ; +919322236105,022-23446761

Independent Auditor's Report on Audited Standalone Quarterly Financial Results and Year to date Results of Yash Management & Satellite Limited pursuant to the regulation 33 of the SEBI (Listing Obligations and Disclosure Requirements) Regulations, 2015, as amended.

To
The Board of Directors of
Yash Management and Satellite Limited

Report on the audit of the Standalone Financial Results

Opinion and Conclusion

We have (a) audited the quarterly standalone financial results of Yash Management & Satellite Limited (hereinafter referred to as the ("Company")) for the quarter ended 31st March, 2023 and (b) year to date results for the period from 1st April, 2022 to 31st March, 2023, attached herewith, being submitted by the company pursuant to the requirement of Regulation 33 of the SEBI (Listing Obligations and Disclosure Requirements) Regulations, 2015 as amended (the "Listing Regulations")

In our opinion and to the best of our information and according to the explanations given to us, the aforesaid this quarterly financial results as well as the year to date results:

- a) are presented in accordance with the requirements of Regulation 33 of the SEBI (Listing Obligations and Disclosure Requirements) Regulation 2015, in this regard; and
- b) give a true and fair view in conformity with the recognition and measurement principles laid down in the applicable accounting standards and other accounting principles generally accepted in India, of the net profit and other comprehensive income and other financial information for the quarter ended 31st March, 2023 as well as the year to date results for the period from 1st April, 2022 to 31st March, 2023.

Basis for Opinion

We conducted our audit in accordance with the Standards on Auditing ("SAs") specified under Section 143(10) of the Companies Act, 2013 ("the Act"). Our responsibilities under those Standards are further described in paragraph (a) of Auditor's Responsibilities section below. We are independent of the Company in accordance with the Code of Ethics issued by the Institute of Chartered Accountants of India ("the ICAI") together with the ethical requirements that are relevant to our audit of the Financial Statements under the provisions of the Act and the Rules there under, and we have fulfilled our other ethical responsibilities in accordance with these requirements and the ICAI's Code of Ethics. We believe that the audit evidence obtained by us is sufficient and appropriate to provide a basis for our audit opinion.

Management's Responsibilities for the Standalone Financial Results

This quarterly financial results as well as the year to date Standalone Financial Results have been prepared on the basis of the interim financial statements. The Company's Board of Directors are responsible for the preparation and presentation of these financial results that give a true and fair view of the net profit and other comprehensive income and other financial information in accordance with the recognition and measurement principles laid down in Indian Accounting Standard 34, 'Interim Financial Reporting' prescribed under Section 133 of the Act read with relevant rules issued thereunder and other accounting principles generally accepted in India and in compliance with Regulation 33 of the Listing Regulations. This responsibility also includes maintenance of adequate accounting records in accordance with the provisions of the Act for safeguarding of the assets of the company and for preventing and detecting frauds and other irregularities; selection and application of appropriate accounting policies; making judgments and estimates that are reasonable and prudent; and design, implementation and maintenance of adequate internal financial controls that were operating effectively for ensuring the accuracy and completeness of the accounting records, relevant to the preparation and presentation of the standalone financial results that give a true and fair view and are free from material misstatement, whether due to fraud or error.

In preparing the standalone financial results, the Board of Directors are responsible for assessing the Company's ability to continue as a going concern, disclosing, as applicable, matters related to going concern and using the going concern basis of accounting unless the Board of Directors either intends to liquidate the Company or to cease operations, or has no realistic alternative but to do so.

The Board of Directors are also responsible for overseeing the Company's financial reporting process

Auditor's Responsibilities for the Audit of the Standalone Financial Results

Our objectives are to obtain reasonable assurance about whether the Standalone Financial Results for the year ended March 31 2023 as a whole are free from material misstatement, whether due to fraud or error, and to issue an auditor's report that includes our opinion. Reasonable assurance is a high level of assurance, but is not a guarantee that an audit conducted in accordance with SAs will always detect a material misstatement when it exists. Misstatements can arise from fraud or error and are considered material if, individually or in the aggregate, they could reasonably be expected to influence the economic decisions of users taken on the basis of this Standalone Financial Results.

As part of an audit in accordance with SAs, we exercise professional judgment and maintain professional skepticism throughout the audit. We also:

- Identify and assess the risks of material misstatement of the Annual Standalone Financial Results, whether due to fraud or error, design and perform audit procedures responsive to those risks, and obtain audit evidence that is sufficient and appropriate to provide a basis for our opinion. The risk of not detecting a material misstatement resulting from fraud is higher than for one resulting from error, as fraud may involve collusion, forgery, intentional omissions, misrepresentations, or the override of internal control.

- Obtain an understanding of internal control relevant to the audit in order to design audit procedures that are appropriate in the circumstances, but not for the purpose of expressing an opinion on the effectiveness of the Company's internal control.
- Evaluate the appropriateness of accounting policies used and the reasonableness of accounting estimates and related disclosures made by the Board of Directors.
- Conclude on the appropriateness of the Board of Directors' use of the going concern basis of accounting and, based on the audit evidence obtained, whether a material uncertainty exists related to events or conditions that may cast significant doubt on the ability of the Company to continue as a going concern. If we conclude that a material uncertainty exists, we are required to draw attention in our auditor's report to the related disclosures in the Statement or, if such disclosures are inadequate, to modify our opinion. Our conclusions are based on the audit evidence obtained up to the date of our auditor's report. However, future events or conditions may cause the Company to cease to continue as a going concern.
- Evaluate the overall presentation, structure and content of the Annual Standalone Financial Results, including the disclosures, and whether the Financial Results represent the underlying transactions and events in a manner that achieves fair presentation.

We communicate with those charged with governance regarding, among other matters, the planned scope and timing of the audit and significant audit findings including any significant deficiencies in internal control that we identify during our audit.

We also provide those charged with governance with a statement that we have complied with relevant ethical requirements regarding independence, and to communicate with them all relationships and other matters that may reasonably be thought to bear on our independence, and where applicable, related safeguards.

Other Matter

The Statement includes the results for the Quarter ended 31st March, 2023 being the balancing figure between audited figures in respect of the full financial year and the published year to date figures up to the third quarter of the current financial year.

Our report on the Statement is not modified in respect of this matter.

For BKG & ASSOCIATES

Chartered Accountants

(Registration No: 114852W)



B.K. Gupta


Partner

M. No.:40889

UDIN : 23040889BGXJUT5409

Place:Mumbai

Date :29-05-2023






Yash Management & Satellite Ltd.

Statement of Standalone Audited Financial Results for the Quarter and Year ended 31st March, 2023

(Amount In Lakhs)

Sr. No	Particulars	Quarter Ended			Year Ended	
		31st March 2023	31st Dec 2022	31st March 2022	31st March 2023	31st March 2022
		(Audited)	(Unaudited)	(Audited)	(Audited)	(Audited)
I	Revenue from operation	728.42	544.15	14.75	1,603.56	66.43
II	Other income	19.22	24.69	21.09	181.06	99.59
III	Total Income(I + II)	747.64	568.84	35.84	1,784.62	166.02
IV	Expenses					
	a Cost of Material Consumed	-	-	-	-	-
	b Purchase of Stock- in- trade	852.46	721.90	-	1,987.65	-
	c Changes in inventories of Finished Goods Work-in-progress and Stock-in-Trade	(112.04)	(244.54)	-	(461.39)	36.03
	d Employees Benefit Expense	15.89	13.81	8.41	50.03	30.52
	e Finance Cost	1.34	2.52	1.57	5.08	7.22
	f Depreciation and amortisation expense	6.13	1.38	1.59	10.25	11.46
	h Other Expenses	19.28	18.53	12.96	65.33	39.84
	Total Expenses	783.06	513.60	24.53	1,656.95	125.08
V	Profit/(loss) before exceptional and tax (III ± IV)	(35.42)	55.24	11.31	127.67	40.94
VI	Exceptional Items	-	-	-	-	-
VII	Net Profit before tax (V ± VI)	(35.42)	55.24	11.31	127.67	40.94
VIII	Tax Expenses					
	a Current tax	(2.41)	4.79	(5.28)	19.25	-
	b Previous tax	-	-	-	-	-
IX	Profit (Loss) for the period (VII ± VIII)	(33.01)	50.45	16.59	108.42	40.94
X	Other Comprehensive Income					
	Items that will not be reclassified to profit or loss					
	Change In fair value of FVOCI equity instruments	(15.96)	28.02	(39.45)	9.55	106.85
	Income Tax relating to items that will not be reclassified to profit or loss	0.23	(0.06)	(19.69)	0.68	11.40
	Other Comprehensive Income	(16.18)	28.08	(19.76)	8.88	95.45
XI	Total Comprehensive Income for the period	(49.20)	78.53	(3.17)	117.29	136.39
XII	Paid-up equity share capital (Face Value of Rs. 10 Each)	1,700.00	1,700.00	1,700.00	1,700.00	1,700.00
XIII	Reserve excluding Revaluation Reserve	-	-	-	823.60	706.31
XIV	Earnings per equity share (Based on total comprehensive Income)					
	1) Basic	(0.29)	0.46	(0.02)	0.69	0.80
	2). Diluted	(0.29)	0.46	(0.02)	0.69	0.80





Yash Management & Satellite Ltd.

Notes

1 STANDALONE STATEMENT OF ASSETS & LIABILITIES AS AT 31-03-2023

(Rs. in Lakhs)

	Particulars	31st March 2023	31st March 2022
A	ASSETS		
1	Non - Current Assets		
	(a) Property, Plant and Equipment	32.02	43.45
	(b) Capital work -in-process	-	-
	(c) Investment Property	64.20	221.77
	(d) Financial Assets	-	-
	(i) Investments	733.16	903.38
	(ii) Other Financial Assets	771.31	605.88
	(e) Defered tax Assets (Net)	22.24	22.24
	(e) Other Non Current assets	3.96	3.96
	Sub-total-Non Current Assets	1,626.89	1,800.69
2	Current Assets		
	(a) Inventories	461.39	-
	(b) Fianancial Assets	-	-
	(i) Trade Receivables	239.15	30.13
	(ii) Cash and cash equivalents	239.76	140.33
	(iii) Bank balance other than(ii) above	-	560.28
	(c) Current Tax Assets (Net)	14.44	22.29
	(d) Other Current Assets	17.46	25.43
	Sub-total-Current Assets	972.20	778.46
	TOTAL-ASSETS	2,599.09	2,579.15
B	EQUITY AND LIABILITIES		
1	Equity		
	(a) Equity Share Capital	1,700.00	1,700.00
	(b) Other Equity	823.60	706.31
	Sub-Total equity	2,523.60	2,406.31
2	Liabilites		
	Non Current Liabilities		
	(a) Financial Liabilities		
	(i) Borrowings	-	-
	Sub-total-Non Current Liabilities	-	-
	Current Liabilities		
	(a) Financial Liabilities		
	(i) Borrowings	60.06	166.07
	(ii) Trade payables		
	(a) Total outstanding dues of micro enterprises and small enterprises	-	-
	(b) Total outstanding dues of creditors other than micro enterprises and small enterprises	11.44	0.11
	(iii) Other financial liabilities	-	-
	(b) Other current liabilities	4.00	6.65
	(c) Provisions	-	-
	Sub-total-Current Liabilities	75.49	172.84
	TOTAL- EQUITY AND LIABILITIES	2,599.09	2,579.15





Yash Management & Satellite Ltd.

2 STATEMENT OF STANDALONE CASH FLOW FOR THE YEAR ENDED 31ST MARCH 2023

(Rs. in Lakhs)

Particulars	As at March 31, 2023	As at March 31, 2022
A Cash flow from operating activities :		
Net Profit/(Loss) before tax	137.23	147.79
Adjustments to Reconcile profit before tax to net cash flows:	-	-
Depreciation	10.25	11.46
Loss on sale of fixed assets	-	0.16
Net (Profit)/loss on financial asset designated at FVOCI	(9.46)	85.65
(Profit)/Loss on Sale of Investment	(0.09)	(192.50)
(Profit)/Loss on Sale of Property	(96.67)	(15.57)
Dividend	(13.20)	(16.09)
Finance Cost	5.08	7.25
Interest Income	(73.53)	(72.92)
Operating profit/(loss) before working capital changes	(40.39)	(44.77)
Movement in working capital :		
Decrease / (Increase) in Trade receivable	(209.02)	(12.81)
Decrease / (Increase) in Inventories	(461.39)	36.03
Decrease / (Increase) in Other Current Assets	(4.54)	(20.43)
Decrease / (Increase) in Other Financial Assets	(172.23)	(254.38)
Increase / (Decrease) in trade payables	11.32	(0.45)
Increase / (Decrease) in other liabilities	(2.66)	(5.82)
Cash generated from operations	(878.90)	(302.62)
Direct taxes paid (net of refunds)	0.43	0.54
Net cash flow from / used in operating activities (A)	(878.47)	(302.08)
B Cash flow from investing activities :		
Redemption / (Investment) in current investments	179.77	(2.08)
Sale of Property & CWIP	220.77	84.30
Purchases of Property, Plant and Equipment	(1.67)	-
Sale of Property, Plant and Equipment	36.32	0.04
Investment in bank deposits (having maturity of more than three months)	567.08	99.00
Interest received	73.53	72.92
Dividend Received	13.20	16.09
Net cash used in investing activities (B)	1,089.00	270.27
C Cash flow from financing activities :		
Interest paid	(5.08)	(7.25)
Movement in Borrowings	(106.01)	63.13
Net cash from financing activities (C)	(111.09)	55.88
Net increase / (decrease) in Cash and cash equivalents (A+B+C)	99.44	24.07
Cash and cash equivalents at the beginning of the year	140.33	116.26
Cash and cash equivalents at the end of the year	239.76	140.33





Yash Management & Satellite Ltd.

3. The above Standalone financial results of the Company have been prepared in accordance with Indian Accounting Standards ('Ind AS') prescribed under Section 133 of the Companies Act, 2013 ("the Act"), read with Companies (Indian Accounting Standards) Rules 2015 as amended.
4. The above Standalone Financial Results have been reviewed by the Audit Committee and have been approved by the Board of Directors at their respective meetings held on May 29, 2023 pursuant to Regulation 33 of SEBI (Listing Obligation and Disclosure Requirements), Regulations 2015 (as amended). The Statutory auditors have expressed an unmodified opinion therefore the company is not required to give Statement of Impact of Audit Qualification for Audit Report with modified opinion.
5. The Company's main business is Trading activities. All other activities of the company revolve around the main business. As such there are no separate reportable segments, as per Ind AS-108.
6. Other Comprehensive income includes Gain / (Loss) on fair value of Equity Instruments.
7. Previous years/quarters figures have been regroup/ rearranged wherever necessary.
8. The figures for the last quarter of the current year and of previous year are the balancing figures between audited figures in respect of the full financial year and the published year to date figures upto 3rd quarter.
9. The aforesaid Audited financial results will be uploaded on the company's website www.yashmanagement.in and will also be available on the website of stock exchange i.e. www.bseindia.com for the benefit of shareholders and investors.

For Yash Management & Satellite Ltd.


Anurag Gupta
Managing Director
DIN: 00398458



Place: Mumbai
Date: 29.05.2023




Yash Management & Satellite Ltd.

Consolidated Segmentwise revenue, Results and Capital Employed for Quarter and Year ended 31st March, 2023

(Rs in Lakhs)

S. No	Particulars	Quarter ended			Year Ended	
		Consolidated			Consolidated	
		31-03-2023	31-12-2022	31-03-2022	31-03-2023	31-03-2022
		Audited	Unaudited	Audited	Audited	Audited
1	Segment Revenue					
	(a) Trading Activities	747.64	568.84	35.84	1,784.62	166.02
	(b) Manufacturing Activities	551.29	579.94	148.25	1,645.81	148.25
	(c) Other	-	-	-	-	-
	Total	1,298.93	1,148.78	184.09	3,430.43	314.27
	Less: Inter Segment Revenue	7.12	7.50	2.42	24.61	2.42
	Net Sales/Income from operations	1,291.81	1,141.28	181.67	3,405.82	311.85
2	Segment Results					
	(Profit)(+)/Loss(-) before tax and interest from each segment					
	(a) Trading Activities	(50.04)	85.78	(28.14)	142.30	147.79
	(b) Manufacturing Activities	(15.44)	(50.59)	(25.29)	(123.76)	(25.29)
	(c) Other	-	-	-	-	-
	Total	(65.48)	35.19	(53.43)	18.54	122.50
	Less: Interest	40.84	44.93	-	144.91	-
	Total Profit Before Tax	(106.32)	(9.74)	(53.43)	(126.37)	122.50
3	Capital Employed (Segment Assets-Liabilities)					
	(a) Trading Activities	-	-	-	2,599.08	2,579.14
	(b) Manufacturing Activities	-	-	-	2,571.26	2,425.85
4	Segment Liabilities					
	(a) Trading Activities	-	-	-	75.49	172.84
	(b) Manufacturing Activities	-	-	-	1,898.98	1,468.64
3	Capital Employed (Segment Assets-Liabilities)					
	(a) Trading Activities	-	-	-	2,523.59	2,406.31
	(b) Manufacturing Activities	-	-	-	672.28	957.21
	(c) Other	-	-	-	-	-
	Total	-	-	-	3,195.87	-





Yash Management & Satellite Ltd.

To,
The Secretary,
Corporate Relationship Department,
Bombay Stock Exchange Limited,
PhirozeJeejeebhoy Towers,
Dalal Street, Mumbai-400001

Date: 29th May, 2023

Dear Sir,

Sub: Submission of declaration regarding unmodified opinion of the Auditors on Annual Audited Standalone and Consolidated Financial Results of the company for the year ended 31st March, 2023 as per second proviso to Regulation 33(3)(d) of SEBI (Listing Obligations and Disclosures Requirement) Regulations, 2015.

Ref: Yash Management & Satellite Limited (ISIN: INE216B01012, Scrip code: 511601)

DECLARATION

Pursuant to Regulation 33(3)(d) of Securities and Exchange Board of India (Listing Obligations and Disclosure Requirements) Regulations, 2015, as amended from time to time, I the undersigned do hereby declare that in the Audit Report accompanying the Standalone as well as Consolidated Annual Audited Financial Statements of Yash Management & Satellite Limited for the financial year ended on 31st March, 2023. The Statutory Auditor M/s BKG & Associates did not express any modified opinion/ audit qualification or other reservation and accordingly, the statement on Impact of Audit Qualifications is not required to be given.

You are requested to please consider and take on record the same.

Thanking You
Yours Faithfully

For Yash Management & Satellite Limited


Anurag Gupta
Managing Director
DIN: 00398458

