

OGL/ND/2022

November 12, 2022

The Manager
National Stock Exchange of India Ltd.
Exchange Plaza, Bandra-Kurla Complex,
Bandra (East)
Mumbai - 400051
Email: cmlist@nse.co.in
Scrip Code: BINDALAGRO

The Manager
BSE Ltd.
Department of Corporate Services
Floor 25, P J Towers, Dalal Street,
Mumbai - 400001
Email: corp.relations@bseindia.com
Scrip Code: 539290

Sub: Submission of newspaper publications

Dear Sir,

Please find enclosed herewith newspaper publications for publication of unaudited financial results for the quarter ended September 30, 2022 published in the following newspapers:

1. Business Standard (National daily newspaper) on November 12, 2022;
2. Ajit (Regional daily newspaper) on November 12, 2022.

This is for your information and records.

Yours faithfully,
For Oswal Greentech Limited



Sonal Malhotra
Company Secretary & Compliance Officer

Encl: A/a

APPOINTMENTS

सेन्ट बैंक होम फायनेंस लिमिटेड
Cent Bank Home Finance Limited
 Corporate Office, Central Bank of India Building, Fort, Mumbai 400001
 सेन्ट बैंक ऑफ होम फायनेंस की संस्था Subsidiary of Central Bank of India
Ph.022-69519304 –
Email id : lead@cbhfl.com
EMPANELMENT OF PANEL LAWYERS AND VALUERS
Cent Bank Home Finance Ltd invites application from Legal Advocates / Valuers for empanelment in its branches as panel Advocates & Valuers for Technical valuation. For more details and applying please visit our websites www.cbhfl.com

SBI STATE BANK OF INDIA
LOCAL HEAD OFFICE, BHUBANESWAR
 III/1, Pt. J.N. Marg, Unit-III, Kharavel Nagar, Bhubaneswar-751001,
 Ph -0674-2600601-660
SELECTION OF SERVICE PROVIDER FOR SORTING, PHYSICAL SEGREGATION OF LOAN FILES / DOCUMENTS, SCANNING AND DIGITISATION AT BANK'S VARIOUS CENTRES
 Availability of application on SBI website : 10.00 AM of 11.11.2022 to 5.00 PM of 17.11.2022
 Last date & time of submission of application: 07.12.2022, 5.00 P.M.
 State Bank of India, Local Head Office, Bhubaneswar invites applications for selection of Service Provider for Sorting, Physical segregation of Loan files / documents, Scanning and Digitisation at Bank's various Centres in the State of Odisha. The eligibility criteria and application form will remain available during the period on Bank's website bank.sbi/web/sbi-in-the-news/procurement-news. Link: <https://bank.sbi/web/sbi-in-the-news/procurement-news>. The interested eligible service providers may download the application documents from Bank's website and submit their applications on or before the date and time stated above. Application received after the given date and time will not be entertained. The Bank reserves the right to accept and / or reject any or all applications without assigning any reason whatsoever.
Date: 11.11.2022 **Deputy General Manager (SMEBU/PBBU)**
Place: Bhubaneswar

Tapir Constructions Limited
Extract of Unaudited Financial Results for the quarter ended 30 September 2022
 (₹ in Hundreds)

Sl. No.	Particulars	3 months ended		Previous year ended
		30 Sept 2022 (Unaudited)	31 March 2022 (Audited)	
1	Total Income from Operations	30,396.97	21,950.75	
2	Net (Loss) / Profit for the period (before Tax, Exceptional and/or Extraordinary items)	(174,206.91)	(2,176,328.18)	
3	Net (Loss) / Profit for the period before Tax (after Exceptional and/or Extraordinary items)	(174,206.91)	(2,176,328.18)	
4	Net (Loss) / Profit for the period after Tax, (after Exceptional and/or Extraordinary items)	(174,206.91)	(2,176,328.18)	
5	Total Comprehensive Income for the period [Comprising (Loss) / Profit for the period (after tax) and Other Comprehensive Income (after tax)]	(174,206.91)	(2,176,328.18)	
6	Paid up Equity Share Capital	5,000.00	5,000.00	
7	Reserves (excluding Revaluation Reserve)	(20,180,473.41)	(19,903,376.22)	
8	Securities Premium Account	-	-	
9	Net Worth	(20,175,473.41)	(19,898,376.22)	
10	Paid up Debt Capital / Outstanding Debt	38,533,871.09	35,747,250.00	
11	Outstanding redemption preference share	-	-	
12	Debt Equity Ratio	(1.91)	(1.80)	
13	Earnings per Share (EPS) (Face value Per Share Rs. 10 each)			
	-Basic (Amount in ₹)	(348.41)	(4,352.66)	
	-Diluted (Amount in ₹)	(348.41)	(4,352.66)	
14	Capital Redemption Reserve	-	-	
15	Debt Redemption Reserve	-	-	
16	Debt Service Coverage Ratio	(2.12)	-	
17	Interest Service Coverage Ratio	(2.12)	-	

Notes:
 1. The above results have been reviewed by the Audit Committee and subsequently approved at the meeting of the Board of Directors held on 11 November 2022.
 2. The above is an extract of the detailed format of Quarterly / Annual Financial Results filed with the Stock Exchanges under Regulation 52(8), read with 52(4) of the SEBI (Listing and Other Disclosure Requirements) Regulations, 2015. The full format of the Quarterly/ Annual Financial Results are available on the Company's website (<https://indiabullsrealstate.com/tcl/>) and on the website of BSE (<https://www.bseindia.com>) and NSE (<https://www.nseindia.com>).
Registered Office:
 Office no 202, 2nd Floor, A-18 Rama House, Middle Circle, Connaught Place, New Delhi- 110 001.
 (CIN: U70200DL2014PLC267441)
For and on behalf of the Board of Directors
Om Parkash Parjapati
 Director
 Place : Gurugram
 Date : 11 November 2022

VIPUL LIMITED
 Regd. Office: Unit No. 201, C-50, Malviya Nagar, Delhi-110017
 Corp. Office: Vipul TechSquare, Golf Course Road, Sector-43, Gurgaon-122009
 CIN No.: L68923DL2002PLC167607, Phone No.: 0124-4065500, Website: www.vipulgroup.in

Extract of Standalone Audited Financial Results for the 2nd Quarter & Half year ended September 30, 2022
 (₹ in Lakhs except per share earnings per share)

S. No.	Particulars	FOR THE QUARTER ENDED			FOR THE HALF YEAR ENDED		
		30.09.2022 (Unaudited)	30.06.2022 (Unaudited)	30.09.2021 (Unaudited)	30.09.2022 (Unaudited)	30.09.2021 (Unaudited)	FOR THE YEAR ENDED 31.03.2022 (Audited)
1	Total Income from operations	1,444.65	1,431.58	1,773.07	2,876.23	3,211.88	13,158.05
2	Net Profit/(Loss) for the period (before Tax, Exceptional and/or Extraordinary items)	(907.87)	(1,324.57)	(2,142.84)	(2,232.44)	(2,788.77)	(3,491.51)
3	Net Profit/(Loss) for the period before Tax (after Exceptional and/or Extraordinary items)	(907.87)	(1,075.72)	(2,142.84)	(1,665.59)	(2,788.77)	(3,491.51)
4	Net Profit/(Loss) for the period after Tax (after Exceptional and/or Extraordinary items)	(907.87)	(1,075.72)	(1,593.86)	(1,665.59)	(2,083.23)	(2,785.97)
5	Equity Share Capital	1199.84	1199.84	1199.84	1199.84	1199.84	1199.84
6	Total Comprehensive Income for the period (Comprising Profit / (Loss) for the period (after tax) and other Comprehensive Income (after tax))	(907.87)	(1,075.72)	(1,593.86)	(1,665.59)	(2,083.23)	(2,785.97)
7	Earnings per share (of ₹ 1/- each) (for continuing and discounted operations)	(0.76)	(0.97)	(1.33)	(1.44)	(1.74)	(2.32)
	- Basic	(0.76)	(0.97)	(1.33)	(1.44)	(1.74)	(2.32)
	- Diluted	(0.76)	(0.97)	(1.33)	(1.44)	(1.74)	(2.32)

Extract of Consolidated Audited Financial Results for the 2nd Quarter & Half year ended September 30, 2022
 (₹ in Lakhs except per share earnings per share)

S. No.	Particulars	FOR THE QUARTER ENDED			FOR THE HALF YEAR ENDED		
		30.09.2022 (Unaudited)	30.06.2022 (Unaudited)	30.09.2021 (Unaudited)	30.09.2022 (Unaudited)	30.09.2021 (Unaudited)	FOR THE YEAR ENDED 31.03.2022 (Audited)
1	Total Income from operations	4,865.36	1,578.46	1,821.86	6,443.82	3,783.16	14,776.19
2	Net Profit/(Loss) for the period (before Tax, Exceptional and/or Extraordinary items)	2,750.64	(10,899.77)	(2,750.10)	(8,149.12)	(3,240.39)	(4,883.47)
3	Net Profit/(Loss) for the period before Tax (after Exceptional and/or Extraordinary items)	2,750.64	(10,899.77)	(2,750.10)	(8,149.12)	(3,240.39)	(4,883.47)
4	Net Profit/(Loss) for the period after Tax (after Exceptional and/or Extraordinary items)	1,867.42	(10,913.31)	(2,165.24)	(9,045.88)	(2,589.05)	(4,182.65)
5	Equity Share Capital	1199.84	1199.84	1199.84	1199.84	1199.84	1199.84
6	Total Comprehensive Income for the period (Comprising Profit / (Loss) for the period (after tax) and other Comprehensive Income (after tax))	1,867.42	(10,913.31)	(2,165.24)	(9,045.88)	(2,589.05)	(4,133.54)
7	Earnings per share (of ₹ 1/- each) (for continuing and discounted operations)	1.56	(9.10)	(1.80)	(7.54)	(2.16)	(3.49)
	- Basic	1.56	(9.10)	(1.80)	(7.54)	(2.16)	(3.49)
	- Diluted	1.56	(9.10)	(1.80)	(7.54)	(2.16)	(3.49)

NOTE:
 The above are extracts of the detailed format of standalone and consolidated un-audited for the 2nd quarter and half year ended September 30, 2022, filed with BSE Ltd. and National Stock Exchange of India Ltd., under Regulation 33 of the SEBI (Listing Obligations and Disclosure Requirements) Regulations, 2015 ("Listing Regulations"). The full format of the standalone and consolidated un-audited for the 2nd quarter and half year ended September 30, 2022 is available on the websites of the stock exchanges i.e. www.bseindia.com and www.nseindia.com and on the Company's website: www.vipulgroup.in.
 The above standalone and consolidated un-audited for the 2nd quarter and half year ended September 30, 2022 is reviewed by the Audit Committee and on the recommendations have been approved by the Board of Directors at their respective meetings held on November 11, 2022. Further in accordance with the requirements of Regulation 33 of the Listing Regulations with the stock exchanges, the statutory auditor have carried out limited review for standalone and consolidated un-audited for the 2nd quarter and half year ended September 30, 2022 and the limited review report has been approved by the Board.
 The above results have been prepared in accordance with recognitions and measurements principles laid down in Ind AS prescribed under Section 133 of the Companies Act, 2013 read with relevant rules issued thereunder and other accounting principles generally accepted in India. These results will be available on the Company's website www.vipulgroup.in and websites of BSE Limited and National Stock Exchange of India Limited viz. www.bseindia.com and www.nseindia.com.
For and on behalf of the Board
Vipul Limited
 Sd/-
Punit Beriwal
 Managing Director & Chief Executive Officer
 Date : November 11, 2022
 Place : Gurugram

AksharChem (India) Limited
 Regd. Office: "Akshar House", Chhatral Kadi Road, Indrad – 382 715, Mehsana.
 Tel : +91 2764 233007/08/09/10 Fax : +91 2764 233550
 Website: www.aksharchemindia.com, e-mail ID: cs@aksharchemindia.com, CIN: L24110GJ1989PLC012441

EXTRACT OF STANDALONE UNAUDITED FINANCIAL RESULTS FOR THE QUARTER AND HALF YEAR ENDED SEPTEMBER 30, 2022
 (Rs. in lakhs except EPS)

Sr. No.	Particulars	Rs. in lakhs except EPS		
		Quarter Ended 30/09/2022 (Unaudited)	Half Year Ended 30/09/2022 (Unaudited)	Quarter Ended 30/09/2021 (Unaudited)
1.	Total Income from Operations	9,053.91	20,509.22	8,306.46
2.	Net Profit for the period (before tax and exceptional items)	144.76	354.50	450.56
3.	Net Profit for the period before tax (after exceptional items)	144.76	354.50	450.56
4.	Net Profit for the period after tax (after exceptional items)	98.22	244.33	316.81
5.	Total Comprehensive Income for the period [Comprising Profit/(loss) for the period (after tax) and other comprehensive income (after tax)]	78.58	202.70	324.27
6.	Paid up Equity Share Capital (Face Value of Rs. 10/- each)	803.31	803.31	820.26
7.	Reserves (excluding Revaluation Reserve) as shown in the Audited Balance Sheet	-	-	-
8.	Earnings per share (for Continuing and discontinued operations)			
	Basic	1.22	3.04	3.86
	Diluted	1.22	3.04	3.86

Notes: 1. The above is an extract of the detailed format of Quarterly Financial Results filed with the Stock Exchanges under Regulation 33 of the SEBI (Listing Obligations and Disclosure Requirements) Regulations, 2015. The full format of the Quarterly Financial Results will be available on the Stock Exchange website namely www.bseindia.com and www.nseindia.com and also on the Company's website at www.aksharchemindia.com.
For and on behalf of Board of Directors
AksharChem (India) Limited
 Sd/-
Munjal M. Jaykrishna
 Joint Managing Director & CEO
 Place: Ahmedabad
 Date : November 11, 2022

ABHEY OSWAL GROUP
Oswal Greentech Limited
 CIN: L24112PB1981PLC031099
 Corporate Office : 7th Floor, Antriksh Bhawan, 22, Kasturba Gandhi Marg, New Delhi-110001

Extract of the Unaudited Standalone Financial Results for the Quarter and half year ended 30th September, 2022
 (Amount in ₹ Lakh)

Particulars	Standalone					
	Quarter Ended		Half year ended		Year Ended	
	30.9.2022 (Unaudited)	30.06.2022 (Unaudited)	30.09.2021 (Unaudited)	30.9.2022 (Unaudited)	30.09.2021 (Unaudited)	31.03.2022 (Audited)
Total Income from Operations	533.82	574.04	449.65	1,107.86	719.04	2,401.48
Net Profit/(Loss) for the period/year (before tax)	1,734.43	1,522.94	1,802.25	3,257.37	3,151.49	6,118.91
Net Profit/(Loss) for the period/year after tax	1,285.94	1,128.46	1,552.49	2,414.40	2,498.74	4,605.34
Total Comprehensive income for the period/year [comprising profit/(loss) for the period/year (after tax) and Other comprehensive income (after tax)]	1,299.65	1,142.06	1,552.51	2,441.71	2,498.80	4,659.82
Paid up Equity Share Capital (Face Value of ₹10/- each)	25,680.92	25,680.92	25,680.92	25,680.92	25,680.92	25,680.92
Other equity (excluding revaluation reserves) as shown in the Audited Balance Sheet	-	-	-	-	-	2,22,665.10
Basic and Diluted Earnings per share (Face Value of ₹10/- each)	0.50	0.44	0.60	0.94	0.97	1.79

Note: The above is an extract of the detailed format of the Quarterly and half yearly Standalone Unaudited Financial results filed with the stock exchanges under Regulation 33 of the SEBI (Listing Obligations and Disclosure Requirements) Regulations, 2015. The full format of the Financial results are available on the stock exchange website www.bseindia.com and www.nseindia.com and also on the Company's website www.oswalgreens.com.
For Oswal Greentech Limited
 Sd/-
Anil Bhalla
 CEO and Managing Director
 DIN: 00587533
 Date:- 11.11.2022
 Place:- New Delhi
 Regd. Office : Near Jain Colony, Vijay Inder Nagar, Daba Road, Ludhiana-141 003 (Punjab)
 Contact: 0161- 2544238 ; website: www.oswalgreens.com; Email ID: oswal@oswalgreens.com


FORCE MOTORS LIMITED
 CIN L34102PN1958PLC011172
 Regd. Office : Mumbai-Pune Road, Akurdi, Pune - 411 035, INDIA.

EXTRACT OF CONSOLIDATED UNAUDITED FINANCIAL RESULTS FOR THE QUARTER AND HALF-YEAR ENDED 30 SEPT. 2022.
 CONSOLIDATED (₹ IN LAKHS)

Sr. No.	Particulars	CONSOLIDATED (₹ IN LAKHS)		
		Quarter ended 30 Sept. 2022 (Unaudited)	Half-year ended 30 Sept. 2022 (Unaudited)	Quarter ended 30 Sept. 2021 (Unaudited)
1	Total Income from Operations	1,26,407	2,23,487	93,774
2	Net Profit / (Loss) before Tax and Exceptional items	2,993	672	109
3	Net Profit / (Loss) before Tax and after Exceptional items	2,993	672	109
4	Net Profit / (Loss) after Tax	1,928	269	(104)
5	Total Comprehensive Income for the period [comprising Profit / (Loss) for the period (after tax) and Other Comprehensive Income (after tax)]	2,761	1,028	238
6	Equity Share Capital	1,318	1,318	1,318
7	Other Equity (as shown in the Audited Balance Sheet of the previous year)	-	1,73,469	-
8	Earnings Per Share (Face value of ₹10/- per Share) Basic and Diluted Earnings Per Share (not annualised) (in ₹)	14.62	2.00	(0.81)

KEY STANDALONE FINANCIAL INFORMATION :
 STANDALONE (₹ IN LAKHS)

Sr. No.	Particulars	STANDALONE (₹ IN LAKHS)		
		Quarter ended 30 Sept. 2022 (Unaudited)	Half-year ended 30 Sept. 2022 (Unaudited)	Quarter ended 30 Sept. 2021 (Unaudited)
1	Total Income from Operations	1,26,397	2,23,468	93,764
2	Profit / (Loss) before Tax	3,059	1,141	583
3	Profit / (Loss) after Tax	1,997	743	373
4	Total Comprehensive Income (after tax)	2,828	1,499	715

The above information has been extracted from the detailed Quarterly Financial Results, which have been reviewed by the Audit Committee, approved by the Board of Directors, subjected to a limited review by the Statutory Auditors and filed with the Stock Exchange under Regulation 33 of the SEBI (Listing Obligations and Disclosure Requirements) Regulations, 2015. The full format of the Quarterly Financial Results are available on the Stock Exchange website at www.bseindia.com and on the Company's website at www.forcemotors.com.
For and on behalf of the Board of Directors
PRASAN FIRODIA
 Managing Director
 DIN : 0029664
 Place : Pune
 Date : 11 November 2022

www.forcemotors.com

PEARL GLOBAL INDUSTRIES LIMITED
 CIN: L74899DL1989PLC036849
 Exceeding Expectations...Always
 Registered Office: C-17/1, Paschim Marg, Vasant Vihar, New Delhi-110057
 Corp. Off.: Pearl Tower, Plot No. 51, Sector-32, Institutional Area, Gurgaon-122001, Haryana
 Tel: 0124-4651000; E-mail: investor.pgil@pearlglobal.com; Website: www.pearlglobal.com

EXTRACT OF CONSOLIDATED UNAUDITED FINANCIAL RESULTS FOR THE QUARTER AND HALF YEAR ENDED SEPTEMBER 30, 2022
 (Rs. in Lakhs except earning per share data)

S. No.	Particulars	Quarter Ended 30.09.2022 (Unaudited)	Half Year Ended 30.09.2022 (Unaudited)	Quarter Ended 30.09.2021 (Unaudited)	Year Ended 31.03.2022 (Audited)
		1	Total income from operations	86,800.89	1,72,532.25
2	Net Profit / (Loss) for the period (before Tax, Exceptional and/or Extraordinary items*)	3,235.67	7,784.41	2,338.19	7,910.00
3	Net Profit / (Loss) for the period before tax (after Exceptional and / or Extraordinary items*)	3,195.59	7,549.73	2,992.67	8,581.82
4	Net Profit / (Loss) for the period after tax (after Exceptional and/or Extraordinary items*)	2,588.29	6,225.99	2,552.97	7,010.88
5	Total Comprehensive Income for the period (Comprising Profit / (Loss) for the period (after tax) and Other Comprehensive Income (after tax))	876.54	3,796.53	3,173.85	8,416.14
6	Equity Share Capital	2,166.39	2,166.39	2,166.39	2,166.39
7	Reserves (excluding Revaluation Reserve) as shown in the Audited Balance Sheet of the previous year	-	-	-	57,727.53
8.	Earning Per Share (of Rs.10/- each) (not annualised)				
	Basic	10.68	27.52	11.31	31.46
	Diluted	10.68	27.52	11.31	31.46


(* Exceptional and/or Extraordinary items adjusted in the Statement of Profit & Loss in accordance with Ind AS Rules.
Notes:
 (1) The above is an extract of the detailed format of Quarterly / Half Yearly Financial Results filed with the Stock Exchanges under Regulation 33 of SEBI (Listing Obligations and Disclosure Requirements) Regulations, 2015. The full format of the Quarterly / Half Yearly Financial Results (both Consolidated & Standalone) are available on the Company's website at www.pearlglobal.com, besides the websites of BSE Ltd. and National Stock Exchange of India Ltd.
 (2) The above financial results were reviewed and recommended by the Audit Committee and approved by the Board of the Directors of company at their meetings held on November 11, 2022.
 (3) Additional information on standalone financial results pursuant to Regulation 47 of SEBI (Listing Obligations and Disclosure Requirements) Regulations, 2015:
 (Rs. in Lakhs)

S. No.	Particulars	Quarter Ended 30.09.2022 (Unaudited)	Half Year Ended 30.09.2022 (Unaudited)	Quarter Ended 30.09.2021 (Unaudited)	Year Ended 31.03.2022 (Audited)
(a)	Turnover	30,052.41	62,839.24	21,631.07	93,377.06
(b)	Net Profit / (Loss) for the period before tax (after Exceptional and / or Extraordinary items)	739.45	2,895.97	1,039.35	3,610.59
(c)	Total Comprehensive Income for the period (Comprising Profit / (Loss) for the period (after tax) and Other Comprehensive Income (after tax))	344.74	893.89	841.09	2,976.04

By order of the Board
For Pearl Global Industries Limited
 Sd/-
(Pallab Banerjee)
 Managing Director
 DIN 07193749
 Place : Gurugram
 Dated : November 11, 2022

<- ਵਾਪਸ ਪੇਜ ਤੇ ਪਰਤੇ (/page/20221112/8/5/8_5.cms)

ਖ਼ਬਰ ਸ਼ੇਅਰ ਕਰੋ



ABHEY OSWAL GROUP

ਓਸਵਾਲ ਗਰੀਨਟੈੱਕ ਲਿਮਿਟਿਡ

ਸੀ ਆਈ ਐਨ : L24112PB1981PLCO31099
ਕਾਰਪੋਰੇਟ ਦਫ਼ਤਰ: 7ਵੀਂ ਮੰਜ਼ਿਲ, ਅੰਤਰਿਕਸ ਭਵਨ, 22, ਕਸਤੂਰਬਾ ਗਾਂਧੀ ਮਾਰਗ, ਨਵੀਂ ਦਿੱਲੀ-110001


30 ਸਤੰਬਰ, 2022 ਨੂੰ ਖ਼ਤਮ ਹੋਈ ਤਿਮਾਹੀ ਅਤੇ ਛਿਮਾਹੀ ਲਈ ਅਣਆਡਿਟਿਡ ਸਟੈਂਡਅਲੋਨ ਵਿੱਤੀ ਨਤੀਜਿਆਂ ਦਾ ਸਾਰ (ਰਾਸ਼ੀ ਵ ਲੱਖਾਂ ਵਿਚ)

ਵੇਰਵੇ	ਸਟੈਂਡਅਲੋਨ					
	ਖ਼ਤਮ ਹੋਈ ਤਿਮਾਹੀ			ਖ਼ਤਮ ਹੋਈ ਛਿਮਾਹੀ		
	30.9.2022 (ਅਣਆਡਿਟਿਡ)	30.06.2022 (ਅਣਆਡਿਟਿਡ)	30.09.2021 (ਅਣਆਡਿਟਿਡ)	30.9.2022 (ਅਣਆਡਿਟਿਡ)	30.09.2021 (ਅਣਆਡਿਟਿਡ)	31.03.2022 (ਅਡਿਟਿਡ)
ਸੰਚਾਲਨਾਂ ਤੋਂ ਕੁੱਲ ਆਮਦਨ	533.82	574.04	449.65	1,107.86	719.04	2,401.48
ਅਰਸਾ/ਸਾਲ (ਟੈਕਸ ਤੋਂ ਪਹਿਲਾਂ) ਲਈ ਨਿਰੋਲ ਲਾਭ/(ਹਾਨੀ)	1,734.43	1,522.94	1,802.25	3,257.37	3,151.49	6,118.91
ਅਰਸਾ/ਸਾਲ ਟੈਕਸ ਤੋਂ ਬਾਅਦ ਲਈ ਨਿਰੋਲ ਲਾਭ/(ਹਾਨੀ)	1,285.94	1,128.46	1,552.49	2,414.40	2,498.74	4,605.34
ਅਰਸਾ/ਸਾਲ (ਕਰ ਤੋਂ ਬਾਅਦ) ਲਈ ਅਰਸਾ/ਸਾਲ [ਲਾਭ/(ਹਾਨੀ) ਸ਼ਾਮਿਲ ਅਤੇ ਹੋਰ ਵਿਆਪਕ ਆਮਦਨ (ਕਰ ਤੋਂ ਬਾਅਦ) ਲਈ ਕੁੱਲ ਵਿਆਪਕ ਆਮਦਨ]	1,299.65	1,142.06	1,552.51	2,441.71	2,498.80	4,659.82
ਪੇਂਡਅੱਪ ਇਕੁਇਟੀ ਸ਼ੇਅਰ ਕੈਪੀਟਲ (₹ 10/- ਹਰੇਕ ਦੀ ਫੇਸ ਵੈਲਿਊ)	25,680.92	25,680.92	25,680.92	25,680.92	25,680.92	25,680.92
ਆਡਿਟਿਡ ਬੇਲੋਂਸ ਸ਼ੀਟ ਵਿਚ ਦਿਖਾਏ ਅਨੁਸਾਰ ਹੋਰ ਇਕੁਇਟੀ (ਰੀਵੈਲਿਊਏਸ਼ਨ ਰਿਜ਼ਰਵਜ਼ ਨੂੰ ਛੱਡ ਕੇ)	-	-	-	-	-	2,22,665.10
ਬੋਸਿਕ ਅਤੇ ਡਿਲਿਊਟਿਡ ਅਰਨਿਗਜ਼ ਪ੍ਰਤੀ ਸ਼ੇਅਰ (₹ 10/- ਹਰੇਕ ਦੀ ਫੇਸ ਵੈਲਿਊ)	0.50	0.44	0.60	0.94	0.97	1.79

ਟਿੱਪਣੀ:-
ਸੋਥੀ (ਲਿਸਟਿੰਗ ਓਬਲੀਗੇਸ਼ਨ ਐਂਡ ਡਿਸਕਲੋਜ਼ਰ ਰਿਕੁਆਇਰਮੈਂਟਸ), ਰੈਗੂਲੇਸ਼ਨਜ਼ 2015 ਦੀ ਰੈਗੂਲੇਸ਼ਨ 33 ਅਧੀਨ ਸਟਾਕ ਐਕਸਚੇਂਜ ਸਹਿਤ ਵਾਇਲਡ ਤਿਮਾਹੀ ਅਤੇ ਛਿਮਾਹੀ ਸਟੈਂਡਅਲੋਨ ਅਣਆਡਿਟਿਡ ਵਿੱਤੀ ਨਤੀਜਿਆਂ ਦਾ ਵਿਸਥਾਰਤ ਵਾਰੰਟ ਦਾ ਸਾਰ ਉੱਪਰ ਉਪਲਬਧ ਹੈ। ਵਿੱਤੀ ਨਤੀਜਿਆਂ ਦਾ ਪੂਰਾ ਵਾਰੰਟ ਸਟਾਕ ਐਕਸਚੇਂਜ ਵੈੱਬਸਾਈਟ www.bseindia.com ਅਤੇ www.nseindia.com ਅਤੇ ਕੰਪਨੀ ਦੀ ਵੈੱਬਸਾਈਟ www.oswalgreens.com 'ਤੇ ਵੀ ਉਪਲਬਧ ਹੈ।


ਵਾਸਤੇ ਓਸਵਾਲ ਗਰੀਨਟੈੱਕ ਲਿਮਿਟਿਡ
ਸਹੀ/-, ਅਨਿਲ ਭੱਲਾ
ਸੀ ਈ ਓ ਅਤੇ ਮੈਨੇਜਿੰਗ ਡਾਇਰੈਕਟਰ,
ਡੀ ਆਈ ਐਨ: 00587533

ਰਜਿ: ਦਫ਼ਤਰ : ਨਜ਼ਦੀਕ ਜੈਨ ਕਾਲੋਨੀ, ਵਿਜੇ ਇੰਦਰ ਨਗਰ, ਡਾਬਾ ਰੋਡ, ਲੁਧਿਆਣਾ-141003 (ਪੰਜਾਬ)
ਸੰਪਰਕ: 0161-2544238, ਵੈੱਬਸਾਈਟ: www.oswalgreens.com; ਈਮੇਲ ਆਈ ਡੀ: oswal@oswalgreens.com



12-Nov-2022
Page: 5

<http://epaper.ajitjalandhar.com/edition/20221112/8/5.cms>



ਰਜਿ: ਨੰ: PB/JL-138/2018-21 ਜਿਲਦ 64, ਬਾਨੀ ਸੰਪਾਦਕ (ਸਵ:) ਡਾ: ਸਾਧੂ ਸਿੰਘ ਹਮਦਰਦ ਫੋਨ : 0181-2455961-62-63, 5032400, ਫੈਕਸ : 2455960, 2220593, 2222688