



IndiaMART InterMESH Ltd.

6th floor, Tower 2, Assotech Business Cresterra,

Plot No.22, Sec 135, Noida-201305, U.P.

Call Us: +91 - 9696969696

E: customercare@indiamart.com

Website: www.indiamart.com

Date: May 12, 2020

To

The Manager - Listing

BSE Limited

(BSE: 542726)

The Manager - Listing

National Stock Exchange of India Limited

(NSE: INDIAMART)

Dear Sir/Ma'am,

Sub: Audited (Standalone and Consolidated) Financial Statements for the financial year ended March 31, 2020

With reference to the captioned subject, please find enclosed herewith Audited (Standalone and Consolidated) Financial Statements of the Company, along with the Auditors Report thereon, for the financial year ended March 31, 2020.

Please take the above information on record.

Yours faithfully,

For Indiamart Intermesh Limited

(Manoj) Bhargava

Sr. Vice President (Legal & Secretarial),

Company Secretary & Compliance Officer



Encl: As above

BSR & Co. LLP

Chartered Accountants

Building No. 10, 8th Floor, Tower-B
DLF Cyber City, Phase - II
Gurugram - 122 002, India

Telephone: +91 124 719 1000
Fax: +91 124 235 8613

INDEPENDENT AUDITORS' REPORT

To the Members of IndiaMART InterMESH Limited

Report on the Audit of the Standalone Financial Statements

Opinion

We have audited the standalone financial statements of IndiaMART InterMESH Limited (“the Company”), which comprise the standalone balance sheet as at 31 March 2020, and the standalone statement of profit and loss (including other comprehensive income (loss)), standalone statement of changes in equity and standalone statement of cash flows for the year then ended, and notes to the standalone financial statements, including a summary of the significant accounting policies and other explanatory information (hereinafter referred to as “the standalone financial statements”).

In our opinion and to the best of our information and according to the explanations given to us, the aforesaid standalone financial statements give the information required by the Companies Act, 2013 (“Act”) in the manner so required and give a true and fair view in conformity with the accounting principles generally accepted in India, of the state of affairs of the Company as at 31 March 2020, and profit and other comprehensive income (loss), changes in equity and its cash flows for the year ended on that date.

Basis for Opinion

We conducted our audit in accordance with the Standards on Auditing (SAs) specified under section 143(10) of the Act. Our responsibilities under those SAs are further described in the *Auditor’s Responsibilities for the Audit of the Standalone Financial Statements* section of our report. We are independent of the Company in accordance with the Code of Ethics issued by the Institute of Chartered Accountants of India together with the ethical requirements that are relevant to our audit of the standalone financial statements under the provisions of the Act and the Rules thereunder, and we have fulfilled our other ethical responsibilities in accordance with these requirements and the Code of Ethics. We believe that the audit evidence we have obtained is sufficient and appropriate to provide a basis for our opinion on the standalone financial statements.

Key Audit Matters

Key audit matters are those matters that, in our professional judgment, were of most significance in our audit of the standalone financial statements of the current period. These matters were addressed in the context of our audit of the standalone financial statements as a whole, and in forming our opinion thereon, and we do not provide a separate opinion on these matters.

Description of Key Audit Matter

Revenue Recognition (See note 2.3(c) and 20 to the standalone financial statements)	
The key audit matter	How the matter was addressed in our audit
<p>The Company generates revenue primarily from web services and follows a prepaid model for its business.</p> <p>Revenue from web services is recognised over the period of the contract as and when the Company satisfies performance obligations by actually rendering the promised services to its customers.</p> <p>These services are delivered using IT systems which manage very high volume on daily basis and generate reports from which the Company recognises revenue, and hence there is inherent risk around the existence and accuracy of revenue recognition.</p> <p>We have identified revenue recognition from web services as a key audit matter because of the significance of web service revenue to the financial statements and its recognition based on high volume of data generated by internal IT systems.</p>	<p>In view of the significance of the matter we applied the following audit procedures in this area, among others to obtain sufficient appropriate audit evidence:</p> <ul style="list-style-type: none"> • We assessed the appropriateness of the revenue recognition accounting policy and its compliance with applicable accounting standards. • We evaluated the design and implementation of key internal financial controls and operating effectiveness of the relevant key controls with respect to existence and accuracy of revenue recognition on selected transactions. • We, with the involvement of IT specialists, evaluated the design, implementation and operating effectiveness of management’s general IT controls and key application controls over the Company’s IT systems which govern revenue recognition, including access controls, controls over program changes and interfaces between different systems. • We selected a sample of transactions using statistical sampling and performed tests of details including reading the contract, identifying performance obligation and its link with actual rendition to assess whether the criteria for revenue recognition are met. • We tested completeness and accuracy of web services revenue and collection from underlying relevant source documents generated by IT systems with accounting system. • We assessed the adequacy of disclosures in the standalone financial statements.

Other Information

The Company's management and Board of Directors are responsible for the other information. The other information comprises the information included in the Company's annual report, but does not include the standalone financial statements and our auditors' report thereon.

Our opinion on the standalone financial statements does not cover the other information and we do not express any form of assurance conclusion thereon.

In connection with our audit of the standalone financial statements, our responsibility is to read the other information and, in doing so, consider whether the other information is materially inconsistent with the standalone financial statements or our knowledge obtained in the audit or otherwise appears to be materially misstated. If, based on the work we have performed, we conclude that there is a material misstatement of this other information, we are required to report that fact. We have nothing to report in this regard.

Management's and Board of Directors' Responsibility for the Standalone Financial Statements

The Company's Management and Board of Directors are responsible for the matters stated in section 134(5) of the Act with respect to the preparation of these standalone financial statements that give a true and fair view of the state of affairs, profit/loss and other comprehensive income (loss), changes in equity and cash flows of the Company in accordance with the accounting principles generally accepted in India, including the Indian Accounting Standards (Ind AS) specified under section 133 of the Act. This responsibility also includes maintenance of adequate accounting records in accordance with the provisions of the Act for safeguarding of the assets of the Company and for preventing and detecting frauds and other irregularities; selection and application of appropriate accounting policies; making judgments and estimates that are reasonable and prudent; and design, implementation and maintenance of adequate internal financial controls that were operating effectively for ensuring accuracy and completeness of the accounting records, relevant to the preparation and presentation of the standalone financial statements that give a true and fair view and are free from material misstatement, whether due to fraud or error.

In preparing the standalone financial statements, the Management and Board of Directors are responsible for assessing the Company's ability to continue as a going concern, disclosing, as applicable, matters related to going concern and using the going concern basis of accounting unless the Board of Directors either intends to liquidate the Company or to cease operations, or has no realistic alternative but to do so.

The Board of Directors is also responsible for overseeing the Company's financial reporting process.

Auditor's Responsibilities for the Audit of the Standalone Financial Statements

Our objectives are to obtain reasonable assurance about whether the standalone financial statements as a whole are free from material misstatement, whether due to fraud or error, and to issue an auditor's report that includes our opinion. Reasonable assurance is a high level of assurance, but is not a guarantee that an audit conducted in accordance with SAs will always detect a material misstatement when it exists. Misstatements can arise from fraud or error and are considered material if, individually or in the aggregate, they could reasonably be expected to influence the economic decisions of users taken on the basis of these standalone financial statements.

As part of an audit in accordance with SAs, we exercise professional judgment and maintain professional skepticism throughout the audit. We also:

B S R & Co. LLP

- Identify and assess the risks of material misstatement of the standalone financial statements, whether due to fraud or error, design and perform audit procedures responsive to those risks, and obtain audit evidence that is sufficient and appropriate to provide a basis for our opinion. The risk of not detecting a material misstatement resulting from fraud is higher than for one resulting from error, as fraud may involve collusion, forgery, intentional omissions, misrepresentations, or the override of internal control.
- Obtain an understanding of internal control relevant to the audit in order to design audit procedures that are appropriate in the circumstances. Under section 143(3)(i) of the Act, we are also responsible for expressing our opinion on whether the company has adequate internal financial controls with reference to financial statements in place and the operating effectiveness of such controls.
- Evaluate the appropriateness of accounting policies used and the reasonableness of accounting estimates and related disclosures in the standalone financial statements made by the Management and Board of Directors.
- Conclude on the appropriateness of the Management and Board of Directors use of the going concern basis of accounting and, based on the audit evidence obtained, whether a material uncertainty exists related to events or conditions that may cast significant doubt on the Company's ability to continue as a going concern. If we conclude that a material uncertainty exists, we are required to draw attention in our auditor's report to the related disclosures in the standalone financial statements or, if such disclosures are inadequate, to modify our opinion. Our conclusions are based on the audit evidence obtained up to the date of our auditor's report. However, future events or conditions may cause the Company to cease to continue as a going concern.
- Evaluate the overall presentation, structure and content of the standalone financial statements, including the disclosures, and whether the standalone financial statements represent the underlying transactions and events in a manner that achieves fair presentation.

We communicate with those charged with governance regarding, among other matters, the planned scope and timing of the audit and significant audit findings, including any significant deficiencies in internal control that we identify during our audit.

We also provide those charged with governance with a statement that we have complied with relevant ethical requirements regarding independence, and to communicate with them all relationships and other matters that may reasonably be thought to bear on our independence, and where applicable, related safeguards.

From the matters communicated with those charged with governance, we determine those matters that were of most significance in the audit of the standalone financial statements of the current period and are therefore the key audit matters. We describe these matters in our auditors' report unless law or regulation precludes public disclosure about the matter or when, in extremely rare circumstances, we determine that a matter should not be communicated in our report because the adverse consequences of doing so would reasonably be expected to outweigh the public interest benefits of such communication.

Other Matter

Attention is drawn to the fact that the corresponding figures for the year ended 31 March 2019 are based on the previously issued standalone financial statements of the Company that were audited by the predecessor auditor who expressed an unmodified opinion on those financial statements on 11 May 2019.

Our opinion on the standalone financial statements is not modified in respect of this matter.

Report on Other Legal and Regulatory Requirements

1. As required by the Companies (Auditors' Report) Order, 2016 ("the Order") issued by the Central Government in terms of section 143 (11) of the Act, we give in the "Annexure A" a statement on the matters specified in paragraphs 3 and 4 of the Order, to the extent applicable.
2. (A) As required by Section 143(3) of the Act, we report that:
 - (a) We have sought and obtained all the information and explanations which to the best of our knowledge and belief were necessary for the purposes of our audit.
 - (b) In our opinion, proper books of account as required by law have been kept by the Company so far as it appears from our examination of those books.
 - (c) The standalone balance sheet, the standalone statement of profit and loss (including other comprehensive income (loss)), the standalone statement of changes in equity and the standalone statement of cash flows dealt with by this Report are in agreement with the books of account.
 - (d) In our opinion, the aforesaid standalone financial statements comply with the Ind AS specified under section 133 of the Act.
 - (e) On the basis of the written representations received from the directors as on 31 March 2020 taken on record by the Board of Directors, none of the directors is disqualified as on 31 March 2020 from being appointed as a director in terms of Section 164(2) of the Act.
 - (f) With respect to the adequacy of the internal financial controls with reference to standalone financial statements of the Company and the operating effectiveness of such controls, refer to our separate Report in "Annexure B".
- (B) With respect to the other matters to be included in the Auditors' Report in accordance with Rule 11 of the Companies (Audit and Auditors) Rules, 2014, in our opinion and to the best of our information and according to the explanations given to us:
 - i. The Company has disclosed the impact of pending litigations as at 31 March 2020 on its financial position in its standalone financial statements - Refer Note 36 to the standalone financial statements;
 - ii. The Company did not have any long-term contracts including derivative contracts for which there were any material foreseeable losses.
 - iii. There were no amounts which were required to be transferred to the Investor Education and Protection Fund by the Company.
 - iv. The disclosures in the standalone financial statements regarding holdings as well as dealings in specified bank notes during the period from 8 November 2016 to 30 December 2016 have not been made in these standalone financial statements since they do not pertain to the financial year ended 31 March 2020.

B S R & Co. LLP

(C) With respect to the matter to be included in the Auditors' Report under section 197(16):

In our opinion and according to the information and explanations given to us, the remuneration paid by the company to its directors during the current year is in accordance with the provisions of Section 197 of the Act. The remuneration paid to any director is not in excess of the limit laid down under Section 197 of the Act. The Ministry of Corporate Affairs has not prescribed other details under Section 197(16) which are required to be commented upon by us.

For **B S R & Co. LLP**

Chartered Accountants

ICAI Firm registration No: 101248W/W-100022

KANIKA KOHLI

Digitally signed by KANIKA KOHLI
Date: 2020.05.12 16:22:36 +05'30'

Kanika Kohli

Partner

Membership No: 511565

ICAI UDIN: 20511565AAAAAH5163

Place: Gurugram

Date: 12 May 2020

Annexure A to the Independent Auditors' report on the standalone financial statements of IndiaMART InterMESH Limited for the year ended 31 March 2020

Referred to in paragraph 1 under the heading 'Report on Other Legal and Regulatory Requirements' of our report of even date to the standalone financial statements of the Company for the year ended 31`March`2020, we report that:

- (i) (a) The Company has maintained proper records showing full particulars, including quantitative details and situation of fixed assets.
- (b) The Company has a regular programme of physical verification of its fixed assets, whereby all the fixed assets are physically verified once in three years. In our opinion, this periodicity of physical verification is reasonable having regard to the size of the Company and the nature of its fixed assets. As per the programme, all the fixed assets were physically verified during the year and no material discrepancies were noticed on such verification.
- (c) According to the information and explanations given to us, in respect of immovable properties taken on lease and disclosed as right-of-use-assets in the standalone financial statements, the lease agreements are in the name of the Company.
- (ii) According to the information and explanations given to us, the Company's business does not involve holding of any inventory. Accordingly, paragraph 3(ii) of the Order is not applicable.
- (iii) According to the information and explanations given to us, the Company has not granted any loans, secured or unsecured, to companies, firms, limited liability partnerships or other parties covered in the register required under section 189 of the Companies Act, 2013. Accordingly, the provisions of paragraph 3(iii) of the Order are not applicable.
- (iv) According to the information and explanations given to us, the Company has not entered into any transactions related to loans, investments, guarantees and securities to which the provisions of Section 185 of the Act are applicable. Further, according to the information and explanations given to us and on the basis of our examination of the records of the Company, the Company has complied with the provisions of section 186 of the Companies Act, 2013, with respect to investment made by the Company.
- (v) As per the information and explanations given to us, the Company has not accepted any deposits as mentioned in the directives issued by the Reserve Bank of India and the provisions of section 73 to 76 or any other relevant provisions of the Companies Act, 2013 and the rules framed there under. Accordingly, para 3(v) of the Order is not applicable to the Company.
- (vi) According to the information and explanations given to us, the Central Government has not prescribed the maintenance of cost records under sub-section (1) of section 148 of the Companies Act, 2013, for any of the services rendered by the Company. Accordingly, para 3(vi) of the Order is not applicable to the Company.
- (vii) (a) According to the information and explanations given to us and on the basis of our examination of the records of the Company, amounts deducted / accrued in the books of account in respect of undisputed statutory dues including provident fund, employees' state insurance, income-tax, service tax, goods and service tax, cess and any other statutory dues have been regularly deposited during the year by the Company with the appropriate authorities. The provisions of sales tax, duty of customs, value added tax and duty of excise are not applicable to the Company.

B S R & Co. LLP

According to the information and explanations given to us, no undisputed amounts payable in respect of provident fund, employees' state insurance, income-tax, service tax, goods and service tax, cess and any other statutory dues were in arrears as at 31 March 2020 for a period of more than six months from the date they became payable.

- (b) According to the information and explanations given to us, there are no dues of Income-tax or Sales tax or Service tax or Goods and Services tax or duty of Customs or duty of Excise or Value added tax which have not been deposited by the Company on account of any dispute, except for the following:

Name of the Statute	Nature of the Dues	Amount (INR in million)	Period (Financial Year)	Forum where dispute is pending
Income Tax Act, 1961	Income Tax	2.96*	2009-10	High Court-Delhi
Income Tax Act, 1961	Income Tax	2.39*	2010-11	Income Tax Appellate Tribunal
Income Tax Act, 1961	Income Tax	0.26*	2012-13	Commissioner of Income Tax Appeals
Income Tax Act, 1961	Income Tax	0.70*	2013-14	Income Tax Appellate Tribunal
Income Tax Act, 1961	Income Tax	3.03*	2016-17	Commissioner of Income Tax Appeals
Finance Act, 1994	Service Tax	6.78	2006-07 to 2011-12	CESTAT
Finance Act, 1994	Service Tax	1.30	2013-14 to 2015-16	Commissioner of GST & Central Excise
Finance Act, 1994	Service Tax	15.38	2013-14 to 2017-18	Commissioner of GST & Central Excise

* Represents amount adjusted with brought forward losses/unabsorbed depreciation in the demand orders.

- (viii) According to the information and explanations given to us, the Company did not have any outstanding loans or borrowings from financial institution or bank or government or debenture holders during the year. Accordingly, paragraph 3(viii) of the Order is not applicable to the Company.
- (ix) According to the information and explanations given to us, the Company has not raised any money by way of initial public offer or further public offer (including debt instrument) and term loans. Accordingly, paragraph 3(ix) of the Order is not applicable to the Company.
- (x) According to the information and explanations given to us, no fraud by the Company or on the Company by its officers or employees has been noticed or reported during the course of our audit.
- (xi) In our opinion and according to the information and explanations given to us and based on examination of the records of the Company, the Company has paid/provided managerial remuneration in accordance with the requisite approvals mandated by the provisions of section 197 read with Schedule V to the Companies Act, 2013.
- (xii) According to the information and explanations given to us, the Company is not a Nidhi Company. Accordingly, paragraph 3(xii) of the Order is not applicable.

B S R & Co. LLP

- (xiii) In our opinion and according to the information and explanations given to us and on the basis of our examination of the records of the Company, the transactions with the related parties are in compliance with section 177 and 188 of the Companies Act, 2013, where applicable and the details of such transactions have been disclosed in the financial statements as required by the applicable accounting standards.
- (xiv) According to the information and explanation given to us and on the basis of our examination of the records of the Company, the Company has not made any preferential allotment or private placement of shares or fully or partly convertible debentures during the year. Accordingly, paragraph 3(xiv) of the Order is not applicable.
- (xv) According to information and explanations given to us, the Company has not entered into any non-cash transactions with directors or persons connected with them. Accordingly, paragraph 3(xv) of the Order is not applicable.
- (xvi) According to the information and explanations given to us, the Company is not required to be registered under section 45-IA of the Reserve Bank of India Act, 1934.

For **B S R & Co. LLP**
Chartered Accountants

ICAI Firm registration No: 101248W/W-100022

KANIKA KOHLI Digitally signed by KANIKA
KOHLI
Date: 2020.05.12 16:24:11 +05'30'
Kanika Kohli
Partner

Place: Gurugram
Date: 12 May 2020

Membership No:511565
ICAI UDIN: 20511565AAAAAH5163

Annexure B to the Independent Auditors' report on the standalone financial statements of IndiaMART InterMESH Limited for the year ended 31 March 2020

Report on the internal financial controls with reference to the aforesaid standalone financial statements under Clause (i) of Sub-section 3 of Section 143 of the Companies Act, 2013

(Referred to in paragraph 2(A)(f) under 'Report on Other Legal and Regulatory Requirements' section of our report of even date)

Opinion

We have audited the internal financial controls with reference to standalone financial statements of IndiaMART InterMESH Limited ("the Company") as of 31 March 2020 in conjunction with our audit of the standalone financial statements of the Company for the year ended on that date.

In our opinion, the Company has, in all material respects, adequate internal financial controls with reference to standalone financial statements and such internal financial controls with reference to standalone financial statements were operating effectively as at 31 March 2020, based on the internal financial controls with reference to financial statements criteria established by the Company considering the essential components of internal control stated in the Guidance Note on Audit of Internal Financial Controls Over Financial Reporting issued by the Institute of Chartered Accountants of India (the "Guidance Note").

Management's Responsibility for Internal Financial Controls

The Company's management and the Board of Directors are responsible for establishing and maintaining internal financial controls based on the internal financial controls with reference to standalone financial statements criteria established by the Company considering the essential components of internal control stated in the Guidance Note. These responsibilities include the design, implementation and maintenance of adequate internal financial controls that were operating effectively for ensuring the orderly and efficient conduct of its business, including adherence to company's policies, the safeguarding of its assets, the prevention and detection of frauds and errors, the accuracy and completeness of the accounting records, and the timely preparation of reliable financial information, as required under the Companies Act, 2013 (hereinafter referred to as "the Act").

Auditors' Responsibility

Our responsibility is to express an opinion on the Company's internal financial controls with reference to standalone financial statements based on our audit. We conducted our audit in accordance with the Guidance Note and the Standards on Auditing, prescribed under section 143(10) of the Act, to the extent applicable to an audit of internal financial controls with reference to standalone financial statements. Those Standards and the Guidance Note require that we comply with ethical requirements and plan and perform the audit to obtain reasonable assurance about whether adequate internal financial controls with reference to standalone financial statements were established and maintained and whether such controls operated effectively in all material respects.

Our audit involves performing procedures to obtain audit evidence about the adequacy of the internal financial controls with reference to financial statements and their operating effectiveness. Our audit of internal financial controls with reference to standalone financial statements included obtaining an understanding of such internal financial controls, assessing the risk that a material weakness exists, and testing and evaluating the design and operating effectiveness of internal control based on the assessed risk.

B S R & Co. LLP

The procedures selected depend on the auditor's judgement, including the assessment of the risks of material misstatement of the standalone financial statements, whether due to fraud or error.

We believe that the audit evidence we have obtained is sufficient and appropriate to provide a basis for our audit opinion on the Company's internal financial controls with reference to standalone financial statements.

Meaning of Internal Financial controls with Reference to Standalone Financial Statements

A company's internal financial controls with reference to standalone financial statements is a process designed to provide reasonable assurance regarding the reliability of financial reporting and the preparation of financial statements for external purposes in accordance with generally accepted accounting principles. A company's internal financial controls with reference to standalone financial statements include those policies and procedures that (1) pertain to the maintenance of records that, in reasonable detail, accurately and fairly reflect the transactions and dispositions of the assets of the company; (2) provide reasonable assurance that transactions are recorded as necessary to permit preparation of financial statements in accordance with generally accepted accounting principles, and that receipts and expenditures of the company are being made only in accordance with authorisations of management and directors of the company; and (3) provide reasonable assurance regarding prevention or timely detection of unauthorised acquisition, use, or disposition of the company's assets that could have a material effect on the financial statements.

Inherent Limitations of Internal Financial controls with Reference to Standalone Financial Statements

Because of the inherent limitations of internal financial controls with reference to standalone financial statements, including the possibility of collusion or improper management override of controls, material misstatements due to error or fraud may occur and not be detected. Also, projections of any evaluation of the internal financial controls with reference to standalone financial statements to future periods are subject to the risk that the internal financial controls with reference to standalone financial statements may become inadequate because of changes in conditions, or that the degree of compliance with the policies or procedures may deteriorate.

For B S R & Co. LLP

Chartered Accountants

ICAI Firm registration No: 101248W/W-100022

KANIKA KOHLI Digitally signed by KANIKA KOHLI
Date: 2020.05.12 16:25:27 +05'30'

Kanika Kohli

Partner

Membership No:511565

ICAI UDIN: 20511565AAAAAH5163

Place: Gurugram

Date: 12 May 2020

IndiaMART InterMESH Limited
Standalone Balance Sheet as at 31 March 2020
(Amount in INR million, unless otherwise stated)

Assets	Notes	As at	As at
		31 March 2020	31 March 2019
Non-current assets			
Property, plant and equipment	5A	47.94	82.74
Capital work in progress	5A	1.77	1.77
Right-of-use assets	5B	799.71	-
Intangible assets	6	4.58	5.70
Investment in subsidiaries and associates	7	316.12	4.10
Financial assets			
(i) Investments	8	89.60	90.39
(ii) Loans	8	0.73	1.22
(iii) Others financial assets	8	398.01	33.22
Deferred tax assets (net)	27	243.97	858.06
Non-current tax assets (net)	19	211.43	-
Other non-current assets	11	0.44	7.33
Total Non-current assets		2,114.30	1,084.53
Current assets			
Financial assets			
(i) Investments	8	8,655.45	6,042.99
(ii) Trade receivables	9	11.00	3.54
(iii) Cash and cash equivalents	10	129.04	359.13
(iv) Bank balances other than (iii) above	10	68.64	375.48
(v) Loans	8	11.53	16.19
(vi) Others financial assets	8	76.02	152.18
Current tax assets (net)	19	75.45	99.98
Other current assets	11	46.39	53.77
Total Current assets		9,073.52	7,103.26
Total assets		11,187.82	8,187.79
Equity and Liabilities			
Equity			
Share capital	12	288.77	285.92
Other equity	13	2,456.17	1,320.90
Total Equity		2,744.94	1,606.82
Liabilities			
Non-current liabilities			
Financial liabilities			
(i) Share buyback obligations	14	-	-
(ii) Lease liabilities	16	612.49	-
(iii) Other financial liabilities	16	-	2.84
Provisions	17	258.28	93.85
Contract liabilities	18	2,697.13	2,297.91
Total Non-current liabilities		3,567.90	2,394.60
Current liabilities			
Financial liabilities			
(i) Trade payables	15		
(a) total outstanding dues of micro enterprises and small enterprises		-	-
(b) total outstanding dues of creditors other than micro enterprises and small enterprises		177.07	126.67
(ii) Lease liabilities	16	152.61	-
(iii) Other financial liabilities	16	254.12	297.96
Provisions	17	39.82	66.89
Contract liabilities	18	4,138.07	3,553.49
Other current liabilities	18	113.29	141.36
Total Current liabilities		4,874.98	4,186.37
Total Liabilities		8,442.88	6,580.97
Total Equity and Liabilities		11,187.82	8,187.79
Summary of significant accounting policies	2		

The accompanying notes are an integral part of the standalone financial statements.

As per our report of even date

For BSR & Co. LLP

Chartered Accountants

ICAI Firm Registration No.: 101248W/ W-100022

KANIKA KOHLI Digitally signed by KANIKA KOHLI
Date: 2020.05.12 16:26:47 +05'30'

Kanika Kohli

Partner

Membership No.: 511565

Place: Gurugram

Date: 12 May 2020

For and on behalf of the Board of Directors of
IndiaMART InterMESH Limited

Dinesh Chandra Agarwal
(Managing Director & CEO)
DIN:00191800

Prateek Chandra
(Chief Financial Officer)

Brijesh Kumar Agrawal
(Whole-time Director)
DIN:00191760

Manoj Bhargava
(Company Secretary)

Place: Noida

Date: 12 May 2020

h

IndiaMART InterMESH Limited
Standalone Statement of Profit and Loss for the year ended 31 March 2020
(Amount in INR million, unless otherwise stated)

	Notes	For the year ended 31 March 2020	For the year ended 31 March 2019
Income:			
Revenue from operations	20	6,235.13	4,972.75
Other income	21	684.12	360.17
Total income		6,919.25	5,332.92
Expenses:			
Employee benefits expense	22	2,548.35	2,217.24
Finance costs	23	32.83	-
Depreciation and amortisation expense	24	209.15	39.98
Net loss on financial liability designated at FVTPL	14	-	652.63
Other expenses	25	1,960.28	1,959.78
Total expenses		4,750.61	4,869.63
Profit before exceptional items and tax		2,168.64	463.29
Exceptional items	37(b)	68.79	-
Profit before tax		2,099.85	463.29
Income tax expense			
Current tax			
(related to earlier years (3.31) (P.Y-Nil))	27	(3.31)	36.18
Deferred tax	27	327.00	301.18
Tax expense related to change in tax rate and law	27	314.08	
Total tax expense		637.77	337.36
Net profit for the year		1,462.08	125.93
Other comprehensive income (OCI)			
Items that will not be reclassified to profit or loss and its related income tax effects			
Re-measurement losses on defined benefit plans		(72.39)	(10.47)
Income tax effect		18.22	3.66
		(54.17)	(6.81)
Other comprehensive loss for the year, net of tax		(54.17)	(6.81)
Total comprehensive income for the year		1,407.91	119.12
Earnings per equity share:			
Basic earnings(loss) per equity share (INR) - face value of INR 10 each	26(a)	50.73	4.87
Diluted earnings(loss) per equity share (INR) - face value of INR 10 each		49.84	4.78
Summary of significant accounting policies	2		

The accompanying notes are an integral part of the standalone financial statements.

As per our report of even date

For BSR & Co. LLP

Chartered Accountants

ICAI Firm Registration No.: 101248W/ W-100022

KANIKA KOHLI Digitally signed by KANIKA KOHLI
Date: 2020.05.12 16:29:58 +05'30'

Kanika Kohli

Partner


Membership No.: 511565


Place: Gurugram

Date: 12 May 2020

For and on behalf of the Board of Directors of
IndiaMART InterMESH Limited


Dinesh Chandra Agarwal
(Managing Director & CEO)
DIN:00191800


Brijesh Kumar Agrawal
(Whole-time Director)
DIN:00191760


Prateek Chandra
(Chief Financial Officer)


Manoj Bhargava
(Company Secretary)

Place: Noida

Date: 12 May 2020

IndiaMART InterMESH Limited
Standalone Statement of changes in equity for the year ended 31 March, 2020
(Amount in INR million, unless otherwise stated)

(a) Equity share capital (Refer Note 12)

Particulars	Amount
Equity shares of INR 10 each issued, subscribed and fully paid up	99,77
As at 1 April 2018	99,77
Bonus issue during the year*	15,66
Equity share capital issued on exercise of ESOP during the year	70,72
Equity share capital issued on conversion of convertible preference shares	
As at 31 March 2019	285,92
Equity share capital issued on exercise of ESOP during the year	1,83
Equity share capital issued during the year to Indiamart Employee Benefit Trust	1,45
Equity share capital held by Indiamart Employee Benefit Trust	(0,43)
As at 31 March, 2020	288,77

(b) Other equity (Refer Note 13)

Particulars	Reserves and surplus			Retained earnings	Total other equity
	Securities premium	General reserve	Employee share based payment reserve		
Balance as at 1 April 2018	279,49	8,45	54,18	(3,564,63)	(3,222,51)
Profit for the year	-	-	-	125,93	
Other comprehensive loss for the year	-	-	-	(6,81)	(6,81)
Total comprehensive income				119,12	119,12
Bonus issue*	(99,77)	-	-	-	(99,77)
Issue of equity shares on exercise of ESOP during the year	195,61	-	(67,29)	-	128,32
Employee share based payment expense	-	-	84,53	-	84,53
Issue of equity shares on conversion of convertible preference shares (Refer Note 14)	4,311,21	-	-	-	4,311,21
Balance as at 1 April 2019	4,686,54	8,45	71,42	(3,445,51)	1,320,90
Impact of adoption of Ind AS 116 (net of taxes) (Refer Note 5B)	-	-	-	(16,33)	(16,33)
Profit for the year	-	-	-	1,462,08	1,462,08
Other comprehensive income/ (loss) for the year	-	-	-	(54,17)	(54,17)
Total comprehensive income/ (loss)				1,397,58	1,397,58
Issue of equity shares on exercise of share based awards during the year	67,36	-	(50,91)	-	16,45
Employee share based payment expense (Refer Note 22)	-	-	75,46	-	75,46
Dividend paid F.Y. 2019-20 (includes Dividend Distribution Tax of INR 59,45 millions)	-	-	-	(348,22)	(348,22)
Balance as at 31 March, 2020	4,753,90	8,45	95,97	(2,402,15)	2,456,17

*The Company has allotted bonus shares on 9 May 2018 in the ratio of 1:1 to the equity shareholders existing on record date of 8 May 2018. The shareholders approved the allotment at general meeting held on 7 May 2018.

The accompanying notes are an integral part of the standalone financial statements.

As per our report of even date

For B S R & Co. LLP
Chartered Accountants
ICAI Firm Registration No.: 101248W/W-100022
Digitally signed by
KANIK A KOHLI
Date: 2020.05.12 16:32:11
+0530

Kanika Kohli
Partner
Membership No.: 511565
Place: Gurugram
Date: 12 May 2020

For and on behalf of the Board of Directors of
IndiaMART InterMESH Limited

Dinesh Chandra Agarwal
(Managing Director & CEO)
DIN:00191800

Brijesh Kumar Agrawal
(Whole-time Director)
DIN:00491760

Prateek Chandra
(Chief Financial Officer)

Place: Noida
Date: 12 May 2020

Manoj Bhargava
(Company Secretary)

IndiaMART InterMESH Limited
 Standalone Statement of Cash Flows for the year ended 31 March 2020
 (Amount in INR million, unless otherwise stated)

Particulars	Notes	For the year ended 31 March 2020	For the year ended 31 March 2019
Profit/(loss) before tax		2,099.85	463.29
<i>Adjustments to reconcile profit/(loss) before tax to net cash flows:</i>			
Depreciation and amortization	24	209.15	39.98
Interest and other income	21	(45.24)	(29.43)
Gain from business transfer arrangement	21	-	(6.80)
Exceptional items	37(b)	68.79	-
Fair value change on financial assets at FVTPL	21	(638.45)	(323.86)
Fair value change in share buyback obligations	14	-	652.63
Gain on disposal of property, plant and equipment	21	(0.43)	(0.08)
Share-based payment expense	22	75.46	84.53
Finance costs	23	32.83	-
Impairment allowance on investment in subsidiaries	25	-	70.12
Operating Profit before working capital changes		1,801.96	950.38
Movement in working capital			
Increase in trade receivables		(7.46)	(0.74)
Decrease in other financial assets		12.59	7.88
Decrease/(increase) in other assets		3.94	(8.16)
(Decrease)/increase in other financial liabilities		(58.81)	58.10
(Decrease)/increase in trade payables		52.38	(46.17)
Increase in other liabilities		955.74	1,630.46
Increase in provisions		64.97	45.06
Cash generated from operations		2,825.31	2,636.81
Income tax paid (net)		(183.59)	(49.55)
Net cash generated from operating activities		2,641.72	2,587.26
Cash flow from investing activities			
Proceeds from sale of property, plant and equipment		1.27	0.52
Purchase of property, plant and equipment and other intangible assets		(42.24)	(49.50)
Purchase of current investments		(4,520.00)	(5,189.60)
Investment in subsidiaries and associates		(380.02)	(75.02)
Proceeds from sale of current investments		2,545.99	2,605.56
Interest received		33.68	25.94
Advances received from/(paid for) selling shareholders (net)		69.20	(69.20)
Payment of refundable security deposits for listing on stock exchange.		(23.78)	-
Investments in bank deposits (includes earmarked balances with bank)		(42.87)	(73.28)
Net cash used in investing activities		(2,358.77)	(2,824.58)
Cash flow from financing activities			
Repayment of lease liabilities		(166.27)	-
Interest paid on lease liabilities		(32.83)	-
Dividend paid (including Dividend Distribution Tax)		(333.25)	-
Proceeds from issue of equity shares on exercise of stock option plans		19.31	143.97
Net cash generated from (used in) financing activities		(513.04)	143.97
Net decrease in cash and cash equivalents		(230.09)	(93.35)
Cash and cash equivalents at the beginning of the year	10	359.13	452.48
Cash and cash equivalents at the end of the year	10	129.04	359.13
Summary of significant accounting policies	2		

The accompanying notes are an integral part of the standalone financial statements.

As per our report of even date


For BSR & Co. LLP
 Chartered Accountants
 ICAI Firm Registration No.: I01248W/ W-100022

KANIKA KOHLI Digitally signed by KANIKA KOHLI
 Date: 2020.05.12 16:34:14 +05'30'

Kanika Kohli
 Partner
 Membership No.: 511565
 Place: Gurugram
 Date: 12 May 2020

For and on behalf of the Board of Directors of
 IndiaMART InterMESH Limited


Dinesh Chandra Agarwal
 (Managing Director & CEO)
 DIN:00191800


Brijesh Kumar Agrawal
 (Whole-time Director)
 DIN:00491760


Prateek Chandra
 (Chief Financial Officer)


Manoj Bhargava
 (Company Secretary)

Place: Noida
 Date: 12 May 2020

1. Corporate Information

IndiaMART Intermesh Limited (“the Company”) is a public company domiciled in India and was incorporated on 13 September 1999 under the provisions of the Companies Act applicable in India. The Company is an e-marketplace for business needs, which acts as an interactive hub for domestic and international buyers and suppliers. The registered office of the Company is located at 1st Floor, 29-Daryaganj, Netaji Subash Marg New Delhi-110002, India. During the year ended 31 March 2020, the Company has completed an Initial Public Offering through an offer for sale of 4,887,862 equity shares. The equity shares of the Company were listed on BSE Limited and National Stock Exchange of India on 4 July 2019.

The financial statements were authorised for issue in accordance with a resolution passed by Board of Directors on 12 May 2020.

2. Significant accounting policies

2.1 Statement of Compliance

The standalone financial statements for the period ended 31 March 2020 have been prepared in accordance with the Indian Accounting Standards (referred to as “Ind AS”) notified under the Companies (Indian Accounting Standards) Rules, 2015 (as amended from time to time) and other relevant provisions of the Companies Act 2013 (“the Act”) (as amended from time to time).

The Company applied, for the first time, Ind AS 116 “Leases”, beginning 1 April 2019. The nature and effect of the changes required by Ind AS 116 are disclosed in Note 4.

All amounts disclosed in the financial statements and notes have been rounded off to the nearest INR million as per the requirement of Schedule III, unless otherwise stated.

2.2 Basis of preparation

The financial statements have been prepared on the historical cost basis as explained in the accounting policies below, except for the following:

- certain financial assets and liabilities measured at fair value where Ind AS requires a different accounting treatment (refer accounting policy regarding financial instruments);
- share-based payments.
- net defined benefit (asset)/liability - Fair value of plan assets less present value of defined benefit obligations.

The preparation of these financial statements requires the use of certain critical accounting estimates and judgements. It also requires the management to exercise judgement in the process of applying the Company’s accounting policies. The areas where estimates are significant to the standalone financial statements, or areas involving a higher degree of judgement or complexity, are disclosed in Note 3.

2.3 Summary of significant accounting policies

The accounting policies, as set out in the following paragraphs of this note, have been consistently applied, to all the periods presented in these standalone financial statements except for the adoption of the new lease standard Ind AS 116 Leases, effective as of 1 April 2019. As required by Ind AS 116, the nature and effect of these changes are disclosed in note 4.

a) Current versus non-current classification

The Company presents assets and liabilities in balance sheet based on current/non-current classification. An asset is classified as current when it is:

- (i) Expected to be realised or intended to be sold or consumed in normal operating cycle,
- (ii) Held primarily for the purpose of trading,
- (iii) Expected to be realised within twelve months after the reporting period, or

IndiaMART InterMesh Limited

Notes to standalone financial statements for the year ended 31 March 2020

(Amounts in INR million, unless otherwise stated)

- (iv) A cash or cash equivalent unless restricted from being exchanged or used to settle a liability for at least twelve months after the reporting period.

All other assets are classified as non-current.

A liability is classified as current when:

- (i) It is expected to be settled in normal operating cycle,
- (ii) It is held primarily for the purpose of trading,
- (iii) It is due to be settled within twelve months after the reporting period, or
- (iv) There is no unconditional right to defer the settlement of the liability for at least twelve months after the reporting period.

The Company classifies all other liabilities as non-current.

Deferred tax assets and liabilities are classified as non-current assets and liabilities.

The operating cycle is the time between the acquisition of assets for processing/servicing and their realisation in cash and cash equivalents. The Company has identified twelve months as its operating cycle.

b) Fair value measurement

The Company measures financial instruments, such as Investment in optionally convertible preference shares (OCRPS), investment in mutual funds and share buyback obligation, at fair value at each balance sheet date.

Fair value is the price that would be received to sell an asset or paid to transfer a liability in an orderly transaction between market participants at the measurement date. The fair value measurement is based on the presumption that the transaction to sell the asset or transfer the liability takes place either:

- (i) In the principal market for the asset or liability, or
- (ii) In the absence of a principal market, in the most advantageous market for the asset or liability

The principal or the most advantageous market must be accessible by the Company.

The fair value of an asset or a liability is measured using the assumptions that market participants would use when pricing the asset or liability, assuming that market participants act in their best economic interest.

A fair value measurement of a non-financial asset takes into account a market participant's ability to generate economic benefits by using the asset in its highest and best use or by selling it to another market participant that would use the asset in its highest and best use.

The Company uses valuation techniques that are appropriate in the circumstances and for which sufficient data are available to measure fair value, maximising the use of relevant observable inputs and minimising the use of unobservable inputs.

All assets and liabilities for which fair value is measured or disclosed in the financial statements are categorised within the fair value hierarchy, described as follows, based on the degree to which the inputs to the fair value measurements are observable and the significance of the inputs to the fair value measurement in its entirety:

- (i) Level 1 — Quoted (unadjusted) market prices in active markets for identical assets or liabilities;
- (ii) Level 2 — inputs, other than quoted prices included within Level 1, that are observable for the asset or liability, either directly or indirectly; and
- (iii) Level 3 — Unobservable inputs for the asset or liability reflecting Company's assumptions about pricing by market participants.

For assets and liabilities that are recognised in the standalone financial statements on fair value on a recurring basis, the Company determines whether transfers have occurred between Levels in the hierarchy by re-assessing categorisation (based on the lowest level input that is significant to the fair value measurement as a whole) at the end of each reporting period.

IndiaMART InterMesh Limited**Notes to standalone financial statements for the year ended 31 March 2020**

(Amounts in INR million, unless otherwise stated)

The Company's management determines the policies and procedures for recurring fair value measurement, such as investment in debt instruments and convertible preference shares issued with share buyback obligation measured at fair value.

External valuers are involved for valuation of significant assets, such as unquoted investments in debt instruments, and significant liabilities, such as convertible preference shares. Involvement of external valuers is decided upon annually by the management. Selection criteria include market knowledge, reputation, independence and whether professional standards are maintained. The management decides, after discussions with the Company's external valuers, which valuation techniques and inputs to use for each case.

At each reporting date, the management analyses the movements in the values of assets and liabilities which are required to be remeasured or re-assessed as per the Company's accounting policies. For this analysis, the management verifies the major inputs applied in the latest valuation by agreeing the information in the valuation computation to contracts and other relevant documents.

For the purpose of fair value disclosures, the Company has determined classes of assets and liabilities on the basis of the nature, characteristics and risks of the asset or liability and the level of the fair value hierarchy as explained above. This note summarises the accounting policy for fair value. Other fair value related disclosures are given in the relevant notes.

- Disclosures for significant estimates and assumptions (Note 3)
- Disclosures for valuation methods and quantitative disclosure of fair value measurement hierarchy (Note 30)

c) Revenue from contracts with customers and other income**Revenue from contracts with customers**

The Company is primarily engaged in providing web services. Revenue from contracts with customers is recognised when control of the services is transferred to the customer at an amount that reflects the consideration to which the Company expects to be entitled in exchange for those services and excluding taxes or duties collected on behalf of the government.

The disclosures of significant accounting judgements, estimates and assumptions relating to revenue from contracts with customers are provided in Note 3.

The specific recognition criteria described below must also be met before revenue is recognised.

Rendering of services

Revenue from web services is recognised based on output method i.e. pro-rata over the period of the contract as and when the company satisfies performance obligations by transferring the promised services to its customers. Revenues from lead based services is recognised based on output method i.e. as and when leads are consumed by the customer or on the expiry of contract whichever is earlier. Activation revenue is amortised over the estimated customer relationship period.

Advertising revenue is derived from displaying web based banner ads and sale of online advertisements. Revenue from banner advertisement is recognised pro rata over the period of display of advertisement as per contract. Revenue from sale of online advertisements is recognised based on output method and the Company applies the practical expedient to recognize advertising revenue in the amount to which the Company has a right to invoice.

Contract balances*Trade receivables*

A receivable represents the Company's right to an amount of consideration that is unconditional (i.e., only the passage of time is required before payment of the consideration is due). Refer to accounting policies of financial assets in section m) Financial instruments.

IndiaMART Intermesh Limited
Notes to standalone financial statements for the year ended 31 March 2020
(Amounts in INR million, unless otherwise stated)

Contract liabilities

A contract liability is the obligation to transfer goods or services to a customer for which the Company has received consideration (or an amount of consideration is due) from the customer. If a customer pays consideration before the Company transfers services to the customer, a contract liability is recognised. The company recognises contract liability for consideration received in respect of unsatisfied performance obligations and reports these amounts as deferred revenue and advances from customers in the balance sheet. The unaccrued amounts are not recognised as revenue till all related performance obligations are fulfilled. The company generally receives transaction price in advance. The transaction price received in advance does not have any significant financing component as the difference between the promised consideration and the cash selling price of the service arises for reasons other than the provision of finance.

Other income

Interest income

For all financial assets measured at amortised cost, interest income is recorded using the effective interest rate (EIR). EIR is the rate that exactly discounts the estimated future cash payments or receipts over the expected life of the financial instrument or a shorter period, where appropriate, to the net carrying amount of the financial asset or to the amortised cost of a financial liability. When calculating EIR, the Company estimates the expected cash flows by considering all the contractual terms of the financial instrument but does not consider the expected credit losses. Interest income is included in other income in the statement of profit and loss.

Dividends

Dividend is recognised when the Company's right to receive the payment is established, which is generally when shareholders approve the dividend.

d) Property, plant and equipment

Capital work in progress and property, plant and equipment are stated at cost, net of accumulated depreciation and accumulated impairment losses, if any. Such cost includes the cost of replacing parts of the plant and equipment and borrowing costs for long-term construction projects if the recognition criteria are met. When significant parts of property, plant and equipment are required to be replaced at intervals, the Company depreciates them separately based on their specific useful lives.

Capital work in progress includes cost of property, plant and equipment under development as at the balance sheet date.

Advances paid towards the acquisition of property, plant and equipment outstanding at each balance sheet date is classified as capital advances and cost of assets not ready for use at the balance sheet date, are disclosed under capital work- in- progress.

The Company has adopted component accounting as required under Schedule II to the Companies Act, 2013. The Company identifies the components separately, if it has useful life different from the respective property, plant and equipment.

Based on the analysis, Company believes that it does not have any asset having useful life of its major components different from the property, plant and equipment, hence Company believes that there is no material impact on the financial statement of the Company due to component accounting.

Depreciation is calculated on a written down value basis using the rates arrived at based on the useful lives prescribed under Schedule II to Companies Act, 2013. The Company has used the following rates to provide depreciation on its Property, plant and equipment:

Asset	Annual rates
Computers	63.16%
Furniture and fittings	26.89%
Office equipment	45.07%
Vehicles	31.23%

IndiaMART InterMesh Limited**Notes to standalone financial statements for the year ended 31 March 2020**

(Amounts in INR million, unless otherwise stated)

Leasehold improvements are depreciated on a straight line basis over the lease period.

An item of property, plant and equipment and any significant part initially recognised is derecognised upon disposal or when no future economic benefits are expected from its use or disposal. Any gain or loss arising on de-recognition of the asset (calculated as the difference between the net disposal proceeds and the carrying amount of the asset) is included in the statement of profit and loss when the asset is derecognised.

The residual values, useful lives and methods of depreciation of property, plant and equipment are reviewed at each financial year end and adjusted prospectively, if appropriate.

e) Intangible assets

Intangible assets acquired separately are measured on initial recognition at cost. Following initial recognition, intangible assets are carried at cost less any accumulated amortisation and accumulated impairment losses (if any). Internally generated intangibles, excluding capitalised development costs, are not capitalised and the related expenditure is reflected in profit or loss in the period in which the expenditure is incurred.

The useful lives of intangible assets are assessed as either finite or indefinite.

Intangible assets with finite lives are amortised over the useful economic life and assessed for impairment whenever there is an indication that the intangible asset may be impaired. The amortisation period and the amortisation method for an intangible asset with a finite useful life are reviewed at least at the end of each reporting period. Changes in the expected useful life or the expected pattern of consumption of future economic benefits embodied in the asset are considered to modify the amortisation period or method, as appropriate, and are treated as changes in accounting estimates. The amortisation expense on intangible assets with finite lives is recognised in the statement of profit and loss unless such expenditure forms part of carrying value of another asset.

Intangible assets (being Goodwill) with indefinite useful lives are not amortised, but are tested for impairment annually, either individually or at the cash-generating unit level. The assessment of indefinite life is reviewed annually to determine whether the indefinite life continues to be supportable. If not, the change in useful life from indefinite to finite is made on a prospective basis.

Gains or losses arising from de-recognition of an intangible asset are measured as the difference between the net disposal proceeds and the carrying amount of the asset and are recognised in the statement of profit or loss when the asset is derecognised.

Unique telephone numbers are amortised on a written down value basis at 40% annually.

Intangibles being Software acquired by the Company are amortised on a written down value basis at 40% annually.

Advances paid towards the acquisition of intangible assets outstanding at each balance sheet date are classified as capital advances and cost of assets not ready for use at the balance sheet date, are disclosed under capital work-in-progress.

f) Leases (as lessee)

The Company's lease asset classes primarily consist of leases for buildings. The Company assesses whether a contract contains a lease, at inception of a contract. A contract is, or contains, a lease if the contract conveys the right to control the use of an identified asset for a period of time in exchange for consideration. To assess whether a contract conveys the right to control the use of an identified asset, the Company assesses whether: (1) the contract involves the use of an identified asset (2) the Company has substantially all of the economic benefits from use of the asset through the period of the lease and (3) the Company has the right to direct the use of the asset. At the date of commencement of the lease, the Company recognizes a right-of-use asset ("ROU") and a corresponding lease liability for all lease arrangements in which it is a lessee, except for leases with a term of twelve months or less (short-term leases) and low value leases. For these short-term and low value leases, the Company recognizes the lease payments as an operating expense on a straight-line basis over the term of the lease. Leases for which the Company is a lessor is classified as a finance or operating lease. Whenever the terms of the lease transfer substantially all the risks and rewards of ownership to the lessee, the contract is classified as a finance lease. All

IndiaMART Intermesh Limited**Notes to standalone financial statements for the year ended 31 March 2020**

(Amounts in INR million, unless otherwise stated)

other leases are classified as operating leases. When the Company is an intermediate lessor, it accounts for its interests in the head lease and the sublease separately. The sublease is classified as a finance or operating lease by reference to the right-of-use asset arising from the head lease. For operating leases, rental income is recognized on a straight line basis over the term of the relevant lease. Effective April 1, 2019, the Company adopted Ind AS 116 "Leases" and applied to all lease contracts existing on April 1, 2019 using the modified retrospective method and has taken the cumulative adjustment to retained earnings, on the date of initial application. Consequently, the Company recorded the lease liability at the present value of the lease payments discounted at the incremental borrowing rate and the right of use asset at its carrying amount as if the standard had been applied since the commencement date of the lease, but discounted at the lessee's incremental borrowing rate at the date of initial application. Comparatives as at and for the year ended March 31, 2019 have not been retrospectively adjusted. Certain lease arrangements includes the options to extend or terminate the lease before the end of the lease term. ROU assets and lease liabilities includes these options when it is reasonably certain that they will be exercised. The right-of-use assets are initially recognized at cost, which comprises the initial amount of the lease liability adjusted for any lease payments made at or prior to the commencement date of the lease plus any initial direct costs less any lease incentives. They are subsequently measured at cost less accumulated depreciation and impairment losses. Right-of-use assets are depreciated from the commencement date on a straight-line basis over the shorter of the lease term and useful life of the underlying asset. Right of use assets are evaluated for recoverability whenever events or changes in circumstances indicate that their carrying amounts may not be recoverable. For the purpose of impairment testing, the recoverable amount (i.e. the higher of the fair value less cost to sell and the value-in-use) is determined on an individual asset basis unless the asset does not generate cash flows that are largely independent of those from other assets. In such cases, the recoverable amount is determined for the Cash Generating Unit (CGU) to which the asset belongs. The lease liability is initially measured at amortized cost at the present value of the future lease payments. The lease payments are discounted using the interest rate implicit in the lease or, if not readily determinable, using the incremental borrowing rates in the country of domicile of the leases. Lease liabilities are remeasured with a corresponding adjustment to the related right of use asset if the Company changes its assessment if whether it will exercise an extension or a termination option. Lease liability and ROU asset have been separately presented in the Balance Sheet and lease payments have been classified as financing cash flows.

Finance leases were capitalised at the commencement of the lease at the inception date fair value of the leased property or, if lower, at the present value of the minimum lease payments. Lease payments were apportioned between finance charges and reduction of the lease liability so as to achieve a constant rate of interest on the remaining balance of the liability. Finance charges were recognised in finance costs in the statement of profit or loss.

A leased asset was depreciated over the useful life of the asset. However, if there was no reasonable certainty that the Company will obtain ownership by the end of the lease term, the asset was depreciated over the shorter of the estimated useful life of the asset and the lease term.

Leasehold land classified as finance lease was amortised over the period of lease to maximum of 90 years.

g) Investment in subsidiaries and associates

The Company records the investment in equity instruments of subsidiaries and associate at cost less impairment loss, if any.

On disposal of investment in subsidiaries and associate, the difference between net disposal proceeds and the carrying amount is recognised in the Statement of profit and loss.

h) Impairment of non-financial assets

The Company assesses, at each reporting date, whether there is an indication that an asset may be impaired. If any indication exists, or when annual impairment testing for an asset is required, the Company estimates the asset's recoverable amount. An asset's recoverable amount is the higher of an asset's or cash-generating unit's (CGU) fair value less costs of disposal and its value in use. Recoverable amount is determined for an individual asset, unless the asset does not generate cash inflows that are largely independent of those from other assets or group of

IndiaMART Intermesh Limited

Notes to standalone financial statements for the year ended 31 March 2020

(Amounts in INR million, unless otherwise stated)

assets. When the carrying amount of an asset or CGU exceeds its recoverable amount, the asset is considered impaired and is written down to its recoverable amount.

In assessing value in use, the estimated future cash flows are discounted to their present value using a pre-tax discount rate that reflects current market assessments of the time value of money and the risks specific to the asset. In determining fair value less costs of disposal, recent market transactions are taken into account. If no such transactions can be identified, an appropriate valuation model is used. These calculations are corroborated by valuation multiples, quoted share prices for publicly traded companies or other available fair value indicators.

The Company bases its impairment calculation on detailed budgets and forecast calculations, which are prepared separately for each of the Company's CGUs to which the individual assets are allocated. These budgets and forecast calculations generally cover a period of five years. For longer periods, a long-term growth rate is calculated and applied to project future cash flows after the fifth year. To estimate cash flow projections beyond periods covered by the most recent budgets/forecasts, the Company extrapolates cash flow projections in the budget using a steady or declining growth rate for subsequent years, unless an increasing rate can be justified. In any case, this growth rate does not exceed the long-term average growth rate for the products, industries, or country or countries in which the entity operates, or for the market in which the asset is used.

Impairment losses are recognised in the statement of profit and loss. For properties previously revalued the impairment is recognised in OCI up to the amount of any previous revaluation surplus recognised through OCI. After impairment, depreciation is provided on the revised carrying amount of the asset over its remaining useful life.

For assets other than goodwill, an assessment is made at each reporting date to determine whether there is an indication that previously recognised impairment losses no longer exist or have decreased. If such indication exists, the Company estimates the asset's or CGU's recoverable amount. A previously recognised impairment loss is reversed only if there has been a change in the assumptions used to determine the asset's recoverable amount since the last impairment loss was recognised. The reversal is limited so that the carrying amount of the asset does not exceed its recoverable amount, nor exceed the carrying amount that would have been determined, net of depreciation, had no impairment loss been recognised for the asset in prior years. Such reversal is recognised in the statement of profit or loss unless the asset is carried at a revalued amount, in which case, the reversal is treated as a revaluation increase.

Goodwill is tested for impairment annually and when circumstances indicate that the carrying value may be impaired.

Impairment is determined for goodwill by assessing the recoverable amount of each CGU (or Company of CGUs) to which the goodwill relates. When the recoverable amount of the CGU is less than its carrying amount, an impairment loss is recognised. Impairment losses relating to goodwill cannot be reversed in future periods.

i) Taxes

Current Income tax

Current income tax assets and liabilities are measured at the amount expected to be recovered from or paid to the taxation authorities. The tax rates and tax laws used to compute the amount are those that are enacted or substantively enacted, at the reporting date.

Current income tax relating to items recognised outside profit or loss is recognised outside profit or loss (either in other comprehensive income (loss) or in equity). Current tax items are recognised in correlation to the underlying transaction either in OCI or directly in equity. Management periodically evaluates positions taken in the tax returns with respect to situations in which applicable tax regulations are subject to interpretation and establishes provisions where appropriate.

Deferred Tax

Deferred tax is provided using the liability method on temporary differences between the tax bases of assets and liabilities and their carrying amounts for financial reporting purposes at the reporting date.

IndiaMART Intermesh Limited

Notes to standalone financial statements for the year ended 31 March 2020

(Amounts in INR million, unless otherwise stated)

Deferred tax liabilities are recognised for all taxable temporary differences, except when the deferred tax liability arises from the initial recognition of goodwill or an asset or liability in a transaction that is not a business combination and, at the time of the transaction, affects neither the accounting profit nor taxable profit or loss.

Deferred tax assets are recognised for all deductible temporary differences, the carry forward of unused tax credits and any unused tax losses. Deferred tax assets are recognised to the extent that it is probable that taxable profit will be available against which the deductible temporary differences, and the carry forward of unused tax credits and unused tax losses can be utilised except when the deferred tax asset relating to the deductible temporary difference arises from the initial recognition of an asset or liability in a transaction that is not a business combination and, at the time of the transaction, affects neither the accounting profit nor taxable profit or loss.

The carrying amount of deferred tax assets is reviewed at each reporting date and reduced to the extent that it is no longer probable that sufficient taxable profit will be available to allow all or part of the deferred tax asset to be utilised. Unrecognised deferred tax assets are re-assessed at each reporting date and are recognised to the extent that it has become probable that future taxable profits will allow the deferred tax asset to be recovered.

Deferred tax assets and liabilities are measured at the tax rates that are expected to apply in the year when the asset is realised or the liability is settled, based on tax rates (and tax laws) that have been enacted or substantively enacted at the reporting date.

Deferred tax relating to items recognised outside profit or loss is recognised outside profit or loss (either in other comprehensive income (loss) or in equity). Deferred tax items are recognised in correlation to the underlying transaction either in OCI or directly in equity.

Deferred tax assets and deferred tax liabilities are offset if a legally enforceable right exists to set off current tax assets against current tax liabilities and the deferred taxes relate to the same taxable entity and the same taxation authority.

Minimum alternate tax (MAT) paid in a year is charged to the statement of profit and loss for the year. The deferred tax asset is recognised for MAT credit available only to the extent that it is probable that the company will pay normal income tax during the specified period, i.e., the period for which MAT credit is allowed to be carried forward. In the year in which the company recognizes MAT credit as an asset, it is created by way of credit to the statement of profit and loss and shown as part of deferred tax asset. The company reviews the "MAT credit entitlement" asset at each reporting date and writes down the asset to the extent that it is no longer probable that it will pay normal tax during the specified period.

Sales/ value added taxes/ Service tax/ Goods and service tax (GST) paid on acquisition of assets or on incurring expenses

Expenses and assets are recognised net of the amount of sales/ value added taxes/ GST paid, except:

- When the tax incurred on a purchase of assets or services is not recoverable from the taxation authority, in which case, the tax paid is recognised as part of the cost of acquisition of the asset or as part of the expense item, as applicable
- When receivables and payables are stated with the amount of tax included

The net amount of tax recoverable from, or payable to, the taxation authority is included as part of receivables or payables in the balance sheet.

j) Provisions and contingent liabilities

Provisions

Provisions are recognised when the Company has a present obligation (legal or constructive) as a result of a past event, it is probable that an outflow of resources embodying economic benefits will be required to settle the obligation and a reliable estimate can be made of the amount of the obligation. When the Company expects some or all of a provision to be reimbursed, for example, under an insurance contract, the reimbursement is recognised as a separate asset, but only when the reimbursement is virtually certain. The expense relating to a provision is presented in the statement of profit and loss net of any reimbursement.

IndiaMART Intermesh Limited

Notes to standalone financial statements for the year ended 31 March 2020

(Amounts in INR million, unless otherwise stated)

If the effect of the time value of money is material, provisions are discounted using a current pre-tax rate that reflects, when appropriate, the risks specific to the liability. When discounting is used, the increase in the provision due to the passage of time is recognised as a finance cost.

Contingent liabilities

A contingent liability is a possible obligation that arises from past events whose existence will be confirmed by the occurrence or non-occurrence of one or more uncertain future events beyond the control of the Company or a present obligation that is not recognised because it is not probable that an outflow of resources will be required to settle the obligation. A contingent liability also arises in extremely rare cases where there is a liability that cannot be recognised because it cannot be measured reliably.

The Company does not recognise a contingent liability but discloses its existence in the financial statements.

k) Retirement and other employee benefits

Short-term obligations

Liabilities for wages and salaries, including non-monetary benefits that are expected to be settled wholly within 12 months after the end of the period in which the employees render the related service are recognised in respect of employees' services up to the end of the reporting period and are measured at the amounts expected to be paid when the liabilities are settled. The liabilities are presented under other current financial liabilities in the balance sheet.

Post-employment obligations

Retirement benefit in the form of provident fund is a defined contribution scheme. The Company has no obligation, other than the contribution payable to the provident fund. The Company recognizes contribution payable to the provident fund scheme as an expense, when an employee renders the related service. If the contribution payable to the scheme for service received before the balance sheet date exceeds the contribution already paid, the deficit payable to the scheme is recognized as a liability after deducting the contribution already paid. If the contribution already paid exceeds the contribution due for services received before the balance sheet date, then excess is recognized as an asset to the extent that the pre-payment will lead to, for example, a reduction in future payment or a cash refund.

The Company operates a defined benefit gratuity plan for its employees i.e. gratuity. The cost of providing benefits under the defined benefit plan is determined using the projected unit credit method.

Re-measurements, comprising of actuarial gains and losses, the effect of the asset ceiling, excluding amounts included in net interest on the net defined benefit liability and the return on plan assets (excluding amounts included in net interest on the net defined benefit liability), are recognised immediately in the balance sheet with a corresponding debit or credit to retained earnings through OCI in the period in which they occur. Re-measurements are not reclassified to profit or loss in subsequent periods.

Past service costs are recognised in profit or loss on the earlier of:

- The date of the plan amendment or curtailment, and
- The date that the Company recognises related restructuring costs

Net interest is calculated by applying the discount rate to the net defined benefit liability or asset. The Company recognises the following changes in the net defined benefit obligation as an expense in the statement of profit and loss:

- Service costs comprising current service costs, past-service costs, gains and losses on curtailments and non-routine settlements; and
- Net interest expense or income

Other long-term employee benefit obligations

Accumulated leave, which is expected to be utilized within the next twelve months, is treated as short-term employee benefit. The Company measures the expected cost of such absences as the additional amount that it expects to pay as a result of the unused entitlement that has accumulated at the reporting date.

The Company treats accumulated leave expected to be carried forward beyond twelve months, as long-term employee benefit for measurement purposes. Such long-term compensated absences are provided for based on the actuarial valuation using the projected unit credit method at the reporting period-end. Actuarial gain/loss are immediately taken to the statement of profit and loss and are not deferred. The Company presents the entire leave as a current liability in the balance sheet, since it does not have an unconditional right to defer its settlement for twelve months after the reporting date.

D) Share-based payments

Employees of the Company also receive remuneration in the form of stock options (ESOP) and stock appreciation rights (SAR) as share based payment transactions under the Company's Employee Stock Option Plan and Employee Stock Benefit Scheme. Both of these are equity settled share based payment transactions.

The cost of equity settled transactions is determined based on the fair value at the date when the grant is made using an appropriate valuation model.

That cost is recognised, together with a corresponding increase in share-based payment (SBP) reserves in equity, over the period in which the performance and/or service conditions are fulfilled in employee benefits expense. The cumulative expense recognised for equity settled transaction at each reporting date until the vesting date reflects the extent to which the vesting period has expired and the Company's best estimate of the number of equity instruments that will ultimately vest. The statement of profit and loss expense or credit for a period represents the movement in cumulative expense recognised as at the beginning and end of that period and is recognised in employee benefits expense.

Service and non-market performance conditions are not taken into account when determining the grant date fair value of awards, but the likelihood of the conditions being met is assessed as part of the Company's best estimate of the number of equity instruments that will ultimately vest. Market performance conditions are reflected within the grant date fair value. Any other conditions attached to an award, but without an associated service requirement, are considered to be non-vesting conditions. Non-vesting conditions are reflected in the fair value of an award and lead to an immediate expensing of an award unless there are also service and/or performance conditions.

No expense is recognised for awards that do not ultimately vest because non-market performance and/or service conditions have not been met. Where awards include a market or non-vesting condition, the transactions are treated as vested irrespective of whether the market or non-vesting condition is satisfied, provided that all other performance and/or service conditions are satisfied.

When the terms of an equity-settled award are modified, the minimum expense recognised is the expense had the terms not been modified, if the original terms of the award are met. An additional expense is recognised for any modification that increases the total fair value of the share-based payment transaction, or is otherwise beneficial to the employee as measured at the date of modification. Where an award is cancelled by the entity or by the counterparty, any remaining element of the fair value of the award is expensed immediately through profit or loss.

The dilutive effect of outstanding options is reflected as additional share dilution in the computation of diluted earnings per share.

m) Financial Instruments

A financial instrument is any contract that gives rise to a financial asset of one entity and a financial liability or equity instrument of another entity.

Financial assets

Initial recognition and measurement

All financial assets are recognised initially at fair value plus, in the case of financial assets not recorded at fair value through profit or loss, transaction costs that are attributable to the acquisition of the financial asset. Purchases or sales of financial assets that require delivery of assets within a time frame established by regulation or convention in the market place (regular way trades) are recognised on the trade date, i.e., the date that the Company commits to purchase or sell the asset.

Subsequent measurement

For purposes of subsequent measurement, financial assets are classified in four categories:

- Debt instruments at amortised cost
- Debt instruments at fair value through other comprehensive income (FVTOCI)
- Debt instruments, derivatives and equity instruments at fair value through profit or loss (FVTPL)
- Equity instruments measured at fair value through other comprehensive income (FVTOCI)

Debt instruments at amortised cost

A 'debt instrument' is measured at the amortised cost if both the following conditions are met:

- a) The asset is held within a business model whose objective is to hold assets for collecting contractual cash flows, and
- b) Contractual terms of the asset give rise on specified dates to cash flows that are solely payments of principal and interest (SPPI) on the principal amount outstanding.

After initial measurement, such financial assets are subsequently measured at amortised cost using the effective interest rate (EIR) method. Amortised cost is calculated by taking into account any discount or premium on acquisition and fees or costs that are an integral part of the EIR. The EIR amortisation is included in other income in the profit or loss. The losses arising from impairment are recognised in the profit or loss. This category generally applies to loans to employees, trade and other receivables. For more information on receivables, refer to Note 30.

Debt instruments at FVTOCI

A 'debt instrument' is classified as at FVTOCI if both of the following criteria are met:

- a) The objective of the business model is achieved both by collecting contractual cash flows and selling the financial assets, and
- b) The asset's contractual cash flows represent SPPI

Debt instruments included within the FVTOCI category are measured initially as well as at each reporting date at fair value. Fair value movements are recognized in other comprehensive income (OCI). However, the Company recognizes interest income, impairment losses and reversals and foreign exchange gain or loss in the profit and loss. On de-recognition of the asset, cumulative gain or loss previously recognised in OCI is reclassified from the equity to profit and loss. Interest earned whilst holding FVTOCI debt instrument is reported as interest income using the EIR method.

Debt instrument at FVTPL

All financial assets not classified as measured at amortised cost or FVTOCI as described above are measured at FVTPL. On initial recognition, the Company may irrevocably designate a financial asset that otherwise meets the requirements to be measured at amortised cost or at FVTOCI as at FVTPL if doing so eliminates or significantly reduces an accounting mismatch that would otherwise arise.

IndiaMART Intermesh Limited
Notes to standalone financial statements for the year ended 31 March 2020
(Amounts in INR million, unless otherwise stated)

Derecognition

A financial asset (or, where applicable, a part of a financial asset or part of a Company of similar financial assets) is primarily derecognised (i.e. removed from the Company's balance sheet) when:

- The rights to receive cash flows from the asset have expired, or
- The Company has transferred its rights to receive cash flows from the asset or has assumed an obligation to pay the received cash flows in full without material delay to a third party under a 'pass-through' arrangement; and either (a) the Company has transferred substantially all the risks and rewards of the asset, or (b) the Company has neither transferred nor retained substantially all the risks and rewards of the asset, but has transferred control of the asset.

When the Company has transferred its rights to receive cash flows from an asset or has entered into a pass-through arrangement, it evaluates if and to what extent it has retained the risks and rewards of ownership. When it has neither transferred nor retained substantially all of the risks and rewards of the asset, nor transferred control of the asset, the Company continues to recognise the transferred asset to the extent of the Company's continuing involvement. In that case, the Company also recognises an associated liability. The transferred asset and the associated liability are measured on a basis that reflects the rights and obligations that the Company has retained.

Continuing involvement that takes the form of a guarantee over the transferred asset is measured at the lower of the original carrying amount of the asset and the maximum amount of consideration that the Company could be required to repay.

Impairment of financial assets

In accordance with Ind AS 109, the Company applies expected credit loss (ECL) model for measurement and recognition of impairment loss on the following financial assets and credit risk exposure:

- Financial assets that are measured at amortised cost e.g., loans, deposits, trade receivables and bank balance
- Trade receivables or any contractual right to receive cash or another financial asset that result from transactions that are within the scope of Ind AS 115

The Company follows 'simplified approach' for recognition of impairment loss allowance on trade receivables or contract revenue receivables.

The application of simplified approach does not require the Company to track changes in credit risk. Rather, it recognises impairment loss allowance based on lifetime ECLs at each reporting date, right from its initial recognition.

For recognition of impairment loss on other financial assets and risk exposure, the Company determines that whether there has been a significant increase in the credit risk since initial recognition. If credit risk has not increased significantly, 12-month ECL is used to provide for impairment loss. However, if credit risk has increased significantly, lifetime ECL is used. If, in a subsequent period, credit quality of the instrument improves such that there is no longer a significant increase in credit risk since initial recognition, then the entity reverts to recognising impairment loss allowance based on 12-month ECL.

Lifetime ECL are the expected credit losses resulting from all possible default events over the expected life of a financial instrument. The 12-month ECL is a portion of the lifetime ECL which results from default events that are possible within 12 months after the reporting date.

ECL is the difference between all contractual cash flows that are due to the Company in accordance with the contract and all the cash flows that the entity expects to receive (i.e., all cash shortfalls), discounted at the original EIR. When estimating the cash flows, an entity is required to consider:

- All contractual terms of the financial instrument (including prepayment, extension, call and similar options) over the expected life of the financial instrument. However, in rare cases when the expected life of the financial instrument cannot be estimated reliably, then the entity is required to use the remaining contractual term of the financial instrument

IndiaMART Intermesh Limited
Notes to standalone financial statements for the year ended 31 March 2020
(Amounts in INR million, unless otherwise stated)

- Cash flows from the sale of collateral held or other credit enhancements that are integral to the contractual terms

ECL impairment loss allowance (or reversal) recognized during the period is recognized as income/ expense in the statement of profit and loss (P&L). This amount is reflected under the head 'other expenses' in the P&L. The balance sheet presentation for various financial instruments is described below:

- Financial assets measured as at amortised cost, contractual revenue receivables and lease receivables: ECL is presented as an allowance, i.e., as an integral part of the measurement of those assets in the balance sheet. The allowance reduces the net carrying amount. Until the asset meets write-off criteria, the Company does not reduce impairment allowance from the gross carrying amount.
- Loan commitments and financial guarantee contracts: ECL is presented as a provision in the balance sheet, i.e. as a liability.
- Debt instruments measured at FVTOCI: Since financial assets are already reflected at fair value, impairment allowance is not further reduced from its value. Rather, ECL amount is presented as 'accumulated impairment amount' in OCI.

For assessing increase in credit risk and impairment loss, the Company combines financial instruments on the basis of shared credit risk characteristics with the objective of facilitating an analysis that is designed to enable significant increases in credit risk to be identified on a timely basis.

Financial liabilities

Initial recognition and measurement

Financial liabilities are classified, at initial recognition, as financial liabilities at fair value through profit or loss, loans and borrowings, payables, or as derivatives designated as hedging instruments in an effective hedge, as appropriate.

All financial liabilities are recognised initially at fair value and, in the case of loans and borrowings and payables, net of directly attributable transaction costs.

The Company's financial liabilities include, share buyback obligation, trade payables, security deposits and other payables.

Subsequent measurement

The measurement of financial liabilities depends on their classification, as described below:

Financial liabilities at fair value through Profit or Loss:

Financial liabilities at fair value through profit or loss include financial liabilities held for trading and financial liabilities designated upon initial recognition as at fair value through profit or loss.

Financial liabilities designated upon initial recognition at fair value through profit or loss are designated as such at the initial date of recognition, and only if the criteria in Ind AS 109 are satisfied. For liabilities designated as FVTPL, fair value gains/ losses attributable to changes in own credit risk are recognized in OCI. These gains/ loss are not subsequently transferred to P&L. However, the company may transfer the cumulative gain or loss within equity. All other changes in fair value of such liability are recognised in the statement of profit or loss.

The company has designated convertible preference shares issued with share buyback obligation, to be measured at fair value through profit or loss. On conversion of the optionally convertible preference shares ("OCRPS") into equity shares, the Company will derecognise the financial liability and recognise the same to equity.

Loans and borrowings

After initial recognition, interest-bearing loans and borrowings are subsequently measured at amortised cost using the EIR method. Gains and losses are recognised in profit or loss when the liabilities are derecognised as well as through the EIR amortisation process.

IndiaMART Intermesh Limited
Notes to standalone financial statements for the year ended 31 March 2020
(Amounts in INR million, unless otherwise stated)

Amortised cost is calculated by taking into account any discount or premium on acquisition and fees or costs that are an integral part of the EIR. The EIR amortisation is included as finance costs in the statement of profit and loss. This category generally applies to borrowings.

De-recognition

A financial liability is derecognised when the obligation under the liability is discharged or cancelled or expires. When an existing financial liability is replaced by another from the same lender on substantially different terms, or the terms of an existing liability are substantially modified, such an exchange or modification is treated as the derecognition of the original liability and the recognition of a new liability. The difference in the respective carrying amounts is recognised in the statement of profit or loss.

Offsetting of financial instruments

Financial assets and financial liabilities are offset and the net amount is reported in the balance sheet if there is a currently enforceable legal right to offset the recognised amounts and there is an intention to settle on a net basis, to realise the assets and settle the liabilities simultaneously.

n) Foreign currency transactions

The Company's financial statements are presented in INR which is also the Company's functional currency.

Transactions and balances

Transactions in foreign currencies are initially recorded by the Company at its functional currency spot rates at the date the transaction first qualifies for recognition. However, for practical reasons, the Company uses an average rate if the average approximates the actual rate at the date of the transaction.

Monetary assets and liabilities denominated in foreign currencies are translated at the functional currency spot rates of exchange at the reporting date.

Exchange differences arising on settlement or translation of monetary items are recognised in profit or loss.

Non-monetary items that are measured in terms of historical cost in a foreign currency are translated using the exchange rates at the dates of the initial transactions. Non-monetary items measured at fair value in a foreign currency are translated using the exchange rates at the date when the fair value is determined. The gain or loss arising on translation of non-monetary items measured at fair value is treated in line with the recognition of the gain or loss on the change in fair value of the item (i.e., translation differences on items whose fair value gain or loss is recognised in OCI or profit or loss are also recognised in OCI or profit or loss, respectively).

o) Earnings per share

Basic earnings per share are calculated by dividing the net profit or loss for the period attributable to equity shareholders (after deducting preference dividends and attributable taxes) by the weighted average number of equity shares outstanding during the period. Partly paid equity shares are treated as a fraction of an equity share to the extent that they are entitled to participate in dividends relative to a fully paid equity share during the reporting period. The weighted average number of equity shares outstanding during the period is adjusted for events such as bonus issue, bonus element in a rights issue, share split, and reverse share split (consolidation of shares) that have changed the number of equity shares outstanding, without a corresponding change in resources.

For the purpose of calculating diluted earnings per share, the net profit or loss for the period attributable to equity shareholders and the weighted average number of shares outstanding during the period are adjusted for the effects of all dilutive potential equity shares.

p) Cash and cash equivalents

Cash and cash equivalents in the balance sheet comprise cash at banks and on hand and short-term deposits with an original maturity of three months or less, which are subject to an insignificant risk of change in value.

q) Segment reporting

Identification of segments

Operating segments are reported in a manner consistent with the internal reporting provided to the chief operating decision maker. The Company's activities of providing e-marketplace services for businesses is considered to be a single business segment. The analysis of geographical segments is based on the areas in which customers are based.

Segment policies

The Company prepares its segment information in conformity with the accounting policies adopted for preparing and presenting the financial statements of the Company as a whole.

r) Share capital

Equity shares are classified as equity. Incremental costs directly attributable to the issue of equity shares are recognised as a deduction from equity.

s) Dividends

Provision is made for the amount of any dividend declared, being appropriately authorised and no longer at the discretion of the Company, on or before the end of the reporting period but not distributed at the end of the reporting period.

3. Significant accounting estimates and assumptions

The preparation of financial statements in conformity with Ind AS requires the management to make judgments, estimates and assumptions that affect the reported amounts of revenues, expenses, assets and liabilities and the disclosure of contingent liabilities, at the end of the reporting period. Although these estimates are based on the management's best knowledge of current events and actions, uncertainty about these assumptions and estimates could result in the outcomes requiring a material adjustment to the carrying amounts of assets or liabilities in future periods. Therefore, actual results could differ from these estimates. The new significant judgements related to lease accounting under Ind AS 116 are as described in Note 4.

Estimates and assumptions

The key assumptions concerning the future and other key sources of estimation uncertainty at the reporting date, that have a significant risk of causing a material adjustment to the carrying amounts of assets and liabilities within the next financial year, are described below. The Company has based its assumptions and estimates on parameters available when the financial statements were prepared. Existing circumstances and assumptions about future developments, however, may change due to market changes or circumstances arising that are beyond the control of the Company. Such changes are reflected in the assumptions when they occur.

The Company has considered the possible effects that may result from the pandemic relating to COVID-19 on the carrying amount of assets and liabilities. In developing the assumptions relating to the possible future uncertainties in the economic conditions because of the pandemic, the Company, as at the date of approval of the financial statements considered internal and external sources of information. The impact of COVID-19 on the Company's financial statements may differ from that estimated as at the date of approval of these financial statements.

a) Taxes

Deferred tax assets are recognised for unused tax losses to the extent that it is probable that future taxable profit will be available against which the losses can be utilised. In assessing the probability the Company considers whether the entity has sufficient taxable temporary differences relating to the same taxation authority and the same taxable entity, which will result in taxable amounts against which the unused tax losses or unused tax credits can be utilised before they expire. Significant management judgement is required to determine the amount of deferred tax assets that can be recognised, based upon the likely timing and the level of future taxable profits together with future tax planning strategies.

IndiaMART InterMesh Limited
Notes to standalone financial statements for the year ended 31 March 2020
(Amounts in INR million, unless otherwise stated)

The Company has recognised deferred tax assets on the unused tax losses and other deductible temporary differences since the management is of the view that it is probable the deferred tax assets will be recoverable using the estimated future taxable income based on the approved business plans and budgets.

b) Share based payment

The Company initially measures the cost of equity-settled transactions with employees using a Black–Scholes–Merton option pricing model to determine the fair value of the liability incurred. Estimating fair value for share-based payment transactions requires determination of the most appropriate valuation model, which is dependent on the terms and conditions of the grant. This estimate also requires determination of the most appropriate inputs to the valuation model including the expected life of the share options and SAR units, volatility and dividend yield and making assumptions about them. The assumptions and models used for estimating fair value for share-based payment transactions are disclosed in Note 29.

c) Revenue from contracts with customers

The Company recognise the activation fee received in advance over the estimated customer churn period of twenty seven months. The estimate is based on the historical trend analysis of the time period over which the customer is expected to be associated with the Company. The company reviews its estimate at each reporting date.

d) Impairment of Non-financial assets

Impairment exists when the carrying value of an asset or cash generating unit exceeds its recoverable amount, which is the higher of its fair value less costs of disposal and its value in use. The fair value less costs of disposal calculation is based on available data from binding sales transactions, conducted at arm's length, for similar assets or observable market prices less incremental costs for disposing of the asset. The value in use calculation is based on a DCF model or other fair value valuation models. In DCF model, the cash flows are derived from the budget for the next five years and do not include restructuring activities that the Company is not yet committed to or significant future investments that will enhance the asset's performance of the CGU being tested. The recoverable amount is sensitive to the discount rate used for the DCF model as well as the expected future cash-inflows and the growth rate used for extrapolation purposes.

e) Defined benefit plans (gratuity benefit)

The cost of the defined benefit gratuity plan and the present value of the gratuity obligation are determined using actuarial valuations. An actuarial valuation involves making various assumptions that may differ from actual developments in the future. These include the determination of the discount rate, future salary increases and mortality rates. Due to the complexities involved in the valuation and its long-term nature, a defined benefit obligation is highly sensitive to changes in these assumptions. All assumptions are reviewed at each reporting date.

The parameter most subject to change is the discount rate. In determining the appropriate discount rate for plans operated in India, the management considers the interest rates of government bonds in currencies consistent with the currencies of the post-employment benefit obligation.

The mortality rate is based on publicly available mortality tables. Those mortality tables tend to change only at intervals in response to demographic changes. Future salary increases and gratuity increases are based on expected future inflation rates, seniority, promotion and other relevant factors, such as supply and demand in the employment market.

Further details about gratuity obligations are given in Note 28.

f) Fair value measurement of financial instruments

When the fair values of financial assets and financial liabilities recorded in the balance sheet cannot be measured based on quoted prices in active markets, their fair value is measured using valuation techniques including the Discounted Cash Flow (DCF) model. The inputs to these models are taken from observable markets where possible, but where this is not feasible, a degree of judgement is required in establishing fair values. Judgements include considerations of inputs such as liquidity risk, credit risk and volatility. Changes in assumptions about

these factors could affect the reported fair value of financial instruments. See Note 30 and 32 for further disclosures.

g) Useful life of assets considered for depreciation of Property, Plant and Equipment

The charge in respect of periodic depreciation is derived after determining an estimate of an asset's expected useful life and the expected residual value at the end of its life. The useful lives and residual values of Company's assets are determined by management at the time the asset is acquired and reviewed at each financial year end.

4. Changes in accounting policy and disclosures

Ind AS 116 Leases

Leases (as lessee)

The Company has adopted Ind AS 116 'Leases' with the date of initial application being 1 April 2019. Ind AS 116 replaces Ind AS 17 – Leases and related interpretation and guidance. The standard sets out principles for recognition, measurement, presentation and disclosure of leases for both parties to a contract i.e., the lessee and the lessor. Ind AS 116 introduces a single lessee accounting model and requires a lessee to recognise assets and liabilities for all leases with a term of more than 12 months, unless the underlying asset is of low value. The Company has applied Ind AS 116 using the modified retrospective approach, under which the cumulative effect of initial application is recognised in retained earnings at 1 April 2019. As a result, the comparative information has not been restated. Refer Note 5B for further details

The Company's lease asset classes primarily consist of leases for buildings and leasehold land. The Company, at the inception of a contract, assesses whether the contract is a lease or not. A contract is, or contains, a lease if the contract conveys the right to control the use of an identified asset for a time in exchange for a consideration. This policy has been applied to contracts existing and entered on or after 1 April 2019.

The Company recognises a right-of-use asset ("ROU") and a lease liability at the lease commencement date. The right-of-use asset is initially measured at cost, which comprises the initial amount of the lease liability adjusted for any lease payments made at or before the commencement date, plus any initial direct costs incurred and an estimate of costs to dismantle and remove the underlying asset or to restore the underlying asset or the site on which it is located, less any lease incentives received.

The right-of-use asset is subsequently depreciated using the straight-line method from the commencement date to the end of the lease term, unless the lease transfers ownership of the underlying asset to the Company by the end of the lease term or the cost of the right-of-use asset reflects that the Company will exercise a purchase option. In that case the right-of-use asset will be depreciated over the useful life of the underlying asset, which is determined on the same basis as those of property and equipment. In addition, the right-of-use asset is periodically reduced by impairment losses, if any, and adjusted for certain remeasurements of the lease liability.

The lease liability is initially measured at the present value of the lease payments that are not paid at the commencement date, discounted using the Company's incremental borrowing rate. It is remeasured when there is a change in future lease payments arising from a change in an index or rate, if there is a change in the Company's estimate of the amount expected to be payable under a residual value guarantee, or if the Company changes its assessment of whether it will exercise a purchase, extension or termination option. When the lease liability is remeasured in this way, a corresponding adjustment is made to the carrying amount of the right-of-use asset or is recorded in profit or loss if the carrying amount of the right-of-use asset has been reduced to zero.

The Company has elected not to recognise right-of-use assets and lease liabilities for short-term leases that have a lease term of 12 months or less and leases of low-value assets. The Company recognises the lease payments associated with these leases as an expense over the lease term.

In the comparative period, leases under which the Company assumes substantially all the risks and rewards of ownership were classified as finance leases. When acquired, such assets were capitalized at fair value or present value of the minimum lease payments at the inception of the lease, whichever was lower. Lease payments and

IndiaMART Intermesh Limited**Notes to standalone financial statements for the year ended 31 March 2020**

(Amounts in INR million, unless otherwise stated)

receipts under operating leases were recognised as an expense and income respectively, on a straight-line basis in the statement of profit and loss over the lease term except where the lease payments were structured to increase in line with expected general inflation.

Finance leases were capitalised at the commencement of the lease at the inception date fair value of the leased property or, if lower, at the present value of the minimum lease payments. Lease payments were apportioned between finance charges and reduction of the lease liability so as to achieve a constant rate of interest on the remaining balance of the liability. Finance charges were recognised in finance costs in the statement of profit or loss.

An asset on finance lease was depreciated over the useful life of the asset. However, if there was no reasonable certainty that the Company will obtain ownership by the end of the lease term, the asset was depreciated over the shorter of the estimated useful life of the asset and the lease term.

Leasehold land classified as finance lease was amortised over the period of lease to maximum of 90 years.

Judgement & Estimates

The Company evaluates if an arrangement qualifies to be a lease as per the requirements of Ind AS 116. Identification of a lease requires significant judgment. The Company uses significant judgement in assessing the lease term (including anticipated renewals) and the applicable discount rate.

The Company determines the lease term as the non-cancellable period of a lease, together with both periods covered by an option to extend the lease if the Company is reasonably certain to exercise that option; and periods covered by an option to terminate the lease if the Company is reasonably certain not to exercise that option. In assessing whether the Company is reasonably certain to exercise an option to extend a lease, or not to exercise an option to terminate a lease, it considers all relevant facts and circumstances that create an economic incentive for the Company to exercise the option to extend the lease, or not to exercise the option to terminate the lease. The Company revises the lease term if there is a change in the non-cancellable period of a lease.

The discount rate is generally based on the incremental borrowing rate specific to the lease being evaluated or for a portfolio of leases with similar characteristics.

IndiaMART InterMESH Limited
Notes to Standalone Financial Statements for the year ended 31 March 2020
(Amount in INR million, unless otherwise stated)

5A Property, plant and equipment	Leasehold land (Refer Note 5B)	Computers	Office equipment	Furniture and fixtures	Motor vehicles	Total Property, plant and equipment	Capital work in progress (refer note I below)
Gross carrying amount							
As at 1 April 2018	37.12	59.24	26.66	4.92	3.81	131.75	1.77
Additions	-	36.74	10.00	1.07	-	47.81	-
Disposals	-	(0.71)	(0.25)	-	-	(0.96)	-
As at 31 March 2019	37.12	95.27	36.41	5.99	3.81	178.60	1.77
Transition impact of Ind AS 116	(37.12)	-	-	-	-	(37.12)	-
Additions	-	24.03	15.82	0.75	-	40.60	-
Disposals	-	(2.38)	(1.71)	(1.03)	-	(5.12)	-
As at 31 March 2020	-	116.92	50.52	5.71	3.81	176.96	1.77
Accumulated depreciation							
As at 1 April 2018	0.92	42.57	14.24	2.20	0.03	59.96	-
Charge for the year	0.46	25.37	8.70	0.94	0.98	36.45	-
Disposals during the year	-	(0.39)	(0.16)	-	-	(0.55)	-
As at 31 March 2019	1.38	67.55	22.78	3.14	1.01	95.86	-
Transition impact of Ind AS 116	(1.38)	-	-	-	-	(1.38)	-
Charge for the year	-	28.32	8.64	0.85	1.01	38.82	-
Disposals during the year	-	(2.23)	(1.50)	(0.55)	-	(4.28)	-
As at 31 March 2020	-	93.64	29.92	3.44	2.02	129.02	-
Net book value							
As at 1 April 2018	36.20	16.67	12.42	2.72	3.78	71.79	1.77
As at 31 March 2019	35.74	27.72	13.63	2.85	2.80	82.74	1.77
As at 31 March 2020	-	23.28	20.60	2.27	1.79	47.94	1.77

Notes:

1. Capital work in progress represents the amount incurred on construction of boundary wall for leasehold land. (refer note 5B for details related to Leasehold land)

5B Right-of-use assets

	Leasehold land (Refer Note 1 below)	Buildings (Refer Note 2 below)	Total
Gross carrying amount			
As at 1 April 2019	-	-	-
Transition impact of Ind AS 116	37.12	204.39	241.51
Additions	-	736.52	736.52
Disposals	-	(11.08)	(11.08)
As at 31 March 2020	37.12	929.83	966.95
Accumulated amortisation			
As at 1 April 2019	-	-	-
Transition impact of Ind AS 116	1.38	-	1.38
Amortisation for the year	0.46	167.09	167.55
Disposals for the year	-	(1.69)	(1.69)
As at 31 March 2020	1.84	165.40	167.24
Net book value			
As at 31 March 2020	35.28	764.43	799.71

- As per the terms of the lease arrangement, the Company is required to complete the construction of building within 5 years from the date of handing over the possession. The Company had obtained extension for construction of building on the leasehold land till 5 October 2019 and is in the process of obtaining further extension.
- The Company has adopted Ind AS 116, effective annual reporting period beginning April 1, 2019 and applied the standard to its leases using modified retrospective approach, with the cumulative effect of initially applying the Standard, recognised on the date of initial application (April 1, 2019). Accordingly, the Company has not restated comparative information, instead, the cumulative effect of initially applying this standard has resulted in recognising a right-of-use asset of INR 204 Million and a corresponding lease liability of INR 224 Million by adjusting retained earnings net of taxes of INR 16 Million [the impact of deferred tax created INR 9 Million] as at April 1, 2019. The Company has also reclassified its leasehold land amounting to INR 36 Million as right-of-use asset. In the statement of profit and loss for the year ended 31 March 2020, the nature of expenses in respect of operating leases has changed from lease rent (in other expenses) into depreciation cost against the right-of-use asset and finance cost against interest accrued on lease liability.

5B Right-of-use assets (cont'd)

The impact on the statement of Profit and Loss for the year ended 31 March 2020 is as below:

Particulars	For the year ended 31 March 2020
Rent, rates & taxes expenses are lower by	184.87
Depreciation is higher by	(167.09)
Finance Cost is higher by	(32.83)
Other Income higher by	1.34
Profit Before tax is higher/ (Lower) by	(13.71)
The total cash outflow for leases during the year	199.10

The Company has discounted lease payments using the applicable incremental borrowing rate as at April 1, 2019, which is 9.75% for measuring the lease liability.

The Company has used hindsight in determining the lease term where the contract contains options to extend or terminate the lease. The difference between the future minimum lease rental commitments towards non-cancellable operating leases and finance leases reported as at March 31, 2019 compared to the lease liability as accounted as at April 1, 2019 is primarily due to inclusion of present value of the lease payments for the cancellable term of the leases and reduction due to discounting of the lease liabilities as per the requirement of Ind AS 116.

Variable lease payments and taxes include the rent related to the arrangements which are based on number of seats occupied and the amount paid for short term extensions.

Details of Rent expenses	For the year ended 31 March 2020
Expense relating to low value and short term leases	2.86
Expense relating to variable lease payments & taxes	8.00
Total Rent	10.86

The following table presents a maturity analysis of expected undiscounted cash flows for lease liabilities as on 31 March 2020:

	As at 31 March 2020
Within one year	160.47
Within one - two years	160.33
Within two - three years	140.11
Within three - five years	256.70
Above five years	347.10
Total lease payments	1,064.71

The reconciliation of lease liabilities is as follows:

	As at 31 March 2020
Balance as at 1 April 2019	-
Transition impact of Ind AS 116	224.00
Additions	718.10
Amounts recognized in statement of profit and loss as interest expense	32.83
Payment of lease liabilities	(199.10)
Derecognition	(10.73)
Balance as at 31 March 2020 (Refer Note 16)	765.10

Most of the leases entered by the Company are long term in nature and the underlying leased properties are being used as offices. The Company doesn't foresee any major changes in lease terms or the leases in the foreseeable future as per current business projections after considering the impact of COVID - 19.

IndiaMART InterMESH Limited

Notes to Standalone Financial Statements for the year ended 31 March 2020

(Amount in INR million, unless otherwise stated)

6 Intangible assets

	Software	Unique telephone numbers	Total
Gross carrying amount			
As at 1 April 2018	10.49	4.70	15.19
Additions	1.66	-	1.66
Disposals	(0.08)	-	(0.08)
As at 31 March 2019	<u>12.07</u>	<u>4.70</u>	<u>16.77</u>
Additions	1.66	-	1.66
As at 31 March 2020	<u>13.73</u>	<u>4.70</u>	<u>18.43</u>
Accumulated amortisation			
As at 1 April 2018	4.56	3.01	7.57
Amortisation for the year	2.85	0.68	3.53
Disposals for the year	(0.03)	-	(0.03)
As at 31 March 2019	<u>7.38</u>	<u>3.69</u>	<u>11.07</u>
Amortisation for the year	2.37	0.41	2.78
As at 31 March 2020	<u>9.75</u>	<u>4.10</u>	<u>13.85</u>
Net book value			
As at 1 April 2018	<u>5.93</u>	<u>1.69</u>	<u>7.62</u>
As at 31 March 2019	<u>4.69</u>	<u>1.01</u>	<u>5.70</u>
As at 31 March 2020	<u>3.98</u>	<u>0.60</u>	<u>4.58</u>

7 Investment in subsidiaries and associates

	As at 31 March 2020		As at 31 March 2019	
	No. of shares	Amount	No. of shares	Amount
Investment in subsidiaries - Unquoted				
<i>Fully paid up - at cost</i>				
Equity shares of INR 10 each in Tradezeal International Private Limited	110,000	1.10	110,000	1.10
Equity shares of INR 10 each in Ten Times Online Private Limited	62,333	3.10	62,333	3.10
Equity shares of INR 10 each in Tolexo Online Private Limited (Refer Note 2 below)	7,001,800	70.02	7,001,800	70.02
Equity shares of INR 10 each in Pay With Indiamart Private Limited	100,000	1.00	100,000	1.00
Equity shares of INR 10 each in Hello Trade Online Private Limited	30,000	0.30	30,000	0.30
		<u>75.52</u>		<u>75.52</u>
Less: Impairment allowance in value of investments		<u>(71.42)</u>		<u>(71.42)</u>
		<u>4.10</u>		<u>4.10</u>
Investment in associates - Unquoted				
<i>Fully paid up - at cost</i>				
Compulsory convertible preference shares of INR 100 each (at premium of INR 52,217.90 each) in Simply Vyapar Apps Private Limited	5,954	311.50	-	-
Equity shares of INR 10 each (at premium of INR 52,307.90 each) in Simply Vyapar Apps Private Limited	10	0.52	-	-
		<u>312.02</u>		<u>-</u>
		<u>316.12</u>		<u>4.10</u>
Total Investment in subsidiaries and associates		<u>316.12</u>		<u>4.10</u>
Aggregate carrying value of unquoted investments		316.12		4.10
Aggregate impairment in value of investments		71.42		71.42

Note:

- The Company performed an evaluation to test whether there is objective evidence of impairment as a result of one or more events that occurred after the initial recognition considering the likely impact of COVID-19 on future cash flows and growth rates and believes that the carrying value of the investment in subsidiaries and associate is recoverable.
- Management had estimated cash flows projections of benefits accruing over foreseeable future and discounted the same using an appropriate discount rate and determined that discounted value of such expected benefits were in excess of the carrying value of Investment in Tolexo Online Pvt. Ltd. However, during the year ended 31 March 2019, due to certain changes in business and economic conditions, management believes that the expected benefits will take much longer to accrue than anticipated. Therefore, due to uncertainties involved in the market environment the company is not able to determine value of expected benefits with reasonable certainty over the foreseeable future as on 31 March 2019. Accordingly, the investment in instruments of Tolexo Online Pvt Ltd was impaired by way of recognition of losses in Profit and Loss amounting to INR 70.02 millions during the previous year ended 31 March 2019.

8 Financial assets

	As at 31 March 2020	As at 31 March 2019
a) Investments		
Non-current		
Investment in subsidiaries at FVTPL	89.60	90.39
	<u>89.60</u>	<u>90.39</u>
Current		
Investment in mutual funds at FVTPL	8,655.45	6,042.99
	<u>8,655.45</u>	<u>6,042.99</u>

Non-current investments

Investment in debt instruments of subsidiaries (fully paid-up)

	As at 31 March 2020		As at 31 March 2019	
	No. of shares	Amount	No. of shares	Amount
<i>Unquoted (measured at FVTPL)</i>				
Optionally Convertible Cumulative Redeemable Preference Shares of INR 10 each in Tolexo Online Private Limited	13,789,275		7,989,275	
Opening balance		39.95		37.39
Add: Investment made during the year		58.00		42.50
Less: Fair value loss recognised through profit and loss during the year		<u>(64.91)</u>		<u>(39.94)</u>
		33.04		39.95
Optionally Convertible Cumulative Redeemable Preference Shares of INR 10 each (at premium of INR 90 each) in Tolexo Online Private Limited	1,298,050		1,298,050	
Opening balance		6.49		12.98
Add: Investment made during the year		-		-
Less: Fair value loss recognised through profit and loss during the year		<u>(3.38)</u>		<u>(6.49)</u>
		3.11		6.49
Optionally Convertible Cumulative Redeemable Preference Shares of INR 10 each (at premium of INR 40 each) in Tolexo Online Private Limited	189,000		189,000	
Opening balance		0.95		1.89
Less: Fair value loss recognised through profit and loss during the year		<u>(0.50)</u>		<u>(0.95)</u>
		0.45		0.95
Optionally Convertible Cumulative Redeemable Preference Shares of INR 10 each in Tradezeal International Private Limited	1,870,000		1,870,000	
		-		-
Optionally Convertible Cumulative Redeemable Preference Shares of INR 10 each (at premium of INR 10 each) in Pay With Indiamart Private Limited	2,650,000		2,150,000	
Opening balance		43.00		13.00
Add: Investment made during the year		<u>10.00</u>		<u>30.00</u>
		53.00		43.00
Total non-current investments		<u>89.60</u>		<u>90.39</u>

Notes:

- The company has invested in optionally convertible cumulative redeemable preference shares ('OCCRPS') of its subsidiaries. Based on the terms of OCCRPS, these have been classified as financial instruments in the nature of financial assets to be measured at fair value. Fair value of these instruments has been determined based on replacement cost method / discounted cash flow valuation technique using cash flow projections, discount rate and the credit risk. Gain/loss on subsequent re-measurement had been recognised through Statement of Profit and Loss. Such loss recorded in the current year is related to the subsidiary Tolexo Online Private Limited ('Tolexo') and has been disclosed under "Exceptional items" in the Statement of Profit and Loss, due to the current economic conditions.

	As at 31 March 2020		As at 31 March 2019	
	No. of units	Amount	No. of units	Amount
Current investments				
<i>Investment in mutual funds - Quoted (measured at FVTPL)</i>				
Aditya Birla Sun Life Short Term Fund-Growth-Regular Plan	2,599,874	86.25	2,599,874	80.37
Aditya Birla Sun Life Banking & PSU Debt Fund-Growth-Direct Plan	-	-	886,783	214.61
Aditya Birla Sunlife short term fund-Growth-Direct Plan	21,181,794	733.87	21,181,794	679.17
Aditya Birla Sunlife Corporate Bond Fund -Growth- Regular Plan	6,508,526	509.32	5,394,585	386.68
Aditya Birla Sun Life Corporate Bond Fund-Growth-Direct plan	2,013,531	158.84	629,851	45.45
Bharat Bond ETF	400,000	408.08	-	-
HDFC Short Term Debt Fund-Direct Growth Plan	19,720,994	451.38	26,794,545	558.15
HDFC Short Term Debt Fund - Regular Plan	8,380,984	189.74	8,380,984	172.98
HDFC Low Duration Fund - Regular Plan-Growth	3,797,410	159.78	3,797,410	148.58
HDFC Low Duration Fund-Direct Plan-Growth	17,380,457	768.36	2,128,314	86.97
HDFC Credit Risk Debt Fund - Regular Plan - Growth	7,019,394	116.85	7,019,394	107.08
ICICI Prudential Savings Fund -Growth	81,581	31.60	81,581	29.27
ICICI Prudential Savings Fund- Direct Plan-Growth	3,017,480	1,177.93	597,544	215.81
ICICI Prudential Short Term Fund - Direct	20,802,151	922.91	15,854,692	639.65
ICICI Prudential Short Term Fund - Growth Option	3,606,276	152.07	3,606,276	139.33
IDFC Bond Fund - Short Term Plan- DGP	1,259,265	54.61	5,468,770	216.27
IDFC Low Duration Fund-Growth (Regular Plan)	16,451,049	469.96	16,451,049	435.91
IDFC Bond Fund-STP-Regular Fund	408,840	16.98	408,840	15.57
Kotak Corporate Bond Fund - DGP	328,929	907.95	328,929	831.30
Kotak Liquid Fund - Direct Growth	24,984	100.31	-	-
Kotak Liquid Fund - Regular Growth	25,068	100.28	-	-
L&T Short Term Bond Fund-DGP	37,122,589	747.51	37,122,589	681.67
L&T Short Term Bond Fund - Regular Growth	20,066,239	390.87	20,066,239	358.17
Total current investments		8,655.45		6,042.99
Aggregate book value of quoted investments		8,655.45		6,042.99
Aggregate market value of quoted investments		8,655.45		6,042.99
Aggregate carrying value of unquoted investments		89.60		90.39

b) Loans (measured at amortised cost)

	As at 31 March 2020	As at 31 March 2019
Non current		
Considered good- Unsecured		
Loans to employees	0.73	1.22
	<u>0.73</u>	<u>1.22</u>
Current		
Considered good- Unsecured		
Loans to employees	11.53	16.19
	<u>11.53</u>	<u>16.19</u>

Notes:

The above loans represent interest free loans to employees, which are recoverable in maximum 24 monthly instalments.

c) Others (measured at amortised cost)

	As at 31 March 2020	As at 31 March 2019
Non-current (unsecured, considered good unless stated otherwise)		
Security deposits	48.30	33.22
Bank deposits with remaining maturity for more than twelve months (refer note 10)	349.71	-
	<u>398.01</u>	<u>33.22</u>
Current (unsecured, considered good unless stated otherwise)		
Security deposits	52.86	25.90
Amount recoverable from payment gateway banks	23.16	57.08
Other recoverables*	-	69.20
	<u>76.02</u>	<u>152.18</u>

Notes:

Security deposits are non-interest bearing and are generally on term of 3 to 9 years.

* Represents amount recoverable for IPO expenses incurred in trust on behalf of selling shareholders in Offer for Sale (including the related parties as referred in Note 34(b))

9 Trade receivables

	As at 31 March 2020	As at 31 March 2019
Unsecured, considered good unless stated otherwise		
Trade receivables	11.00	3.54
Total	11.00	3.54

Notes:

- a) No trade receivables are due from directors or other officers of the Company either severally or jointly with any other person.
b) Trade receivables are non-interest bearing and are generally on terms of 30 to 180 days.

10 Cash and bank balances

	As at 31 March 2020	As at 31 March 2019
a) Cash and cash equivalents		
Cash on hand	0.15	0.16
Cheques on hand	39.42	145.42
Balance with bank		
- On current accounts	89.47	213.55
Total Cash and cash equivalents	129.04	359.13

Note:

Cash and cash equivalents for the purpose of cash flow statement comprise cash and cash equivalents as shown above.

b) Bank balances other than cash and cash equivalents

(i) Deposits with banks		
- remaining maturity upto twelve months	52.30	375.48
- remaining maturity for more than twelve months*	349.71	-
	402.01	375.48

Less: Amount disclosed under Others financial assets- non current

	(349.71)	-
--	----------	---

	52.30	375.48
--	-------	--------

ii) Earmarked balances with banks**	16.34	-
-------------------------------------	-------	---

Amount disclosed under current bank deposits	68.64	375.48
---	--------------	---------------

*Includes INR 23.78 (P.Y-Nil) pledged with bank against guarantee given to stock exchange.

** Earmarked balances includes unpaid dividends of INR 14.97 millions and bank balance with Iudiamart Employee Benefit Trust of INR 1.37 millions.

11 Other assets

	As at 31 March 2020	As at 31 March 2019
Non-current (unsecured, considered good unless stated otherwise)		
Capital advance	-	0.03
Prepaid expenses	0.44	0.14
Deferred rent expense (Refer Note 5B)	-	7.16
Total	0.44	7.33

	As at 31 March 2020	As at 31 March 2019
Current (unsecured, considered good unless stated otherwise)		
Advances recoverable	16.01	13.73
Indirect taxes recoverable	6.09	17.96
Prepaid expenses	24.29	18.93
Deferred rent expense (Refer Note 5B)	-	3.15
Total	46.39	53.77

12 Share capital

Authorised equity share capital (INR 10 per share)

	Number of shares	Amount
As at 1 April 2018	18,277,930	182.78
Increase during the year	11,722,070	117.22
As at 31 March 2019	30,000,000	300.00
As at 31 March 2020	30,000,000	300.00

Issued equity share capital (subscribed and fully paid up) (INR 10 per share)

	Number of shares	Amount
As at 1 April 2018	9,976,805	99.77
Bonus issue during the year ¹	9,976,805	99.77
Equity share capital issued on exercise of ESOP during the year (Refer Note 29)	1,566,630	15.66
Equity share capital issued on conversion of convertible preference shares ²	7,071,766	70.72
As at 31 March 2019	28,592,006	285.92
Equity share capital issued on exercise of ESOP during the year (Refer Note 29)	182,814	1.83
Equity share capital issued during the year to Indiamart Employee Benefit Trust (refer note (d) below)	145,000	1.45
Equity share capital held by Indiamart Indiamart Employee Benefit Trust (refer note (d) below)	(42,573)	(0.43)
As at 31 March 2020	28,877,247	288.77

Notes:

1 Bonus issue

The shareholders of the Company at its general meeting held on 7 May 2018, approved the allotment of bonus share in the ratio of 1:1 as on the record date of 8 May 2018 to each of the equity shareholders of the Company. Subsequently, 9,976,805 Bonus Shares of INR 10 each amounting to INR 99.77 million, were allotted on 9 May 2018 in the ratio of 1:1 to the eligible equity shareholders.

2 Conversion of convertible preference shares

During the previous year ended 31 March 2019, company converted 1,493,903 Series A 0.01% Cumulative Compulsory Preference Shares of INR 328 into 3,334,922 Equity Shares of INR 10 each, 1,722,047 0.01% Series B Cumulative Compulsory Preference Shares of INR 100 into 3,444,094 Equity Shares of INR 10 each, 146,375 0.01% Series B1 Cumulative Compulsory Preference Shares of INR 100 into 292,750 Equity Shares of INR 10 each. (Refer Note 14)

a) Terms/ rights attached to equity shares:

- 1) The Company has only one class of equity shares having a par value of INR 10 per share. Each holder of equity is entitled to one vote per share.
- 2) In event of liquidation of the Company, the holders of equity shares would be entitled to receive remaining assets of the Company, after distribution of all preferential amounts. The distribution will be in proportion to the number of equity shares held by the shareholders.

b) Details of shareholders holding more than 5% equity shares in the Company*

	As at 31 March 2020		As at 31 March 2019	
	Number	% Holding	Number	% Holding
Equity shares of INR 10 each fully paid				
Dinesh Chandra Agarwal	8,630,747	29.84%	9,483,200	33.17%
Brijesh Kumar Agrawal	5,848,544	20.22%	6,426,200	22.48%
Westbridge Crossover Fund, LLC	1,544,154	5.34%	1,544,154	5.40%
Intel Capital (Mauritius) Limited*	NA	NA	3,851,746	13.47%

* Intel Capital (Mauritius) Limited ceased to be a shareholder of more than 5% during the year ended 31 March 2020

c) Shares reserved for issue under options

Information relating to the Company's share based payment plans, including details of options and SAR units issued, exercised and lapsed during the financial year and options outstanding at the end of the reporting period, is set out in note 29.

d) Shares held by Indiamart employee benefit trust against employees share based payment plans (face value: INR 10 each)

	As at 31 March 2020		As at 31 March 2019	
	Number	Amount	Number	Amount
Opening balance	-	-	-	-
Purchased during the year	145,000	1.45	-	-
Transfer to employees pursuant to SAR exercised	102,427	1.02	-	-
Total	42,573	0.43	-	-

13 Other equity

	As at 31 March 2020	As at 31 March 2019
Securities premium	4,753.90	4,686.54
General reserve	8.45	8.45
Employee share based payment reserve (Refer Note 29)	95.97	71.42
Retained earnings	(2,402.15)	(3,445.51)
Total other equity	2,456.17	1,320.90

Nature and purpose of reserves and surplus:

- Securities premium:** The Securities premium account is used to record the premium on issue of shares and is utilised in accordance with the provisions of the Companies Act, 2013.
- General reserve:** The general reserve is used from time to time to transfer profits from retained earnings for appropriation purposes, as the same is created by transfer from one component of equity to another.
- Employee share based payment reserve:** The Employee share based payment reserve is used to recognise the compensation related to share based awards issued to employees under Company's Share based payment scheme. Refer Note 29 for further details.
- Retained earnings:** Retained earnings represent the amount of accumulated earnings of the Company, and re-measurement gains/losses on defined benefit plans.

14 Share buyback obligations

Measured at fair value through profit or loss (FVTPL)	As at 31 March 2020		As at 31 March 2019	
	No. of shares	Amount	No. of shares	Amount
Share buyback obligation of preference shares				
Non-current				
0.01% Series A cumulative convertible preference shares (CCPS) of INR 328 each	-	-	-	-
0.01% Series B compulsory convertible preference shares (CCPS) of INR 100 each	-	-	-	-
0.01% Series B1 compulsory convertible preference shares (CCPS) of INR 100 each	-	-	-	-
Total				

Notes:

The company had issued 1,493,903 0.01% Series A cumulative convertible preference shares (CCPS) at price of INR 328 per share amounting to INR 490 million. The Company had further issued 1,722,047 and 146,375 0.01% Series B compulsory convertible preference shares (CCPS) and 0.01% Series B1 compulsory convertible preference shares (CCPS) at price of INR 770 per share amounting to INR 1,325.98 million and INR 112.71 million respectively. As per the terms and conditions of issue of CCPS, Company had given right to the holders of CCPS to require the Company to buyback CCPS held by investors at reasonable approximation of fair market value in the event initial public offering (IPO) do not occur for specified period.

Based on these terms, CCPS had been classified as financial instrument in the nature of financial liability designated to be measured at fair value. Fair value of the instruments had been determined based on discounted cash flow valuation technique using cash flow projections and financial projections/budgets approved by the management. Gain/loss on subsequent re-measurement was recognised through Statement of Profit and Loss and disclosed under "Net loss on financial liability designated at FVTPL".

Carrying amount of financial liability and gain/loss on subsequent re-measurement is set out below:

	As at 31 March 2020	As at 31 March 2019
At the beginning of the period/year	-	3,729.30
Preference share capital issued during the year	-	-
Security premium received on issue of preference shares	-	-
Loss on re-measurement for the year (recognised through Statement of Profit and Loss)	-	652.63
Conversion of preference shares into equity shares during the year (Refer Note 12(2))	-	(4,381.93)
At the end of the year	-	-

Authorised preference share capital

	Series A		Series B		Series B1	
	Number of shares	Amount	Number of shares	Amount	Number of shares	Amount
As at 1 April 2018	1,493,903	490.00	1,722,047	172.20	172,207	17.22
As at 31 March 2019	1,493,903	490.00	1,722,047	172.20	172,207	17.22
As at 31 March 2020	1,493,903	490.00	1,722,047	172.20	172,207	17.22

Issued preference share capital (subscribed and fully paid up)

	Series A		Series B		Series B1	
	Number of shares	Amount	Number of shares	Amount	Number of shares	Amount
As at 1 April 2018	1,493,903	490.00	1,722,047	172.20	146,375	14.64
Shares converted to equity shares	(1,493,903)	(490.00)	(1,722,047)	(172.20)	(146,375)	(14.64)
As at 31 March 2019	-	-	-	-	-	-
As at 31 March 2020	-	-	-	-	-	-

15 Trade payables

	As at 31 March 2020	As at 31 March 2019
Payable to micro, small and medium enterprises (Refer Note 39)	-	-
Other trade payables*	177.07	126.67
Total	177.07	126.67

*Trade payables are non-interest bearing and are normally settled on 30-day terms.

16 Lease and other financial liabilities

	As at 31 March 2020	As at 31 March 2019
Lease liabilities (Refer Note 5B)		
Current		
Payable to employees	152.61	-
Security deposits	612.49	-
Unpaid dividend*	-	-
Total	765.10	-

Other financial liabilities

Non-current		
Lease rent equalisation	-	2.84
Total	-	2.84

Current

Payable to employees	239.01	297.82
Security deposits	0.14	0.14
Unpaid dividend*	14.97	-
Total	254.12	297.96

* Unpaid dividend represent the interim dividend amount declared during the current year and remaining to be paid to shareholders.

17 Provisions

	As at 31 March 2020	As at 31 March 2019
Non-current		
Provision for employee benefits*		
Provision for gratuity	194.82	93.85
Provision for Leave encashment	63.46	-
Total	258.28	93.85
Current		
Provision for employee benefits*		
Provision for gratuity	10.52	8.59
Provision for leave encashment	13.92	42.92
Provision-others**	15.38	15.38
Total	39.82	66.89

*Refer Note 28.

** Contingency provision towards indirect taxes. There is no movement in this provision in the year ended 31 March 2020.

18 Contract and other liabilities

	As at 31 March 2020	As at 31 March 2019
Contract liabilities*		
Non-current		
Deferred revenue	2,697.13	2,297.91
Total	2,697.13	2,297.91
Current		
Deferred revenue	3,996.30	3,237.29
Advances from customers	141.77	316.20
Total	4,138.07	3,553.49
Total	6,835.20	5,851.40
Other liabilities-Current		
Statutory dues		
Tax deducted at source payable	25.69	3.97
Contribution to provident fund payable	4.34	2.54
Contribution to ESI payable	0.09	0.10
GST payable	82.69	134.47
Professional tax payable	0.24	0.18
Payable for labour welfare fund	0.05	0.03
Others	0.19	0.07
Total	113.29	141.36

* Contract liabilities include consideration received in advance to render web services in future periods.

19 Income tax assets (net)

	As at 31 March 2020	As at 31 March 2019
Income tax assets (net of provisions)		
Current	75.45	99.98
Non current	211.43	-
Total	286.88	99.98

20 Revenue from operations

Set out below is the disaggregation of the Company's revenue from contracts with customers:

	For the year ended 31 March 2020	For the year ended 31 March 2019
Sale of services		
Income from web services	6,167.81	4,917.83
Advertisement and marketing services	67.32	54.92
Total	6,235.13	4,972.75

Transaction price allocated to the remaining performance obligations

The following table includes revenue expected to be recognised in the future related to performance obligations that are unsatisfied (or partially unsatisfied) at the reporting date:

	As at 31 March 2020		As at 31 March 2019	
	Less than 12 months	More than 12 months	Less than 12 months	More than 12 months
Web services	4,132.78	2,697.13	3,549.32	2,296.25
Advertisement and marketing services	5.29	-	4.17	1.66
	4,138.07	2,697.13	3,553.49	2,297.91

No single customer represents 10% or more of the Company's total revenue during the year ended 31 March 2020 and 31 March 2019.

	As at 31 March 2020	As at 31 March 2019
Contract liabilities		
Web services	6,829.91	5,845.57
Advertisement and marketing services	5.29	5.83
	6,835.20	5,851.40
Non-current	2,697.13	2,297.91
Current	4,138.07	3,553.49
	6,835.20	5,851.40

Significant changes in the contract liability balances during the year are as follows:

	For the year ended 31 March 2020	For the year ended 31 March 2019
Opening balance at the beginning of the year	5,851.40	4,234.63
Less: Revenue recognised from contract liability balance at the beginning of the year	(3,062.90)	(2,748.08)
Add: Amount received from customers during the year	7,218.93	6,610.33
Less: Transfer of contract liability pertaining to Hello travel business	-	(20.81)
Less: Revenue recognised from amounts received during the year	(3,172.23)	(2,224.67)
Closing balance at the end of the year	6,835.20	5,851.40

We earn revenue in Indiamart through sale of subscription packages (available on a monthly, annual and multi-year basis) to suppliers. We foresee that our revenue and deferred revenue would be impacted due to COVID-19 as the customers may not opt for renewals or for more premium packages in short term due to the current nation-wide lockdown and other considerations related to COVID-19, particularly in case of monthly Packages. However, in the long-term, we believe that our business model remains robust and sustainable and is likely to gain from the ongoing global shift towards online business models. As of 31 March 2020, the Company has not changed the terms/period over which services are to be provided to its customers for the contracted business.

The impact assessment of COVID-19 is an ongoing process due to the high degree of uncertainty associated and our assertions might change in future due to this.

	For the year ended 31 March 2020	For the year ended 31 March 2019
21 Other income		
Fair value gain/(loss) on financial assets measured at FVTPL		
- Investment in mutual funds	638.45	371.24
- Investment in debt instruments of subsidiaries	-	(47.38)
Interest income from financial assets measured at amortised cost		
- on bank deposits	29.71	25.87
- on security deposits	10.22	3.48
Other interest income	3.97	0.08
Gain from business transfer arrangement	-	6.80
Gain on de-recognition of Right-of-use assets	1.34	-
Net gain on disposal of property, plant and equipment	0.43	0.08
Total	684.12	360.17
22 Employee benefits expense		
Salaries, allowance and bonus	2,299.68	1,996.14
Gratuity expense (Refer Note 28)	30.51	25.34
Leave encashment expense (Refer Note 28)	46.21	14.97
Contribution to provident and other funds	15.05	11.98
Employee share based payment expense (Refer Note 29)	75.46	84.53
Staff welfare expenses	81.44	84.28
Total	2,548.35	2,217.24
23 Finance costs		
Interest cost of lease liabilities	32.83	-
Total	32.83	-
24 Depreciation and amortization expense		
Depreciation of property, plant and equipment (Refer Note 5A)	38.82	36.45
Depreciation of Right-of-use assets (Refer Note 5B)	167.55	-
Amortisation of intangible assets (Refer Note 6)	2.78	3.53
Total	209.15	39.98
25 Other expenses		
Content development expenses	227.94	229.64
Buyer Engagement Expenses	163.16	178.47
Customer Support Expenses	230.36	245.78
Outsourced sales cost	724.48	575.64
Internet and other online expenses	227.05	172.01
Rent	10.86	148.03
Rates and taxes	30.96	19.12
Communication costs	7.01	5.43
Outsourced support cost	22.97	18.06
Advertisement expenses	21.34	20.34
Power and fuel	28.78	29.23
Printing and stationery	8.26	8.27
Repair and maintenance:		
- Plant and machinery	12.97	13.43
- Others	74.89	72.54
Travelling and conveyance	50.72	43.88
Recruitment and training expenses	29.15	27.62
Legal and professional fees	29.63	32.38
Directors' sitting fees	2.09	2.93
Auditor's remuneration	5.93	4.78
Insurance expenses	28.64	22.94
Impairment loss for investment in subsidiary	-	70.12
Collection charges	21.50	17.96
Corporate social responsibility activities expenses (Refer Note 37(a))	1.05	-
Miscellaneous expenses	0.54	1.18
Total	1,960.28	1,959.78

Payment to Auditors	For the year ended 31 March 2020	For the year ended 31 March 2019
As auditor:		
- Audit fee	5.50	4.11
In other capacity:		
Reimbursement of expenses	0.43	0.67
	<u>5.93</u>	<u>4.78</u>

26 (a) Earnings per share (EPS)

Basic EPS amounts are calculated by dividing the earnings/(loss) for the year attributable to equity holders of the Company by the weighted average number of equity shares outstanding during the year.

Diluted EPS are calculated by dividing the earnings/(loss) for the year attributable to the equity holders of the Company by weighted average number of equity shares outstanding during the period plus the weighted average number of equity shares that would be issued on conversion of all the dilutive potential equity shares into equity shares. The following reflects the income and share data used in the basic and diluted EPS computations:

Basic	For the year ended 31 March 2020	For the year ended 31 March 2019
Earnings/(Loss) for the year	1,462.08	125.93
Weighted average number of equity shares used in calculating basic EPS	28,819,744	25,868,950
Basic earnings per equity share	50.73	4.87
Diluted		
Weighted average number of equity shares used in calculating basic EPS	28,819,744	25,868,950
Potential equity shares	516,744	456,999
Total no. of shares outstanding (including dilution)	<u>29,336,488</u>	<u>26,325,949</u>
Diluted earnings per equity share	49.84	4.78

There are potential equity shares for the year 31 March 2020 and 31 March 2019 in the form of stock options granted to employees which have been considered in the calculation of diluted earning per share.

(b) Dividends

Interim dividend for the year ended 31 March 2020 (31 March 2019-Nil) of INR 10 per fully paid equity share (excluding the Dividend distribution tax of INR 59.45 millions)	For the year ended 31 March 2020	For the year ended 31 March 2019
	289.19	-

27 Income tax

a) Income tax expense recognised in Statement of profit and loss

Particulars	For the year ended 31 March 2020	For the year ended 31 March 2019
Current tax expense/(income)		
Current tax for the period	-	36.18
Adjustments in respect of previous year	(3.31)	-
	(3.31)	36.18
Deferred tax expense/(income)		
Relating to origination and reversal of temporary differences	552.30	337.36
Relating to minimum alternate tax	3.31	(36.18)
Relating to earlier years	(228.61)	-
	327.00	301.18
Tax expense /(income) related to change in tax rate and law *		
- Deferred tax	314.08	-
	314.08	-
Total income tax expense/(credit)	637.77	337.36

* Tax impact for the year ended 31 March 2020 includes the impact of adoption of Taxation Laws Amendment Ordinance 2019 as applicable to the Company. The deferred tax charge due to change in applicable tax rate is INR 277.90 Millions and due to reversal of MAT credit entitlement is INR 36.18 Millions.

b) Income tax recognised in other comprehensive income (OCI)

Deferred tax related to items recognised in OCI during the year

Particulars	For the year ended 31 March 2020	For the year ended 31 March 2019
Net loss on remeasurements of defined benefit plans	(18.22)	(3.66)

c) Reconciliation of tax expense and the accounting profit/(loss) multiplied by statutory income tax rate.

Particulars	For the year ended 31 March 2020	For the year ended 31 March 2019
Profit/(loss) before tax	2,099.85	463.29
Accounting profit/(loss) before income tax	2,099.85	463.29
Tax expense/(income) at the statutory income tax rate	528.53	144.55
Adjustments in respect of unrecognised deferred tax assets of previous years	(228.61)	-
Adjustments in respect of differences in current tax rates and deferred tax rates	-	36.42
Adjustments in respect of differences taxed at lower tax rates	-	(34.73)
Adjustment in respect of change in carrying amount of investment in subsidiaries	37.02	-
Utilisation of previously unrecognised tax losses	(10.90)	(9.81)
Tax expense /(income) related to change in tax rate/laws	314.08	-
Income non-taxable for tax purposes	-	(1.09)
<i>Non-deductible expenses for tax purposes:</i>		
Loss on fair valuation of share buyback obligation	-	203.62
Other non-deductible expenses and non-taxable income	(2.35)	(1.60)
Tax expense/(income) at the effective income tax rate of 25.17% (31 March 2019: 31.20%)	637.77	337.36

d) Breakup of deferred tax recognised in the Balance sheet

Particulars	As at	As at
	31 March 2020	31 March 2019
Deferred tax asset		
Property, plant and equipment and other intangible assets	7.46	8.14
Provision for gratuity	51.68	35.79
Provision for compensated absences	19.47	15.00
Provision for diminution of investments in subsidiaries	-	31.49
Investment in subsidiaries measured at fair value	40.01	34.35
Deferred revenue	0.56	11.30
Tax losses	164.19	710.07
Unabsorbed depreciation	27.20	37.26
Goodwill Impairment	109.21	-
Provision for expenses, allowable in subsequent year	45.13	5.37
Ind AS 116 impact	0.17	-
Minimum alternate tax (Refer Note 38 (d))	-	36.18
Others	0.26	2.30
Total deferred tax assets (A)	465.34	927.25
Deferred tax liabilities		
Investment in mutual funds measured at fair value	(214.63)	(66.69)
Accelerated deduction for tax purposes	(1.78)	(2.50)
Others	(4.96)	-
Total deferred tax liabilities (B)	(221.37)	(69.19)
Net deferred tax assets (C) = (A) - (B)	243.97	858.06

e) Breakup of deferred tax expense/(income) recognised in Statement of profit and loss and OCI

Particulars	For the year ended	For the year ended
	31 March 2020	31 March 2019
Deferred tax expense/(income) relates to the following:		
Property, plant and equipment and other intangible assets	0.67	(0.71)
Provision for gratuity	(15.89)	(9.60)
Provision for compensated absences	(4.48)	(0.90)
Provision for diminution of investments in subsidiaries	31.49	(24.50)
Investment in subsidiaries measured at fair value	(5.66)	(9.48)
Investment in mutual funds measured at fair value	147.94	37.07
Deferred revenue	10.74	33.62
Tax losses	545.88	292.94
Unabsorbed depreciation	10.06	20.98
Goodwill Impairment	(109.21)	-
Provision for expenses, allowable in subsequent year	(39.75)	(5.37)
Accelerated deduction for tax purposes	(0.72)	0.26
Minimum alternate tax (Refer Note 38 (d))	36.18	(36.18)
Leases	8.60	-
Others	7.01	(0.62)
Deferred tax expense/(income)	622.86	297.51

f) Reconciliation of Deferred tax asset (Net):

Particulars	As at	As at
	31 March 2020	31 March 2019
Opening balance as of 1 April	858.06	1,155.58
Tax (expense)/income during the period recognised in Statement of profit and loss	(327.00)	(337.36)
Tax impact related to change in tax rate/laws	(314.08)	-
Tax impact during the year recognised in OCI	18.22	3.66
Deferred tax on Ind AS 116 impact on retained earning	8.77	-
MAT credit entitlement	-	36.18
Closing balance at the end of the period	243.97	858.06

The Company offsets tax assets and liabilities if and only if it has a legally enforceable right to set off current tax assets and current tax liabilities and the deferred tax assets and deferred tax liabilities relate to income taxes levied by the same tax authority.

The Company has performed an assessment of COVID-19 pandemic's impact to evaluate recoverability of its net deferred tax assets within the available time period as per tax laws and based on current expectation and projections, believes that there is no impact on recoverability of deferred tax assets as of 31 March 2020.

28 Defined benefit plan and other long term employee benefit plan

The Company has a defined benefit gratuity plan. Every employee who has completed statutory defined period of service gets a gratuity on departure at 15 days salary (last drawn salary) for each completed year of service. The scheme is funded with insurance company in form of qualifying insurance policy. This defined benefit plan exposes the Company to actuarial risks, such as longevity risk, interest rate risk and salary risk.

The amount included in the balance sheet

Gratuity - defined benefit plan

	As at 31 March 2020	As at 31 March 2019
Present value of defined benefit obligation	218.28	123.90
Fair value of plan assets	(12.94)	(21.46)
Net liability arising from defined benefit obligation	205.34	102.44

Leave encashment - other long term employee benefit plan

	As at 31 March 2020	As at 31 March 2019
Present value of other long term employee benefit plan	77.38	42.92
Net liability arising from other long term employee benefit plan	77.38	42.92

a) Reconciliation of the net defined benefit (asset) liability and other long term employee benefit plan

The following table shows a reconciliation from the opening balances to the closing balances for the net defined benefit (asset) liability and other long term employee benefit plan and its components.

Reconciliation of present value of defined benefit obligation for Gratuity and Leave encashment

	Gratuity	
	31 March 2020	31 March 2019
Balance at the beginning of the year	123.90	92.20
Employee benefit obligation pursuant to the disposal group held for sale	-	(0.99)
Benefits paid	(9.39)	(5.18)
Current service cost	22.65	20.06
Interest cost	9.51	7.19
Actuarial (gains)/losses		
- changes in demographic assumptions	26.26	14.53
- changes in financial assumptions	29.14	(6.97)
- experience adjustments	16.21	3.06
Balance at the end of the year	218.28	123.90

	Leave encashment	
	31 March 2020	31 March 2019
Balance at the beginning of the year	42.92	37.58
Employee benefit obligation pursuant to the disposal group held for sale	-	(0.27)
Benefits paid	(11.75)	(9.36)
Current service cost	24.08	11.97
Interest cost	3.29	2.93
Actuarial (gains)/losses		
- changes in demographic assumptions	7.22	7.20
- changes in financial assumptions	4.87	(5.82)
- experience adjustments	6.75	(1.31)
Balance at the end of the year	77.38	42.92

Movement in fair value of plan assets

	Gratuity	
	31 March 2020	31 March 2019
Opening fair value of plan assets	21.46	24.57
Interest income	1.65	1.92
Actuarial gains/(losses)	(0.78)	0.15
Benefits paid	(9.39)	(5.18)
Closing fair value of plan assets	12.94	21.46

Each year the management of the Company reviews the level of funding required as per its risk management strategy. The Company expects to contribute to gratuity INR 37.22 millions in FY 2020-21(31 March 2019: INR 30.88 million).

The major categories of plan assets as a percentage of the fair value of the total plan assets are as follows:

	As at 31 March 2020	As at 31 March 2019
Funds managed by insurer	100%	100%

The overall expected rate of return on assets is determined based on the market prices prevailing on that date, applicable to the period over which the obligation is to be settled.

b) Expense recognised in profit or loss

	Gratuity	
	For the year ended 31 March 2020	For the year ended 31 March 2019
Current service cost	22.65	20.06
Net interest expense	7.86	5.28
Components of defined benefit costs recognised in profit or loss	30.51	25.34
Remeasurement of the net defined benefit liability		
Actuarial (gain)/loss on plan assets	0.78	(0.15)
Actuarial (gain)/loss on defined benefit obligation	71.61	10.62
Components of defined benefit costs recognised in other comprehensive income	72.39	10.47
	Leave encashment	
	For the year ended 31 March 2020	For the year ended 31 March 2019
Current service cost	24.08	11.97
Net interest expense	3.29	2.93
Actuarial/(gain) loss on other long term employee benefit plan	18.84	0.07
Components of other long term employee benefit costs recognised in profit or loss	46.21	14.97

c) Actuarial assumptions

Principal actuarial assumptions as at reporting date (expressed as weighted averages):

	As at 31 March 2020		As at 31 March 2019	
	Discount rate	6.25%		7.66%
Expected rate of return on assets	6.25%		7.66%	
Attrition rate:	As at 31 March 2020		As at 31 March 2019	
	Upto 4 years of service	Above 4 years of service	Upto 4 years of service	Above 4 years of service
Ages				
Upto 30 years	18.46%	11.54%	34.54%	12.83%
From 31 to 44 years	12.99%	7.94%	30.85%	11.20%
Above 44 years	8.33%	3.03%	0.00%	0.00%
Future salary growth				
Year 1	4.00%	6.00%	7.00%	12.00%
Year 2	12.00%	18.00%	7.00%	12.00%
Year 3 and onwards	8.00%	12.00%	7.00%	12.00%
Mortality table	India Assured Life Morality (2012-14)		India Assured Life Morality (2006-08)	

The Company regularly assesses these assumptions with the projected long-term plans and prevalent industry standards.

d) Sensitivity analysis

Reasonably possible changes at the reporting date to one of the relevant actuarial assumptions, holding other assumptions constant, would have affected the defined benefit obligation by the amounts shown below:

Gratuity	As at 31 March 2020		As at 31 March 2019	
	Increase	Decrease	Increase	Decrease
Impact of change in discount rate by 0.50%	(13.95)	15.46	(6.45)	7.12
Impact of change in salary by 0.50%	8.02	(8.28)	3.58	(3.81)

Although the analysis does not take account of the full distribution of cash flows expected under the plan, it does provide an approximation of the sensitivity of the assumptions shown.

e) The table below summarises the maturity profile and duration of the gratuity liability:

Particulars	As at 31 March 2020		As at 31 March 2019	
	Within one year	10.52		8.59
Within one - three years	21.21		20.43	
Within three - five years	21.55		17.05	
Above five years	165.00		77.83	
Total	218.28		123.90	

29 Share based payment plans**a) Employee Stock Option Plan (ESOP)**

The Company has provided various share-based payment schemes to its employees in the preceding financial years. During the year ended 31 March 2020, the following schemes were in operation:

	ESOP 2010	ESOP 2012	ESOP 2015	ESOP 2016	ESOP 2017
Date of grant	January 1, 2010	March 15, 2012	June 08, 2015	July 28, 2016	June 02, 2017
Date of Board Approval	November 24, 2009	January 25, 2012	June 08, 2015	July 28, 2016	May 04, 2017
Date of Shareholder's approval	November 10, 2008	November 10, 2008	September 23, 2015	September 23, 2015	September 23, 2015
Number of options approved	453,420	645,560	539,000	276,980	200,730
Method of Settlement	Equity	Equity	Equity	Equity	Equity
Vesting period (in months)	0 to 48 Months	0 to 48 Months	0 to 48 Months	0 to 48 Months	0 to 48 Months

The details of activity have been summarized below:

ESOP 2010

	For the year ended 31 March 2020		For the year ended 31 March 2019	
	Number of options	Weighted Average Exercise Price (INR)	Number of options	Weighted Average Exercise Price (INR)
Outstanding at the beginning of the year	Nil	100	63,286	100
Granted during the year	Nil	100	Nil	100
Forfeited during the year	Nil	100	9,210	100
Exercised during the year	Nil	100	54,076	100
Expired during the year	Nil	100	Nil	100
Outstanding at the end of the year	Nil	100	Nil	100
Exercisable at the end of the year	Nil	100	Nil	100

ESOP 2012

	For the year ended 31 March 2020		For the year ended 31 March 2019	
	Number of options	Weighted Average Exercise Price (INR)	Number of options	Weighted Average Exercise Price (INR)
Outstanding at the beginning of the year	Nil	150	150,136	150
Granted during the year	Nil	150	Nil	150
Forfeited/ expired during the year	Nil	150	4,603	150
Exercised during the year	Nil	150	145,533	150
Outstanding at the end of the year	Nil	150	Nil	150
Exercisable at the end of the year	Nil	150	Nil	150

ESOP 2015

	For the year ended 31 March 2020		For the year ended 31 March 2019	
	Number of options	Weighted Average Exercise Price (INR)	Number of options	Weighted Average Exercise Price (INR)
Outstanding at the beginning of the year	62,100	200	354,100	200
Granted during the year	Nil	200	Nil	200
Forfeited/ expired during the year	Nil	200	3,600	200
Exercised during the year	62,100	200	288,400	200
Outstanding at the end of the year	Nil	200	62,100	200
Exercisable at the end of the year	Nil	200	Nil	200

ESOP 2016

	For the year ended 31 March 2020		For the year ended 31 March 2019	
	Number of options	Weighted Average Exercise Price (INR)	Number of options	Weighted Average Exercise Price (INR)
Outstanding at the beginning of the year	41,850	200	194,268	200
Granted during the year	Nil	200	Nil	200
Forfeited/ expired during the year	2,400	200	16,200	200
Exercised during the year	20,025	200	136,218	200
Outstanding at the end of the year	19,425	200	41,850	200
Exercisable at the end of the year	Nil	200	Nil	200

IndiaMART InterMESH Limited
Notes to Standalone Financial Statements for the year ended 31 March 2020
(Amount in INR million, unless otherwise stated)

ESOP 2017

	For the year ended 31 March 2020		For the year ended 31 March 2019	
	Number of options	Weighted Average Exercise Price (INR)	Number of options	Weighted Average Exercise Price (INR)
Outstanding at the beginning of the year	37,888	200	197,800	200
Granted during the year	Nil	200	Nil	200
Forfeited/ expired during the year	760	200	824	200
Exercised during the year	9,282	200	159,088	200
Outstanding at the end of the year	27,846	200	37,888	200
Exercisable at the end of the year	Nil	200	Nil	200

Figures for current year ended 31 March 2020 and previous year are as follows:

	As at 31 March 2020				
	ESOP 2010	ESOP 2012	ESOP 2015	ESOP 2016	ESOP 2017
Range of exercise prices	100	150	200	200	200
Number of options outstanding	-	-	Nil	19,425	27,846
Weighted average remaining contractual life of options (in years)	NA	NA	-	0.25	0.80
Weighted average exercise price	100	150	NA	200	200
Weighted average share price for the options exercised during the year	NA	NA	NA	300	300

	As at 31 March 2019				
	ESOP 2010	ESOP 2012	ESOP 2015	ESOP 2016	ESOP 2017
Range of exercise prices	100	150	200	200	200
Number of options outstanding	Nil	Nil	62,100	41,850	37,888
Weighted average remaining contractual life of options (in years)	NA	NA	0.25	1.25	1.80
Weighted average exercise price	100	150	200	200	200
Weighted average share price for the options exercised during the year	300	300	300	300	300

Stock Options granted

The fair value of options is measured using Black-Scholes valuation model. The key inputs used in the measurement of the grant date fair valuation of equity settled plans are given in the table below:

	As at 31 March 2020				
	ESOP 2010	ESOP 2012	ESOP 2015	ESOP 2016	ESOP 2017
Weighted average share price	NA	NA	200	275.93	280.50
Exercise price	NA	NA	200	200	200
Expected volatility	NA	NA	0.00%	0.00%	0.00%
Historical volatility	NA	NA	0.10%	0.10%	0.10%
Life of the options granted (Vesting and exercise period) in years	NA	NA	7.70	7.70	7.70
Expected dividends	NA	NA	Nil	Nil	Nil
Average risk-free interest rate	NA	NA	7.77%	7.20%	7.20%

	As at 31 March 2019				
	ESOP 2010	ESOP 2012	ESOP 2015	ESOP 2016	ESOP 2017
Weighted average share price	148.39	150	200	275.93	280.50
Exercise price	100	150	200	200	200
Expected volatility	0.00%	0.00%	0.00%	0.00%	0.00%
Historical volatility	0.00%	0.00%	0.10%	0.10%	0.10%
Life of the options granted (Vesting and exercise period) in years	7.50	8.00	7.70	7.70	7.70
Expected dividends	Nil	Nil	Nil	Nil	Nil
Average risk-free interest rate	8.39%	8.39%	7.77%	7.20%	7.20%

The Company has provided various share-based payment schemes to its employees in the preceding financial years.

IndiaMART InterMESH Limited
Notes to Standalone Financial Statements for the year ended 31 March 2020

(Amount in INR million, unless otherwise stated)

Stock appreciation rights (SAR)

The Company has granted stock appreciation rights to its employees during the previous financial year. Details are as follows

	SAR 2018
Date of grant	October 01, 2018
Date of Board Approval	September 22, 2018
Date Of Shareholder's approval	May 07, 2018
Number of units approved	800,740
Method of Settlement	Equity
Vesting year (in months)	0 to 48 Months

The details of activity have been summarized below:

	For the year ended 31 March 2020		For the year ended 31 March 2019	
	Number of SAR units	Weighted Average Exercise Price (INR)	Number of SAR units	Weighted Average Exercise Price (INR)
Outstanding at the beginning of the year	779,740	500	NA	NA
Granted during the year	Nil	Nil	800,740	500
Lapsed during the year	45,332	500	21,000	500
Exercised during the year	149,816	Nil	Nil	Nil
Expired during the year	Nil	Nil	Nil	Nil
Outstanding at the end of the year	584,592	500	779,740	500
Exercisable at the end of the year	Nil	Nil	Nil	Nil

Figures for year ended 31 March 2020 are as follows:

	SAR 2018
Range of exercise prices	500
Number of units outstanding	584,592
Weighted average remaining contractual life of units (in years)	2.50
Weighted average exercise price	500

SAR units granted

The fair value of SAR units is measured using Black-Scholes valuation model. The key inputs used in the measurement of the grant date fair valuation of equity settled plans are given in the table below:

	SAR 2018
Weighted average share price	597
Exercise Price	500
Expected Volatility	41%
Historical Volatility	41%
Life of the units granted (Vesting and exercise year) in years	4.00
Expected dividends	Nil
Average risk-free interest rate	7.80%

Effect of the employee share-based payment plans on the profit and loss:

	For the year ended 31 March 2020	For the year ended 31 March 2019
Total Employee Compensation Cost pertaining to share-based payment plans	75.46	84.53
Compensation Cost pertaining to equity-settled employee share-based payment plan included above	75.46	84.53

Effect of the employee share-based payment plans on its financial position:

	As at 31 March 2020	As at 31 March 2019
Total reserve for employee stock options outstanding as at year end	95.97	71.42

30 Fair value measurements

a) Category wise details as to carrying value, fair value and the level of fair value measurement hierarchy of the Company's financial instruments are as follows:

Level	As at		
	31 March 2020	31 March 2019	
Financial assets			
a) Measured at fair value through profit or loss (FVTPL)			
- Investment in mutual funds (Refer Note b(ii) below)	Level 1	8,655.45	6,042.99
- Investment in debt instruments of subsidiaries (Refer Note b(iv) below)	Level 3	89.60	90.39
		8,745.05	6,133.38
b) Measured at amortised cost (Refer Note b(i) and (ii) below)			
- Trade receivables		11.00	3.54
- Cash and cash equivalents		129.04	359.13
- Loans to employees		12.26	17.41
- Security deposits		101.16	59.12
- Bank deposits		418.35	375.48
- Other financial assets		23.17	126.27
		694.98	940.95
Total		9,440.03	7,074.33
Financial liabilities			
a) Measured at amortised cost (Refer Note b(i) and (ii) below)			
- Trade payables		177.07	126.67
- Security deposits		0.14	0.14
- Other financial liabilities		253.99	300.66
- Lease liabilities		765.09	-
		1,196.29	427.47
Total		1,196.29	427.47

b) The following methods / assumptions were used to estimate the fair values:

- The carrying value of bank deposits, trade receivables, cash and cash equivalents, trade payables, security deposits, lease liabilities and other financial assets and other financial liabilities measured at amortised cost approximate their fair value due to the short-term maturities of these instruments. These have been assessed basis counterparty credit risk.
- The fair value of non-current financial assets and financial liabilities are determined by discounting future cash flows using current rates of instruments with similar terms and credit risk. The current rates used do not reflect significant changes from the discount rates used initially. Therefore, the carrying value of these instruments measured at amortised cost approximate their fair value.
- Fair value of quoted mutual funds is based on quoted market prices at the reporting date, which factors the impact of COVID-19. We do not expect material volatility in these financial assets.
- Fair value of debt instruments of subsidiaries is estimated based on replacement cost method / discounted cash flows valuation technique using the cash flow projections, discount rate and credit risk, considering the impact of COVID-19.

c) Following table describes the valuation techniques used and key inputs thereto for the level 3 financial assets / liabilities as of 31 March 2020 and 31 March 2019:

Financial assets	Valuation technique(s)	Key input(s)	Sensitivity
Investment in debt instruments of subsidiaries			
-Pay With Indiamart Private Limited	Refer Note below*	i) Discount rate ii) Growth rate for long term cash flow projections iii) Future cash flow projections based on budgets approved by the management.	Refer note below**
-Tolexo Online Private Limited	Replacement cost method	Replacement cost	NA

* The fair values of financial assets included in level 3 have been determined in accordance with generally accepted valuation models based on a discounted cashflow analysis, with the most significant inputs being the discount rate that reflects the credit risk of counter parties.

** Sensitivity to changes in unobservable inputs: The fair value of the financial assets is directly proportional to the estimated future cash flow projections based on the budgets approved by the management. Change in significant unobservable input of discount rate by 100 bps and growth rate by 100 bps in the valuation does not have a significant impact on the carrying value of the assets in the financial statements.

d) Reconciliation of level 3 fair value measurements

	Investment in debt instruments		Share buy back obligation	
	For the year ended 31 March 2020	For the year ended 31 March 2019	For the year ended 31 March 2020	For the year ended 31 March 2019
Opening balance	90.39	65.34	-	3,729.30
Loss recognised in profit or loss	(68.79)	(47.38)	-	652.63
Additions	68.00	72.50	-	-
Disposals/Extinguishment	-	(0.07)	-	-
Conversion of preference shares into equity shares during the year	-	-	-	(4,381.93)
Closing balance	89.60	90.39	-	0.00

e) During the year ended 31 March 2020 and 31 March 2019, there were no transfers between Level 1 and Level 2 fair value measurements, and no transfer into and out of Level 3 fair value measurements.

31 Capital management

The Company manages its capital to ensure that the company will be able to continue as a going concern while maximising the returns to stakeholders through the optimisation of the debt and equity balance.

The capital structure of the company consists of no debts and only equity of the company. The Company is not subject to any externally imposed capital requirements.

The Company reviews the capital structure on a regular basis. As part of this review, the Company considers the cost of capital, risks associated with each class of capital requirements and maintenance of adequate liquidity.

Gearing ratio

The company monitors capital on the basis of the following gearing ratio:

Net debt (total borrowings net of cash and cash equivalents) divided by Total equity (as shown in the balance sheet). As at 31 March 2020 and 31 March 2019, the outstanding debt was INR Nil.

32 Financial risk management objectives and policies

The Company is exposed to market risk, credit risk and liquidity risk. The Company's board of directors has overall responsibility for the establishment and oversight of the Company's risk management framework. The Company's risk management policies are established to identify and analyse the risks faced by the Company, to set appropriate risk limits and controls and to monitor risks and adherence to limits. Risk management policies and systems are reviewed regularly to reflect changes in market conditions and the Company's activities.

The Company's Board oversees how management monitors compliance with the Company's risk management policies and procedures, and reviews the adequacy of the risk management framework in relation to the risks faced by the Company. The Board is assisted in its oversight role by internal audit. Internal audit undertakes regular reviews of risk management controls and procedures, the results of which are reported to the audit committee.

i) Credit risk management

Credit risk is the risk of financial loss to the Company if a customer or counterparty to a financial instrument fails to meet its contractual obligations, and arises principally from the Company's cash and bank balances, trade receivables, investments in mutual funds, loans and security deposits.

The carrying amounts of financial assets represent the maximum credit risk exposure.

Credit risk management considers available reasonable and supportive forward-looking information including indicators like external credit rating (as far as available), macro-economic information (such as regulatory changes, government directives, market interest rate).

Trade receivables

The Company primarily collects consideration in advance for the services to be provided to the customer. As a result, the Company is not exposed to significant credit risk on trade receivables.

Cash and cash equivalents, bank deposits and investments in mutual funds

The Company maintains its cash and cash equivalents, bank deposits and investment in mutual funds with reputed banks and financial institutions. The credit risk on these instruments is limited because the counterparties are banks with high credit ratings assigned by international credit rating agencies.

Security deposits and Loans

The Company monitors the credit rating of the counterparties on regular basis. These instruments carry very minimal credit risk based on the financial position of parties and Company's historical experience of dealing with the parties.

ii) Liquidity risk management

Liquidity risk is the risk that the Company will encounter difficulty in meeting the obligations associated with its financial liabilities that are settled by delivering cash or another financial asset. The Company's approach to managing liquidity is to ensure, as far as possible, that it will have sufficient liquidity to meet its liabilities when they are due, under both normal and stressed conditions, without incurring unacceptable losses or risking damage to the Company's reputation.

Ultimate responsibility for liquidity risk management rests with the board of directors, who has established an appropriate liquidity risk management framework for the management of the Company's short-term, medium-term and long-term funding and liquidity management requirements. The Company manages liquidity risk by maintaining adequate reserves, banking facilities and by continuously monitoring forecast and actual cash flows, and by matching the maturity profiles of financial assets and liabilities.

32 Financial risk management objectives and policies (Cont'd)

Maturities of financial liabilities

The table below summarises the maturity profile of the Company's financial liabilities based on contractual undiscounted payments:

Contractual maturities of financial liabilities

	Within 1 year	Between 1 and 5 years and thereafter	Total
31 March 2020			
Trade payables	177.07	-	177.07
Lease liabilities	152.61	612.49	765.10
Other financial liabilities	254.12	-	254.12
	583.80	612.49	1,196.31
31 March 2019			
	Within 1 year	Between 1 and 5 years and thereafter	Total
Trade payables	126.67	-	126.67
Lease liabilities	-	-	-
Other financial liabilities	297.96	2.84	300.80
	424.63	2.84	427.47

iii) Market risk

Market risk is the risk that the fair value of future cash flows of a financial instrument will fluctuate because of changes in market prices. Market risk comprises three types of risk: interest rate risk, currency risk and other price risk, such as equity price risk and commodity risk. Financial instruments affected by market risk include foreign currency receivables, deposits, investments in mutual funds.

Foreign currency risk

Foreign currency risk is the risk that the fair value or future cash flows of an exposure will fluctuate because of changes in foreign exchange rates. The Company's exposure to the risk of changes in foreign exchange rates relates primarily to the Company's operating activities (when revenue or expense is denominated in a foreign currency). The Company's exposure to unhedged foreign currency risk as at 31 March 2020 and 31 March 2019 has been disclosed in note below. Currency risks related to the principal amounts of the Company's US dollar trade receivables.

Unhedged foreign currency exposure

	As at 31 March 2020	As at 31 March 2019
Trade receivable	USD 0.05 (INR 3.77)	USD 0.03 (INR 2.40)

Sensitivity

	Impact on profit/(loss) before tax	
	For the year ended 31 March 2020	For the year ended 31 March 2019
USD sensitivity		
INR/USD - increase by 2%	0.08	0.05
INR/USD - decrease by 2%	(0.08)	(0.05)

Interest rate risk

Investment of short-term surplus funds of the Company in liquid schemes of mutual funds provides high level of liquidity from a portfolio of money market securities and high quality debt and categorized as 'low risk' product from liquidity and interest rate risk perspectives.

Sensitivity

	Impact on profit/(loss) before tax	
	For the year ended 31 March 2020	For the year ended 31 March 2019
+ 5% change in NAV of mutual funds	432.77	302.15
- 5% change in NAV of mutual funds	(432.77)	(302.15)

33 Segment information

Operating segments are reported in a manner consistent with the internal reporting provided to the chief operating decision maker. The Company has only one business segment which is business-to-business e-marketplace, which acts as an interactive hub for domestic and international buyers and suppliers and operates in a single business segment based on the nature of the products, the risks and returns, the organization structure and the internal financial reporting systems. Hence the company falls within a single operating segment "Business to business e-marketplace".

Information about geographical areas:

The company's revenue from continuing operations from external customers by location of operations and information of its non-current assets by location of assets are detailed below:

	Revenue from external customers		Non-current assets*	
	For the year ended 31 March 2020	For the year ended 31 March 2019	As at 31 March 2020	As at 31 March 2019
India	6,194.94	4,940.25	854.44	97.53
Others	40.19	32.50	-	-
	6,235.13	4,972.75	854.44	97.53

* Non-current assets exclude financial assets, investment in subsidiaries and associates, deferred tax assets, tax assets and post-employment benefit assets.

34 Related party transactions

i) Names of related parties and related party relationship:

a) Entity's subsidiaries & associates	Subsidiaries	Hello Trade Online Private Limited Tradezeal International Private Limited Ten Times Online Private Limited Tolexo Online Private Ltd Pay With Indiamart Private Limited
	Associates	Simply Vyapar Apps Private Limited

b) Individuals owning directly or indirectly, an interest in the voting power of the Company that gives them Significant Influence over the Company and Key Management Personnel (KMP)

Name	Designation
Dinesh Chandra Agarwal	Managing Director & CEO
Brijesh Kumar Agrawal	Whole time director
Prateek Chandra	Chief financial officer
Anil Dwivedi	Company Secretary (resigned w.e.f 30 April 2018)
Manoj Bhargava	Company Secretary (appointed w.e.f 4 June 2018)
Dhruv Prakash	Non-executive director
Mahendra Kumar Chauhan	Independent director (resigned w.e.f 30 April 2018)
Rajesh Sawhney	Independent director
Elizabeth Lucy Chapman	Independent director
Vivek Narayan Gour	Independent director

c) Entities where Individuals and Key Management Personnel (KMP) as defined in note above exercise significant influence

Mansa Enterprises Private Limited

d) Other related parties

Indiamart Employee Benefit Trust (separately administered Trust to manage employees share based payment plans of the company)

Indiamart InterMesh Employees Group Gratuity Assurance Scheme (separately administered Trust to manage post employment defined benefits of employees of the company)

ii) Key management personnel compensation

	For the year ended 31 March 2020	For the year ended 31 March 2019
Short-term employee benefits	119.15	102.79
Post-employment benefits	1.11	(0.57)
Other long-term employee benefits	3.67	0.47
Employee share based payment expense	32.39	4.85
	156.32	107.54

34 Related party transactions (Cont'd)

The following table provides the total amount of transactions that have been entered into with the related parties for the relevant financial period:

Particulars	For the year ended 31 March 2020	For the year ended 31 March 2019
Entities where KMP and Individuals exercise Significant influence		
<u>Expenses for rent</u>		
Mansa Enterprises Private Limited	3.07	3.26
Key management personnel		
<u>Recruitment and training expenses</u>		
Dhruv Prakash	3.09	1.85
Director's sitting fees	2.09	2.93
<u>Dividend paid</u>		
Dinesh Chandra Agarwal	86.31	-
Brijesh Kumar Agrawal	58.49	-
Prateek Chandra	1.01	-
Manoj Bhargava	0.01	-
Rajesh Sawhney	0.25	-
Dhruv Prakash	0.40	-
Vivek Narayan Gour	0.09	-
Associates		
<u>Investment in associates</u>		
Simply Vyapar Apps Private Limited	312.02	-
Subsidiary companies		
<u>Investment in subsidiaries</u>		
Tolexo Online Pvt. Ltd	58.00	42.50
Tentimes Online Pvt. Ltd	-	2.50
Hello Trade Online Pvt. Ltd	-	0.10
Pay With Indiamart Pvt. Ltd	10.00	30.00
<u>Loans to subsidiaries</u>		
Tolexo Online Pvt. Ltd	-	2.50
<u>Web services provided to</u>		
Pay With Indiamart Pvt. Ltd	3.94	1.09
Simply Vyapar Apps Private Limited	0.01	-
<u>Support services provided to</u>		
Tentimes Online Pvt. Ltd	-	0.08
<u>Customer support services availed from</u>		
Pay With Indiamart Pvt. Ltd	1.60	1.93
<u>Interest received on Loan to subsidiaries</u>		
Tolexo Online Pvt. Ltd	-	0.02
Indiamart Employee Benefit Trust		
Interest free Loan given	1.50	-
Share capital issued	(1.45)	-
Dividend paid	0.43	-

Terms and conditions of transactions with related parties

The transactions with related parties are entered on terms equivalent to those that prevail in arm's length transactions. Outstanding balances at the year-end are unsecured and interest free and settlement occurs in cash. There have been no guarantees provided or received for any related party receivables or payables. This assessment is undertaken each financial year through examining the financial position of the related party and the market in which the related party operates.

Loan given to Tolexo Online Private Limited during the previous year was for operational needs of the subsidiary. The loan was repaid by the subsidiary in the previous year itself.

The above transactions does not includes IPO related expenses, incurred in trust on behalf of related parties (Managing Director and Whole time Director) as selling shareholders in Offer for Sale.

The following table discloses amounts due to or due from related parties at the relevant year end:

Balance Outstanding at the year end	As at 31 March 2020	As at 31 March 2019
Subsidiary companies		
<u>Investment in subsidiaries*</u>		
Tolexo Online Pvt. Ltd	106.62	117.40
Tradezeal International Pvt. Ltd	1.10	1.10
Hello Trade Online Pvt. Ltd	0.30	0.30
Pay With Indiamart Pvt. Ltd	54.00	44.00
Tentimes Online Pvt. Ltd	3.10	3.10
Key management personnel		
<u>Recruitment and training expenses</u>		
Dhruv Prakash	0.13	-
Associates		
<u>Investment in associates</u>		
Simply Vyapar Apps Private Limited	312.02	-
<u>Amount recoverable</u>		
Tolexo Online private limited	-	1.52
<u>Deferred Revenue</u>		
Simply Vyapar Apps Private Limited	0.02	-
<u>Loan given</u>		
Indiamart Employee Benefit Trust	1.50	-

*Includes investments measured at FVTPL but does not include provision for diminution of investment in equity shares.

35 The Company has provided following function wise results of operations on a voluntary basis

The management has presented the below function wise results because it also monitors its performance in the manner explained below and it believes that this information is relevant to understanding the Company's financial performance. The basis of calculation is also mentioned for reference.

	For the year ended 31 March 2020	For the year ended 31 March 2019
A Revenue from operations	6,235.13	4,972.75
B Customer service cost	(1,738.86)	(1,584.23)
C Surplus over customer service cost (A-B)	4,496.27	3,388.52
Selling & Distribution Expenses	1,129.62	1,004.44
Technology & Content Expenses	1,036.40	1,020.95
Marketing Expenses	51.42	47.77
Depreciation & Amortization	209.15	39.98
Other Operating Expenses	552.33	519.64
D Total	2,978.92	2,632.78
E Operating profit (C-D)	1,517.35	755.74
Finance costs	(32.83)	-
Net (loss)/gain on financial liability measured at FVTPL	-	(652.63)
Other income	684.12	360.17
F Total	651.29	(292.46)
G Profit/(Loss) before exceptional items and tax	2,168.64	463.29
Exceptional item	68.79	-
H Profit/(Loss) before tax	2,099.85	463.29
Tax expense/(credit)	323.69	337.36
Tax expense/(income) related to change in tax rate/laws	314.08	-
Profit/(loss) for the year	1,462.08	125.93

Below is the basis of classification of various function wise expenses mentioned above:

Customer service cost

Customer service cost primarily consists of employee benefits expense for employees involved in servicing of our clients; website content charges (included in "Content development expenses" in Note 25); PNS charges i.e. rental for premium number service provided to our paying suppliers (included in "Buyer Engagement Expenses" in Note 25); SMS & Email charges i.e. cost of notifications sent to paying suppliers through SMS or email (included in "Buyer Engagement Expenses" in Note 25); Buy Lead Verification & Enrichment i.e. costs incurred in connection with the verification of RFQs posted by registered buyers on Indiamart and provided to our paying suppliers as a part of our subscription packages (included in "Customer Support Expenses" in Note 25); other expenses such as rent, power and fuel, repair & maintenance, travelling & conveyance allocated based on employee count; collection charges; domain registration & renewal charges (included in "Internet and other online expenses" in Note 25) for serving our clients

Selling & Distribution Expenses

Selling & Distribution Expenses primarily consists of employee benefits expense for employees involved in acquisition of new paying suppliers; Outsourced sales cost i.e. costs incurred in connection with our outsourced telephone sales team and field sales team, other expenses such as rent, power and fuel, repair & maintenance, travelling & conveyance allocated based on employee count.

Technology & Content Expenses

Technology and content expenses include employee benefits expense for employees involved in the research and development of new and existing products and services, development, design, and maintenance of our website and mobile application, curation and display of products and services made available on our websites, and digital infrastructure costs; Data Verification & Enrichment i.e. amount paid to third parties to maintain and enhance our database (included in "Content development expenses" in Note 25); PNS charges i.e. rental for premium number service provided to our free suppliers (included in "Buyer Engagement Expenses" in Note 25); SMS & Email charges i.e. cost of notifications sent to buyers and free suppliers through SMS or email (included in "Buyer Engagement Expenses" in Note 25); Buy Lead Verification & Enrichment i.e. costs incurred in connection with the verification of RFQs posted by registered buyers on Indiamart and provided to our free suppliers (included in "Customer Support Expenses" in Note 25); other expenses such as rent, power and fuel, repair & maintenance, travelling & conveyance allocated based on employee count; Complaint Handling (1-800) Exp. (included in "Customer Support Expenses" in Note 25); Server Exp. (Web Space for Hosting), Software Expenses, Server Exp. (Google Emails-Employees) & Website Support & Maintenance (included in "Internet and other online expenses" in Note 25)

Marketing Expenses

While most of our branding and marketing is done by our field sales representatives through face to face meetings with potential customers (included in Selling & Distribution Expenses), our branding is aided by our spending on marketing, such as targeted digital marketing, search engine advertisements and offline advertising, and we also engage in advertising campaigns from time to time through television and print media. Employee benefits expense for employees involved in marketing activities are also included in marketing expenses.

Other Operating Expenses

Other operating expenses primarily include employee benefits expense for our support function employees; expenses such as rent, power and fuel, repair & maintenance, travelling & conveyance allocated basis employee count; browsing & connectivity-branch & employees (included in "Internet and other online expenses" in Note 25); telephone expenses-branch & employees (included in "Communication Costs" in Note 25); recruitment and training expenses; legal and professional fees and other miscellaneous operating expenses.

36 Contingent liabilities and commitments

a) Contingent liabilities

1. On February 28, 2019, a judgment of the Supreme Court of India interpreting certain statutory defined contribution obligations of employees and employers altered historical understandings of such obligations, extending them to cover additional portions of the employee's income. However, the judgment isn't explicit if such interpretation may have retrospective application resulting in increased contribution for past and future years for certain employees of the Company. The Company, based on an internal assessment, evaluated that there are numerous interpretative challenges on the retrospective application of the judgment which results in impracticability in estimation of and timing of payment and amount involved. As a result of lack of implementation guidance and interpretative challenges involved, the Company is unable to reliably estimate the amount involved. Accordingly, the Company shall evaluate the amount of provision, if any, on obtaining further clarity on the matter.

2. The Company is involved in various lawsuits, claims and proceedings that arise in the ordinary course of business, the outcome of which is inherently uncertain. Some of these matters include speculative and frivolous claims for substantial or indeterminate amounts of damages. The Company records a liability when it is both probable that a loss has been incurred and the amount can be reasonably estimated. Significant judgment is required to determine both probability and the estimated amount. The Company reviews these provisions and adjusts these provisions accordingly to reflect the impact of negotiations, settlements, rulings, advice of legal counsel, and updated information. The Company believes that the amount or estimable range of reasonably possible loss, will not, either individually or in the aggregate, have a material adverse effect on its business, financial position, results of the Company, or cash flows with respect to loss contingencies for legal and other contingencies as at 31 March 2020.

b) Capital and other commitments

- As at 31 March 2020, the company has estimated amount of contracts remaining to be executed on capital account not provided for, net of advance is Nil (31 March 2019: Nil).

- The company will provide financial support to its wholly owned subsidiaries, so as to meet their liabilities as and when the same is required.

c) Operating lease commitments

As at previous year ended 31 March 2019, office premises were obtained on operating lease. There were no contingent rents in the lease agreements. The lease term varies from 11 months to 9 years generally and were usually renewable by mutual consent. There were no restrictions imposed by lease agreements. There were no subleases.

Lease payments (for non cancellable lease) for year ended 31 March 2019 are INR 74.71 million.

Future minimum rentals payable under non-cancellable operating leases are as follows:

	As at 31 March 2019
Within one year	69.64
After one year but not more than five years	103.74
More than five years	0.81
	174.19

37 a) As per section 135 of the Companies Act, 2013, amount required to be spent by the Company on Corporate Social Responsibility (CSR) during the year ended 31 March 2020 is 1.05 millions (31 March 2019: Nil), computed at 2% of its average net profit for the immediately preceding three financial years. The Company incurred an amount of 1.05 millions during the year ended 31 March 2020 (31 March 2019: nil), towards CSR expenditure.

b) Exceptional item, during the year ended 31 March 2020, amounting to INR 68.79 represents fair value change in the carrying value of investment in Optionally Convertible Cumulative Redeemable Preference Shares (OCCRPS), held in Tolexo Online Private limited, a wholly owned subsidiary company, due to the current economic conditions.

38 a) During the year ended 31 March 2020, the Company modified the classification of amount payable to employees from 'Trade payables' to 'Payable to employees' classified in 'other financial liabilities' to reflect more appropriately the nature of such amounts payable. Comparative amounts in the notes to the standalone financial statements were reclassified for consistency. As a result, INR 297.48 as at 31 March 2019 was reclassified from 'Trade payables' to 'Payable to employees'.

b) During the year ended 31 March 2020, the Company modified the classification of provision for service tax from 'Trade payables' to 'Provision-others' classified in 'Provisions' to reflect more appropriately the nature of such amounts provided in the books of account. Comparative amounts in the notes to the standalone financial statements were reclassified for consistency. As a result, INR 15.38 as at 31 March 2019 was reclassified from 'Trade payables' to 'Provision-others'.

c) During the year ended 31 March 2020, the Company modified the classification of 'Net gain on disposal of current investments' and 'Fair value gain/(loss) on financial assets measured at FVTPL' from 'Net gain/(loss) on financial assets measured at FVTPL' to 'Other income' to reflect more appropriately the nature of such amounts. Comparative amounts in the notes to the standalone financial statements were reclassified for consistency. As a result, INR 323.86 for the year ended 31 March 2019 were reclassified from 'Net gain/(loss) on financial assets measured at FVTPL' to 'Other income'.

d) Minimum alternative tax (MAT) for the year ended 31 March 2019 of INR 36.18 has been reclassified from "Deferred tax' expense to "Current Tax" expense under 'Income tax' expense note in Statement of Profit and Loss to reflect more appropriately the nature of such amounts provided in the books of account. Accordingly Note 27(d) has been modified to show deferred tax assets on MAT as at 31 March 2019.

39 Details of dues to micro and small enterprises as defined under MSMED Act 2006:

	As at 31 March 2020	As at 31 March 2019
The principal amount and the interest due thereon remaining unpaid to any supplier as at the end of each accounting period		
- Principal amount due to micro and small enterprises	-	-
- Interest due on above	-	-
The amount of interest paid by the buyer in terms of section 16 of the MSMED Act 2006 along with the amounts of the payment made to the supplier beyond the appointed day during each accounting period	-	-
The amount of interest due and payable for the year of delay in making payment (which have been paid but beyond the appointed day during the year) but without adding the interest specified under the MSMED Act 2006.	-	-
The amount of interest accrued and remaining unpaid at the end of each accounting period	-	-
The amount of further interest remaining due and payable even in the succeeding years, until such date when the interest dues as above are actually paid to the small enterprise for the purpose of disallowance as a deductible expenditure under section 23 of the MSMED Act 2006	-	-
	-	-

40 The standalone financial statements of the company for the year ended 31 March 2019 were audited by another firm of Chartered Accountants, who have expressed unmodified audit opinion on these financial statements.

41 Events after the reporting period

The Company has evaluated all the subsequent events through 12 May 2020, which is the date on which these standalone financial statements were issued, and no events have occurred from the balance sheet date through that date except for matters that have already been considered in the standalone financial statements.

As per our report of even date

For BSR & Co. LLP

Chartered Accountants

ICAI Firm Registration No.: 101248W/ W-100022

KANIKA KOHLI

Digitally signed by KANIKA KOHLI
Date: 2020.05.12 16:36:02 +05'30'

Kanika Kohli


Partner


Membership No.: 511565


Place: Gurugram

Date: 12 May 2020

For and on behalf of the Board of Directors of
IndiaMART InterMESH Limited


Dinesh Chandra Agarwal
(Managing Director & CEO)
DIN:00191800


Brijesh Kumar Agrawal
(Whole-time Director)
DIN:00191760


Prateek Chandra
(Chief Financial Officer)


Manoj Bhargava
(Company Secretary)

Place: Noida

Date: 12 May 2020

BSR & Co. LLP

Chartered Accountants

Building No. 10, 8th Floor, Tower-B
DLF Cyber City, Phase - II
Gurugram - 122 002, India

Telephone: +91 124 719 1000
Fax: +91 124 235 8613

INDEPENDENT AUDITORS' REPORT

To the Members of IndiaMART InterMESH Limited

Report on the Audit of Consolidated Financial Statements

Opinion

We have audited the consolidated financial statements of IndiaMART InterMESH Limited (hereinafter referred to as the "Holding Company") and its subsidiaries (Holding Company and its subsidiaries together referred to as "the Group"), and its associate, which comprise the consolidated balance sheet as at 31 March 2020, and the consolidated statement of profit and loss (including other comprehensive income (loss)), consolidated statement of changes in equity and consolidated statement of cash flows for the year then ended, and notes to the consolidated financial statements, including a summary of significant accounting policies and other explanatory information (hereinafter referred to as "the consolidated financial statements").

In our opinion and to the best of our information and according to the explanations given to us, and based on the consideration of reports of other auditors on separate financial statements of such subsidiaries and associate as were audited by the other auditors, the aforesaid consolidated financial statements give the information required by the Companies Act, 2013 ("Act") in the manner so required and give a true and fair view in conformity with the accounting principles generally accepted in India, of the consolidated state of affairs of the Group and its associate as at 31 March 2020, of its consolidated profit and other comprehensive income (loss), consolidated changes in equity and consolidated cash flows for the year then ended.

Basis for Opinion

We conducted our audit in accordance with the Standards on Auditing (SAs) specified under section 143(10) of the Act. Our responsibilities under those SAs are further described in the *Auditor's Responsibilities for the Audit of the Consolidated Financial Statements* section of our report. We are independent of the Group and its associate in accordance with the ethical requirements that are relevant to our audit of the consolidated financial statements in terms of the Code of Ethics issued by the Institute of Chartered Accountants of India and the relevant provisions of the Act, and we have fulfilled our other ethical responsibilities in accordance with these requirements. We believe that the audit evidence obtained by us along with the consideration of audit reports of the other auditors referred to in sub paragraph (a) of the "Other Matters" paragraph below, is sufficient and appropriate to provide a basis for our opinion on the consolidated financial statements.

Key Audit Matters

Key audit matters are those matters that, in our professional judgment, were of most significance in our audit of the consolidated financial statements of the current period. These matters were addressed in the context of our audit of the consolidated financial statements as a whole, and in forming our opinion thereon, and we do not provide a separate opinion on these matters.

Description of Key Audit Matter

Revenue Recognition (See note 2.3(d) and 20 to the Consolidated financial statements)	
The key audit matter	How the matter was addressed in our audit
<p>The Group generates revenue primarily from web services and follows a prepaid model for its business.</p> <p>Revenue from web services is recognised over the period of the contract as and when the Group satisfies performance obligations by actually rendering the promised services to its customers.</p> <p>These services are delivered using IT systems which manage very high volume on daily basis and generate reports from which the Group recognises revenue, and hence there is inherent risk around the existence and accuracy of revenue recognition.</p> <p>We have identified revenue recognition from web services as a key audit matter because of the significance of web service revenue to the financial statements and its recognition based on high volume of data generated by internal IT systems.</p>	<p>In view of the significance of the matter we applied the following audit procedures in this area, among others to obtain sufficient appropriate audit evidence:</p> <ul style="list-style-type: none"> • We assessed the appropriateness of the revenue recognition accounting policy and its compliance with applicable accounting standards. • We evaluated the design and implementation of key internal financial controls and operating effectiveness of the relevant key controls with respect to existence and accuracy of revenue recognition on selected transactions. • We, with the involvement of IT specialists, evaluated the design, implementation and operating effectiveness of management’s general IT controls and key application controls over the Group’s IT systems which govern revenue recognition, including access controls, controls over program changes and interfaces between different systems. • We selected a sample of transactions using statistical sampling and performed tests of details including reading the contract, identifying performance obligation and its link with actual rendition to assess whether the criteria for revenue recognition are met. • We tested completeness and accuracy of web services revenue and collection from underlying relevant source documents generated by IT systems with accounting system. • We assessed the adequacy of disclosures in the consolidated financial statements.

Other Information

The Holding Company's management and Board of Directors are responsible for the other information. The other information comprises the information included in the Holding Company's annual report, but does not include the consolidated financial statements and our auditors' report thereon.

Our opinion on the consolidated financial statements does not cover the other information and we do not express any form of assurance conclusion thereon.

In connection with our audit of the consolidated financial statements, our responsibility is to read the other information and, in doing so, consider whether the other information is materially inconsistent with the consolidated financial statements or our knowledge obtained in the audit or otherwise appears to be materially misstated. If, based on the work we have performed and based on the work done/ audit report of other auditors, we conclude that there is a material misstatement of this other information, we are required to report that fact. We have nothing to report in this regard.

Management's and Board of Directors' Responsibilities for the Consolidated Financial Statements

The Holding Company's Management and Board of Directors are responsible for the preparation and presentation of these consolidated financial statements in term of the requirements of the Act that give a true and fair view of the consolidated state of affairs, consolidated profit/ loss and other comprehensive income (loss), consolidated statement of changes in equity and consolidated cash flows of the Group including its associate in accordance with the accounting principles generally accepted in India, including the Indian Accounting Standards (Ind AS) specified under section 133 of the Act. The respective Management and Board of Directors of the companies included in the Group and of its associate are responsible for maintenance of adequate accounting records in accordance with the provisions of the Act for safeguarding the assets of each company and for preventing and detecting frauds and other irregularities; the selection and application of appropriate accounting policies; making judgments and estimates that are reasonable and prudent; and the design, implementation and maintenance of adequate internal financial controls, that were operating effectively for ensuring accuracy and completeness of the accounting records, relevant to the preparation and presentation of the consolidated financial statements that give a true and fair view and are free from material misstatement, whether due to fraud or error, which have been used for the purpose of preparation of the consolidated financial statements by the Management and Directors of the Holding Company, as aforesaid.

In preparing the consolidated financial statements, the respective Management and Board of Directors of the companies included in the Group and of its associate are responsible for assessing the ability of each company to continue as a going concern, disclosing, as applicable, matters related to going concern and using the going concern basis of accounting unless the respective Board of Directors either intends to liquidate the Company or to cease operations, or has no realistic alternative but to do so.

The respective Board of Directors of the companies included in the Group and of its associate is responsible for overseeing the financial reporting process of each company.

Auditor's Responsibilities for the Audit of the Consolidated Financial Statements

Our objectives are to obtain reasonable assurance about whether the consolidated financial statements as a whole are free from material misstatement, whether due to fraud or error, and to issue an auditor's report that includes our opinion. Reasonable assurance is a high level of assurance, but is not a guarantee that an audit conducted in accordance with SAs will always detect a material misstatement when it exists. Misstatements can arise from fraud or error and are considered material if, individually or in the aggregate, they could reasonably be expected to influence the economic decisions of users taken on the basis of these consolidated financial statements.

As part of an audit in accordance with SAs, we exercise professional judgment and maintain professional skepticism throughout the audit. We also:

- Identify and assess the risks of material misstatement of the consolidated financial statements, whether due to fraud or error, design and perform audit procedures responsive to those risks, and obtain audit evidence that is sufficient and appropriate to provide a basis for our opinion. The risk of not detecting a material misstatement resulting from fraud is higher than for one resulting from error, as fraud may involve collusion, forgery, intentional omissions, misrepresentations, or the override of internal control.
- Obtain an understanding of internal control relevant to the audit in order to design audit procedures that are appropriate in the circumstances. Under section 143(3)(i) of the Act, we are also responsible for expressing our opinion on the internal financial controls with reference to the consolidated financial statements and the operating effectiveness of such controls based on our audit.
- Evaluate the appropriateness of accounting policies used and the reasonableness of accounting estimates and related disclosures made by the Management and Board of Directors.
- Conclude on the appropriateness of Management and Board of Directors use of the going concern basis of accounting in preparation of consolidated financial statements and, based on the audit evidence obtained, whether a material uncertainty exists related to events or conditions that may cast significant doubt on the appropriateness of this assumption. If we conclude that a material uncertainty exists, we are required to draw attention in our auditor's report to the related disclosures in the consolidated financial statements or, if such disclosures are inadequate, to modify our opinion. Our conclusions are based on the audit evidence obtained up to the date of our auditor's report. However, future events or conditions may cause the Group and its associate to cease to continue as a going concern.
- Evaluate the overall presentation, structure and content of the consolidated financial statements, including the disclosures, and whether the consolidated financial statements represent the underlying transactions and events in a manner that achieves fair presentation.
- Obtain sufficient appropriate audit evidence regarding the financial information of such entities or business activities within the Group and its associate to express an opinion on the consolidated financial statements. We are responsible for the direction, supervision and performance of the audit of financial information of such entities included in the consolidated financial statements of which we are the independent auditors. For the other entities included in the consolidated financial statements, which have been audited by other auditors, such other auditors remain responsible for the direction, supervision and performance of the audits carried out by them. We remain solely responsible for our audit opinion. Our responsibilities in this regard are further described in para (a) of the section titled 'Other Matters' in this audit report.

B S R & Co. LLP

We believe that the audit evidence obtained by us along with the consideration of audit reports of the other auditors referred to in sub-paragraph (a) of the Other Matters paragraph below, is sufficient and appropriate to provide a basis for our audit opinion on the consolidated financial statements.

We communicate with those charged with governance of the Holding Company regarding, among other matters, the planned scope and timing of the audit and significant audit findings, including any significant deficiencies in internal control that we identify during our audit.

We also provide those charged with governance with a statement that we have complied with relevant ethical requirements regarding independence, and to communicate with them all relationships and other matters that may reasonably be thought to bear on our independence, and where applicable, related safeguards.

From the matters communicated with those charged with governance, we determine those matters that were of most significance in the audit of the consolidated financial statements of the current period and are therefore the key audit matters. We describe these matters in our auditors' report unless law or regulation precludes public disclosure about the matter or when, in extremely rare circumstances, we determine that a matter should not be communicated in our report because the adverse consequences of doing so would reasonably be expected to outweigh the public interest benefits of such communication.

Other Matters

- (a) We did not audit the financial statements of five subsidiaries, whose financial statements reflect total assets of INR 151.56 million as at 31 March 2020, total revenues of INR 157.34 million and net cash flows amounting to INR 68.03 million for the year ended on that date, as considered in the consolidated financial statements. The consolidated financial statements also include the Group's share of net loss (and other comprehensive income (loss)) of INR 16.41 million for the year ended 31 March 2020, in respect of an associate, whose financial statements have not been audited by us. These financial statements have been audited by other auditors whose reports have been furnished to us by the Management and our opinion on the consolidated financial statements, in so far as it relates to the amounts and disclosures included in respect of these subsidiaries and associate and our report in terms of sub-section (3) of Section 143 of the Act, in so far as it relates to the aforesaid subsidiaries and associate is based solely on the audit reports of the other auditors.

Our opinion on the consolidated financial statements, and our report on Other Legal and Regulatory Requirements below, is not modified in respect of the above matter with respect to our reliance on the work done and the reports of the other auditors.

- (b) Attention is drawn to the fact that the corresponding figures for the year ended 31 March 2019 are based on the previously issued consolidated financial statements of the Group that were audited by the predecessor auditor who expressed an unmodified opinion on those consolidated financial statements on 11 May 2019.

Our opinion on the consolidated financial statements is not modified in respect of the above matter.

Report on Other Legal and Regulatory Requirements

- A. As required by Section 143(3) of the Act, based on our audit and on the consideration of reports of the other auditors on separate financial statements of such subsidiaries and associate as were audited by other auditors, as noted in the 'Other Matters' paragraph, we report, to the extent applicable, that:
- a) We have sought and obtained all the information and explanations which to the best of our knowledge and belief were necessary for the purposes of our audit of the aforesaid consolidated financial statements.
 - b) In our opinion, proper books of account as required by law relating to preparation of the aforesaid consolidated financial statements have been kept so far as it appears from our examination of those books and the reports of the other auditors.
 - c) The consolidated balance sheet, the consolidated statement of profit and loss (including other comprehensive income), the consolidated statement of changes in equity and the consolidated statement of cash flows dealt with by this Report are in agreement with the relevant books of account maintained for the purpose of preparation of the consolidated financial statements.
 - d) In our opinion, the aforesaid consolidated financial statements comply with the Ind AS specified under section 133 of the Act.
 - e) On the basis of the written representations received from the directors of the Holding Company as on 31 March 2020 taken on record by the Board of Directors of the Holding Company and the reports of the statutory auditors of its subsidiary companies and associate company incorporated in India, none of the directors of the Group companies and its associate incorporated in India is disqualified as on 31 March 2020 from being appointed as a director in terms of Section 164(2) of the Act.
 - f) With respect to the adequacy of the internal financial controls with reference to financial statements of the Holding Company and its subsidiary companies incorporated in India and the operating effectiveness of such controls, refer to our separate Report in "Annexure A". Further, the associate company incorporated in India has been exempted from the requirement of its auditor reporting on whether the company has adequate internal financial control system in place and the operating effectiveness of such controls.
- B. With respect to the other matters to be included in the Auditor's Report in accordance with Rule 11 of the Companies (Audit and Auditor's) Rules, 2014, in our opinion and to the best of our information and according to the explanations given to us and based on the consideration of the reports of the other auditors on separate financial statements of the subsidiaries and associate, as noted in the 'Other Matters' paragraph:
- i. The consolidated financial statements disclose the impact of pending litigations as at 31 March 2020 on the consolidated financial position of the Group and its associate. Refer Note 37 to the consolidated financial statements.

- ii. The Group and its associate did not have any material foreseeable losses on long-term contracts including derivative contracts during the year ended 31 March 2020.
- iii. There are no amounts which are required to be transferred to the Investor Education and Protection Fund by the Holding Company or its subsidiary companies and associate company incorporated in India during the year ended 31 March 2020.
- iv. The disclosures in the consolidated financial statements regarding holdings as well as dealings in specified bank notes during the period from 8 November 2016 to 30 December 2016 have not been made in the consolidated financial statements since they do not pertain to the financial year ended 31 March 2020.

C. With respect to the matter to be included in the Auditor's report under section 197(16):

In our opinion and according to the information and explanations given to us and based on the reports of the statutory auditors of such subsidiary companies incorporated in India which were not audited by us, the remuneration paid during the current year by the Holding Company and its subsidiary companies to its directors is in accordance with the provisions of Section 197 of the Act. The associate company is a private limited company and accordingly the requirements as stipulated by the provisions of section 197 (16) are not applicable to the associate company. The remuneration paid to any director by the Holding Company and its subsidiary companies is not in excess of the limit laid down under Section 197 of the Act. The Ministry of Corporate Affairs has not prescribed other details under Section 197(16) which are required to be commented upon by us.

For **B S R & Co. LLP**

Chartered Accountants

ICAI Firm registration No: 101248W/W-100022

KANIKA KOHLI

Digitally signed by KANIKA

KOHLI

Date: 2020.05.12 17:00:27

+05'30'

Kanika Kohli

Partner

Membership No:511565

ICAI UDIN: 20511565AAAAAI9282

Place: Gurugram

Date: 12 May 2020

Annexure A to the Independent Auditors' report on the consolidated financial statements of IndiaMART InterMESH Limited for the year ended 31 March 2020

Report on the internal financial controls with reference to the aforesaid consolidated financial statements under Clause (i) of Sub-section 3 of Section 143 of the Companies Act, 2013

(Referred to in paragraph A(f) under 'Report on Other Legal and Regulatory Requirements' section of our report of even date)

Opinion

In conjunction with our audit of the consolidated financial statements of IndiaMART InterMESH Limited (hereinafter referred to as "the Holding Company") as of and for the year ended 31 March 2020, we have audited the internal financial controls with reference to consolidated financial statements of the Holding Company and such companies incorporated in India under the Companies Act, 2013 which are its subsidiary companies, as of that date.

In our opinion, the Holding Company and such companies incorporated in India which are its subsidiary companies, have, in all material respects, adequate internal financial controls with reference to consolidated financial statements and such internal financial controls were operating effectively as at 31 March 2020, based on the internal financial controls with reference to consolidated financial statements criteria established by such companies considering the essential components of such internal controls stated in the Guidance Note on Audit of Internal Financial Controls Over Financial Reporting issued by the Institute of Chartered Accountants of India (the "Guidance Note").

Management's Responsibility for Internal Financial Controls

The respective Company's management and the Board of Directors are responsible for establishing and maintaining internal financial controls with reference to consolidated financial statements based on the criteria established by the respective Company considering the essential components of internal control stated in the Guidance Note. These responsibilities include the design, implementation and maintenance of adequate internal financial controls that were operating effectively for ensuring the orderly and efficient conduct of its business, including adherence to the respective company's policies, the safeguarding of its assets, the prevention and detection of frauds and errors, the accuracy and completeness of the accounting records, and the timely preparation of reliable financial information, as required under the Companies Act, 2013 (hereinafter referred to as "the Act").

Auditors' Responsibility

Our responsibility is to express an opinion on the internal financial controls with reference to consolidated financial statements based on our audit. We conducted our audit in accordance with the Guidance Note and the Standards on Auditing, prescribed under section 143(10) of the Act, to the extent applicable to an audit of internal financial controls with reference to consolidated financial statements. Those Standards and the Guidance Note require that we comply with ethical requirements and plan and perform the audit to obtain reasonable assurance about whether adequate internal financial controls with reference to consolidated financial statements were established and maintained and if such controls operated effectively in all material respects.

Our audit involves performing procedures to obtain audit evidence about the adequacy of the internal financial controls with reference to consolidated financial statements and their operating effectiveness. Our audit of internal financial controls with reference to consolidated financial statements included obtaining an understanding of internal financial controls with reference to consolidated financial statements, assessing the risk that a material weakness exists, and testing and evaluating the design and operating effectiveness of the internal controls based on the assessed risk. The procedures selected depend on the auditor's judgement, including the assessment of the risks of material misstatement of the consolidated financial statements, whether due to fraud or error.

We believe that the audit evidence we have obtained and the audit evidence obtained by the other auditors of the relevant subsidiary companies in terms of their reports referred to in the Other Matters paragraph below, is sufficient and appropriate to provide a basis for our audit opinion on the internal financial controls with reference to consolidated financial statements.

Meaning of Internal Financial controls with Reference to Consolidated Financial Statements

A company's internal financial controls with reference to consolidated financial statements is a process designed to provide reasonable assurance regarding the reliability of financial reporting and the preparation of financial statements for external purposes in accordance with generally accepted accounting principles. A company's internal financial controls with reference to consolidated financial statements includes those policies and procedures that (1) pertain to the maintenance of records that, in reasonable detail, accurately and fairly reflect the transactions and dispositions of the assets of the company; (2) provide reasonable assurance that transactions are recorded as necessary to permit preparation of financial statements in accordance with generally accepted accounting principles, and that receipts and expenditures of the company are being made only in accordance with authorisations of management and directors of the company; and (3) provide reasonable assurance regarding prevention or timely detection of unauthorised acquisition, use, or disposition of the company's assets that could have a material effect on the financial statements.

Inherent Limitations of Internal Financial controls with Reference to consolidated Financial Statements

Because of the inherent limitations of internal financial controls with reference to consolidated financial statements, including the possibility of collusion or improper management override of controls, material misstatements due to error or fraud may occur and not be detected. Also, projections of any evaluation of the internal financial controls with reference to consolidated financial statements to future periods are subject to the risk that the internal financial controls with reference to consolidated financial statements may become inadequate because of changes in conditions, or that the degree of compliance with the policies or procedures may deteriorate.

B S R & Co. LLP

Other Matters

Our aforesaid reports under Section 143(3)(i) of the Act on the adequacy and operating effectiveness of the internal financial controls with reference to consolidated financial statements in so far as it relates to five subsidiary companies, which are companies incorporated in India, is based on the corresponding reports of the auditors of such subsidiary companies incorporated in India.

For **B S R & Co. LLP**

Chartered Accountants

ICAI Firm registration No: 101248W/W-100022

**KANIKA
KOHLI**

Digitally signed by

KANIKA KOHLI

Date: 2020.05.12

17:02:38 +05'30'

Kanika Kohli

Partner

Place: Gurugram

Membership No:511565

Date: 12 May 2020

ICAI UDIN: 20511565AAAAAI9282

IndiaMART InterMESH Limited
Consolidated Balance Sheet as at 31 March 2020
(Amounts in INR million, unless otherwise stated)

	Notes	As at	
		31 March 2020	31 March 2019
Assets			
Non-current assets			
Property, plant and equipment	5A	51.76	84.80
Capital work in progress	5A	1.77	1.77
Right-of-use asset	5B	799.71	-
Intangible assets	6	4.83	5.81
Investment in associates	7	295.61	-
Financial assets			
(i) Investments	8	-	-
(ii) Loans	8	0.73	1.22
(iii) Others financial assets	8	400.83	35.60
Deferred tax assets (net)	27	245.70	858.08
Non-current tax assets (net)	19	211.60	-
Other non-current assets	9	17.22	7.34
Total Non-current assets		2,029.76	994.62
Current assets			
Financial assets			
(i) Investments	8	8,718.78	6,074.45
(ii) Trade receivables	10	16.82	5.71
(iii) Cash and cash equivalents	11	169.38	401.96
(iv) Bank balances other than (iii) above	11	69.26	375.48
(v) Loans	8	12.99	16.77
(vi) Others financial assets	8	79.83	157.80
Current tax assets (net)	19	79.34	105.54
Other current assets	9	53.13	75.22
Total current assets		9,199.53	7,212.93
Total assets		11,229.29	8,207.55
Equity and Liabilities			
Equity			
Share capital	12	288.77	285.92
Other equity	13	2,461.80	1,312.96
Equity attributable to equity holders of the parent		2,750.57	1,598.88
Non-controlling interests		-	-
Total Equity		2,750.57	1,598.88
Liabilities			
Non-current liabilities			
Financial liabilities			
(i) Share buyback obligation	14	-	-
(ii) Lease liabilities	16 (a)	612.49	-
(iii) Other financial liabilities	16 (b)	-	2.84
Provisions	17	265.40	96.00
Contract liabilities	18	2,697.21	2,297.91
Total Non-current liabilities		3,575.10	2,396.75
Current liabilities			
Financial liabilities			
(i) Trade payables	15	-	-
(a) total outstanding dues of micro enterprises and small enterprises		-	-
(b) total outstanding dues of creditors other than micro enterprises and small enterprises		179.42	129.32
(ii) Lease liabilities	16 (a)	152.61	-
(iii) Other financial liabilities	16 (b)	259.97	308.84
Provisions	17	40.47	68.66
Contract liabilities	18	4,155.58	3,561.91
Other current liabilities	18	115.57	143.19
Total Current liabilities		4,903.62	4,211.92
Total Liabilities		8,478.72	6,608.67
Total Equity and Liabilities		11,229.29	8,207.55
Summary of significant accounting policies	2		

The accompanying notes are an integral part of the consolidated financial statements

As per our report of even date attached


For BSR & Co. LLP
Chartered Accountants
ICAI Firm Registration No. 101248W/W-100022

KANIKA KOHLI Digitally signed by KANIKA KOHLI
Date: 2020.05.12 17:03:45 +05'30'

Kanika Kohli
Partner
Membership No.: 511565
Place: Gurugram
Date: 12 May 2020

For and on behalf of the Board of Directors of
IndiaMART InterMESH Limited


Dinesh Chandra Agarwal
(Managing Director and CEO)
DIN:00191800


Brijesh Kumar Agrawal
(Whole-time director)
DIN:00191760


Prateek Chandra
(Chief Financial Officer)


Manoj Bhargava
(Company Secretary)

Place: Noida
Date: 12 May 2020

IndiaMART InterMESH Limited
 Consolidated Statement of Profit and Loss for the year ended 31 March 2020
 (Amounts in INR million, unless otherwise stated)

	Notes	For the year ended 31 March 2020	For the year ended 31 March 2019
Income:			
Revenue from operations	20	6,388.54	5,074.17
Other income	21	685.91	409.72
Total income		7,074.45	5,483.89
Expenses:			
Employee benefits expense	22	2,666.69	2,299.83
Finance costs	23	32.83	-
Depreciation and amortisation expense	24	211.45	41.27
Net loss on financial liability designated at FVTPL	14	-	652.63
Other expenses	25	2,032.88	1,950.93
Total expenses		4,943.85	4,944.66
Net profit before share of profit/(loss) in associates and tax		2,130.60	539.23
Share in net profit/ (loss) of associates		(16.41)	-
Profit before tax		2,114.19	539.23
Income tax expense			
Current tax			
(related to earlier years (3.31) mns (P.Y-Nil))	27	0.67	37.50
Deferred tax	27	325.62	301.29
pen: Tax Impact related to change in tax rate and law	27	314.08	-
Total tax expense		640.37	338.79
Net profit for the period		1,473.82	200.44
Attributable to:			
Equity holders of the parent		1,473.82	200.44
Non-controlling interests		-	-
Other comprehensive income (OCI)			
Items that will not be reclassified to profit or loss and its related income tax effects			
Re-measurement losses on defined benefit plans		(74.03)	(11.17)
Income tax effect		18.56	3.81
		(55.47)	(7.36)
Other comprehensive income(loss) for the period, net of tax		(55.47)	(7.36)
Total comprehensive income for the period		1,418.35	193.08
Attributable to:			
Equity holders of the parent		1,418.35	193.08
Non-controlling interests		-	-
Earnings per equity share:	26		
Basic earnings(loss) per equity share (INR) - face value of INR 10 each		51.14	7.75
Diluted earnings(loss) per equity share (INR) - face value of INR 10 each		50.24	7.61
Summary of significant accounting policies	2		

The accompanying notes are an integral part of the consolidated financial statements.

As per our report of even date attached


For B S R & Co. LLP
 Chartered Accountants
 ICAI Firm Registration No. 101248W/W-100022

KANIKA KOHLI Digitally signed by KANIKA KOHLI
 Date: 2020.05.12 17:05:00 +05'30'


Kanika Kohli
 Partner
 Membership No.: 511565
 Place: Gurugram
 Date: 12 May 2020

For and on behalf of the Board of Directors of
IndiaMART InterMESH Limited


Dinesh Chandra Agarwal
 (Managing Director and CEO)
 DIN:00191800


Brijesh Kumar Agrawal
 (Whole-time director)
 DIN:00191760


Prateek Chandra
 (Chief Financial Officer)


Manoj Bhargava
 (Company Secretary)

Place: Noida
 Date: 12 May 2020

(a) Equity share capital (Refer Note 12)

Equity shares of INR 10 each issued, subscribed and fully paid up	Amount
As at 1 April 2018	99.77
Bonus issue during the year*	99.77
Equity share capital issued on exercise of ESOP during the year	15.66
Equity share capital issued on conversion of convertible preference shares	70.72
As at 31 March 2019	285.92
Equity share capital issued on exercise of ESOP during the year	1.83
Equity share capital issued during the year to IndianMART Employee Benefit Trust	1.45
Equity share capital held by IndianMART Employee Benefit Trust	(0.43)
As at 31 March 2020	288.77

(b) Other equity (Refer Note 13)

Particulars	Attributable to the equity holders of parent						Non-controlling interests	Total other equity
	Securities premium	General reserve	Employee share based payment reserve	Capital reserve	Retain of earnings	Total reserve and surplus		
Balance as at 1 April 2018	279.49	8.45	61.15	-	(3,661.55)	(3,312.46)	0.46	(3,312.00)
Profit for the year	-	-	-	-	200.44	200.44	-	200.44
Other comprehensive loss for the year	-	-	-	-	(7.36)	(7.36)	-	(7.36)
Total comprehensive loss	-	-	-	-	193.08	193.08	-	193.08
Transactions with owners in their capacity as owners:								
Bonus issue*	(99.77)	-	-	-	-	(99.77)	-	(99.77)
Issue of equity shares on exercise of ESOP during the period	195.61	-	(67.29)	-	-	128.32	-	128.32
Issue of equity shares on conversion of convertible preference shares (Refer Note 14)	4,311.21	-	-	-	-	4,311.21	-	4,311.21
Acquisition of non-controlling interests (Refer Note 39)	-	-	-	(2.04)	-	(2.04)	(0.46)	(2.50)
Employee share based payment expense	-	-	94.62	-	-	94.62	-	94.62
Balance as at 31 March 2019	4,686.54	8.45	88.48	(2.04)	(3,458.47)	1,312.96	0.09	1,312.96
Impact of adoption of Ind AS 116 (net of taxes) (Refer Note 5B)	-	-	-	-	(16.33)	(16.33)	-	(16.33)
Profit for the year	-	-	-	-	1,473.82	1,473.82	-	1,473.82
Other comprehensive loss for the year	-	-	-	-	(55.47)	(55.47)	-	(55.47)
Total comprehensive income (loss)	-	-	-	-	1,418.35	1,418.35	-	1,418.35
Issue of equity shares on exercise of ESOP during the year	67.36	-	(50.91)	-	-	16.45	-	16.45
Employee share based payment expense (Refer Note 22)	-	-	78.59	-	-	78.59	-	78.59
Dividend paid F.Y. 2019-20 (includes Dividend Distribution Tax of INR 59.45 millions)	-	-	-	-	(348.22)	(348.22)	-	(348.22)
Balance as at 31 March 2020	4,753.90	8.45	116.16	(2.04)	(2,414.67)	2,461.80	0.09	2,461.80

*The Company has allotted bonus shares on 9 May 2018 in the ratio of 1:1 to the equity shareholders existing on record date of 8 May 2018. The shareholders approved the allotment at general meeting held on 7 May 2018.
The accompanying notes are an integral part of the consolidated financial statements.

As per our report of even date attached

For B S R & Co. LLP
Chartered Accountants
ICAI Firm Registration No. 101248W/W-100022

KANIKA KOHLI Digitally signed by KANIKA KOHLI
Date: 2020.05.12 17:06:21 +05'30'

Kanika Kohli
Partner
Membership No.: 511565
Place: Gurugram
Date: 12 May 2020

For and on behalf of the Board of Directors of
IndiaMART InterMESH Limited

Dinesh Chandra Agrawal
(Managing Director and CEO)
DIN 00191830

Brijesh Kumar Agrawal
(Whole-time director)
DIN 00191760

Prateek Chandra
(Chief Financial Officer)

Manoj Bhargava
(Company Secretary)

Place: Noida
Date: 12 May 2020

IndiaMART InterMESH Limited
Consolidated Statement of Cash Flows for the year ended 31 March 2020
(Amounts in INR million, unless otherwise stated)

Particulars	Notes	For the year ended 31 March 2020	For the year ended 31 March 2019
Profit/ (Loss) before tax		2,114.19	539.23
<i>Adjustments to reconcile profit/(loss) before tax to net cash flows:</i>			
Depreciation and amortization	24	211.45	41.27
Interest and other income	21	(45.69)	(29.65)
Gain from business transfer arrangement	21	-	(6.80)
Fair value change on financial assets at FVTPL	21	(639.77)	(373.20)
Fair value change in share buyback obligations	28	-	652.63
Gain on disposal of property, plant and equipment	21	(0.46)	(0.08)
Finance costs	23	32.83	-
Allowances for doubtful debts	25	1.86	0.81
Share-based payment expense	22	78.59	94.62
Share of net loss of associates		16.41	-
Operating profit before working capital changes		1,769.41	918.83
Movement in working capital			
(Increase)/decrease in trade receivables		(12.98)	0.27
Decrease in other financial assets		13.10	2.14
Decrease/(Increase) in other assets		1.86	(12.18)
(Decrease)/increase in other financial liabilities		(61.86)	68.56
Increase/(decrease) in trade payables		50.10	(49.28)
Increase in other liabilities		965.35	1,628.74
Increase in provisions		67.18	46.23
Cash generated from operations		2,792.16	2,603.31
Income tax paid (net)		(186.05)	(51.90)
Net cash generated from operating activities		2,606.11	2,551.41
Cash flow from investing activities			
Proceeds from sale of property, plant and equipment		1.26	0.53
Purchase of property, plant and equipment and other intangible assets		(46.39)	(51.70)
Purchase of current investments		(4,578.20)	(5,199.11)
Proceeds from sale of current investments		2,573.63	2,608.56
Interest received		34.13	26.16
Advances received from/(paid for) selling shareholders (net)		69.20	(69.20)
Payment of refundable security deposits for listing on stock exchange		(23.78)	-
Investments in bank deposits (includes earmarked balances with bank)		(43.50)	(73.28)
Investment in associates		(312.02)	-
Net cash used in investing activities		(2,325.67)	(2,758.04)
Cash flow from financing activities			
Repayment of lease liabilities		(166.27)	-
Interest paid on lease liabilities		(32.83)	-
Dividend paid (including Dividend Distribution Tax)		(333.25)	-
Acquisition of non-controlling interest		-	(2.50)
Proceeds from issues of equity shares on exercise of ESOP		19.31	143.98
Net cash generated from (used in) financing activities		(513.04)	141.48
Net decrease in cash and cash equivalents		(232.60)	(65.15)
Cash and cash equivalents at the beginning of the period	11	401.96	467.11
Cash and cash equivalents at the end of the period	11	169.36	401.96

Summary of significant accounting policies

2

The accompanying notes are an integral part of the consolidated financial statements.

As per our report of even date attached

For BSR & Co. LLP
Chartered Accountants
ICAI Firm Registration No. 101248W/W-100022

KANIKA KOHLI Digitally signed by KANIKA KOHLI
Date: 2020.05.12 17:07:45 +05'30'

Kanika Kohli
Partner
Membership No.: 511565
Place: Gurugram
Date: 12 May 2020

For and on behalf of the Board of Directors of
IndiaMART InterMESH Limited

Dinesh Chandra Agarwal
(Managing Director and CEO)
DIN:00191800

Brijesh Kumar Agrawal
(Whole-time director)
DIN:00191760

Prateek Chandra
(Chief Financial Officer)

Manoj Bhargava
(Company Secretary)

Place: Noida
Date: 12 May 2020

IndiaMART Intermesh Limited

Notes to Consolidated financial statements for the year ended 31 March 2020

(Amounts in INR millions, unless otherwise stated)

1. Corporate Information

IndiaMART Intermesh Limited (“the Company” or “the Parent Company”) is a public company domiciled in India and was incorporated on September 13, 1999 under the provisions of the Companies Act applicable in India. The company and its consolidated subsidiaries (hereinafter collectively referred to as “the Group”) is engaged in e-marketplace for business needs, which acts as an interactive hub for domestic and international buyers and suppliers. The registered office of the Company is located at 1st Floor, 29-Daryagang, Netaji Subash Marg New Delhi-110002, India.

The consolidated financial statements were authorised for issue in accordance with a resolution passed by Board of Directors on 12 May 2020.

2. Significant accounting policies

2.1 Basis of preparation

The consolidated financial statements have been prepared on the historical cost basis as explained in the accounting policies below, except for the following:

- certain financial assets and liabilities measured at fair value where Ind AS requires a different accounting treatment (refer accounting policy regarding financial instruments);
- share-based payments

The preparation of these consolidated financial statements requires the use of certain critical accounting estimates and judgements. It also requires the management to exercise judgement in the process of applying the Group’s accounting policies. The areas where estimates are significant to the consolidated financial statements, or areas involving a higher degree of judgement or complexity, are disclosed in Note 3.

2.2 Basis of consolidation

The consolidated financial statements comprise the financial statements of the Company and its subsidiaries and associates as at 31 March 2020. Control is achieved when the Group is exposed, or has rights, to variable returns from its involvement with the investee and has the ability to affect those returns through its power over the investee. Specifically, the Group controls an investee if and only if the Group has:

- Power over the investee (i.e. existing rights that give it the current ability to direct the relevant activities of the investee)
- Exposure, or rights, to variable returns from its involvement with the investee, and
- The ability to use its power over the investee to affect its returns

Generally, there is a presumption that a majority of voting rights result in control. To support this presumption and when the Group has less than a majority of the voting or similar rights of an investee, the Group considers all relevant facts and circumstances in assessing whether it has power over an investee, including:

- The contractual arrangement with the other vote holders of the investee
- Rights arising from other contractual arrangements
- The Group’s voting rights and potential voting rights
- The size of the group’s holding of voting rights relative to the size and dispersion of the holdings of the other voting rights holders

The Group had the following subsidiaries and associates (The Parent Company together with its subsidiaries and associates are hereinafter collectively referred as the ‘Group’):

IndiaMART Intermesh Limited**Notes to Consolidated financial statements for the year ended 31 March 2020**

(Amounts in INR millions, unless otherwise stated)

S. No.	Name of subsidiaries and date of shareholding	Proportion of ownership interest as at 31 March, 2020	Proportion of ownership interest as at 31 March 2019
1	Tradezeal International Private Limited (from May 31,2005)	100.00%	100.00%
2	Hello Trade Online Private Limited (from July 03,2008)	100.00%	100.00%
3	Ten Times Online Private Limited (from February 26, 2014 and additional 3.74% interest acquired on 9 May 2018)	100.00%	100.00%
4	Tolexo Online Private Limited (from May 28, 2014)	100.00%	100.00%
5	Pay With IndiaMART Private Limited (from February 7, 2017)	100.00%	100.00%
6	Simply Vyapar Apps Private Limited (from September 3, 2019)	26.00% (on Fully diluted basis)	-

The Group re-assesses whether or not it controls an investee if facts and circumstances indicate that there are changes to one or more of the three elements of control. Consolidation of a subsidiary begins when the Group obtains control over the subsidiary and ceases when the Group loses control of the subsidiary. Assets, liabilities, income and expenses of a subsidiary acquired or disposed of during the year/quarter are included in the consolidated financial statements from the date the Group gains control until the date the Group ceases to control the subsidiary.

Consolidated financial statements are prepared using uniform accounting policies for like transactions and other events in similar circumstances. If a member of the group uses accounting policies other than those adopted in the consolidated financial statements for like transactions and events in similar circumstances, appropriate adjustments are made to that group member's financial statements in preparing the consolidated financial statements to ensure conformity with the group's accounting policies.

The financial statements of all entities used for the purpose of consolidation are drawn up to same reporting date as that of the parent company, i.e., year ended on 31 March 20 since the Group's subsidiaries and associate have the same reporting period end.

Consolidation procedure:

- Combine like items of assets, liabilities, equity, income, expenses and cash flows of the parent with those of its subsidiaries. For this purpose, income and expenses of the subsidiary are based on the amounts of the assets and liabilities recognised in the consolidated financial statements at the acquisition date.
- Offset (eliminate) the carrying amount of the parent's investment in each subsidiary and the parent's portion of equity of each subsidiary.
- Eliminate in full intragroup assets and liabilities, equity, income, expenses and cash flows relating to transactions between entities of the group (profits or losses resulting from intragroup transactions that are recognised in assets, such as inventory and fixed assets, are eliminated in full). Intragroup losses may indicate an impairment that requires recognition in the consolidated financial statements. Ind AS 12 Income Taxes applies to temporary differences that arise from the elimination of profits and losses resulting from intragroup transactions.

Profit or loss and each component of other comprehensive income (OCI) are attributed to the equity holders of the parent of the Group and to the non-controlling interests, even if this results in the non-controlling interests having a deficit balance. When necessary, adjustments are made to the financial statements of subsidiaries to

bring their accounting policies into line with the Group's accounting policies. All intra-group assets and liabilities, equity, income, expenses and cash flows relating to transactions between members of the Group are eliminated in full on consolidation.

A change in the ownership interest of a subsidiary, without a loss of control, is accounted for as an equity transaction. If the Group loses control over a subsidiary, it:

- Derecognises the assets (including goodwill, if any) and liabilities of the subsidiary
- Derecognises the carrying amount of any non-controlling interests
- Derecognises the cumulative translation differences recorded in equity
- Recognises the fair value of the consideration received
- Recognises the fair value of any investment retained
- Recognises any surplus or deficit in profit or loss
- Reclassifies the parent's share of components previously recognised in OCI to profit or loss or retained earnings, as appropriate, as would be required if the Group had directly disposed of the related assets or liabilities

2.3 Summary of significant accounting policies

The accounting policies, as set out in the following paragraphs of this note, have been consistently applied, by all the group entities, to all the periods presented in these consolidated financial statements except for the adoption of the new standard Ind AS 116 Leases, effective as of 1 April 2019. As required by Ind AS 116, the nature and effect of these changes are disclosed in note 4.

a) Statement of Compliance

The consolidated financial statements for the period ended 31 March 2020 have been prepared in accordance with the Indian Accounting Standards (referred to as "Ind AS") notified under the Companies (Indian Accounting Standards) Rules, 2015 (as amended from time to time) and other relevant provisions of the Companies Act 2013 ("the Act") (as amended from time to time).

All amounts disclosed in the financial statements and notes have been rounded off to the nearest INR million as per the requirement of Schedule III, unless otherwise stated.

b) Current versus non-current classification

The Group presents assets and liabilities in balance sheet based on current/non-current classification. An asset is classified as current when it is:

- (i) Expected to be realised or intended to be sold or consumed in normal operating cycle
- (ii) Held primarily for the purpose of trading
- (iii) Expected to be realised within twelve months after the reporting period, or
- (iv) A cash or cash equivalent unless restricted from being exchanged or used to settle a liability for at least twelve months after the reporting period.

All other assets are classified as non-current.

A liability is classified as current when:

- (i) It is expected to be settled in normal operating cycle
- (ii) It is held primarily for the purpose of trading
- (iii) It is due to be settled within twelve months after the reporting period, or
- (iv) There is no unconditional right to defer the settlement of the liability for at least twelve months after the reporting period.

The Group classifies all other liabilities as non-current.

Deferred tax assets and liabilities are classified as non-current assets and liabilities.

IndiaMART InterMesh Limited

Notes to Consolidated financial statements for the year ended 31 March 2020

(Amounts in INR millions, unless otherwise stated)

The operating cycle is the time between the acquisition of assets for processing/servicing and their realisation in cash and cash equivalents. The Group has identified twelve months as its operating cycle.

c) Fair value measurement

The Group measures financial instruments, such as Investment in optionally convertible preference shares (OCRPS), investment in mutual funds and share buyback obligation, at fair value at each balance sheet date.

Fair value is the price that would be received to sell an asset or paid to transfer a liability in an orderly transaction between market participants at the measurement date. The fair value measurement is based on the presumption that the transaction to sell the asset or transfer the liability takes place either:

- (i) In the principal market for the asset or liability, or
- (ii) In the absence of a principal market, in the most advantageous market for the asset or liability

The principal or the most advantageous market must be accessible by the Group.

The fair value of an asset or a liability is measured using the assumptions that market participants would use when pricing the asset or liability, assuming that market participants act in their best economic interest.

A fair value measurement of a non-financial asset takes into account a market participant's ability to generate economic benefits by using the asset in its highest and best use or by selling it to another market participant that would use the asset in its highest and best use.

The Group uses valuation techniques that are appropriate in the circumstances and for which sufficient data are available to measure fair value, maximising the use of relevant observable inputs and minimising the use of unobservable inputs.

All assets and liabilities for which fair value is measured or disclosed in the consolidated financial statements are categorised within the fair value hierarchy, described as follows, based on the degree to which the inputs to the fair value measurements are observable and the significance of the inputs to the fair value measurement in its entirety:

- (i) Level 1 — Quoted (unadjusted) market prices in active markets for identical assets or liabilities
- (ii) Level 2 — inputs, other than quoted prices included within Level 1, that are observable for the asset or liability, either directly or indirectly; and
- (iii) Level 3 — Unobservable inputs for the asset or liability reflecting Group's assumptions about pricing by market participants

For assets and liabilities that are recognised in the consolidated financial statements on fair value on a recurring basis, the Group determines whether transfers have occurred between Levels in the hierarchy by re-assessing categorisation (based on the lowest level input that is significant to the fair value measurement as a whole) at the end of each reporting period.

The Group's management determines the policies and procedures for recurring fair value measurement, such as investment in debt instruments and convertible preference shares issued with share buyback obligation measured at fair value.

External valuers are involved for valuation of significant assets, such as unquoted investments in debt instruments, and significant liabilities, such as convertible preference shares. Involvement of external valuers is decided upon annually by the management. Selection criteria include market knowledge, reputation, independence and whether professional standards are maintained. The management decides, after discussions with the Group's external valuers, which valuation techniques and inputs to use for each case.

At each reporting date, the management analyses the movements in the values of assets and liabilities which are required to be remeasured or re-assessed as per the Group's accounting policies. For this analysis, the management verifies the major inputs applied in the latest valuation by agreeing the information in the valuation computation to contracts and other relevant documents.

IndiaMART InterMesh Limited**Notes to Consolidated financial statements for the year ended 31 March 2020**

(Amounts in INR millions, unless otherwise stated)

For the purpose of fair value disclosures, the Group has determined classes of assets and liabilities on the basis of the nature, characteristics and risks of the asset or liability and the level of the fair value hierarchy as explained above. This note summarises accounting policy for fair value. Other fair value related disclosures are given in the relevant notes.

- Disclosures for significant estimates and assumptions (Note 3)
- Disclosures for valuation methods and quantitative disclosure of fair value measurement hierarchy (Note 30)

d) Revenue from contracts with customers and other income**Revenue from contracts with customers**

The Group is primarily engaged in providing web services. Revenue from contracts with customers is recognised when control of the services is transferred to the customer at an amount that reflects the consideration to which the Group expects to be entitled in exchange for those services and excluding taxes or duties collected on behalf of the government.

The disclosures of significant accounting judgements, estimates and assumptions relating to revenue from contracts with customers are provided in Note 3.

The specific recognition criteria described below must also be met before revenue is recognised.

Rendering of services

Revenue from web services is recognised based on output method i.e. pro-rata over the period of the contract as and when the Group satisfies performance obligations by transferring the promised services to its customers. Revenues from lead based services is recognised based on output method i.e. as and when leads are consumed by the customer or on the expiry of contract whichever is earlier. Activation revenue is amortised over the estimated customer relationship period.

Advertising revenue is derived from displaying web based banner ads and sale of online advertisements

Revenue from banner advertisement is recognised pro rata over the period of display of advertisement as per contract. Revenue from sale of online advertisements is recognised based on output method and the Group applies the practical expedient to recognize advertising revenue in the amount to which the Group has a right to invoice.

The Group also provides services of online marketing of exhibitions, trade shows and concerts for the clients. Revenue is recognized as and when the Group satisfies performance obligations by transferring the promised services to its customers.

Contract balances***Trade receivables***

A receivable represents the Group's right to an amount of consideration that is unconditional (i.e., only the passage of time is required before payment of the consideration is due). Refer to accounting policies of financial assets in section m) Financial instruments.

Contract liabilities

A contract liability is the obligation to transfer goods or services to a customer for which the Group has received consideration (or an amount of consideration is due) from the customer. If a customer pays consideration before the Group transfers services to the customer, a contract liability is recognised when the payment is made or the payment is due (whichever is earlier). The Group recognises contract liability for consideration received in respect of unsatisfied performance obligations and reports these amounts as deferred revenue and advances from customers in the balance sheet. The unaccrued amounts are not recognised as revenue till all related performance obligation are fulfilled. The group generally receives transaction price in advance for contracts with customers that run up for more than one year. The transaction price received in advance does not have any significant

IndiaMART InterMesh Limited
Notes to Consolidated financial statements for the year ended 31 March 2020
(Amounts in INR millions, unless otherwise stated)

financing component as the difference between the promised consideration and the cash selling price of the service arises for reasons other than the provision of finance.

Other income

Interest income

For all financial assets measured at amortised cost, interest income is recorded using the effective interest rate (EIR). EIR is the rate that exactly discounts the estimated future cash payments or receipts over the expected life of the financial instrument or a shorter period, where appropriate, to the net carrying amount of the financial asset or to the amortised cost of a financial liability. When calculating EIR, the Group estimates the expected cash flows by considering all the contractual terms of the financial instrument but does not consider the expected credit losses. Interest income is included in other income in the statement of profit and loss.

Dividends

Dividend is recognised when the Group's right to receive the payment is established, which is generally when shareholders approve the dividend.

e) Property, plant and equipment

Capital work in progress and property, plant and equipment are stated at cost, net of accumulated depreciation and accumulated impairment losses, if any. Such cost includes the cost of replacing parts of the plant and equipment and borrowing costs for long-term construction projects if the recognition criteria are met. When significant parts of property, plant and equipment are required to be replaced at intervals, the Group depreciates them separately based on their specific useful lives.

Capital work in progress includes cost of property, plant and equipment under development as at the balance sheet date.

Advances paid towards the acquisition of property, plant and equipment outstanding at each balance sheet date is classified as capital advances and cost of assets not ready for use at the balance sheet date are disclosed under capital work- in- progress.

The Group has adopted component accounting as required under Schedule II to the Companies Act, 2013. The Group identifies the components separately, if it has useful life different from the respective property, plant and equipment.

Based on the analysis, Group believes that it does not have any asset having useful life of its major components different from the property, plant and equipment, hence Group believes that there is no material impact on the financial statement of the Group due to component accounting.

Depreciation is calculated on a written down value basis using the rates arrived at based on the useful lives prescribed under Schedule II to Companies Act, 2013. The Group has used the following rates to provide depreciation on its Property, plant and equipment:

Asset	Annual rates
Computers	63.16%
Furniture and fittings	26.89%
Office equipment	45.07%
Vehicles	31.23%

Leasehold improvements are depreciated on a straight-line basis over the lease period.

An item of property, plant and equipment and any significant part initially recognised is derecognised upon disposal or when no future economic benefits are expected from its use or disposal. Any gain or loss arising on de-recognition of the asset (calculated as the difference between the net disposal proceeds and the carrying amount of the asset) is included in the statement of profit and loss when the asset is derecognised.

IndiaMART Intermesh Limited**Notes to Consolidated financial statements for the year ended 31 March 2020**

(Amounts in INR millions, unless otherwise stated)

Advances paid towards the acquisition of property, plant and equipment outstanding at each balance sheet date is classified as capital advances and cost of assets not ready for use at the balance sheet date are disclosed under capital work- in- progress.

The residual values, useful lives and methods of depreciation of property, plant and equipment are reviewed at each financial year end and adjusted prospectively, if appropriate.

f) Intangible assets

Intangible assets acquired separately are measured on initial recognition at cost. Following initial recognition, intangible assets are carried at cost less any accumulated amortisation and accumulated impairment losses (if any). Internally generated intangibles, excluding capitalised development costs, are not capitalised and the related expenditure is reflected in profit or loss in the period in which the expenditure is incurred.

The useful lives of intangible assets are assessed as either finite or indefinite.

Intangible assets with finite lives are amortised over the useful economic life and assessed for impairment whenever there is an indication that the intangible asset may be impaired. The amortisation period and the amortisation method for an intangible asset with a finite useful life are reviewed at least at the end of each reporting period. Changes in the expected useful life or the expected pattern of consumption of future economic benefits embodied in the asset are considered to modify the amortisation period or method, as appropriate, and are treated as changes in accounting estimates. The amortisation expense on intangible assets with finite lives is recognised in the statement of profit and loss unless such expenditure forms part of carrying value of another asset.

Intangible assets with indefinite useful lives are not amortised, but are tested for impairment annually, either individually or at the cash-generating unit level. The assessment of indefinite life is reviewed annually to determine whether the indefinite life continues to be supportable. If not, the change in useful life from indefinite to finite is made on a prospective basis

Gains or losses arising from de-recognition of an intangible asset are measured as the difference between the net disposal proceeds and the carrying amount of the asset and are recognised in the statement of profit or loss when the asset is derecognised.

Unique telephone numbers are amortised on a written down value basis at 40% annually.

Intangibles being Softwares acquired by the Group are amortised on a written down value basis at 40% annually.

Advances paid towards the acquisition of intangible assets outstanding at each balance sheet date are classified as capital advances and cost of assets not ready for use at the balance sheet date, are disclosed under capital work-in-progress.

g) Leases (as lessee)

The Group's lease asset classes primarily consist of leases for buildings. The Group assesses whether a contract contains a lease, at inception of a contract. A contract is, or contains, a lease if the contract conveys the right to control the use of an identified asset for a period of time in exchange for consideration. To assess whether a contract conveys the right to control the use of an identified asset, the group assesses whether: (1) the contract involves the use of an identified asset (2) the Group has substantially all of the economic benefits from use of the asset through the period of the lease and (3) the Group has the right to direct the use of the asset. At the date of commencement of the lease, the Group recognizes a right-of-use asset ("ROU") and a corresponding lease liability for all lease arrangements in which it is a lessee, except for leases with a term of twelve months or less (short-term leases) and low value leases. For these short-term and low value leases, the Group recognizes the lease payments as an operating expense on a straight-line basis over the term of the lease. Leases for which the group is a lessor is classified as a finance or operating lease. Whenever the terms of the lease transfer substantially all the risks and rewards of ownership to the lessee, the contract is classified as a finance lease. All other leases are classified as operating leases. When the Group is an intermediate lessor, it accounts for its interests in the head lease and the sublease separately. The sublease is classified as a finance or operating lease by reference to the right-of-use asset arising from the head lease. For operating leases, rental income is recognized on a straight line basis over the term of the relevant lease. Effective April 1, 2019, the Group adopted Ind AS 116 "Leases" and applied to all lease

IndiaMART Intermesh Limited**Notes to Consolidated financial statements for the year ended 31 March 2020**

(Amounts in INR millions, unless otherwise stated)

contracts existing on April 1, 2019 using the modified retrospective method and has taken the cumulative adjustment to retained earnings, on the date of initial application. Consequently, the Group recorded the lease liability at the present value of the lease payments discounted at the incremental borrowing rate and the right of use asset at its carrying amount as if the standard had been applied since the commencement date of the lease, but discounted at the lessee's incremental borrowing rate at the date of initial application. Comparatives as at and for the year ended March 31, 2019 have not been retrospectively adjusted. Certain lease arrangements includes the options to extend or terminate the lease before the end of the lease term. ROU assets and lease liabilities includes these options when it is reasonably certain that they will be exercised. The right-of-use assets are initially recognized at cost, which comprises the initial amount of the lease liability adjusted for any lease payments made at or prior to the commencement date of the lease plus any initial direct costs less any lease incentives. They are subsequently measured at cost less accumulated depreciation and impairment losses. Right-of-use assets are depreciated from the commencement date on a straight-line basis over the shorter of the lease term and useful life of the underlying asset. Right of use assets are evaluated for recoverability whenever events or changes in circumstances indicate that their carrying amounts may not be recoverable. For the purpose of impairment testing, the recoverable amount (i.e. the higher of the fair value less cost to sell and the value-in-use) is determined on an individual asset basis unless the asset does not generate cash flows that are largely independent of those from other assets. In such cases, the recoverable amount is determined for the Cash Generating Unit (CGU) to which the asset belongs. The lease liability is initially measured at amortized cost at the present value of the future lease payments. The lease payments are discounted using the interest rate implicit in the lease or, if not readily determinable, using the incremental borrowing rates in the country of domicile of the leases. Lease liabilities are remeasured with a corresponding adjustment to the related right of use asset if the Group changes its assessment if whether it will exercise an extension or a termination option. Lease liability and ROU asset have been separately presented in the Balance Sheet and lease payments have been classified as financing cash flows.

Finance leases were capitalised at the commencement of the lease at the inception date fair value of the leased property or, if lower, at the present value of the minimum lease payments. Lease payments were apportioned between finance charges and reduction of the lease liability so as to achieve a constant rate of interest on the remaining balance of the liability. Finance charges were recognised in finance costs in the statement of profit or loss.

A leased asset was depreciated over the useful life of the asset. However, if there was no reasonable certainty that the Group will obtain ownership by the end of the lease term, the asset was depreciated over the shorter of the estimated useful life of the asset and the lease term.

Leasehold land classified as finance lease was amortised over the period of lease to maximum of 90 years.

h) Investment in associates

An associate is an entity over which the Group has significant influence. Significant influence is the power to participate in the financial and operating policy decisions of the investee but is not control or joint control over those policies.

The results and assets and liabilities of associates are incorporated in these consolidated financial statements using the equity method of accounting, except when the investment, or, a portion thereof, is classified as held for sale, in which case it is accounted for in accordance with Ind AS 105.

Under the equity method, an investment in an associate is initially recognised in the consolidated balance sheet at cost and adjusted thereafter to recognise the Group's share of the profit or loss and other comprehensive income of the associate. Distributions received from an associate reduce the carrying amount of the investment. When the Group's share of losses of an associate exceeds the Group's interest in that associate (which includes any long-term interests that, in substance, form part of the Group's net investment in the associate), the Group discontinues recognising its share of further losses. Additional losses are recognised only to the extent that the Group has incurred legal or constructive obligations or made payments on behalf of the associate.

An investment in an associate is accounted for using the equity method from the date on which the investee becomes an associate. On acquisition of the investment in an associate, any excess of the cost of the investment

over the Group's share of the net fair value of the identifiable assets and liabilities of the investee is recognised as goodwill, which is included within the carrying amount of the investment.

After application of the equity method of accounting, the Group determines whether there is any objective evidence of impairment as a result of one or more events that occurred after the initial recognition of the net investment in an associate and that event (or events) has an impact on the estimated future cash flows from the net investment that can be reliably estimated. If there exists such an objective evidence of impairment, then it is necessary to recognise impairment loss with respect to the Group's investment in an associate. When necessary, the entire carrying amount of the investment (including goodwill) is tested for impairment in accordance with Ind AS 36 Impairment of Assets as a single asset by comparing its recoverable amount (higher of value in use and fair value less costs of disposal) with its carrying amount. Any impairment loss recognised forms part of the carrying amount of the investment. Any reversal of that impairment loss is recognised in accordance with Ind AS 36 to the extent that the recoverable amount of the investment subsequently increases.

i) Impairment of non-financial assets

The Group assesses, at each reporting date, whether there is an indication that an asset may be impaired. If any indication exists, or when annual impairment testing for an asset is required, the Group estimates the asset's recoverable amount. An asset's recoverable amount is the higher of an asset's or cash-generating unit's (CGU) fair value less costs of disposal and its value in use. Recoverable amount is determined for an individual asset, unless the asset does not generate cash inflows that are largely independent of those from other assets or groups of assets. When the carrying amount of an asset or CGU exceeds its recoverable amount, the asset is considered impaired and is written down to its recoverable amount.

In assessing value in use, the estimated future cash flows are discounted to their present value using a pre-tax discount rate that reflects current market assessments of the time value of money and the risks specific to the asset. In determining fair value less costs of disposal, recent market transactions are taken into account. If no such transactions can be identified, an appropriate valuation model is used. These calculations are corroborated by valuation multiples, quoted share prices for publicly traded companies or other available fair value indicators.

The Group bases its impairment calculation on detailed budgets and forecast calculations, which are prepared separately for each of the Group's CGUs to which the individual assets are allocated. These budgets and forecast calculations generally cover a period of five years. For longer periods, a long-term growth rate is calculated and applied to project future cash flows after the fifth year. To estimate cash flow projections beyond periods covered by the most recent budgets/forecasts, the Group extrapolates cash flow projections in the budget using a steady or declining growth rate for subsequent years, unless an increasing rate can be justified. In any case, this growth rate does not exceed the long-term average growth rate for the products, industries, or country or countries in which the entity operates, or for the market in which the asset is used.

Impairment losses are recognised in the statement of profit and loss.

For properties previously revalued the impairment is recognised in OCI up to the amount of any previous revaluation surplus recognised through OCI. After impairment, depreciation is provided on the revised carrying amount of the asset over its remaining useful life.

An assessment is made at each reporting date to determine whether there is an indication that previously recognised impairment losses no longer exist or have decreased. If such indication exists, the Group estimates the asset's or CGU's recoverable amount. A previously recognised impairment loss is reversed only if there has been a change in the assumptions used to determine the asset's recoverable amount since the last impairment loss was recognised. The reversal is limited so that the carrying amount of the asset does not exceed its recoverable amount, nor exceed the carrying amount that would have been determined, net of depreciation, had no impairment loss been recognised for the asset in prior years. Such reversal is recognised in the statement of profit or loss unless the asset is carried at a revalued amount, in which case, the reversal is treated as a revaluation increase.

IndiaMART Intermesh Limited

Notes to Consolidated financial statements for the year ended 31 March 2020

(Amounts in INR millions, unless otherwise stated)

j) Taxes

Current Income tax

Current income tax assets and liabilities are measured at the amount expected to be recovered from or paid to the taxation authorities. The tax rates and tax laws used to compute the amount are those that are enacted or substantively enacted, at the reporting date.

Current income tax relating to items recognised outside profit or loss is recognised outside profit or loss (either in other comprehensive income (loss) or in equity). Current tax items are recognised in correlation to the underlying transaction either in OCI or directly in equity. Management periodically evaluates positions taken in the tax returns with respect to situations in which applicable tax regulations are subject to interpretation and establishes provisions where appropriate.

Deferred Tax

Deferred tax is provided using the liability method on temporary differences between the tax bases of assets and liabilities and their carrying amounts for financial reporting purposes at the reporting date.

Deferred tax liabilities are recognised for all taxable temporary differences, except:

- When the deferred tax liability arises from the initial recognition of goodwill or an asset or liability in a transaction that is not a business combination and, at the time of the transaction, affects neither the accounting profit nor taxable profit or loss.
- In respect of taxable temporary differences associated with investments in subsidiaries, when the timing of the reversal of the temporary differences can be controlled and it is probable that the temporary differences will not reverse in the foreseeable future

Deferred tax assets are recognised for all deductible temporary differences, the carry forward of unused tax credits and any unused tax losses. Deferred tax assets are recognised to the extent that it is probable that taxable profit will be available against which the deductible temporary differences, and the carry forward of unused tax credits and unused tax losses can be utilised except:

- When the deferred tax asset relating to the deductible temporary difference arises from the initial recognition of an asset or liability in a transaction that is not a business combination and, at the time of the transaction, affects neither the accounting profit nor taxable profit or loss.
- In respect of deductible temporary differences associated with investments in subsidiaries, deferred tax assets are recognised only to the extent that it is probable that the temporary differences will reverse in the foreseeable future and taxable profit will be available against which the temporary differences can be utilised

The carrying amount of deferred tax assets is reviewed at each reporting date and reduced to the extent that it is no longer probable that sufficient taxable profit will be available to allow all or part of the deferred tax asset to be utilised. Unrecognised deferred tax assets are re-assessed at each reporting date and are recognised to the extent that it has become probable that future taxable profits will allow the deferred tax asset to be recovered.

Deferred tax assets and liabilities are measured at the tax rates that are expected to apply in the year when the asset is realised, or the liability is settled, based on tax rates (and tax laws) that have been enacted or substantively enacted at the reporting date.

Deferred tax relating to items recognised outside profit or loss is recognised outside profit or loss (either in other comprehensive income (loss) or in equity). Deferred tax items are recognised in correlation to the underlying transaction either in OCI or directly in equity.

Deferred tax assets and deferred tax liabilities are offset if a legally enforceable right exists to set off current tax assets against current tax liabilities and the deferred taxes relate to the same taxable entity and the same taxation authority.

Minimum alternate tax (MAT) paid in a year is charged to the statement of profit and loss as current tax for the year. The deferred tax asset is recognised for MAT credit available only to the extent that it is probable that the

IndiaMART Intermesh Limited**Notes to Consolidated financial statements for the year ended 31 March 2020**

(Amounts in INR millions, unless otherwise stated)

Group will pay normal income tax during the specified period, i.e., the period for which MAT credit is allowed to be carried forward. In the year in which the Group recognizes MAT credit as an asset, it is created by way of credit to the statement of profit and loss and shown as part of deferred tax asset. The Group reviews the "MAT credit entitlement" asset at each reporting date and writes down the asset to the extent that it is no longer probable that it will pay normal tax during the specified period.

Sales/ value added taxes/ Service tax/ Goods and service tax (GST) paid on acquisition of assets or on incurring expenses

Expenses and assets are recognised net of the amount of sales/ value added taxes/ GST paid, except:

- When the tax incurred on a purchase of assets or services is not recoverable from the taxation authority, in which case, the tax paid is recognised as part of the cost of acquisition of the asset or as part of the expense item, as applicable
- When receivables and payables are stated with the amount of tax included

The net amount of tax recoverable from, or payable to, the taxation authority is included as part of receivables or payables in the balance sheet.

k) Provisions and contingent liabilitiesProvisions

Provisions are recognised when the Group has a present obligation (legal or constructive) as a result of a past event, it is probable that an outflow of resources embodying economic benefits will be required to settle the obligation and a reliable estimate can be made of the amount of the obligation. When the Group expects some or all of a provision to be reimbursed, for example, under an insurance contract, the reimbursement is recognised as a separate asset, but only when the reimbursement is virtually certain. The expense relating to a provision is presented in the statement of profit and loss net of any reimbursement.

If the effect of the time value of money is material, provisions are discounted using a current pre-tax rate that reflects, when appropriate, the risks specific to the liability. When discounting is used, the increase in the provision due to the passage of time is recognised as a finance cost.

Contingent liabilities

A contingent liability is a possible obligation that arises from past events whose existence will be confirmed by the occurrence or non-occurrence of one or more uncertain future events beyond the control of the Group or a present obligation that is not recognised because it is not probable that an outflow of resources will be required to settle the obligation. A contingent liability also arises in extremely rare cases where there is a liability that cannot be recognised because it cannot be measured reliably.

The Group does not recognise a contingent liability but discloses its existence in the consolidated financial statements.

l) Retirement and other employee benefitsShort-term obligations

Liabilities for wages and salaries, including non-monetary benefits that are expected to be settled wholly within 12 months after the end of the period in which the employees render the related service are recognised in respect of employees' services up to the end of the reporting period and are measured at the amounts expected to be paid when the liabilities are settled. The liabilities are presented under other current financial liabilities in the balance sheet.

Post-employment obligations

Retirement benefit in the form of provident fund is a defined contribution scheme. The Group has no obligation, other than the contribution payable to the provident fund. The Group recognizes contribution payable to the provident fund scheme as an expense, when an employee renders the related service. If the contribution payable

IndiaMART Intermesh Limited

Notes to Consolidated financial statements for the year ended 31 March 2020

(Amounts in INR millions, unless otherwise stated)

to the scheme for service received before the balance sheet date exceeds the contribution already paid, the deficit payable to the scheme is recognized as a liability after deducting the contribution already paid. If the contribution already paid exceeds the contribution due for services received before the balance sheet date, then excess is recognized as an asset to the extent that the pre-payment will lead to, for example, a reduction in future payment or a cash refund.

The Group operates a defined benefit gratuity plan for its employees i.e. gratuity. The cost of providing benefits under the defined benefit plan is determined using the projected unit credit method.

Re-measurements, comprising of actuarial gains and losses, the effect of the asset ceiling, excluding amounts included in net interest on the net defined benefit liability and the return on plan assets (excluding amounts included in net interest on the net defined benefit liability), are recognised immediately in the balance sheet with a corresponding debit or credit to retained earnings through OCI in the period in which they occur. Re-measurements are not reclassified to profit or loss in subsequent periods.

Past service costs are recognised in profit or loss on the earlier of:

- The date of the plan amendment or curtailment, and
- The date that the Group recognises related restructuring costs

Net interest is calculated by applying the discount rate to the net defined benefit liability or asset. The Group recognises the following changes in the net defined benefit obligation as an expense in the statement of profit and loss:

- Service costs comprising current service costs, past-service costs, gains and losses on curtailments and non-routine settlements; and
- Net interest expense or income

Other long-term employee benefit obligations

Accumulated leave, which is expected to be utilized within the next twelve months, is treated as short-term employee benefit. The Group measures the expected cost of such absences as the additional amount that it expects to pay as a result of the unused entitlement that has accumulated at the reporting date.

The Group treats accumulated leave expected to be carried forward beyond twelve months, as long-term employee benefit for measurement purposes. Such long-term compensated absences are provided for based on the actuarial valuation using the projected unit credit method at the reporting period-end. Actuarial gain/loss are immediately taken to the statement of profit and loss and are not deferred. The Group presents the entire leave as a current liability in the balance sheet, since it does not have an unconditional right to defer its settlement for twelve months after the reporting date.

m) Share-based payments

Employees of the Group also receive remuneration in the form of stock options (ESOP) and stock appreciation rights (SAR) as a share based payment transactions under the Group's Employee stock option plan and Employee stock benefit scheme. Both of these are equity settled share based payment transactions.

The cost of equity settled transactions is determined based on fair value at the date when the grant is made using an appropriate valuation model.

That cost is recognised, together with a corresponding increase in share-based payment (SBP) reserves in equity, over the period in which the performance and/or service conditions are fulfilled in employee benefits expense. The cumulative expense recognised for equity settled transaction at each reporting date until the vesting date reflects the extent to which the vesting period has expired and the Group's best estimate of the number of equity instruments that will ultimately vest. The statement of profit and loss expense or credit for a period represents the movement in cumulative expense recognised as at the beginning and end of that period and is recognised in employee benefits expense.

IndiaMART Intermesh Limited

Notes to Consolidated financial statements for the year ended 31 March 2020

(Amounts in INR millions, unless otherwise stated)

Service and non-market performance conditions are not taken into account when determining the grant date fair value of awards, but the likelihood of the conditions being met is assessed as part of the Group's best estimate of the number of equity instruments that will ultimately vest. Market performance conditions are reflected within the grant date fair value. Any other conditions attached to an award, but without an associated service requirement, are considered to be non-vesting conditions. Non-vesting conditions are reflected in the fair value of an award and lead to an immediate expensing of an award unless there are also service and/or performance conditions.

No expense is recognised for awards that do not ultimately vest because non-market performance and/or service conditions have not been met. Where awards include a market or non-vesting condition, the transactions are treated as vested irrespective of whether the market or non-vesting condition is satisfied, provided that all other performance and/or service conditions are satisfied.

When the terms of an equity-settled award are modified, the minimum expense recognised is the expense had the terms not been modified, if the original terms of the award are met. An additional expense is recognised for any modification that increases the total fair value of the share-based payment transaction or is otherwise beneficial to the employee as measured at the date of modification. Where an award is cancelled by the entity or by the counterparty, any remaining element of the fair value of the award is expensed immediately through profit or loss.

The dilutive effect of outstanding options is reflected as additional share dilution in the computation of diluted earnings per share.

n) Financial Instruments

A financial instrument is any contract that gives rise to a financial asset of one entity and a financial liability or equity instrument of another entity.

Financial assets

Initial recognition and measurement

All financial assets are recognised initially at fair value plus, in the case of financial assets not recorded at fair value through profit or loss, transaction costs that are attributable to the acquisition of the financial asset. Purchases or sales of financial assets that require delivery of assets within a time frame established by regulation or convention in the market place (regular way trades) are recognised on the trade date, i.e., the date that the Group commits to purchase or sell the asset.

Subsequent measurement

For purposes of subsequent measurement, financial assets are classified in four categories:

- Debt instruments at amortised cost
- Debt instruments at fair value through other comprehensive income (FVTOCI)
- Debt instruments, derivatives and equity instruments at fair value through profit or loss (FVTPL)
- Equity instruments measured at fair value through other comprehensive income (FVTOCI)

Debt instruments at amortised cost

A 'debt instrument' is measured at the amortised cost if both the following conditions are met:

- a) The asset is held within a business model whose objective is to hold assets for collecting contractual cash flows, and
- b) Contractual terms of the asset give rise on specified dates to cash flows that are solely payments of principal and interest (SPPI) on the principal amount outstanding.

After initial measurement, such financial assets are subsequently measured at amortised cost using the effective interest rate (EIR) method. Amortised cost is calculated by taking into account any discount or premium on acquisition and fees or costs that are an integral part of the EIR. The EIR amortisation is included in other income in the profit or loss. The losses arising from impairment are recognised in the profit or loss. This category generally applies to loans to employees, trade and other receivables. For more information on receivables, refer to Note 30.

IndiaMART Intermesh Limited

Notes to Consolidated financial statements for the year ended 31 March 2020

(Amounts in INR millions, unless otherwise stated)

Debt instruments at FVTOCI

A 'debt instrument' is classified as at FVTOCI if both of the following criteria are met:

- a) The objective of the business model is achieved both by collecting contractual cash flows and selling the financial assets, and
- b) The asset's contractual cash flows represent SPPI

Debt instruments included within the FVTOCI category are measured initially as well as at each reporting date at fair value. Fair value movements are recognized in other comprehensive income (OCI). However, the Group recognizes interest income, impairment losses and reversals and foreign exchange gain or loss in the P&L. On de-recognition of the asset, cumulative gain or loss previously recognised in OCI is reclassified from the equity to P&L. Interest earned whilst holding FVTOCI debt instrument is reported as interest income using the EIR method.

Debt instrument at FVTPL

FVTPL is a residual category for debt instruments. Any debt instrument, which does not meet the criteria for categorization as at amortized cost or as FVTOCI, is classified as at FVTPL.

In addition, the Group may elect to designate a debt instrument, which otherwise meets amortized cost or FVTOCI criteria, as at FVTPL. However, such election is allowed only if doing so reduces or eliminates a measurement or recognition inconsistency (referred to as 'accounting mismatch'). The Group has not designated any debt instrument as at FVTPL.

Debt instruments included within the FVTPL category are measured at fair value with all changes recognized in the statement of profit and loss.

Derecognition

A financial asset (or, where applicable, a part of a financial asset or part of a Group of similar financial assets) is primarily derecognised (i.e. removed from the Group's balance sheet) when:

- a) The rights to receive cash flows from the asset have expired, or
- b) The Group has transferred its rights to receive cash flows from the asset or has assumed an obligation to pay the received cash flows in full without material delay to a third party under a 'pass-through' arrangement; and either (a) the Group has transferred substantially all the risks and rewards of the asset, or (b) the Group has neither transferred nor retained substantially all the risks and rewards of the asset, but has transferred control of the asset.

When the Group has transferred its rights to receive cash flows from an asset or has entered into a pass-through arrangement, it evaluates if and to what extent it has retained the risks and rewards of ownership. When it has neither transferred nor retained substantially all of the risks and rewards of the asset, nor transferred control of the asset, the Group continues to recognise the transferred asset to the extent of the Group's continuing involvement. In that case, the Group also recognises an associated liability. The transferred asset and the associated liability are measured on a basis that reflects the rights and obligations that the Group has retained.

Continuing involvement that takes the form of a guarantee over the transferred asset is measured at the lower of the original carrying amount of the asset and the maximum amount of consideration that the Group could be required to repay.

Impairment of financial assets

In accordance with Ind AS 109, the Group applies expected credit loss (ECL) model for measurement and recognition of impairment loss on the following financial assets and credit risk exposure:

- a. Financial assets that are measured at amortised cost e.g., loans, deposits, trade receivables and bank balance
- b. Trade receivables or any contractual right to receive cash or another financial asset that result from transactions that are within the scope of Ind AS 115

IndiaMART Intermesh Limited

Notes to Consolidated financial statements for the year ended 31 March 2020

(Amounts in INR millions, unless otherwise stated)

The Group follows 'simplified approach' for recognition of impairment loss allowance on trade receivables or contract revenue receivables.

The application of simplified approach does not require the Group to track changes in credit risk. Rather, it recognises impairment loss allowance based on lifetime ECLs at each reporting date, right from its initial recognition.

For recognition of impairment loss on other financial assets and risk exposure, the Group determines that whether there has been a significant increase in the credit risk since initial recognition. If credit risk has not increased significantly, 12-month ECL is used to provide for impairment loss. However, if credit risk has increased significantly, lifetime ECL is used. If, in a subsequent period, credit quality of the instrument improves such that there is no longer a significant increase in credit risk since initial recognition, then the entity reverts to recognising impairment loss allowance based on 12-month ECL.

Lifetime ECL are the expected credit losses resulting from all possible default events over the expected life of a financial instrument. The 12-month ECL is a portion of the lifetime ECL which results from default events that are possible within 12 months after the reporting date.

ECL is the difference between all contractual cash flows that are due to the Group in accordance with the contract and all the cash flows that the entity expects to receive (i.e., all cash shortfalls), discounted at the original EIR. When estimating the cash flows, an entity is required to consider:

- All contractual terms of the financial instrument (including prepayment, extension, call and similar options) over the expected life of the financial instrument. However, in rare cases when the expected life of the financial instrument cannot be estimated reliably, then the entity is required to use the remaining contractual term of the financial instrument
- Cash flows from the sale of collateral held or other credit enhancements that are integral to the contractual terms

ECL impairment loss allowance (or reversal) recognized during the period is recognized as income/ expense in the statement of profit and loss (P&L). This amount is reflected under the head 'other expenses' in the P&L. The balance sheet presentation for various financial instruments is described below:

- Financial assets measured as at amortised cost, contractual revenue receivables and lease receivables: ECL is presented as an allowance, i.e., as an integral part of the measurement of those assets in the balance sheet. The allowance reduces the net carrying amount. Until the asset meets write-off criteria, the Group does not reduce impairment allowance from the gross carrying amount.
- Loan commitments and financial guarantee contracts: ECL is presented as a provision in the balance sheet, i.e. as a liability.
- Debt instruments measured at FVTOCI: Since financial assets are already reflected at fair value, impairment allowance is not further reduced from its value. Rather, ECL amount is presented as 'accumulated impairment amount' in OCI.

For assessing increase in credit risk and impairment loss, the Group combines financial instruments on the basis of shared credit risk characteristics with the objective of facilitating an analysis that is designed to enable significant increases in credit risk to be identified on a timely basis.

Financial liabilities

Initial recognition and measurement

Financial liabilities are classified, at initial recognition, as financial liabilities at fair value through profit or loss, loans and borrowings, payables, or as derivatives designated as hedging instruments in an effective hedge, as appropriate.

All financial liabilities are recognised initially at fair value and, in the case of loans and borrowings and payables, net of directly attributable transaction costs.

IndiaMART InterMesh Limited

Notes to Consolidated financial statements for the year ended 31 March 2020

(Amounts in INR millions, unless otherwise stated)

The Group's financial liabilities include, share buyback obligation, trade payables, security deposits and other payables.

Subsequent measurement

The measurement of financial liabilities depends on their classification, as described below:

Financial liabilities at fair value through Profit or Loss:

Financial liabilities at fair value through profit or loss include financial liabilities held for trading and financial liabilities designated upon initial recognition as at fair value through profit or loss.

Financial liabilities designated upon initial recognition at fair value through profit or loss are designated as such at the initial date of recognition, and only if the criteria in Ind AS 109 are satisfied. For liabilities designated as FVTPL, fair value gains/ losses attributable to changes in own credit risk are recognized in OCI. These gains/ losses are not subsequently transferred to P&L. However, the Group may transfer the cumulative gain or loss within equity. All other changes in fair value of such liability are recognised in the statement of profit or loss. The Group has designated convertible preference shares issued with share buyback obligation, to be measured at fair value through profit or loss.

On conversion of the optionally convertible preference shares ("OCRPS") into equity shares, the Group derecognise the financial liability and recognise the same to equity.

Loans and borrowings

After initial recognition, interest-bearing loans and borrowings are subsequently measured at amortised cost using the EIR method. Gains and losses are recognised in profit or loss when the liabilities are derecognised as well as through the EIR amortisation process.

Amortised cost is calculated by taking into account any discount or premium on acquisition and fees or costs that are an integral part of the EIR. The EIR amortisation is included as finance costs in the statement of profit and loss. This category generally applies to borrowings.

De-recognition

A financial liability is derecognised when the obligation under the liability is discharged or cancelled or expires. When an existing financial liability is replaced by another from the same lender on substantially different terms, or the terms of an existing liability are substantially modified, such an exchange or modification is treated as the derecognition of the original liability and the recognition of a new liability. The difference in the respective carrying amounts is recognised in the statement of profit or loss.

Offsetting of financial instruments

Financial assets and financial liabilities are offset, and the net amount is reported in the balance sheet if there is a currently enforceable legal right to offset the recognised amounts and there is an intention to settle on a net basis, to realise the assets and settle the liabilities simultaneously.

o) Foreign currency transactions

The Group's financial statements are presented in INR which is also the Group's functional currency.

Transactions and balances

Transactions in foreign currencies are initially recorded by the Group at its functional currency spot rates at the date the transaction first qualifies for recognition. However, for practical reasons, the Group uses an average rate if the average approximates the actual rate at the date of the transaction.

Monetary assets and liabilities denominated in foreign currencies are translated at the functional currency spot rates of exchange at the reporting date.

Exchange differences arising on settlement or translation of monetary items are recognised in profit or loss.

IndiaMART Intermesh Limited**Notes to Consolidated financial statements for the year ended 31 March 2020**

(Amounts in INR millions, unless otherwise stated)

Non-monetary items that are measured in terms of historical cost in a foreign currency are translated using the exchange rates at the dates of the initial transactions. Non-monetary items measured at fair value in a foreign currency are translated using the exchange rates at the date when the fair value is determined. The gain or loss arising on translation of non-monetary items measured at fair value is treated in line with the recognition of the gain or loss on the change in fair value of the item (i.e., translation differences on items whose fair value gain or loss is recognised in OCI or profit or loss are also recognised in OCI or profit or loss, respectively).

p) Earnings per share

Basic earnings per share are calculated by dividing the net profit or loss for the period attributable to equity shareholders (after deducting preference dividends and attributable taxes) by the weighted average number of equity shares outstanding during the period. Partly paid equity shares are treated as a fraction of an equity share to the extent that they are entitled to participate in dividends relative to a fully paid equity share during the reporting period. The weighted average number of equity shares outstanding during the period is adjusted for events such as bonus issue, bonus element in a rights issue, share split, and reverse share split (consolidation of shares) that have changed the number of equity shares outstanding, without a corresponding change in resources.

For the purpose of calculating diluted earnings per share, the net profit or loss for the period attributable to equity shareholders and the weighted average number of shares outstanding during the period are adjusted for the effects of all dilutive potential equity shares.

q) Cash and cash equivalents

Cash and cash equivalents in the balance sheet comprise cash at banks and on hand and short-term deposits with an original maturity of three months or less, which are subject to an insignificant risk of changes in value.

r) Segment reporting**Identification of segments**

Operating segments are reported in a manner consistent with the internal reporting provided to the chief operating decision maker. The Group's activities of providing e-marketplace services for businesses is considered to be a single business segment. The analysis of geographical segments is based on the areas in which customers are based.

Segment policies:

The Group prepares its segment information in conformity with the accounting policies adopted for preparing and presenting the financial statements of the Group as a whole.

s) Contributed equity

Equity shares are classified as equity. Incremental costs directly attributable to the issue of new shares or options are shown in equity as a deduction, net of tax, from the proceeds.

t) Dividends

Provision is made for the amount of any dividend declared, being appropriately authorised and no longer at the discretion of the Group, on or before the end of the reporting period but not distributed at the end of the reporting period.

3. Significant accounting estimates and assumptions

The preparation of consolidated financial statements in conformity with Ind AS requires the management to make judgments, estimates and assumptions that affect the reported amounts of revenues, expenses, assets and liabilities and the disclosure of contingent liabilities, at the end of the reporting period. Although these estimates are based on the management's best knowledge of current events and actions, uncertainty about these assumptions and estimates could result in the outcomes requiring a material adjustment to the carrying amounts of assets or

IndiaMART Intermesh Limited**Notes to Consolidated financial statements for the year ended 31 March 2020**

(Amounts in INR millions, unless otherwise stated)

liabilities in future periods. Therefore, actual results could differ from these estimates. The new significant judgements related to lease accounting under Ind AS 116 are as described in Note 4.

Estimates and assumptions

The key assumptions concerning the future and other key sources of estimation uncertainty at the reporting date, that have a significant risk of causing a material adjustment to the carrying amounts of assets and liabilities within the next financial year, are described below. The Group has based its assumptions and estimates on parameters available when the consolidated financial statements were prepared. Existing circumstances and assumptions about future developments, however, may change due to market changes or circumstances arising that are beyond the control of the Group. Such changes are reflected in the assumptions when they occur.

The Group has considered the possible effects that may result from the pandemic relating to COVID-19 on the carrying amount of assets and liabilities. In developing the assumptions relating to the possible future uncertainties in the economic conditions because of the pandemic, the Group, as at the date of approval of the financial statements has used internal and external sources of information. The impact of COVID-19 on the Group's financial statements may differ from the estimated as at the date of approval of these consolidated financial statements.

a) Taxes

Deferred tax assets are recognised for unused tax losses to the extent that it is probable that future taxable profit will be available against which the losses can be utilised. In assessing the probability, the Group considers whether the entity has sufficient taxable temporary differences relating to the same taxation authority and the same taxable entity, which will result in taxable amounts against which the unused tax losses or unused tax credits can be utilised before they expire. Significant management judgement is required to determine the amount of deferred tax assets that can be recognised, based upon the likely timing and the level of future taxable profits together with future tax planning strategies.

The Group has recognised deferred tax assets on the unused tax losses and other deductible temporary differences since the management is of the view that it is probable the deferred tax assets will be recoverable using the estimated future taxable income based on the approved business plans and budgets.

b) Share based payment

The Group initially measures the cost of equity-settled transactions with employees using a Black-Scholes-Merton option pricing model to determine the fair value of the liability incurred. Estimating fair value for share-based payment transactions requires determination of the most appropriate valuation model, which is dependent on the terms and conditions of the grant. This estimate also requires determination of the most appropriate inputs to the valuation model including the expected life of the share option, volatility and dividend yield and making assumptions about them. The assumptions and models used for estimating fair value for share-based payment transactions are disclosed in Note 29.

c) Revenue from contracts with customers

The Group recognise the activation fee received in advance over the estimated customer churn period of twenty seven months. The estimate is based on the historical trend analysis of the time period over which the customer is expected to be associated with the Group. The Group reviews its estimate at each reporting date.

d) Impairment of Non- financial assets

Impairment exists when the carrying value of an asset or cash generating unit exceeds its recoverable amount, which is the higher of its fair value less costs of disposal and its value in use. The fair value less costs of disposal calculation is based on available data from binding sales transactions, conducted at arm's length, for similar assets or observable market prices less incremental costs for disposing of the asset. The value in use calculation is based on a DCF model or other fair value valuation models. In DCF model, the cash flows are derived from the budget for the next five years and do not include restructuring activities that the Company is not yet committed to or significant future investments that will enhance the asset's performance of the CGU being tested. The recoverable

IndiaMART InterMesh Limited**Notes to Consolidated financial statements for the year ended 31 March 2020**

(Amounts in INR millions, unless otherwise stated)

amount is sensitive to the discount rate used for the DCF model as well as the expected future cash-inflows and the growth rate used for extrapolation purposes.

e) Defined benefit plans (gratuity benefit)

The cost of the defined benefit gratuity plan and the present value of the gratuity obligation are determined using actuarial valuations. An actuarial valuation involves making various assumptions that may differ from actual developments in the future. These include the determination of the discount rate; future salary increases and mortality rates. Due to the complexities involved in the valuation and its long-term nature, a defined benefit obligation is highly sensitive to changes in these assumptions. All assumptions are reviewed at each reporting date.

The parameter most subject to change is the discount rate. In determining the appropriate discount rate for plans operated in India, the management considers the interest rates of government bonds in currencies consistent with the currencies of the post-employment benefit obligation.

The mortality rate is based on publicly available mortality tables. Those mortality tables tend to change only at interval in response to demographic changes. Future salary increases, and gratuity increases are based on expected future inflation rates, seniority, promotion and other relevant factors, such as supply and demand in the employment market.

Further details about gratuity obligations are given in Note 28.

f) Fair value measurement of financial instruments

When the fair values of financial assets and financial liabilities recorded in the balance sheet cannot be measured based on quoted prices in active markets, their fair value is measured using valuation techniques including the Discounted Cash Flow (DCF) model. The inputs to these models are taken from observable markets where possible, but where this is not feasible, a degree of judgement is required in establishing fair values. Judgements include considerations of inputs such as liquidity risk, credit risk and volatility. Changes in assumptions about these factors could affect the reported fair value of financial instruments. See Note 30 and 32 for further disclosures.

f) Useful life of assets considered for depreciation of Property, Plant and Equipment

The charge in respect of periodic depreciation is derived after determining an estimate of an asset's expected useful life and the expected residual value at the end of its life. The useful lives and residual values of Group's assets are determined by management at the time the asset is acquired and reviewed at each financial year end.

4. Changes in accounting policy and disclosures**Ind AS 116 Leases****Leases (as lessee)**

The Group has adopted Ind AS 116 'Leases' with the date of initial application being April 1, 2019. Ind AS 116 replaces Ind AS 17 – Leases and related interpretation and guidance. The standard sets out principles for recognition, measurement, presentation and disclosure of leases for both parties to a contract i.e., the lessee and the lessor. Ind AS 116 introduces a single lessee accounting model and requires a lessee to recognise assets and liabilities for all leases with a term of more than 12 months, unless the underlying asset is of low value. The Group has applied Ind AS 116 using the modified retrospective approach, under which the cumulative effect of initial application is recognised in retained earnings at April 1, 2019. As a result, the comparative information has not been restated. Refer Note 5B for further details.

The Group's lease asset classes primarily consist of leases for buildings and leasehold land. The Group, at the inception of a contract, assesses whether the contract is a lease or not. A contract is, or contains, a lease if the

IndiaMART Intermesh Limited**Notes to Consolidated financial statements for the year ended 31 March 2020**

(Amounts in INR millions, unless otherwise stated)

contract conveys the right to control the use of an identified asset for a time in exchange for a consideration. This policy has been applied to contracts existing and entered on or after 1 April 2019.

The Group recognises a right-of-use asset ("ROU") and a lease liability at the lease commencement date. The right-of-use asset is initially measured at cost, which comprises the initial amount of the lease liability adjusted for any lease payments made at or before the commencement date, plus any initial direct costs incurred and an estimate of costs to dismantle and remove the underlying asset or to restore the underlying asset or the site on which it is located, less any lease incentives received.

The right-of-use asset is subsequently depreciated using the straight-line method from the commencement date to the end of the lease term, unless the lease transfers ownership of the underlying asset to the Company by the end of the lease term or the cost of the right-of-use asset reflects that the Group will exercise a purchase option. In that case the right-of-use asset will be depreciated over the useful life of the underlying asset, which is determined on the same basis as those of property and equipment. In addition, the right-of-use asset is periodically reduced by impairment losses, if any, and adjusted for certain remeasurements of the lease liability.

The lease liability is initially measured at the present value of the lease payments that are not paid at the commencement date, discounted using the Group's incremental borrowing rate. It is remeasured when there is a change in future lease payments arising from a change in an index or rate, if there is a change in the Group's estimate of the amount expected to be payable under a residual value guarantee, or if the Group changes its assessment of whether it will exercise a purchase, extension or termination option. When the lease liability is remeasured in this way, a corresponding adjustment is made to the carrying amount of the right-of-use asset or is recorded in profit or loss if the carrying amount of the right-of-use asset has been reduced to zero.

The Group has elected not to recognise right-of-use assets and lease liabilities for short-term leases that have a lease term of 12 months or less and leases of low-value assets. The Group recognises the lease payments associated with these leases as an expense over the lease term.

In the comparative period, leases under which the Group assumes substantially all the risks and rewards of ownership were classified as finance leases. When acquired, such assets were capitalized at fair value or present value of the minimum lease payments at the inception of the lease, whichever was lower. Lease payments and receipts under operating leases were recognised as an expense and income respectively, on a straight-line basis in the statement of profit and loss over the lease term except where the lease payments were structured to increase in line with expected general inflation.

Finance leases were capitalised at the commencement of the lease at the inception date fair value of the leased property or, if lower, at the present value of the minimum lease payments. Lease payments were apportioned between finance charges and reduction of the lease liability so as to achieve a constant rate of interest on the remaining balance of the liability. Finance charges were recognised in finance costs in the statement of profit or loss.

An asset on finance lease was depreciated over the useful life of the asset. However, if there was no reasonable certainty that the Group will obtain ownership by the end of the lease term, the asset was depreciated over the shorter of the estimated useful life of the asset and the lease term.

Leasehold land classified as finance lease was amortised over the period of lease to maximum of 90 years.

Judgement & Estimates

The Group evaluates if an arrangement qualifies to be a lease as per the requirements of Ind AS 116. Identification of a lease requires significant judgment. The Group uses significant judgement in assessing the lease term (including anticipated renewals) and the applicable discount rate.

The Group determines the lease term as the non-cancellable period of a lease, together with both periods covered by an option to extend the lease if the Group is reasonably certain to exercise that option; and periods covered by an option to terminate the lease if the Group is reasonably certain not to exercise that option. In assessing whether the Group is reasonably certain to exercise an option to extend a lease, or not to exercise an option to terminate a

IndiaMART Intermesh Limited

Notes to Consolidated financial statements for the year ended 31 March 2020

(Amounts in INR millions, unless otherwise stated)

lease, it considers all relevant facts and circumstances that create an economic incentive for the Group to exercise the option to extend the lease, or not to exercise the option to terminate the lease. The Group revises the lease term if there is a change in the non-cancellable period of a lease

The discount rate is generally based on the incremental borrowing rate specific to the lease being evaluated or for a portfolio of leases with similar characteristics.

5A Property, plant and equipment

	Leasehold land (Refer Note 5B)	Computers	Office equipment	Furniture and fixtures	Motor vehicles	Total Property, plant and equipment	Capital work in progress (Refer Note below)
Gross carrying amount							
As at 1 April 2018	37.12	64.41	28.60	4.92	3.80	138.85	1.77
Additions	-	38.89	10.04	1.09	-	50.02	-
Disposals	-	(0.71)	(0.25)	-	-	(0.96)	-
As at 31 March 2019	37.12	102.89	38.39	6.01	3.80	187.91	1.77
Transition impact of Ind AS 116	(37.12)	-	-	-	-	(37.12)	-
Additions	-	27.82	15.95	0.77	-	44.54	-
Disposals	-	(2.54)	(1.71)	(1.03)	-	(5.28)	-
As at 31 March 2020	-	127.87	52.63	5.75	3.80	190.05	1.77
Accumulated depreciation							
As at 1 April 2018	0.92	47.13	15.70	2.20	0.04	65.99	-
Charge for the year	0.46	26.37	8.92	0.94	0.98	37.67	-
Disposals during the year	-	(0.39)	(0.16)	-	-	(0.55)	-
As at 31 March 2019	1.38	73.11	24.46	3.14	1.02	103.11	-
Transition impact of Ind AS 116	(1.38)	-	-	-	-	(1.38)	-
Charge for the year	-	30.38	8.79	0.86	1.01	41.04	-
Disposals during the year	-	(2.42)	(1.51)	(0.55)	-	(4.48)	-
As at 31 March 2020	-	101.07	31.74	3.45	2.03	138.29	-
Net book value							
As at 1 April 2018	36.20	17.28	12.90	2.72	3.76	72.86	1.77
As at 31 March 2019	35.74	29.48	13.93	2.87	2.78	84.80	1.77
As at 31 March 2020	-	26.80	20.89	2.30	1.77	51.76	1.77

Note:

Capital work in progress represents the amount incurred on construction of boundary wall for leasehold land. (refer note 5B for details related to Leasehold land)

5B Right-of-use asset

	Leasehold land (Refer Note 1 below)	Buildings	Total
Gross carrying amount			
As at 1 April 2019	-	-	-
Transition impact of Ind AS 116	37.12	204.39	241.51
Additions	-	736.52	736.52
Disposals	-	(11.08)	(11.08)
As at 31 March 2020	37.12	929.83	966.95
Accumulated depreciation			
As at 1 April 2019	-	-	-
Transition impact of Ind AS 116	1.38	-	1.38
Amortisation for the period	0.46	167.09	167.55
Disposals for the period	-	(1.69)	(1.69)
As at 31 March 2020	1.84	165.40	167.24
Net book value			
As at 31 March 2020	35.28	764.43	799.71

1. As per the terms of the lease arrangement, the Company is required to complete the construction of building within 5 years from the date of handing over the possession.

The Company had obtained extension for construction of building on the leasehold land till 5 October 2019 and is in the process of obtaining further extension.

2. The Group has adopted Ind AS 116, effective annual reporting period beginning 1 April 2019 and applied the standard to its leases using modified retrospective approach, with the cumulative effect of initially applying the Standard, recognised on the date of initial application (April 1, 2019). Accordingly, the Group has not restated comparative information, instead, the cumulative effect of initially applying this standard has resulted in recognising a right-of-use asset of INR 204 Million and a corresponding lease liability of INR 224 Million by adjusting retained earnings net of taxes of INR 16 Million [the impact of deferred tax created INR 9 Million] as at 1 April 2019. The Group has also reclassified its leasehold land amounting to INR 36 Million as right-of-use asset. In the statement of profit and loss for the year ended 31 March 2020, the nature of expenses in respect of operating leases has changed from lease rent (in other expenses) into depreciation cost against the right-of-use asset and finance cost against interest accrued on lease liability.

The impact on the statement of Profit and Loss for the year ended 31 March 2020 is as below:

Particulars	For the year ended 31 March 2020
Rent, rates & taxes expenses are lower by	184.87
Depreciation is higher by	(167.09)
Finance Cost is higher by	(32.83)
Other Income higher by	1.34
Profit Before tax is higher/ (Lower) by	(13.71)
The total cash outflow for leases during the year	(199.10)

The Group has discounted lease payments using the applicable incremental borrowing rate as at 1 April 2019, which is 9.75% for measuring the lease liability.

The Group has used hindsight in determining the lease term where the contract contains options to extend or terminate the lease. The difference between the future minimum lease rental commitments towards non-cancellable operating leases and finance leases reported as at 31 March 2019 compared to the lease liability as accounted as at 1 April 2019 is primarily due to inclusion of present value of the lease payments for the cancellable term of the leases and reduction due to discounting of the lease liabilities as per the requirement of Ind AS 116.

Variable lease payments and taxes includes the rent related to the arrangements which are based on number of seats occupied and the amount paid for short term extensions.

Details of Rent expenses during the year ended 31 March 2020

	For the year ended 31 March 2020
Expense relating to low value and short term leases	2.86
Expense relating to variable lease payments & taxes	20.04
Total Rent	22.90

The following table presents a maturity analysis of expected undiscounted cash flows for lease liabilities as on 31 March 2020:

	As at 31 March 2020
Within one year	160.47
Within one - two years	160.33
Within two - three years	140.11
Within three - five years	256.70
Above five years	347.10
Total lease payments	1,064.71

The reconciliation of lease liabilities is as follows:

	As at 31 March 2020
Balance as at 1 April 2020	-
Transition impact of Ind AS 116	224.00
Additions	718.10
Amounts recognized in statement of profit and loss as interest expense	32.83
Payment of lease liabilities	(199.10)
Derecognition	(10.73)
Balance as at 31 March 2020 (Refer Note 16)	765.10

Most of the leases entered by the Group are long term in nature and the underlying leased properties are being used as offices. The Group doesn't foresee any major changes in lease terms or the leases in the foreseeable future as per current business projections after considering the impact of COVID - 19.

IndiaMART InterMESH Limited**Notes to Consolidated Financial Statements for the year ended 31 March 2020**

(Amounts in INR million, unless otherwise stated)

6 Intangible assets	Software	Unique telephone numbers	Total
Gross carrying amount			
As at 1 April 2018	11.68	4.70	16.38
Additions	1.66	-	1.66
Disposals	(0.08)	-	(0.08)
As at 31 March 2019	<u>13.26</u>	<u>4.70</u>	<u>17.96</u>
Additions	1.88	-	1.88
As at 31 March 2020	<u>15.14</u>	<u>4.70</u>	<u>19.84</u>
As at 1 April 2018	5.57	3.01	8.58
Amortisation for the period	2.92	0.68	3.60
Disposals during the period	(0.03)	-	(0.03)
As at 31 March 2019	<u>8.46</u>	<u>3.69</u>	<u>12.15</u>
Amortisation for the period	2.45	0.41	2.86
As at 31 March 2020	<u>10.91</u>	<u>4.10</u>	<u>15.01</u>
As at 1 April 2018	<u>6.11</u>	<u>1.69</u>	<u>7.80</u>
As at 31 March 2019	<u>4.80</u>	<u>1.01</u>	<u>5.81</u>
As at 31 March 2020	<u>4.23</u>	<u>0.60</u>	<u>4.83</u>

7 Investment in associates - Unquoted

	As at 31 March 2020		As at 31 March 2019	
	No. of units	Amount	No. of units	Amount
(Accounted under equity method)				
<i>Fully paid up - at cost</i>				
Compulsory convertible preference shares of INR 100 each (at premium of INR 52,217.90 each) in Simply Vyapar Apps Private Limited	5,954	311.50	-	-
Equity shares of INR 10 each (at premium of INR 52,307.90 each) in Simply Vyapar Apps Private Limited	10	0.52	-	-
Add: Share of loss of associate		(16.41)	-	-
		<u>295.61</u>		<u>-</u>

Note:

The Group performed an evaluation to test whether there is objective evidence of impairment as a result of one or more events that occurred after the initial recognition considering the likely impact of COVID-19 on future cash flows and growth rates and believes that the carrying value of the investment in associate is recoverable.

8 Financial assets

	As at 31 March 2020		As at 31 March 2019	
	No. of units	Amount	No. of units	Amount
a) Non-current investments				
Investment in others				
<i>Investment in debt instruments - Unquoted (measured at FVTPL)</i>				
0.001% Optionally convertible redeemable preference share of Rs. 10 each in Instant Procurement Services Private Limited	12,446	-	12,446	-
0.001% Compulsorily convertible preference share of Rs. 10 each in Instant Procurement Services Private Limited	3,764	-	3,764	-
Total		<u>-</u>		<u>-</u>

Notes:

The Group has invested in convertible preference shares of companies. Based on the terms, these have been classified as financial instrument in the nature of financial assets to be measured at fair value.

b) Current investments

	As at 31 March 2020		As at 31 March 2019	
	No. of units	Amount	No. of units	Amount
<i>Investment in mutual funds - Quoted (measured at FVTPL)</i>				
HDFC Liquid fund - Growth	-	-	2,329	8.52
Aditya Birla Sunlife Short Term Fund-Growth Regular Plan	25,99,874	86.25	25,99,874	80.37
Aditya Birla Sunlife Corporate Bond Fund - Growth-Regular Plan	66,82,469	522.93	53,94,585	386.68
Aditya Birla Sun Life Corporate Bond Fund-Growth-Direct Plan	20,13,531	158.84	6,29,851	45.45
Bharat Bond ETF	4,00,000	408.08	-	-
Aditya Birla Sun Life Banking & FSU Debt Fund-Growth-Direct Plan	-	-	8,86,783	214.61
IDFC Bond Fund - Short Term Plan- DGP	12,59,265	54.61	54,68,770	216.27
HDFC Short Term Debt Fund-Direct Growth Plan	1,97,20,994	451.38	2,67,94,545	558.15
ICICI Prudential Savings Fund -Growth	1,09,221	42.31	81,581	29.27
Aditya Birla Sunlife short term fund-Growth-Direct Plan	2,11,81,794	733.87	2,11,81,794	679.17
IDFC Low Duration Fund-Growth (Regular Plan)	1,64,51,049	469.96	1,64,51,049	435.91
HDFC Short Term Debt Fund - Regular Plan	83,80,984	189.74	83,80,984	172.98
IDFC Bond Fund-STP-Regular Fund	4,08,840	16.98	4,08,840	15.57
ICICI Prudential Savings Fund- Direct Plan-Growth	30,49,171	1,194.92	5,97,544	215.81
ICICI Prudential Short Term Fund - Growth Option	36,06,276	152.07	36,06,276	139.33
ICICI Prudential Short Term Fund - Direct	2,08,02,151	922.91	1,58,54,692	639.65
HDFC Low Duration Fund - Regular Plan-Growth	37,97,410	159.78	37,97,410	148.58
HDFC Low Duration Fund - Direct Plan-Growth	1,73,80,457	768.36	21,28,314	86.97
HDFC Credit Risk Debt Fund - Regular Plan - Growth	70,19,394	116.85	70,19,394	107.08
L&T Short term bond fund-DGP	3,71,22,589	747.51	3,71,22,589	681.67
Kotak Corporate Bond Fund - DGP	3,28,929	907.95	3,28,929	831.30
Kotak Liquid Fund - Direct Growth	24,984	100.31	-	-
Kotak Liquid Fund - Regular Growth	25,068	100.28	-	-
HDFC Equity saving fund-regular-growth	1,67,302	5.52	1,40,386	5.17
HDFC Cash management-retail-regular-growth	-	-	1,96,990	7.71
HDFC Short Term Debt Fund	5,14,032	11.64	3,78,460	7.81
L&T Short Term Bond Fund - Regular Growth	2,00,66,239	390.87	2,00,66,239	358.17
HDFC Hybrid Equity Fund-Regular-Growth	1,14,426	4.86	41,348	2.25
Total current investments		<u>8,718.78</u>		<u>6,074.45</u>
Aggregate book value of quoted investments		8,718.78		6,074.45
Aggregate market value of quoted investments		8,718.78		6,074.45

c) Loans (measured at amortised cost)

	As at 31 March 2020	As at 31 March 2019
	(i) Loans to employees	
Non-current (unsecured, considered good unless stated otherwise)		
Loans to employees	0.73	1.22
	0.73	1.22
Current (unsecured, considered good unless stated otherwise)		
Loans to employees	12.99	16.77
	<u>12.99</u>	<u>16.77</u>
(ii) Inter corporate loan		
Non-current (unsecured)		
Loans credit-impaired	5.00	5.00
Less: Loss allowance	(5.00)	(5.00)
	-	-
Total loans	<u>13.72</u>	<u>17.99</u>

Note:

The above loans to employees represents interest free loans to employees, which are recoverable in maximum 24 monthly instalments.

8 Financial assets (Cont'd)

	As at 31 March 2020	As at 31 March 2019
d) Others (measured at amortised cost)		
Non-current (unsecured, considered good unless stated otherwise)		
Security deposits	51.11	35.60
Bank deposits with remaining maturity for more than twelve months (Refer Note 11)	349.72	-
Total	400.83	35.60
Current (unsecured, considered good unless stated otherwise)		
Security deposits	52.86	26.01
Amount recoverable from payment gateway	26.97	62.59
Other recoverables*	0.00	69.20
Total	79.83	157.80
Total other financial assets	480.66	193.40

Notes:

Security deposits are non-interest bearing and are generally on term of 3 to 9 years.

*Represents amount recoverable for IPO expenses incurred in trust on behalf of selling shareholders in Offer for Sale (including the related parties as referred in Note 34)

9 Other assets

	As at 31 March 2020	As at 31 March 2019
Non-current (unsecured, considered good unless stated otherwise)		
Capital advance	-	0.03
Prepaid expenses	0.44	0.14
Indirect taxes recoverable	16.78	-
Deferred rent expense (Refer Note 5B)	-	7.17
Total	17.22	7.34
Current (Unsecured, considered good unless stated otherwise)		
Advances recoverable	16.66	14.38
Indirect taxes recoverable	10.57	38.03
Prepaid expenses	25.00	19.66
Deferred rent expense (Refer Note 5B)	-	3.15
Total	53.13	75.22

10 Trade receivables

	As at 31 March 2020	As at 31 March 2019
Unsecured, considered good unless stated otherwise		
<i>Considered good</i>		
Trade receivables	16.82	5.71
<i>Considered doubtful</i>		
Trade Receivables credit- impaired	1.68	0.81
Less: Loss allowance	(1.68)	(0.81)
Total	16.82	5.71

Notes:

a) No trade receivables are due from directors or other officers of the Company either severally or jointly with any other person.

b) Trade receivables are non-interest bearing and are generally on terms of 30 to 180 days.

11 Cash and bank balances

	As at 31 March 2020	As at 31 March 2019
a) Cash and cash equivalents		
Cash on hand	0.17	0.19
Cheques on hand	39.42	145.42
Balance with bank		
- On current accounts	129.79	256.35
Total Cash and cash equivalents	169.38	401.96

Note:

Cash and cash equivalents for the purpose of cash flow statement comprise cash and cash equivalents as shown above.

b) Bank balances other than cash and cash equivalents

(i) Deposits with Banks		
- remaining maturity upto twelve months	52.91	375.48
- remaining maturity for more than twelve months*	349.72	-
	402.63	375.48
Less: Amount disclosed under Others financial assets- non current	349.72	-
	52.91	375.48
(ii) Earmarked balances with banks**		
Amount disclosed under current bank deposits	16.35	-
	69.26	375.48

*Includes INR 23.78 (P.Y-Nil) pledged with bank against guarantee given to stock exchange.

** Earmarked balances includes unpaid dividends of INR 14.97 millions and bank balance with Indiamart Employee Benefit Trust of INR 1.37 millions.

12 Share capital

Authorised equity share capital (INR 10 per share)

	Number of shares	Amount
As at 1 April 2018	1,82,77,930	182.78
Increase during the year	1,17,22,070	117.22
As at 31 March 2019	3,00,00,000	300.00
As at 31 March 2020	3,00,00,000	300.00

Issued equity share capital (subscribed and fully paid up) (INR 10 per share)

	Number of shares	Amount
As at 1 April 2018	99,76,805	99.77
Bonus issue during the period ¹	99,76,805	99.77
Equity share capital issued on exercise of ESOP during the period (Refer Note 29)	15,66,630	15.66
Equity share capital issued on conversion of convertible preference shares ²	70,71,766	70.72
As at 31 March 2019	2,85,92,006	285.92
Equity share capital issued on exercise of ESOP during the period	1,82,814	1.83
Equity share capital issued during the period	1,45,000	1.45
Equity share capital held by Indiamart Employee Benefit Trust (refer note (d))	(42,573)	(0.43)
As at 31 March 2020	2,88,77,247	288.77

Notes:

1 Bonus issue

The shareholders of the Company at its general meeting held on 7 May 2018, approved the allotment of bonus share in the ratio of 1:1 as on the record date of 8 May 2018 to each of the equity shareholders of the Company. Subsequently, 9,976,805 Bonus Shares of INR 10 each amounting to INR 99.77 million, were allotted on 9 May 2018 in the ratio of 1:1 to the eligible equity shareholders.

2 Conversion of convertible preference shares

During the year ended 31 March 2019, Company converted 1,493,903 Series A 0.01% Cumulative compulsory preference shares of INR 328 into 3,334,922 equity shares of INR 10 each, 1,722,047 0.01% Series B Cumulative compulsory preference shares of INR 100 into 3,444,094 equity shares of INR 10 each. 146,375 0.01% Series B1 Cumulative compulsory preference shares of INR 100 into 292,750 equity shares of INR 10 each.

a) Terms/ rights attached to equity shares:

- The Company has only one class of equity shares having a par value of INR 10 per share. Each holder of equity is entitled to one vote per share.
- In event of liquidation of the Company, the holders of equity shares would be entitled to receive remaining assets of the Company, after distribution of all preferential amounts. The distribution will be in proportion to the number of equity shares held by the shareholders.

b) Details of shareholders holding more than 5% equity shares in the Company

	As at 31 March 2020		As at 31 March 2019	
	Number	% Holding	Number	% Holding
Equity shares of Rs. 10 each fully paid				
Dinesh Agarwal	86,30,747	29.84%	94,83,200	33.17%
Brijesh Agrawal	58,48,544	20.22%	64,26,200	22.48%
Westbridge Crossover Fund, LLC	15,44,154	5.34%	15,44,154	5.40%
Intel Capital (Mauritius) Limited	NA	NA	38,51,746	13.47%

* Intel Capital (Mauritius) Limited ceased to be a shareholder of more than 5% during the year ended 31 March 2020

c) Shares reserved for issue under options

Information relating to the Company's share based payment plans, including details of options and SAR units issued, exercised and lapsed during the financial year and options outstanding at the end of the reporting period, is set out in note 29.

d) Shares held by Indiamart Employee Benefit Trust against employees share based payment plans (face value: INR 10 each)

	As at 31 March 2020		As at 31 March 2019	
	Number	% Holding	Number	% Holding
Opening balance	-	-	-	-
Purchased during the year	1,45,000	1.45	-	-
Transfer to employees pursuant to SAR exercised	1,02,427	1.02	-	-
Total	42,573	0.43	-	-

13 Other equity

	As at 31 March 2020	As at 31 March 2019
Securities premium	4,753.90	4,686.54
General reserve	8.45	8.45
Employee share based payment reserve	116.16	88.48
Capital reserve	(2.04)	(2.04)
Retained earnings	(2,414.67)	(3,468.47)
Total other equity	2,461.80	1,312.96

Nature and purpose of reserves and surplus:

- Securities premium:** The Securities premium account is used to record the premium on issue of shares and is utilised in accordance with the provisions of the Companies Act 2013.
- General reserve:** The general reserve is used from time to time to transfer profits from retained earnings for appropriation purposes, as the same is created by transfer from one component of equity to another.
- Employee share based payment reserve:** The Employee share based payment reserve is used to recognise the compensation related to share based awards issued to employees under Company's Share based payment scheme.
- Capital reserve:** The Group recognises profit or loss on purchase, sale, issue or cancellation of the Group's own equity instruments to capital reserve. The capital reserve pertains to acquisition of non controlling interest by the parent company.
- Retained earnings:** Retained earnings represent the amount of accumulated earnings of the Group, and re-measurement gains/losses on defined benefit plans.

14 Share buyback obligation

	As at 31 March 2020		As at 31 March 2019	
	No. of shares	Amount	No. of shares	Amount
<i>Measured at fair value through profit or loss (FVTPL)</i>				
Share buyback obligation of preference shares				
Non-current				
0.01% Series A cumulative convertible preference shares (CCPS) of INR 328 each	-	-	-	-
0.01% Series B compulsory convertible preference shares (CCPS) of INR 100 each	-	-	-	-
0.01% Series B1 compulsory convertible preference shares (CCPS) of INR 100 each	-	-	-	-
Total				

Notes:

The company had issued 1,493,903 0.01% Series A cumulative convertible preference shares (CCPS) at price of INR 328 per share amounting to INR 490 million. The Company has further issued 1,722,047 and 146,375 0.01% Series B compulsory convertible preference shares (CCPS) and 0.01% Series B1 compulsory convertible preference shares (CCPS) at price of INR 770 per share amounting to INR 1,325.98 million and INR 112.71 million respectively. As per the terms and conditions of issue of CCPS, Company has given right to the holders of CCPS to require the Company to buyback CCPS held by investors at reasonable approximation of fair market value in the event initial public offering (IPO) do not occur for specified period.

Based on these terms, CCPS has been classified as financial instrument in the nature of financial liability designated to be measured at fair value. Fair value of the instruments has been determined based on discounted cash flow valuation technique using cash flow projections and financial projections/budgets approved by the management. Gain/loss on subsequent re-measurement was recognised through Statement of Profit and Loss and disclosed under "Net loss on financial liability designated at FVTPL".

Carrying amount of financial liability and gain/loss on subsequent re-measurement is set out below:

	As at 31 March 2020	As at 31 March 2019
At the beginning of the period/year	-	3,729.30
Preference share capital issued during the period/year	-	-
Security premium received on issue of preference shares	-	-
Loss on re-measurement for the period/year (recognised through Statement of Profit and Loss)	-	652.63
Conversion of preference shares into equity shares during the period (Refer Note 12(2))	-	(4,381.93)
At the end of the period/year	-	-

Authorised preference share capital

	Series A		Series B		Series B1	
	Number of shares	Amount	Number of shares	Amount	Number of shares	Amount
As at 1 April 2018	14,93,903	490.00	17,22,047	172	1,72,207	17.22
As at 31 March 2019	14,93,903	490.00	17,22,047	172	1,72,207	17.22
As at 31 March 2020	14,93,903	490.00	17,22,047	172	1,72,207	17.22

Issued preference share capital (subscribed and fully paid up)

	Series A		Series B		Series B1	
	Number of shares	Amount	Number of shares	Amount	Number of shares	Amount
As at 1 April 2018	14,93,903	490.00	17,22,047	172	0.15	14.64
Shares converted to equity shares	(14,93,903)	(490.00)	(17,22,047)	(172)	(0.15)	(14.64)
As at 31 March 2019	-	-	-	-	-	-
As at 31 March 2020	-	-	-	-	-	-

15 Trade payables

	As at 31 March 2020	As at 31 March 2019
Payable to micro, small and medium enterprises	-	-
Other trade payables*	179.42	129.32
Total	179.42	129.32

*Trade payables are non-interest bearing and are normally settled on 30-day terms.

16 Lease and other financial liabilities

	As at 31 March 2020	As at 31 March 2019
(a) Lease liabilities (Refer Note 5B)		
Current	152.61	-
Non current	612.49	-
Total	765.10	-
(b) Other financial liabilities		
Non-current		
Lease rent equalisation	-	2.84
Total	-	2.84
Current		
Payable to employees	244.55	305.67
Security deposits	0.14	0.14
Unpaid dividend*	14.97	-
Other advances	0.31	3.03
Total	259.97	308.84

* Unpaid dividend represent the interim dividend amount declared during the current year and remaining to be paid to shareholders.

17 Provisions

	As at 31 March 2020	As at 31 March 2019
Non-current		
Provision for employee benefits*		
Provision for gratuity	199.61	96.00
Provision for leave encashment	65.79	-
Total	265.40	96.00
Current		
Provision for employee benefits*		
Provision for gratuity	10.76	8.88
Provision for leave encashment	14.33	44.40
Provision-others**	15.38	15.38
Total	40.47	68.66

*Refer Note 28

** Contingency provision towards indirect taxes. There is no movement on this provision in the year ended 31 March 2020.

18 Contract and other liabilities

	As at 31 March 2020	As at 31 March 2019
Contract liabilities*		
Non-current		
Deferred revenue	2,697.21	2,297.91
	2,697.21	2,297.91
Current		
Deferred revenue	4,013.44	3,245.58
Advances from customers	142.14	316.33
	4,155.58	3,561.91
Total	6,852.79	5,859.82
Other liabilities- current		
Statutory dues		
Tax deducted at source payable	27.79	5.61
Contribution to provident fund payable	4.41	2.54
Contribution to ESI payable	0.10	0.11
Indirect tax payable	82.78	134.65
Professional tax payable	0.25	0.18
Payable for labour welfare fund	0.05	0.03
Others	0.19	0.07
Total	115.57	143.19

*Contract liabilities includes consideration received in advance to render web services in future periods.

19 Income tax assets and liabilities

	As at 31 March 2020	As at 31 March 2019
Income tax assets (net of provisions)		
Current	79.34	105.54
Non Current	211.60	-
	290.94	105.54

20 Revenue from operations

Set out below is the disaggregation of the Group's revenue from contracts with customers:

	For the year ended 31 March 2020	For the year ended 31 March 2019
Sale of services		
Income from web services	6,321.22	5,019.25
Advertisement and marketing services	67.32	54.92
Total	6,388.54	5,074.17

Transaction price allocated to the remaining performance obligations

The following table includes revenue expected to be recognised in the future related to performance obligations that are unsatisfied (or partially unsatisfied) at the reporting date:

	As at 31 March 2020		As at 31 March 2019	
	Less than 12 months	More than 12 months	Less than 12 months	More than 12 months
Web services	4,150.29	2,697.21	3,557.74	2,296.25
Advertisement and marketing services	5.29	-	4.17	1.66
Total	4,155.58	2,697.21	3,561.91	2,297.91

No single customer represents 10% or more of the Company's total revenue during the year ended 31 March 2020 and 31 March 2019.

Contract liabilities

	As at 31 March 2020	As at 31 March 2019
Web services	6,847.50	5,853.99
Advertisement and marketing services	5.29	5.83
	6,852.79	5,859.82
Non-current	2,697.21	2,297.91
Current	4,155.58	3,561.91
Total	6,852.79	5,859.82

Significant changes in the contract liability balances during the period are as follows:

	For the year ended 31 March 2020	For the year ended 31 March 2019
Opening balance at the beginning of the period	5,859.82	4,240.68
Less: Revenue recognised from contract liability balance at the beginning of the period	(3,071.15)	(2,754.14)
Add: Amount received from customers during the period	7,381.51	6,714.12
Less: Transfer of contract liability pertaining to Hello travel business	-	(20.81)
Less: Revenue recognised from amounts received during the period	(3,317.39)	(2,320.03)
Closing balance at the end of the period	6,852.79	5,859.82

We earn revenue on Group primarily through sale of subscription packages (available on a monthly, annual and multi-year basis) to suppliers. We foresee that our revenue and deferred revenue would be impacted, as the customers may not opt for renewals or for more premium packages in short term due to current nation-wide lockdown & COVID-19, particularly in case of monthly Packages. However, in long-term, we believe that our business model remains robust and sustainable and is likely to gain from the ongoing global shift towards online.

The impact assessment of COVID-19 is an ongoing process due to the high degree of uncertainty associated and our assertions might change in future due to this.

21 Other income

	For the year ended 31 March 2020	For the year ended 31 March 2019
Fair value gain on financial assets measured at FVTPL		
- Investment in mutual funds	639.77	373.29
Interest income from financial assets measured at amortised cost		
- on bank deposits	29.98	26.00
- on security deposits	10.22	3.48
Other interest income	4.14	0.16
Gain from business transfer arrangement	-	6.80
Gain on de-recognition of Right-of-use assets	1.34	-
Net gain on disposal of property, plant and equipment	0.46	0.08
Total	685.91	409.72

22 Employee benefits expense

	For the year ended 31 March 2020	For the year ended 31 March 2019
Salaries, allowance and bonus	2,409.20	2,065.56
Gratuity expense	31.78	26.13
Leave encashment expense	47.93	15.52
Contribution to provident and other funds	15.38	12.18
Employee share based payment expense	78.59	94.62
Staff welfare expenses	83.81	85.82
Total	2,666.69	2,299.83

23 Finance costs

	For the year ended 31 March 2020	For the year ended 31 March 2019
Interest cost of lease liabilities	32.83	-
Total	32.83	-

24 Depreciation and amortization expense

	For the year ended 31 March 2020	For the year ended 31 March 2019
Depreciation of property, plant and equipment (Refer Note 5A)	41.04	37.67
Depreciation of Right-of-use assets (Refer Note 5B)	167.55	-
Amortisation of intangible assets (Refer Note 6)	2.86	3.60
Total	211.45	41.27

25 Other expenses

	For the year ended 31 March 2020	For the year ended 31 March 2019
Content development expenses	235.23	235.48
Buyer engagement expenses	171.78	185.99
Customer support expenses	230.99	245.89
Outsourced sales cost	724.48	575.58
Internet and other online expenses	232.29	177.11
Rent	22.90	154.03
Rates and taxes	31.19	19.63
Communication costs	9.03	6.31
Outsourced support cost	22.97	18.06
Advertisement expenses	21.64	20.99
Power and fuel	28.78	29.23
Printing and stationery	8.45	8.44
Repair and maintenance:		
- Plant and machinery	13.28	13.59
- Others	74.92	72.77
Travelling and conveyance	52.82	45.42
Recruitment and training expenses	29.86	28.00
Legal and professional fees	42.03	42.34
Directors' sitting fees	2.09	2.95
Insurance expenses	30.19	23.73
Foreign exchange fluctuation (net)	0.88	-
Collection charges	43.46	41.43
Corporate social responsibility activities expenses	1.05	-
Allowances for doubtful debts (including Bad debts)	1.86	0.81
Miscellaneous expenses	0.71	3.15
Total	2,032.88	1,950.93

26 (a) Earnings per share (EPS)

Basic EPS amounts are calculated by dividing the earning/(loss) for the period attributable to equity holders of the parent company by the weighted average number of equity shares outstanding during the period.
Diluted EPS are calculated by dividing the earnings/(loss) for the period attributable to the equity holders of the parent company by weighted average number of Equity shares outstanding during the period plus the weighted average number of equity shares that would be issued on conversion of all the dilutive potential equity shares into equity shares. The following reflects the income and share data used in the basic and diluted EPS computations:

	For the year ended 31 March 2020	For the year ended 31 March 2019
Basic		
Earnings for the period	1,473.82	200.44
Weighted average number of equity shares used in calculating basic EPS	2,88,19,744	2,58,68,950
Basic earnings per equity share	51.14	7.75
Diluted		
Earnings for the period	1,473.82	200.44
Adjustment on account of fair valuation of compulsory convertible preference shares	-	-
Adjusted earnings for the period	1,473.82	200.44
Weighted average number of equity shares used in calculating basic EPS	2,88,19,744	2,58,68,950
Potential equity shares	5,16,744	4,56,999
Total no. of shares outstanding (including dilution)	2,93,36,488	2,63,25,949
Diluted earnings per equity share	50.24	7.61

There are potential equity shares for the year 31 March 2020 and 31 March 2019 in the form of stock options granted to employees which have been considered in the calculation of diluted earning per share.

(b) Dividends

	For the year ended 31 March 2020	For the year ended 31 March 2019
Interim dividend for the year ended 31 March 2020 (31 March 2019: Nil) of INR 10 per fully paid equity share (excluding the Dividend distribution tax of INR 59.45 millions)	289.19	-

27 Income tax

The major components of income tax expense are:

a) Income tax expense/(income) recognised in Statement of profit and loss

Particulars	For the year ended 31 March 2020	For the year ended 31 March 2019
Current tax expense/ (income)		
Current tax for the period (Refer Note 41 (d))	4.06	37.50
Adjustments in respect of previous year	(3.39)	-
	0.67	37.50
Deferred tax expense		
Relating to origination and reversal of temporary differences	550.92	337.47
Relating to minimum alternate tax	3.31	(36.18)
Relating to earlier years	(228.61)	-
	325.62	301.29
Tax expense /(income) related to change in tax rate/laws *		
- Deferred tax	314.08	-
	314.08	-
Total income tax expense/(credit)	640.37	338.79

* Tax impact for year ended 31 March 2020 includes the impact of adoption of Taxation Laws Amendment Ordinance 2019 as applicable to the Group. The deferred tax charge due to change in applicable tax rate is INR 277.90 Millions and due to reversal of MAT credit entitlement is INR 36.18 Millions.

b) Income tax recognised in other comprehensive income (OCI)

Deferred tax related to items recognised in OCI during the period

Particulars	For the year ended 31 March 2020	For the year ended 31 March 2019
Net loss on remeasurements of defined benefit plans	(18.56)	(3.81)

c) Reconciliation of tax expense and the accounting profit/(loss) multiplied by statutory income tax rate.

Particulars	For the year ended 31 March 2020	For the year ended 31 March 2019
Profit before tax	2,114.19	539.23
Accounting profit before income tax	2,114.19	539.23
Tax expense at the statutory income tax rate	532.14	168.24
Adjustments in respect of unrecognised deferred tax assets of previous years	(228.61)	-
Adjustments in respect of differences in current tax rates and deferred tax rates	-	39.05
Adjustments in respect of differences taxed at lower tax rates	-	(34.74)
Adjustments in respect of differences in deferred tax for prior years	-	-
Adjustment in respect of change in carrying amount of investment in subsidiaries	37.02	-
Utilisation of previously unrecognised tax losses	(10.90)	(9.81)
Tax expense /(income) related to change in tax rate/laws	314.08	-
<i>Non-deductible expenses for tax purposes:</i>		
Loss on fair valuation of Share buyback obligation	-	203.62
Income non-taxable for tax purposes	(19.51)	(42.44)
Other non-deductible expenses and non-taxable income	(2.35)	(2.22)
Others	(0.28)	-
Temporary differences for which no deferred tax was recognised	18.78	17.09
Tax expense/(income) at the effective income tax rate of 25.17% (31 March 2019; 31.20%)	640.37	338.79

(d) Breakup of deferred tax recognised in the Balance sheet

Particulars	As at 31 March 2020	As at 31 March 2019
Deferred tax asset		
Property, plant and equipment and other intangible assets	7.46	8.42
Provision for gratuity	52.54	36.36
Provision for compensated absences	19.92	15.24
Provision for diminution of investments in subsidiaries	-	31.49
Investment in subsidiaries measured at fair value	40.01	34.35
Deferred revenue	0.56	11.30
Tax losses	164.19	707.60
Unabsorbed depreciation	27.20	39.08
Goodwill Impairment	109.21	-
Provision of expenses, allowable in subsequent year	45.13	-
Ind AS 116 impact	0.17	-
Minimum alternate tax (Refer Note 41 (d))	-	36.18
Allowances for doubtful debts	0.42	0.21
Others	0.27	7.65
Total deferred tax assets recognised (A)	467.08	927.88
Deferred tax liabilities		
Re-measurement of investment in mutual funds to fair value	(214.75)	(67.32)
Accelerated deduction for tax purposes	(1.78)	(2.50)
Accelerated depreciation for tax purposes	0.11	-
Others	(4.96)	0.02
Total deferred tax liabilities (B)	(221.38)	(69.80)
Net deferred tax assets (C) = (A) + (B)	245.70	858.08

e) Breakup of deferred tax expense/(income) recognised in Statement of profit and loss and OCI

Particulars	For the year ended 31 March 2020	For the year ended 31 March 2019
Deferred tax expense/(income) relates to the following:		
Provision for gratuity	(16.18)	(9.87)
Provision for compensated absences	(4.68)	(0.94)
Provision for diminution of investments in subsidiaries	31.49	(24.50)
Investment in subsidiaries measured at fair value	(5.66)	(9.48)
Deferred revenue	10.74	33.62
Tax losses	543.41	292.96
Unabsorbed depreciation	11.88	20.98
Goodwill Impairment	(109.21)	-
Provision for expenses, allowable in subsequent year	(45.13)	-
Investment in mutual funds measured at fair value	147.43	37.57
Accelerated deduction for tax purposes	(0.72)	0.26
Property, plant and equipment and other intangible assets	0.96	(0.73)
Minimum Alternative Tax (Refer Note 41 (d))	36.18	(36.18)
Leases	8.60	-
Others	12.25	(5.99)
Allowances for doubtful debts	(0.21)	(0.21)
Deferred tax expense/(income)	621.14	297.49

f) Reconciliation of Deferred tax asset (Net):

Particulars	As at 31 March 2020	As at 31 March 2019
Opening balance as of 1 April	858.08	1,155.57
Tax (expense)/income during the period recognised in Statement of profit and loss	(325.62)	(337.47)
Tax expense related to change in tax rate/laws	(314.08)	-
Tax income during the period recognised in OCI	18.55	3.81
Deferred tax on Ind AS 116 impact on retained earning	8.77	-
MAT credit entitlement	-	36.17
Closing balance at the end of the year	245.70	858.08

The Company offsets tax assets and liabilities if and only if it has a legally enforceable right to set off current tax assets and current tax liabilities and the deferred tax assets and deferred tax liabilities relate to income taxes levied by the same tax authority.

g) Detail of deductible temporary differences and unused tax losses for which no deferred tax asset is recognised in the balance sheet:

Particulars	As at 31 March 2020	As at 31 March 2019
Deductible temporary differences and unused tax losses for which no deferred tax assets have been recognised are attributable to the following:		
- tax business losses	325.05	275.22
- unabsorbed depreciation	8.03	6.99
- tax capital losses*	-	43.32
- other deductible temporary differences	2.23	2.54
	335.31	328.07

* The unused tax capital losses will expire upto FY 2019-20.

The Group offsets tax assets and liabilities if and only if it has a legally enforceable right to set off current tax assets and current tax liabilities and the deferred tax assets and deferred tax liabilities relate to income taxes levied by the same tax authority.

The Management has performed an assessment of COVID-19 pandemic's impact to evaluate recoverability of its net deferred tax assets within the available time period as per tax laws and based on current expectation and projections, believes that there is no impact on recoverability of deferred tax assets as of 31 March 2020.

28 Defined benefit plan and other long term employee benefit plan

The Group has a defined benefit gratuity plan. Every employee who has completed statutory defined period of service gets a gratuity on departure at 15 days salary (last drawn salary) for each completed year of service. The scheme is funded with insurance company in form of qualifying insurance policy. This defined benefit plans exposes the Group to actuarial risks, such as longevity risk, interest rate risk and salary risk.

The amount included in the balance sheet arising from the Group's obligation in respect of its gratuity plan and leave encashment is as follows:

Gratuity - Defined benefit

	As at 31 March 2020	As at 31 March 2019
Present value of defined benefit obligation	223.31	126.34
Fair value of plan assets	(12.94)	(21.46)
Net liability arising from defined benefit	210.37	104.88

Leave encashment - other long term employee benefit plan

	As at 31 March 2020	As at 31 March 2019
Present value of other long term employee benefit plan	80.12	44.40
Net liability arising from other long term employee benefit plan	80.12	44.40

a) Reconciliation of the net defined benefit (asset) liability and other long term employee benefit plan

The following table shows a reconciliation from the opening balances to the closing balances for the net defined benefit (asset) liability and other other long term employee benefit plan and its

Reconciliation of present value of defined benefit obligation for Gratuity and Leave encashment

	Gratuity	
	As at 31 March 2020	As at 31 March 2019
Balance at the beginning of the year	126.34	93.15
Benefits paid	(9.72)	(5.19)
Employee benefit obligation pursuant to the disposal group held for sale	-	(0.99)
Current service cost	23.74	20.78
Interest cost	9.70	7.27
Actuarial (gains)/losses		
- changes in demographic assumptions	27.77	14.61
- changes in financial assumptions	29.00	(6.62)
- experience adjustments	16.48	3.33
Balance at the end of the year	223.31	126.34
	Leave encashment	
	As at 31 March 2020	As at 31 March 2019
Balance at the beginning of the period/year	44.40	38.67
Benefits paid	(12.21)	(9.53)
Employee benefit obligation pursuant to the disposal group held for sale	-	(0.27)
Current service cost	25.00	12.58
Interest cost	3.40	3.02
Actuarial (gains)/losses		
- changes in demographic assumptions	8.13	7.19
- changes in financial assumptions	4.74	(5.60)
- experience adjustments	6.66	(1.66)
Balance at the end of the year	80.12	44.40

Movement in fair value of plan assets

	Gratuity	
	As at 31 March 2020	As at 31 March 2019
Opening fair value of plan assets	21.46	24.56
Interest income	1.65	1.93
Actuarial (gains)/losses	(0.78)	0.15
Benefits paid	(9.39)	(5.18)
Closing fair value of plan assets	12.94	21.46

Each year the management of the Company reviews the level of funding required as per its risk management strategy. The Company expects to contribute to gratuity INR 37.22 millions in FY 2020-21(31 March 2019: INR 30.88 million).

The major categories of plan assets as a percentage of the fair value of the total plan assets are as follows:

	As at 31 March 2020	As at 31 March 2019
Funds managed by insurer	100.00%	100.00%

The overall expected rate of return on assets is determined based on the market prices prevailing on that date, applicable to the period over which the obligation is to be settled.

b) Expense recognised in profit or loss

	Gratuity	
	For the year ended 31 March 2020	For the year ended 31 March 2019
Current service cost	23.74	20.78
Net interest expense	8.05	5.35
Components of defined benefit costs recognised in profit or loss	31.79	26.13
Remeasurement of the net defined benefit liability:		
Actuarial (gain)/loss on plan assets	0.78	(0.15)
Actuarial (gain)/loss on defined benefit obligation	73.25	11.32
Components of defined benefit costs recognised in other comprehensive income	74.03	11.17

Leave encashment

	For the year ended 31 March 2020	For the year ended 31 March 2019
Current service cost	25.00	12.57
Net interest expense	3.40	3.02
Actuarial (gain)/loss on other long term employee benefit plan	19.53	(6.07)
Components of other long term employee benefit costs recognised in profit or loss	47.93	15.52

c) Actuarial assumptions

Principal actuarial assumptions at the reporting date (expressed as weighted averages):

	As at 31 March 2020	As at 31 March 2019
Discount rate	6.26%	7.66%
Expected rate of return on assets	6.25%	7.66%

Attrition rate:	As at 31 March 2020		As at 31 March 2019	
	Upto 4 years of service	Above 4 years of service	Upto 4 years of service	Above 4 years of service
Ages				
Upto 30 years	18.05%	11.45%	34.32%	12.83%
From 31 to 44 years	0.00%	8.00%	30.77%	11.20%
Above 44 years	8.25%	2.98%	1.05%	0.00%
Future salary growth				
Year 1	4.10%	5.99%	7.18%	12.00%
Year 2	11.74%	17.90%	7.18%	12.00%
Year 3 and onwards	8.00%	12.00%	7.18%	12.00%

Mortality table

India Assured Life Mortality (2012-14)

India Assured Life Mortality (2006-08)

The Group regularly assesses these assumptions with the projected long-term plans and prevalent industry standards.

d) Sensitivity analysis

Reasonably possible changes at the reporting date to one of the relevant actuarial assumptions, holding other assumptions constant, would have affected the defined benefit obligation by the amounts

Gratuity

For the year ended 31 March 2020

Impact of change in discount rate by 0.50%

Impact of change in salary by 0.50%

Increase	Decrease
(12.62)	17.39
9.84	(6.85)

For the year ended 31 March 2019

Impact of change in discount rate by 0.50%

Impact of change in salary by 0.50%

Increase	Decrease
(6.50)	7.17
3.62	(3.85)

Although the analysis does not take account of the full distribution of cash flows expected under the plan, it does provide an approximation of the sensitivity of the assumptions shown.

e) The table below summarises the maturity profile and duration of the gratuity liability:

Particulars	As at 31 March 2020	As at 31 March 2019
Within one year	10.76	8.88
Within one - three years	21.75	21.09
Within three - five years	22.20	17.53
Above five years	168.60	78.84
Total	223.31	126.34

29 Share based payment plans

a) Employee Stock Option Plan (ESOP)

The Company has provided various share-based payment schemes to its employees in the preceding financial years. During the year ended 31 March 2020, the following schemes were in operation:

	ESOP 2010	ESOP 2012	ESOP 2015	ESOP 2016	ESOP 2017
Date of grant	January 1, 2010	March 15, 2012	June 08, 2015	July 28, 2016	June 02, 2017
Date of Board Approval	November 24, 2009	January 25, 2012	June 08, 2015	July 28, 2016	May 04, 2017
Date Of Shareholder's approval	November 10, 2008	November 10, 2008	September 23, 2015	September 23, 2015	September 23, 2015
Number of options approved	4,53,420	6,45,560	5,39,000	2,76,980	2,00,730
Method of Settlement	Equity	Equity	Equity	Equity	Equity
Vesting period (in months)	0 to 48 Months	0 to 48 Months	0 to 48 Months	0 to 48 Months	0 to 48 Months

The details of activity have been summarized below:

ESOP 2010

	For the year ended 31 March 2020		For the year ended 31 March 2019	
	Number of options	Weighted Average Exercise Price (INR)	Number of options	Weighted Average Exercise Price (INR)
Outstanding at the beginning of the period	Nil	100	63,286	100
Granted during the period	Nil	100	Nil	100
Forfeited during the period	Nil	100	9,210	100
Exercised during the period	Nil	100	54,076	100
Expired during the period	Nil	100	Nil	100
Outstanding at the end of the period	Nil	100	Nil	100
Exercisable at the end of the period	Nil	100	Nil	100

ESOP 2012

	For the year ended 31 March 2020		For the year ended 31 March 2019	
	Number of options	Weighted Average Exercise Price (INR)	Number of options	Weighted Average Exercise Price (INR)
Outstanding at the beginning of the period	Nil	150	1,50,136	150
Granted during the period	Nil	150	Nil	150
Forfeited/ expired during the period	Nil	150	4,603	150
Exercised during the period	Nil	150	1,45,533	150
Outstanding at the end of the period	Nil	150	Nil	150
Exercisable at the end of the period	Nil	150	Nil	150

ESOP 2015

	For the year ended 31 March 2020		For the year ended 31 March 2019	
	Number of options	Weighted Average Exercise Price (INR)	Number of options	Weighted Average Exercise Price (INR)
Outstanding at the beginning of the period	62,100	200	3,54,100	200
Granted during the period	Nil	200	Nil	200
Forfeited/ expired during the period	Nil	200	3,600	200
Exercised during the period	62,100	200	2,88,400	200
Outstanding at the end of the period	Nil	200	62,100	200
Exercisable at the end of the period	Nil	200	Nil	200

ESOP 2016

	For the year ended 31 March 2020		For the year ended 31 March 2019	
	Number of options	Weighted Average Exercise Price (INR)	Number of options	Weighted Average Exercise Price (INR)
Outstanding at the beginning of the period	41,850	200	1,94,268	200
Granted during the period	Nil	200	Nil	200
Forfeited/ expired during the period	2,400	200	16,200	200
Exercised during the period	20,025	200	1,36,218	200
Outstanding at the end of the period	19,425	200	41,850	200
Exercisable at the end of the period	Nil	200	Nil	200

ESOP 2017

	For the year ended 31 March 2020		For the year ended 31 March 2019	
	Number of options	Weighted Average Exercise Price (INR)	Number of options	Weighted Average Exercise Price (INR)
Outstanding at the beginning of the period	37,888	200	1,97,800	200
Granted during the period	Nil	200	Nil	200
Forfeited/ expired during the period	760	200	824	200
Exercised during the period	9,282	200	1,59,088	200
Outstanding at the end of the period	27,846	200	37,888	200
Exercisable at the end of the period	Nil	200	Nil	200

Figures for current period ended 31 March 2020 and previous year are as follows:

	As at 31 March 2020				
	ESOP 2010	ESOP 2012	ESOP 2015	ESOP 2016	ESOP 2017
Range of exercise prices	100	150	200	200	200
Number of options outstanding	-	-	-	19,425	27,846
Weighted average remaining contractual life of options (in years)	NA	NA	-	0.25	0.80
Weighted average exercise price	100	150	200	200	200
Weighted average share price for the options exercised during the period	NA	NA	300	300	300

	As at 31 March 2019				
	ESOP 2010	ESOP 2012	ESOP 2015	ESOP 2016	ESOP 2017
Range of exercise prices	100	150	200	200	200
Number of options outstanding	Nil	-	62,100	41,850	37,888
Weighted average remaining contractual life of options (in years)	NA	NA	0.25	1.25	1.80
Weighted average exercise price	100	150	200	200	200
Weighted average share price for the options exercised during the period	300	300	300	300	300

Stock Options granted

The fair value of options is measured using Black-Scholes valuation model. The key inputs used in the measurement of the grant date fair valuation of equity settled plans are given in the table below:

	As at 31 March 2020				
	ESOP 2010	ESOP 2012	ESOP 2015	ESOP 2016	ESOP 2017
Weighted average share price	NA	NA	200	275.93	280.50
Exercise Price	NA	NA	200	200	200
Expected Volatility	NA	NA	0.00%	0.00%	0.00%
Historical Volatility	NA	NA	0.10%	0.10%	0.10%
Life of the options granted (Vesting and exercise year) in years	NA	NA	7.70	7.70	7.70
Expected dividends	NA	NA	Nil	Nil	Nil
Average risk-free interest rate	NA	NA	7.77%	7.20%	7.20%

	As at 31 March 2019				
	ESOP 2010	ESOP 2012	ESOP 2015	ESOP 2016	ESOP 2017
Weighted average share price	148.39	150	200	275.93	280.50
Exercise Price	100	150	200	200	200
Expected Volatility	0.00%	0.00%	0.00%	0.00%	0.00%
Historical Volatility	0.00%	0.00%	0.10%	0.10%	0.10%
Life of the options granted (Vesting and exercise year) in years	7.50	8.00	7.70	7.70	7.70
Expected dividends	Nil	Nil	Nil	Nil	Nil
Average risk-free interest rate	8.39%	8.39%	7.77%	7.20%	7.20%

Stock appreciation rights (SAR)

The Company has granted stock appreciation rights to its employees during the current financial year. Details are as follows:

	SAR 2018
Date of grant	October 01, 2018
Date of Board Approval	September 22, 2018
Date of Shareholder's approval	May 07, 2018
Number of units approved	8,00,740
Method of Settlement	Equity
Vesting period (in months)	0 to 48 Months

The details of activity have been summarized below:

	For the year ended 31 March 2020		For the year ended 31 March 2019	
	Number of SAR units	Weighted Average Exercise Price (INR)	Number of SAR units	Weighted Average Exercise Price (INR)
Outstanding at the beginning of the period	7,79,740	500	NA	NA
Granted during the period	Nil	Nil	8,00,740	500
Lapsed during the period	45,332	500	21,000	500
Exercised during the period	1,49,816	Nil	Nil	Nil
Expired during the period	Nil	Nil	Nil	Nil
Outstanding at the end of the period	5,84,592	500	7,79,740	500
Exercisable at the end of the period	Nil	Nil	Nil	Nil

Figures for period ended 31 March 2020 are as follows:

	SAR 2018
Range of exercise prices	500
Number of units outstanding	5,84,592
Weighted average remaining contractual life of units (in years)	2.50
Weighted average exercise price	500

SAR units granted

The fair value of options is measured using Black-Scholes valuation model. The key inputs used in the measurement of the grant date fair valuation of equity settled plans are given in the table below:

	SAR 2018
Weighted average share price	597
Exercise Price	500
Expected Volatility	41.00%
Historical Volatility	41.00%
Life of the options granted (Vesting and exercise year) in years	4.00
Expected dividends	Nil
Average risk-free interest rate	7.80%

Effect of the employee share-based payment plans on the statement of profit & loss:

	For the year ended 31 March 2020	For the year ended 31 March 2019
Total Employee Compensation Cost pertaining to share-based payment plans	78.59	94.62
Compensation Cost pertaining to equity-settled employee share-based payment plan included above	78.59	94.62

Effect of the employee share-based payment plans on its financial position:

	As at 31 March 2020	As at 31 March 2019
Total Liability for employee stock options outstanding as at period/year end	116.16	88.48

30 Fair value measurements

a) Category wise details as to carrying value, fair value and the level of fair value measurement hierarchy of the Group's financial instruments are as follows:

	Level	As at 31 March 2020	As at 31 March 2019
Financial assets			
a) Measured at fair value through profit or loss (FVTPL)			
- Investment in mutual funds	Level 1	8,718.78	6,074.45
b) Measured at amortised cost (refer note (b)(i) and (ii) below)			
- Trade receivables		16.82	5.71
- Cash and cash equivalents		169.38	401.96
- Loans		13.72	17.99
- Security deposits		103.97	61.61
- Bank deposits		69.26	375.48
- Other financial assets		376.69	131.79
Total financial assets		9,468.62	7,068.99
Financial liabilities			
a) Measured at amortised cost (refer note (b)(i) and (ii))			
- Trade payables		179.42	129.32
- Security deposits		0.14	0.14
- Other financial liabilities		259.83	311.54
- Lease liabilities		765.10	-
Total financial liabilities		1,204.49	441.00

b) The following methods / assumptions were used to estimate the fair values:

i) The carrying value of bank deposits, trade receivables, cash and cash equivalents, trade payables, security deposits, lease liabilities and other financial assets and other financial liabilities measured at amortised cost approximate their fair value due to the short-term maturities of these instruments. These have been assessed basis counterparty credit risk.

ii) The fair value of non-current financial assets and financial liabilities measured are determined by discounting future cash flows using current rates of instruments with similar terms and credit risk. The current rates used does not reflect significant changes from the discount rates used initially. Therefore, the carrying value of these instruments measured at amortised cost approximate their fair value.

iii) Fair value of quoted mutual funds is based on quoted market prices at the reporting date, which factors the impact of COVID-19. We do not expect material volatility in these financial assets.

c) Reconciliation of level 3 fair value measurements

	Share buy back obligation	
	For the year ended 31 March 2020	For the year ended 31 March 2019
Opening balance	-	3,729.30
Gains or loss recognised in profit or loss	-	652.63
Conversion of preference shares into equity shares during the period	-	(4,381.93)
Closing balance	-	-

d) During the period ended 31 March 2020 and 31 March 2019, there were no transfers between Level 1 and Level 2 fair value measurements, and no transfer into and out of Level 3 fair value measurements.

31 Capital management

The Group manages its capital to ensure it will be able to continue as a going concern while maximising the return to stakeholders through the optimisation of the debt and equity balance.

The capital structure of the company consists of no debts and only equity of the company.

The Group is not subject to any externally imposed capital requirements.

The Group reviews the capital structure on a regular basis. As part of this review, the Group considers the cost of capital, risks associated with each class of capital requirements and maintenance of adequate liquidity.

Gearing ratio

The Group monitors capital on the basis of the following gearing ratio:

Net debt (total borrowings net of cash and cash equivalents) divided by Total equity (as shown in the balance sheet). As at 31 March 2020 and 31 March 2019, the outstanding debt was INR Nil.

32 Financial risk management objectives and policies

The Group is exposed to market risk, credit risk and liquidity risk. The Group's board of directors have overall responsibility for the establishment and oversight of the Group's risk management framework. The Group's risk management policies are established to identify and analyse the risks faced by the Group, to set appropriate risk limits and controls and to monitor risks and adherence to limits. Risk management policies and systems are reviewed regularly to reflect changes in market conditions and the Group's activities.

The Group's board oversees how management monitors compliance with the Group's risk management policies and procedures, and reviews the adequacy of the risk management framework in relation to the risks faced by the Group. The Board is assisted in its oversight role by internal audit. Internal audit undertakes regular reviews of risk management controls and procedures, the results of which are reported to the audit committee.

i) Credit risk management

Credit risk is the risk of financial loss to the Group if a customer or counterparty to a financial instrument fails to meet its contractual obligations, and arises principally from the Group's cash and bank balances, trade receivables, investments in mutual fund, loans and security deposits.

The carrying amounts of financial assets represent the maximum credit risk exposure.

Credit risk management considers available reasonable and supportive forward-looking information including indicators like external credit rating (as far as available), macro-economic information (such as regulatory changes, government directives, market interest rate).

Trade receivables

The Group majorly collects consideration in advance for the services to be provided to the customer. As a result, the Group is not exposed to any significant credit risk on trade receivables.

Cash and cash equivalents, bank deposits and investments in mutual funds

The Group maintains its cash and cash equivalents, bank deposits and investment in mutual funds with reputed banks and financial institutions. The credit risk on these instruments is limited because the counterparties are banks with high credit ratings assigned by international credit rating agencies.

Security deposits and loans

The Group monitors the credit rating of the counterparties on regular basis. These instruments carry very minimal credit risk based on the financial position of parties and Group's historical experience of dealing with the parties.

ii) Liquidity risk management

Liquidity risk is the risk that the Group will encounter difficulty in meeting the obligations associated with its financial liabilities that are settled by delivering cash or another financial asset. The Group's approach to managing liquidity is to ensure, as far as possible, that it will have sufficient liquidity to meet its liabilities when they are due, under both normal and stressed conditions, without incurring unacceptable losses or risking damage to the Group's reputation.

Ultimate responsibility for liquidity risk management rests with the board of directors, which has established an appropriate liquidity risk management framework for the management of the Group's short-term, medium-term and long-term funding and liquidity management requirements. The Group manages liquidity risk by maintaining adequate reserves, banking facilities, and continuously monitoring forecast and actual cash flows, and by matching the maturity profiles of financial assets and liabilities.

Maturities of financial liabilities

The table below summarises the maturity profile of the Group's financial liabilities based on contractual undiscounted payments:

Contractual maturities of financial liabilities

As at 31 March 2020

	Within 1 year	Between 1 and 5 years and thereafter	Total
Trade payables	179.42	-	179.42
Lease and other financial liabilities	412.58	612.49	1,025.07
	592.00	612.49	1,204.49

As at 31 March 2019

	Within 1 year	Between 1 and 5 years and thereafter	Total
Trade payables	129.32	-	129.32
Lease and other financial liabilities	308.84	2.84	311.68
	438.16	2.84	441.00

iii) Market risk

Market risk is the risk that the fair value of future cash flows of a financial instrument will fluctuate because of changes in market prices. Market risk comprises three types of risk: interest rate risk, currency risk and other price risk, such as equity price risk and commodity risk. Financial instruments affected by market risk include foreign currency receivables, deposits, investments in mutual funds.

a) Foreign currency risk

Foreign currency risk is the risk that the fair value or future cash flows of an exposure will fluctuate because of changes in foreign exchange rates. The Group's exposure to the risk of changes in foreign exchange rates relates primarily to the Group's operating activities (when revenue or expense is denominated in a foreign currency). The Group's exposure to unhedged foreign currency risk as at 31 March 2020 and 31 March 2019 has been disclosed in note below. Currency risks related to the principal amounts of the Group's US dollar trade receivables.

Unhedged foreign currency exposure

	As at 31 March 2020	As at 31 March 2019
Trade receivable	USD 0.07 (INR 5.14)	USD 0.04 (INR 2.50)

Sensitivity

	Impact on profit/loss before tax	
	For the year ended 31 March 2020	For the year ended 31 March 2019
USD sensitivity		
INR/USD - increase by 2%	0.10	0.05
INR/USD - decrease by 2%	(0.10)	(0.05)

b) Interest rate risk

Investment of short-term surplus funds of the Group in liquid schemes of mutual funds provides high level of liquidity from a portfolio of money market securities and high quality debt and categorized as 'low risk' product from liquidity and interest rate risk perspectives.

Sensitivity

	Impact on profit/loss before tax	
	For the year ended 31 March 2020	For the year ended 31 March 2019
+ 5% change in NAV of mutual funds	435.94	303.72
- 5% change in NAV of mutual funds	(435.94)	(303.72)

33 Segment Information

Operating segments are reported in a manner consistent with the internal reporting provided to the chief operating decision maker. The Group has only one business segment which is business-to-business e-marketplace, which acts as an interactive hub for domestic and international buyers and suppliers and operates in a single business segment based on the nature of the products, the risks and returns, the organization structure and the internal financial reporting systems. Hence the Group falls within a single operating segment "Business to business e-marketplace".

Information about geographical areas:

The Group's revenue from continuing operations from external customers by location of operations and information of its non-current assets by location of assets are detailed below:

	Revenue from external customers		Non-current assets*	
	For the year ended	For the year ended	As at	As at
	31 March 2020	31 March 2019	31 March 2020	31 March 2019
India	6,251.58	4,978.78	875.29	99.72
Others	136.96	95.39	-	-
	6,388.54	5,074.17	875.29	99.72

* Non-current assets exclude financial assets, investment in associates, deferred tax assets, tax assets and post-employment benefit assets.

34 Related party transactions

i) Names of related parties and related party relationship:

a) Individuals owning directly or indirectly, an interest in the voting power of the Group that gives them Significant Influence over the Group and Key Management Personnel (KMP)

Name	Designation
Dinesh Chandra Agarwal	Managing director and CEO
Brijesh Kumar Agrawal	Whole time director
Prateek Chandra	Chief financial officer
Anil Dwivedi	Company Secretary (resigned w.e.f 30 April 2018)
Manoj Bhargava	Company Secretary (appointed w.e.f 4 June 2018)
Dhruv Prakash	Non executive director
Mahendra Kumar Chouhan	Independent director (resigned w.e.f 30 April 2018)
Rajesh Sawhney	Independent director
Elizabeth Lucy Chapman	Independent director
Vivek Narayan Gour	Independent director

b) Entities where Individuals and Key Management Personnel (KMP) as defined in note above exercise significant influence.

Mansa Enterprises Private Limited

c) Other related parties

Indiamart Employee Benefit Trust (separately administered Trust to manage employees share based payment plans of the company)

Indiamart InterMesh Employees Group Gratuity Assurance Scheme (separately administered Trust to manage post employment defined benefits of employees of the company)

Simply Vyapar Apps Private Limited (Associate) (with effect from 3 September 2019)

ii) Key management personnel compensation

	For the year ended 31 March 2020	For the year ended 31 March 2019
Short-term employee benefits	119.15	102.79
Post-employment benefits	1.11	(0.57)
Other long-term employee benefits	3.67	0.47
Employee share based payment expense	32.39	4.85
	156.32	107.54

34 Related party transactions (Cont'd)

The following table provides the total amount of transactions that have been entered into with the related parties for the relevant period:

	For the year ended 31 March 2020	For the year ended 31 March 2019
Entities where KMP and Individuals exercise Significant influence		
<u>Expenses for rent</u>		
Mansa Enterprises Private Limited	3.07	4.18
Key management personnel		
<u>Recruitment and training expenses</u>		
Dhruv Prakash	3.09	1.85
Director's sitting fees	2.09	2.93
<u>Dividend paid</u>		
Dinesh Chandra Agarwal	86.31	-
Brijesh Kumar Agrawal	58.49	-
Prateek Chandra	1.01	-
Manoj Bhargava	0.01	-
Rajesh Sawhney	0.25	-
Dhruv Prakash	0.40	-
Vivek Narayan Gour	0.09	-
Web services provided to		
Simply Vyapar Apps Private Limited	0.01	-
Associates		
<u>Investment in associates</u>		
Simply Vyapar Apps Private Limited	312.02	-
<u>Indiamart Employee Benefit Trust</u>		
Interest free Loan given	1.50	-
Share capital issued	(1.45)	-
Dividend paid	0.43	-

Terms and conditions of transactions with related parties

The transactions with related parties are entered on terms equivalent to those that prevail in arm's length transactions. Outstanding balances at the period/year-end are unsecured and interest free and settlement occurs in cash. There have been no guarantees provided or received for any related party receivables or payables. This assessment is undertaken each financial year through examining the financial position of the related party and the market in which the related party operates.

The above transactions does not includes IPO related expenses, incurred in trust on behalf of related parties (Managing Director and Whole time Director) as selling shareholders in Offer for Sale.

The following table discloses amounts due to or due from related parties at the relevant year/period end:

	As at 31 March 2020	As at 31 March 2019
Balance Outstanding at the year end		
<u>Amount Payable</u>		
Dhruv Prakash	0.13	-
<u>Investment in associates</u>		
Simply Vyapar Apps Private Limited	312.02	-
<u>Deferred Revenue</u>		
Simply Vyapar Apps Private Limited	0.02	-
<u>Loan given</u>		
Indiamart Employee Benefit Trust	1.50	-

35 Group information

Information about subsidiaries

The consolidated financial statements of the Group includes subsidiaries and associate listed in the table below:

Name	Principal activities	Country of incorporation	% equity interest	
			As at 31 March 2020	As at 31 March 2019
Hello Trade Online Private Limited	Business facilitation services	India	100	100
Tradezeal International Private Limited	Business facilitation services	India	100	100
Ten Times Online Private Limited	Business facilitation services	India	100	100
Tolexo Online Private Ltd	Cloud based solution for SMEs	India	100	100
Pay With Indiamart Private Limited	Payment facilitation	India	100	100
Information about associate				
Simply Vyapar Apps Private Limited	Software and apps service providing company	India	26	-

36 Additional information

Name of the entity in the group	Net Assets, i.e., total assets minus total liabilities		Share in profit and loss		Share in other Comprehensive Income		Share in total Comprehensive income	
	As % of consolidated net assets	INR million	As % of consolidated profit and loss	INR million	As % of consolidated other comprehensive income	INR million	As % of total comprehensive income	INR million
Parent								
Indiamart InterMesh Limited								
Balance as at 31 March 2020	94.63%	2,744.94						
Balance as at 31 March 2019	104.76%	1,606.82						
For the year ended 31 March 2020			105.96%	1,462.08	97.67%	(54.17)	106.31%	1,407.91
For the year ended 31 March 2019			185.45%	125.93	92.48%	(6.81)	196.76%	119.12
Subsidiaries								
Tolexo Online Private Limited								
Balance as at 31 March 2020	-5.78%	(167.80)						
Balance as at 31 March 2019	-5.93%	(90.94)						
For the year ended 31 March 2020			-4.98%	(68.76)	0.54%	(0.30)	-5.21%	(69.06)
For the year ended 31 March 2019			-66.30%	(45.02)	1.75%	(0.13)	-74.58%	(45.15)
Ten Times Online Private Limited								
Balance as at 31 March 2020	1.52%	44.01						
Balance as at 31 March 2019	2.16%	33.06						
For the year ended 31 March 2020			0.64%	8.81	1.80%	(1.00)	0.59%	7.81
For the year ended 31 March 2019			6.27%	4.26	5.77%	(0.43)	6.33%	3.83
Hello Trade Online Pvt Ltd								
Balance as at 31 March 2020	0.00%	0.06						
Balance as at 31 March 2019	0.01%	0.11						
For the year ended 31 March 2020			0.00%	(0.04)	0.00%	-	0.00%	(0.04)
For the year ended 31 March 2019			-0.04%	(0.03)	0.00%	-	-0.04%	(0.03)
Tradezeal International Pvt Ltd								
Balance as at 31 March 2020	-0.79%	(22.89)						
Balance as at 31 March 2019	-1.28%	(19.63)						
For the year ended 31 March 2020			-0.24%	(3.25)	0.00%	-	-0.25%	(3.25)
For the year ended 31 March 2019			-1.05%	(0.72)	0.00%	-	-1.18%	(0.72)
Pay with Indiamart Private Limited								
Balance as at 31 March 2020	0.23%	6.81						
Balance as at 31 March 2019	0.28%	4.33						
For the year ended 31 March 2020			-0.19%	(2.56)	0.00%	-	-0.19%	(2.56)
For the year ended 31 March 2019			-24.32%	(16.52)	0.00%	-	-27.28%	(16.52)
Associate (accounting as per equity method)								
Simply Vyapar Apps Private Limited								
Balance as at 31 March 2020	10.19%	295.61						
Balance as at 31 March 2019								
For the year ended 31 March 2020			-1.19%	(16.41)	0.00%	-	-1.24%	(16.41)
For the year ended 31 March 2019			0.00%	-	0.00%	-	0.00%	-
Balance as at 31 March 2020	100.00%	2,900.74						
Balance as at 31 March 2019	100.00%	1,533.74						
For the year ended 31 March 2020			100.00%	1,379.86	100.00%	(55.47)	100.00%	1,324.40
For the year ended 31 March 2019			100.00%	67.91	100.00%	(7.36)	100.00%	60.54
Adjustment arising out of consolidation								
Balance as at 31 March 2020		(150.17)						
Balance as at 31 March 2019		65.13						
For the year ended 31 March 2020				93.96		(0.01)		93.95
For the year ended 31 March 2019				132.54		(0.00)		132.54
Total								
Balance as at 31 March 2020		2,750.57						
Balance as at 31 March 2019		1,598.88						
For the year ended 31 March 2020				1,473.82		(55.47)		1,418.35
For the year ended 31 March 2019				200.44		(7.36)		193.08

37 Contingent liabilities and commitments

a) Contingent liabilities

	As at 31 March 2020	As at 31 March 2019
(i) Income-tax demand (refer note (a) and (b) below)	303	62
<p>(a) In respect of Assessment year 2016-17, demand was raised on Tolevo Online Private limited due to addition of income relating to receipts of securities premium against share allotment made to IndiaMART InterMESH Limited and accordingly the losses to be carried forward by the Company have been reduced from Rs. 719.22 million to Rs. 482.07 million (Tax impact @25, 17%- INR 59.69 Million). The matter is pending with CIT(Appeals). The Company is contesting the demand and the management believe that its position is possible to be upheld in the appellate process. No tax expense has been accrued in the financial statements for tax demand raised.</p> <p>(b) In respect of Assessment year 2017-18, demand of Rs 242.99 million was raised on Tolevo Online Private limited due to addition of income relating to receipts of securities premium against share allotment made to IndiaMART InterMESH Limited. The Company is contesting the demand and the management believe that its position is possible to be upheld in the appellate process. No tax expense has been accrued in the financial statements for tax demand raised.</p> <p>(ii) On February 28, 2019, a judgment of the Supreme Court of India interpreting certain statutory defined contribution obligations of employees and employers altered historical understandings of such obligations, extending them to cover additional portions of the employee's income. However, the judgment isn't explicit if such interpretation may have retrospective application resulting in increased contribution for past and future years for certain employees of the Group. The Group, based on an internal assessment, evaluated that there are numerous interpretative challenges on the retrospective application of the judgment which results in impracticability in estimation of and timing of payment and amount involved. As a result of lack of implementation guidance and interpretative challenges involved, the Group is unable to reliably estimate the amount involved. Accordingly, the Group shall evaluate the amount of provision, if any, on obtaining further clarity on the matter.</p> <p>(iii) The Group is involved in various lawsuits, claims and proceedings that arise in the ordinary course of business, the outcome of which is inherently uncertain. Some of these matters include speculative and frivolous claims for substantial or indeterminate amounts of damages. The Group records a liability when it is both probable that a loss has been incurred and the amount can be reasonably estimated. Significant judgment is required to determine both probability and the estimated amount. The Management reviews these provisions and adjusts these provisions accordingly to reflect the impact of negotiations, settlements, rulings, advice of legal counsel, and updated information. The Management believes that the amount or estimable range of reasonably possible loss, will not, either individually or in the aggregate, have a material adverse effect on its business, financial position, results of the Group, or cash flows with respect to loss contingencies for legal and other contingencies as at 31 March 2020.</p>		

b) Capital and other commitments

- As at 31 March 2020, the company has estimated amount of contracts remaining to be executed on capital account not provided for, net of advance is Nil (31 March 2019: Nil).

c) Operating lease commitments

Office premises are obtained on operating lease. There are no contingent rents in the lease agreements. The lease term varies from 11 months to 9 years generally and are usually renewable by mutual consent. There are no restrictions imposed by lease agreements. There are no subleases.

Lease payments (for non cancellable lease) for year ended 31 March 2019 are INR 74.71 million
Future minimum rentals payable under non-cancellable operating leases are as follows:

	As at 31 March 2019
Within one year	69.64
After one year but not more than five years	103.74
More than five years	0.81
	<u>174.19</u>

38 CSR expenditure

As per section 135 of the Companies Act, 2013, amount required to be spent by the Company during the year ended 31 March 2020 is 1.05 millions (31 March 2019: Nil), computed at 2% of its average net profit for the immediately preceding three financial years, on Corporate Social Responsibility (CSR). The Company incurred an amount of 1.05 millions during the year ended 31 March 2020 (31 March 2019: nil), towards CSR expenditure.

39 Acquisition of non-controlling interests

Acquisition of additional interest in Ten Times Online Private Limited

On 9 May 2018, the Group acquired an additional 3.75% interest in the voting shares of Ten Times Online Private Limited, increasing its ownership interest to 100%. Cash consideration of INR 2.50 million was paid to the non-controlling shareholders. The carrying value of the additional interest acquired at the date of acquisition was INR 0.46 million. Following is a schedule of additional interest acquired in Ten Times Online Private Limited:

	Amount
Cash consideration paid to non-controlling shareholders	2.50
Carrying value of the additional interest in Ten Times Online Private Limited	(0.46)
Difference recognised in capital reserve within equity	<u>2.04</u>

40 Investment in associate

The group has no material associate as on 31 March 2020. The aggregate summarised financial information in respect of the Group's immaterial associate accounted for using the equity method is as below:

	31 March 2020	31 March 2019
Carrying value of the Group's interest in associates	295.61	-
Group's share in profit/(loss) for the year in associate	(16.41)	-

- 41 a) During the year ended 31 March 2020, the Group modified the classification of amount payable to employees from 'Trade payables' to 'Payable to employees' classified in 'other financial liabilities' to reflect more appropriately the nature of such amounts payable. Comparative amounts in the notes to the consolidated financial statements were reclassified for consistency. As a result, INR 305.34 as at 31 March 2019 was reclassified from 'Trade payables' to 'Payable to employees'.
- b) During the year ended 31 March 2020, the Group modified the classification of provision for service tax from 'Trade payables' to 'Provision-others' classified in 'Provisions' to reflect more appropriately the nature of such amounts provided in the books of account. Comparative amounts in the notes to the consolidated financial statements were reclassified for consistency. As a result INR 15.38 as at 31 March 2019 was reclassified from 'Trade payables' to 'Provision-others'.
- c) During the year ended 31 March 2020, the Company modified the classification of 'Net gain on disposal of current investments, and Fair value gain(loss) on financial assets measured at FVTPL' from 'Net gain(loss) on financial assets measured at FVTPL' to 'Other income' to reflect more appropriately the nature of such amounts. Comparative amounts in the notes to the consolidated financial statements were reclassified for consistency. As a result, INR 233.82 for the year ended 31 March 2019 were reclassified from 'Net gain(loss) on financial assets measured at FVTPL' to 'Other income'.
- d) Minimum alternative tax (MAT) for the year ended 31 March 2019 of INR 36.18 has been reclassified from "Deferred tax" expense to "Current Tax" expense under 'Income tax' expense note in Statement of Profit and Loss to reflect more appropriately the nature of such amounts provided in the books of account. Accordingly Note 27(c) has been modified to show deferred tax assets on MAT as at 31 March 2019.

42 The consolidated financial statements of the company for the year ended 31 March 2019 were audited by another firm of Chartered Accountants, who have expressed unmodified audit opinion on these financial statements.

43 Events after the reporting period

The Group has evaluated all the subsequent events through 12 May 2020, which is the date on which these consolidated financial statements were issued, and no events have occurred from the balance sheet date through that date except for matters that have already been considered in the consolidated financial statements.

As per our report of even date attached

For BS R & Co. LLP
Chartered Accountants
ICAI Firm Registration No. 101248W/W-100022

KANIKA KOHLI Digitally signed by KANIKA KOHLI
Date: 2020.05.12 17:09:26 +05'30'

Kanika Kohli
Partner
Membership No.: 511565
Place: Gurugram
Date: 12 May 2020

For and on behalf of the Board of Directors of
IndiaMART InterMESH Limited



Dinesh Chandra Agrawal
(Managing Director and CEO)
DIN:00191800




Prateek Chandra
(Chief Financial Officer)

Place: Noida
Date: 12 May 2020



Brijesh Kumar Agrawal
(Whole-time director)
DIN:00191760



Manoj Bhargava
(Company Secretary)