



**SUNDARAM FINANCE**

*Enduring values. New age thinking.*

SEC:017/22-23/SK

May 25, 2022

The Manager - Listing  
National Stock Exchange of India Limited  
Capital Market – Listing  
Exchange Plaza, 5th Floor, Plot No.C/1, G Block  
Bandra-Kurla Complex, Bandra (E),  
Mumbai 400 051

Dear Sir,

**Sub:** Disclosure under Reg. 30, 33, 42, 47 and 52 read with Sch. III of the SEBI (Listing Obligations and Disclosure Requirements) Regulations, 2015.

**Re:** Submission of audited financial results for the year ended 31<sup>st</sup> March 2022

We have pleasure in enclosing the audited standalone and consolidated financial results for the year ended 31<sup>st</sup> March 2022, prepared in accordance with the formats prescribed in Sch. III to the Companies Act, 2013, as approved at the Board Meeting held today, together with the following:

1. A statement of Assets and Liabilities as on 31<sup>st</sup> March 2022;
2. Statement of Cash Flow for the year ended 31<sup>st</sup> March 2022;
3. Segment information in respect of Consolidated Accounts for the year ended 31<sup>st</sup> March 2022;
4. Copies of the Statutory Auditors' Report on the Standalone and Consolidated Financial Results;
5. Disclosure under Regulation 52; and
6. Certificate for Security Cover in respect of Secured Listed Debt Securities under Reg 54 of LODR Regulation 2015

As required under Proviso 2 to Reg. 33(3)(d) of SEBI (Listing Obligations and Disclosure Requirements) Regulations, 2015, the Company hereby declares that the Statutory Auditors have expressed an unmodified opinion on the Standalone and Consolidated financial results for the year ended 31.03.2022.

**Sundaram Finance Limited**



**SUNDARAM FINANCE**

Enduring values. New age thinking.

The Board of Directors has recommended a final dividend of ₹10/- per share (100%) for the financial year ended 31<sup>st</sup> March 2022, on the paid-up capital of ₹111.10 cr. This, together with the interim dividend of ₹10/- per share (100%) paid on 4<sup>th</sup> March 2022 will make a total dividend of ₹20/- per share (200%) for the financial year ended 31<sup>st</sup> March 2022.

The register of members and share transfer books of the Company will remain closed from Monday, the 11<sup>th</sup> July 2022 to Wednesday, the 27<sup>th</sup> July 2022 (both days inclusive) for the 69<sup>th</sup> Annual General Meeting and for considering the payment of final dividend. The dividend, if approved by the shareholders, will be paid on or after 28<sup>th</sup> July 2022 to those shareholders whose names stand on the Register of Members of the Company as on 11<sup>th</sup> July 2022.

**Disclosures of Related Party Transactions under Reg. 23(9)**

As required under Reg. 23(9) of the SEBI (Listing Obligations and Disclosure Requirements) Regulations, 2015, we enclose the statement of Related Party Transactions for the half year ended 31<sup>st</sup> March 2022.

Thanking you,

Yours truly,  
for Sundaram Finance Limited

P. Viswanathan  
Secretary & Compliance Officer



Encl:

CC: The Corporate Relationship  
Dept. of Corporate Services  
Bombay Stock Exchange Limited  
Floor 25, P J Towers  
Dalal Street  
Mumbai 400 001

**Sundaram Finance Limited**



**STATEMENT OF AUDITED RESULTS FOR THE QUARTER AND YEAR ENDED 31.03.2022**

(₹ in crores)

Sl.No	Particulars	Standalone				
		Quarter Ended			Year Ended	
		31.03.2022	31.12.2021	31.03.2021	31.03.2022	31.03.2021
		Audited	Unaudited	Audited	Audited	Audited
1	Revenue from Operations					
	Interest Income	820.96	857.20	858.80	3394.46	3471.34
	Lease Rental income (Net)	18.21	17.24	15.35	69.07	58.09
	Fees and Commission Income	53.30	57.44	54.03	195.89	196.61
	Dividend Income	20.40	0.01	15.19	94.02	63.07
	Income from other Services	3.76	5.32	4.49	19.49	21.01
	Recovery of Bad debts	5.97	5.54	6.27	19.18	12.97
	Net gain on fair value changes	17.14	15.58	13.46	77.92	130.65
	<b>Total Revenue from Operations</b>	<b>939.74</b>	<b>958.33</b>	<b>967.59</b>	<b>3870.03</b>	<b>3953.74</b>
2	Other Income	8.65	2.94	50.22	20.43	60.46
3	<b>Total Income</b>	<b>948.39</b>	<b>961.27</b>	<b>1017.81</b>	<b>3890.46</b>	<b>4014.20</b>
4	Expenses					
	Finance cost	410.89	417.28	484.72	1700.11	2030.73
	Employee benefit expenses	102.01	104.11	101.87	414.46	382.23
	Administrative & other expenses	65.77	57.12	43.66	207.83	158.62
	Depreciation & amortisation	20.18	18.94	18.70	72.64	70.25
	Impairment on financial instruments	(28.37)	96.42	105.53	318.52	316.06
	<b>Total expenses</b>	<b>570.48</b>	<b>693.87</b>	<b>754.48</b>	<b>2713.56</b>	<b>2957.90</b>
5	<b>Profit/(loss) before exceptional items and tax</b>	<b>377.91</b>	<b>267.40</b>	<b>263.33</b>	<b>1176.90</b>	<b>1056.30</b>
6	Exceptional items	-	-	-	-	-
7	<b>Profit/(loss) before tax</b>	<b>377.91</b>	<b>267.40</b>	<b>263.33</b>	<b>1176.90</b>	<b>1056.30</b>
8	Tax expense					
	Current tax	49.80	63.22	74.85	296.74	288.25
	Deferred tax	29.31	1.80	(20.73)	(23.25)	(41.00)
9	<b>Profit/(loss) after tax (PAT)</b>	<b>298.80</b>	<b>202.38</b>	<b>209.21</b>	<b>903.41</b>	<b>809.05</b>
10	<b>Other Comprehensive Income (net of tax)</b>	<b>(1.88)</b>	<b>(0.23)</b>	<b>(1.08)</b>	<b>(14.26)</b>	<b>(4.83)</b>
11	<b>Total Comprehensive Income for the period / year</b>	<b>296.92</b>	<b>202.15</b>	<b>208.13</b>	<b>889.15</b>	<b>804.22</b>
12	<b>Basic &amp; diluted Earnings per equity share (on PAT) (Face Value of ₹10/- each)</b>	<b>26.89</b>	<b>18.22</b>	<b>18.83</b>	<b>81.31</b>	<b>72.82</b>
	(not annualised for the quarters)					



*h*



**STATEMENT OF AUDITED RESULTS FOR THE QUARTER AND YEAR ENDED 31.03.2022**

(₹ in crores)

Sl.No	Particulars	Consolidated				
		Quarter Ended			Year Ended	
		31.03.2022	31.12.2021	31.03.2021	31.03.2022	31.03.2021
		Audited	Unaudited	Audited	Audited	Audited
1	Revenue from Operations					
	Interest Income	1050.77	1086.29	1093.95	4314.16	4478.30
	Lease Rental income (Net)	18.18	17.21	15.31	68.96	57.91
	Fees and Commission Income	56.88	58.42	55.17	204.89	201.46
	Dividend Income	9.45	0.26	4.45	17.43	4.50
	Income from other Services	108.28	93.82	88.25	373.84	323.20
	Recovery of Bad debts	4.20	7.31	6.27	19.18	12.97
	Net gain on fair value changes	23.45	21.97	19.77	106.82	164.18
	Net gain on derecognition of financial instruments under amortised cost category	0.58	0.98	2.00	3.09	5.14
	<b>Total Revenue from Operations</b>	<b>1271.79</b>	<b>1286.26</b>	<b>1285.17</b>	<b>5108.37</b>	<b>5247.66</b>
2	Other Income	22.78	3.54	52.97	37.30	69.08
3	<b>Total Income</b>	<b>1294.57</b>	<b>1289.80</b>	<b>1338.14</b>	<b>5145.67</b>	<b>5316.74</b>
4	Expenses					
	Finance cost	545.63	550.99	618.25	2236.20	2659.39
	Employee benefit expenses	168.95	152.94	145.21	618.57	560.98
	Fees and commission expenses	25.22	16.31	29.30	75.62	91.77
	Administrative & other expenses	104.05	72.07	51.90	287.55	213.77
	Depreciation & amortisation	33.93	25.32	24.91	101.17	92.97
	Impairment on financial instruments	(24.20)	125.23	137.85	409.93	368.29
	<b>Total expenses</b>	<b>853.58</b>	<b>942.86</b>	<b>1007.42</b>	<b>3729.04</b>	<b>3987.17</b>
5	<b>Profit/(loss) before exceptional items and tax</b>	<b>440.99</b>	<b>346.94</b>	<b>330.72</b>	<b>1416.63</b>	<b>1329.57</b>
6	Exceptional items	-	-	-	-	-
7	<b>Profit/(loss) before tax</b>	<b>440.99</b>	<b>346.94</b>	<b>330.72</b>	<b>1416.63</b>	<b>1329.57</b>
8	Tax expense					
	Current tax	64.94	90.79	112.47	381.18	385.68
	Deferred tax	29.79	(6.72)	(35.69)	(31.17)	(58.15)
9	<b>Profit/(loss) after tax (PAT)</b>	<b>346.26</b>	<b>262.87</b>	<b>253.94</b>	<b>1066.62</b>	<b>1002.04</b>
10	Share of Profits from Associates	59.77	33.12	33.00	143.41	64.22
11	Share of Profits/(loss) from Joint Venture	(8.31)	18.51	12.43	86.21	156.74
12	<b>Profit/(loss) after tax(PAT)</b>	<b>397.72</b>	<b>314.50</b>	<b>299.37</b>	<b>1296.24</b>	<b>1223.00</b>
13	<b>Other Comprehensive Income (net of tax)</b>	<b>15.41</b>	<b>30.28</b>	<b>216.33</b>	<b>283.50</b>	<b>178.46</b>
14	<b>Total Comprehensive Income for the period / year</b>	<b>413.13</b>	<b>344.78</b>	<b>515.70</b>	<b>1579.74</b>	<b>1401.46</b>
	<b>Profit for the period / year attributable to</b>					
	Owners of the Company	340.00	288.83	270.50	1173.34	1165.09
	Non-controlling interests	57.72	25.67	28.87	122.90	57.91
	<b>Other Comprehensive Income for the period/year attributable to</b>					
	Owners of the Company	(5.52)	(13.88)	5.23	33.72	45.04
	Non-controlling interests	20.93	44.16	211.10	249.78	133.42
	<b>Total Comprehensive Income for the period/year attributable to:</b>					
	Owners of the Company	334.48	274.95	275.73	1207.06	1210.13
	Non-controlling interests	78.65	69.83	239.97	372.68	191.33
15	<b>Basic &amp; diluted Earnings per equity share (on PAT) (Face Value of ₹10/- each) (not annualised for the quarters)</b>	<b>30.86</b>	<b>26.21</b>	<b>24.55</b>	<b>106.48</b>	<b>105.74</b>



*M.*




**SUNDARAM FINANCE**  
Enduring values. New age thinking.

**Notes:**

- 1 The above financial results for the quarter and year ended 31st March 2022 have been reviewed by the Audit Committee and approved by the Board of Director at their respective meetings held in Chennai on 24th and 25th May, 2022.
- 2 The Board of Directors have recommended a final dividend of ₹ 10/- per share ( 100%) for the year ended 31st March 2022 in May 2022. This together with interim dividend of ₹ 10/- per share (100%) paid would aggregate to a total dividend of ₹ 20/- per share (200%).
- 3 The Company's Secured Non - Convertible Debentures are secured by mortgage of immovable property ranking pari passu and Hypothecation of specific Loan receivables / Hire purchase/ Lease agreements with a cover of 100%, as per the terms of issue.
- 4 The Company is a 'Large Corporate' as per criteria under SEBI circular SEBI/HO/DDHS/CIR/P/2018/144. Necessary disclosure has been made to the stock exchange in this regard.
- 5 During the year our subsidiary Company, Sundaram Asset Management Company(SAMC) acquired Principal Asset Management Company Private Limited(PAMC) along with its group companies namely Principal Retirement Advisors Pvt Ltd and Principal Trustee Co Pvt Ltd jointly referred to as PAMC Group. Pursuant to such purchase, all the companies in the PAMC group have become wholly owned subsidiaries of SAMC company. The name has since been changed from Principal Asset Management Company Private Limited to SAMC Support Services Private Limited.
- 6 Disclosure on Resolution Framework 2.0 implemented in terms of RBI circulars RBI/2021-22/31 DOR.STR.REC.11/21.04.048/2021-22 dated 5th May 2021: (₹ in crores)

Type of Borrower	Exposure to accounts classified as Standard consequent to implementation of resolution plan – Position as at the end of the previous half-year 30.09.2021 (A)	Of (A), aggregate debt that slipped into NPA during the half-year	Of (A) amount written off during the half-year	Of (A) amount paid by the borrowers during the half-year	Exposure to accounts classified as Standard consequent to implementation of resolution plan – Position as at the end of this half-year 31.03.2022
Personal Loans	287.92	5.62	0.14	3.01	279.15
Corporate persons*	-	-	-	-	-
Of which MSMEs	-	-	-	-	-
Others (Business Loans)	957.18	15.46	7.03	81.25	853.44
Total	1245.10	21.08	7.17	84.26	1132.59

\*As defined in Section 3(7) of the Insolvency and Bankruptcy Code 2016.





**SUNDARAM FINANCE**  
Enduring values. New age thinking.

7 Disclosure pursuant to RBI notification dated 24th September, 2021 on "Transfer of Loan Exposures" :

a) The Group has acquired loans, not in default, during the year ended 31st March 2022.

(₹ in crores)

Particulars	31st March 2022	31st March 2021
(i) Number of Accounts	262.00	-
(ii) Aggregate value (net of provisions) of accounts acquired	12.25	-
(iii) Aggregate consideration	12.31	-
(iv) Additional consideration realised in respect of accounts transferred in earlier years	-	-
(v) Aggregate Gain / loss over net book value	-	-

b) The Company has not transferred or acquired, any stressed loans during the year ended 31st March 2022.

8 Information as required by Regulation 52(4) of the Securities and Exchange Board of India (Listing Obligations and Disclosure Requirements) Regulations 2015 is attached as Annexure.

9 With a view to ensuring uniformity in the implementation of IRACP norms across all lending institutions, RBI vide its circular dated 12th November 2021 - "Prudential norms on Income Recognition, Asset Classification and Provisioning (IRACP) pertaining to Advances" has tightened the NPA classification norms for NBFCs. RBI vide its clarification dated February 15, 2022, has given time till September 30, 2022, for implementation of certain provisions relating to "IRACP" stipulated in their circular dated November 12, 2021. In line with the RBI clarification, the company would comply with the said Regulations effective 01st October 2022. The Company continues to prepare the financial results in accordance with the applicable Ind-AS guidelines and maintains adequate ECL provisions as per Ind AS 109.

10 The figures for the quarter ended March 31, 2022 and March 31, 2021 are the balancing figures between audited figures for the respective financial years and the published year to date figures up to the third quarter of the relevant financial years.

11 Previous period's / year's figures have been regrouped wherever necessary to conform to current period's / year's classification.

12 As required under Proviso 2 to Regulation 33(3)(d) of SEBI (Listing Obligations and Disclosure Requirements) Regulations, 2015, the Company hereby declares that the Joint Statutory Auditors have expressed an unmodified opinion on the Standalone and Consolidated financial results.

By Order of the Board

**RAJIV C LOCHAN**  
Managing Director

Chennai  
25.05.2022






**Sundaram Finance Limited**  
CIN:L65191TN1954PLC002429  
Regd. Office: 21, Patillos Road, Chennai 600 002  
Tel: 044 2852 1181, Fax: 044 2858 6641  
Email: [investorservices@sundaramfinance.in](mailto:investorservices@sundaramfinance.in)  
[www.sundaramfinance.in](http://www.sundaramfinance.in)



**Statement of Assets and Liabilities**

(₹ in Crores)

Sl. No.	Particulars	Standalone		Consolidated	
		31.03.2022	31.03.2021	31.03.2022	31.03.2021
<b>A</b>	<b>ASSETS</b>	Audited	Audited	Audited	Audited
<b>1</b>	<b>Financial Assets</b>				
	Cash and cash equivalents	78.01	102.38	133.97	149.50
	Bank balances	539.12	590.79	580.57	639.44
	Derivative financial instruments	0.61	-	0.10	-
	Receivables				
	(I) Trade receivables	14.32	16.38	43.90	57.41
	(II) Other receivables	3.94	3.77	3.94	3.77
	Loans	28400.15	29341.61	37476.40	38088.61
	Investments	5318.67	4052.40	8087.53	6056.84
	Other financial assets	59.07	42.48	73.39	144.20
	<b>Sub-total - Financial Assets</b>	<b>34413.89</b>	<b>34149.81</b>	<b>46399.80</b>	<b>45139.77</b>
<b>2</b>	<b>Non-financial Assets</b>				
	Current tax assets (Net)	264.00	223.02	360.39	311.27
	Deferred tax assets (Net)	185.10	158.92	154.33	101.64
	Investment Property	68.66	71.52	46.16	49.65
	Property, Plant and Equipment	244.97	212.36	300.56	267.47
	Right-of-use assets	43.59	41.58	58.63	63.78
	Goodwill	-	-	475.66	474.02
	Other intangible assets	3.21	5.43	235.52	9.71
	Other non-financial assets	64.10	57.12	122.98	142.52
	<b>Sub-total - Non-financial Assets</b>	<b>873.63</b>	<b>769.95</b>	<b>1754.23</b>	<b>1420.06</b>
	<b>TOTAL - ASSETS</b>	<b>35287.52</b>	<b>34919.76</b>	<b>48154.03</b>	<b>46559.83</b>
<b>B</b>	<b>LIABILITIES AND EQUITY</b>				
	<b>Liabilities</b>				
<b>1</b>	<b>Financial liabilities</b>				
	Derivative financial instruments	-	15.53	-	18.97
	Payables				
	(I) Trade Payables				
	(i) Total outstanding dues of micro enterprises and small enterprises	1.37	0.65	1.41	0.67
	(ii) Total outstanding dues of creditors other than micro enterprises and small enterprises	87.93	52.87	127.30	69.12
	(II) Other Payables				
	(i) Total outstanding dues of micro enterprises and small enterprises	-	-	-	-
	(ii) Total outstanding dues of creditors other than micro enterprises and small enterprises	7.64	10.83	7.85	11.65
	Debt securities	13751.20	14692.94	16963.51	17264.83
	Borrowings (Other than debt securities)	7363.11	6860.05	10542.96	10556.34
	Deposits	4219.73	4154.55	6221.00	6001.38
	Subordinated liabilities	2501.24	2505.87	2634.11	2638.52
	Other financial liabilities	391.01	398.24	447.59	462.46
	<b>Sub-total - Financial liabilities</b>	<b>28323.23</b>	<b>28691.53</b>	<b>36945.73</b>	<b>37023.94</b>
<b>2</b>	<b>Non-Financial liabilities</b>				
	Provisions	42.76	24.11	76.11	47.70
	Other non-financial liabilities	28.44	24.66	43.28	37.69
	<b>Sub-total - Non-Financial liabilities</b>	<b>71.20</b>	<b>48.77</b>	<b>119.39</b>	<b>85.39</b>
<b>3</b>	<b>Equity</b>				
	Equity share capital	111.10	111.10	110.19	110.18
	Other equity	6781.99	6068.36	8684.64	7620.07
	Non Controlling Interest	-	-	2294.08	1720.25
	<b>Sub-total - Equity</b>	<b>6893.09</b>	<b>6179.46</b>	<b>11088.91</b>	<b>9450.50</b>
	<b>TOTAL - LIABILITIES AND EQUITY</b>	<b>35287.52</b>	<b>34919.76</b>	<b>48154.03</b>	<b>46559.83</b>



M.



**Statement of Cash flow for the year ended 31.03.2022**

(₹ in crores)

Particulars	Standalone		Standalone		Consolidated		Consolidated		
	2021-22		2020-21		2021-22		2020-21		
	Audited		Audited		Audited		Audited		
<b>A. CASH FLOW FROM OPERATING ACTIVITIES:</b>									
Profit before tax	1176.90		1056.30		1416.63		1329.58		
Add: Finance costs	1700.11	2877.01	2030.73	3087.03	2236.20	3652.83	2659.39	3988.97	
Depreciation and Amortisation expense		72.64		70.25		101.17		92.97	
Impairment on financial instruments		318.52		316.06		409.93		368.29	
(Gain)/loss on sale of property, plant and equipment		(4.77)		(2.36)		(6.84)		(2.13)	
Share-based payment expense		2.09		1.19		2.50		1.51	
Derivatives MTM		-		-		-		0.80	
Exchange loss on foreign currency translations		-		-		-		0.55	
Net gain on fair value changes		(77.92)		(130.65)		(106.82)		(164.18)	
Profit or loss recognised and reversed on account of loss of control						4.98		-	
Dividend income		(94.02)		(63.07)		(17.43)		(4.50)	
<b>OPERATING PROFIT BEFORE WORKING CAPITAL CHANGES</b>		<b>3093.55</b>		<b>3278.45</b>		<b>4040.32</b>		<b>4282.28</b>	
(Increase) Decrease in Leased assets - net of sales		(76.81)		(38.54)		(76.81)		(38.54)	
(Increase) Decrease in Bank deposits		(110.00)		(76.40)		(101.27)		(14.92)	
(Increase) Decrease in SLR Investments (net)		187.07		101.72		187.07		101.72	
(Increase)/ Decrease in trade and other receivables		1.66		0.82		13.29		(17.45)	
(Increase)/ Decrease in Loans		661.99		(1613.86)		281.82		(1296.09)	
(Increase)/ Decrease in Other financial assets		(21.88)		(25.72)		32.47		(87.02)	
(Increase)/ Decrease in Non-financial assets		(14.95)		(7.98)		16.04		0.96	
(Increase)/ Decrease in Other non-financial assets		(164.85)		(115.64)		(163.29)		(70.50)	
Increase/ (Decrease) in trade and other payables		34.05		(10.43)		58.09		(19.11)	
Increase/ (Decrease) in financial liabilities		(44.56)		16.75		(50.84)		83.39	
Increase/ (Decrease) in other non-financial liabilities and provisions		14.09	465.81	1.29	(1767.99)	25.37	221.94	8.06	(1349.50)
Cash generated from Operations			3559.36		1510.46		4262.26		2932.78
Finance cost paid	(1593.78)			(1520.21)		(2127.43)		(2169.22)	
Income Tax Paid	(173.00)	(1766.78)	(241.50)	(1761.71)	(272.63)	(2400.06)	(314.05)	(2483.27)	
<b>NET CASH FROM / (USED IN) OPERATING ACTIVITIES (A)</b>		<b>1792.58</b>		<b>(251.25)</b>		<b>1862.20</b>		<b>449.51</b>	








**Statement of Cash flow for the year ended 31.03.2022**

(₹ in crores)

Particulars	Standalone	Standalone	Consolidated	Consolidated
	2021-22	2020-21	2021-22	2020-21
	Audited	Audited	Audited	Audited
<b>B. CASH FLOW FROM INVESTING ACTIVITIES:</b>				
Purchase and construction of property, plant and equipment	(20.72)	(6.79)	(28.06)	(11.28)
Purchase and construction of investment properties	(1.25)	(0.05)		
Purchase and generation of intangible assets	(1.23)	(1.15)	(248.42)	(3.43)
Purchase of investment in Equity instruments	(147.63)	-	(413.18)	-
Sale of investment in Equity instruments	-	-	184.17	0.02
Purchase of other investments	(14766.66)	(14937.13)	(15095.48)	(20010.98)
Sale of other investments	13700.72	14948.07	13873.41	19752.15
Proceeds from sale of property, plant and equipment, intangible assets and investment property	12.51	15.62	-	-
Payment for purchase and construction of investment properties	-	-	0.66	(0.05)
Proceeds from sale of property, plant and equipment, intangible assets and investment property	-	-	12.96	17.81
Dividend received	94.02	63.07	35.78	13.14
<b>NET CASH (USED IN) / FROM INVESTING ACTIVITIES (B)</b>	<b>(1130.24)</b>	<b>81.64</b>	<b>(1678.16)</b>	<b>(242.62)</b>
<b>C. CASH FLOW FROM FINANCING ACTIVITIES:</b>				
Payment of Lease Liability	(15.23)	(15.84)	(32.42)	(29.91)
Debt securities, deposits, sub-ordinated liabilities and other borrowings				
Availment	14493.37	17110.90	14865.14	21465.63
Repayment	(14987.08)	(16675.40)	(15032.63)	(21386.35)
Proceeds from Rights Issue(net of expenses)	-	-	201.93	-
Dividend Paid	(177.77)	(166.66)	(201.59)	(171.14)
Proceeds from settlement of derivative	-	-	-	(0.02)
<b>NET CASH (USED IN) / FROM FINANCING ACTIVITIES (C)</b>	<b>(686.71)</b>	<b>253.00</b>	<b>(199.57)</b>	<b>(121.79)</b>
<b>NET (DECREASE) / INCREASE IN CASH AND CASH EQUIVALENTS (A)+(B)+(C)</b>	<b>(24.37)</b>	<b>83.39</b>	<b>(15.53)</b>	<b>85.10</b>
CASH AND CASH EQUIVALENTS AT THE BEGINNING OF THE YEAR	102.38	18.99	149.50	64.40
CASH AND CASH EQUIVALENTS AT THE END OF THE YEAR	<b>78.01</b>	<b>102.38</b>	<b>133.97</b>	<b>149.50</b>
<b>COMPONENTS OF CASH AND CASH EQUIVALENTS AT THE END OF THE YEAR</b>				
Cash and cash equivalents	69.92	72.71	77.50	85.49
Balances with Banks	8.09	29.67	56.47	64.01
	<b>78.01</b>	<b>102.38</b>	<b>133.97</b>	<b>149.50</b>





**SUNDARAM FINANCE**  
Enduring values. New age thinking.

Segment Information in respect of Audited Consolidated Results

(₹ in crores)

	Year ended	
	31.03.2022	31.03.2021
<b>Business Segments</b>	Audited	
<b>1. Segment Revenue</b>		
a) Asset Financing	4656.10	4855.68
b) Others	579.43	513.91
	<b>5235.53</b>	<b>5369.59</b>
Less: Inter Segment Revenue	127.16	121.93
<b>Total</b>	<b>5108.37</b>	<b>5247.66</b>
<b>2. Segment Results</b>		
a) Asset Financing	1330.63	1226.25
b) Others	183.63	156.00
<b>Total</b>	<b>1514.26</b>	<b>1382.25</b>
Less: Inter Segment adjustments	90.38	90.94
Add: Unallocable corporate income net of expenses	(7.24)	38.27
<b>Profit Before Tax</b>	<b>1416.63</b>	<b>1329.58</b>
<b>Segment assets</b>		
a) Asset Financing	42704.91	42102.42
b) Others	5827.18	4811.43
<b>Total Segment assets</b>	<b>48532.09</b>	<b>46913.85</b>
Less: Inter Segment Assets	1697.77	1412.59
Add: Unallocable corporate assets	1319.71	1058.57
<b>Total Assets</b>	<b>48154.03</b>	<b>46559.83</b>
<b>Segment Liabilities</b>		
a) Asset Financing	36988.61	37009.91
b) Others	227.82	117.79
<b>Total Segment Liabilities</b>	<b>37216.43</b>	<b>37127.70</b>
Less: Inter Segment Liabilities	151.31	18.37
<b>Total Liabilities</b>	<b>37065.12</b>	<b>37109.33</b>



*Handwritten signature*

**B. K. Khare & Co.**  
Chartered Accountants  
706-708, Sharda Chambers  
New Marine Lines  
Mumbai 400020

**N. C. Rajagopal & Co**  
Chartered Accountants  
No.22 Krishnaswamy Avenue,  
Luz Church Road,  
Mylapore,  
Chennai – 600 004

## **Independent auditor's report**

To

The Board of Directors of  
Sundaram Finance Limited

### **Report on the audit of the Standalone Financial Results**

#### **Opinion**

1. We have audited the accompanying Statement of Standalone Financial Results of Sundaram Finance Limited ("the Company") for the quarter and year ended 31 March 2022 ("the Statement"), being submitted by the Company pursuant to the requirements of Regulations 33 and 52 of the SEBI (Listing Obligations and Disclosure Requirements) Regulations, 2015, as amended ("Listing Regulations").
2. In our opinion and to the best of our information and according to the explanations given to us, the aforesaid Statement:
  - 2.1. is presented in accordance with the requirements of the Regulations 33 and 52 of the SEBI (Listing Obligations and Disclosure Requirements) Regulations, 2015, in this regard; and
  - 2.2. gives a true and fair view in conformity with the recognition and measurement principles laid down in the applicable Indian Accounting Standards ("Ind AS") and other accounting principles generally accepted in India, of the net profit and other comprehensive income and other financial information for the quarter and year ended 31 March 2022.

#### **Basis for Opinion**

3. We conducted our audit in accordance with the Standards on Auditing ("SAs") specified under Section 143(10) of the Companies Act, 2013 ("the Act"). Our responsibilities under those SAs are further described in the Auditor's Responsibilities for the Audit of the Standalone Financial Results section of our report. We are independent of the Company in accordance with the Code of Ethics issued by the Institute of Chartered Accountants of India together with the ethical requirements that are relevant to our audit of the financial statements under the provisions of the Act and the rules thereunder, and we have fulfilled our other ethical responsibilities in accordance with these requirements and the Code of Ethics. We believe that the audit evidence obtained is sufficient and appropriate to provide a basis for our opinion.



**B. K. Khare & Co.**  
Chartered Accountants  
706-708, Sharda Chambers  
New Marine Lines  
Mumbai 400020


**N. C. Rajagopal & Co**  
Chartered Accountants  
No.22 Krishnaswamy Avenue,  
Luz Church Road,  
Mylapore,  
Chennai – 600 004

#### **Management's Responsibilities for the Standalone Financial Results**

4. This Statement which includes the Standalone Financial Results is the responsibility of the Company's Board of Directors and has been approved by them. The Statement has been compiled from the related Audited Standalone Financial Statements as at and for the year ended March 31, 2022 and interim financial information for the quarter ended March 31, 2022. This responsibility includes the preparation and presentation of the Financial Results for the quarter and year ended March 31, 2022 that give a true and fair view of the net profit and total comprehensive income and other financial information in accordance with the recognition and measurement principles laid down in the Indian Accounting Standards prescribed under Section 133 of the Act read with relevant rules issued thereunder and other accounting principles generally accepted in India and in compliance with Regulation 33 and Regulation 52 of the Listing regulations. This responsibility also includes maintenance of adequate accounting records in accordance with the provisions of the Act for safeguarding of the assets of the Company and for preventing and detecting frauds and other irregularities; selection and application of appropriate accounting policies; making judgments and estimates that are reasonable and prudent; and the design, implementation and maintenance of adequate internal financial controls that were operating effectively for ensuring the accuracy and completeness of the accounting records, relevant to the preparation and presentation of the Standalone Financial Results that give a true and fair view and are free from material misstatement, whether due to fraud or error.
5. In preparing the Statement, the Board of Directors are responsible for assessing the Company's ability to continue as a going concern, disclosing, as applicable, matters related to going concern and using the going concern basis of accounting unless the Board of Directors either intends to liquidate the Company or to cease operations, or has no realistic alternative but to do so.
6. The Board of Directors are also responsible for overseeing the Company's financial reporting process.

#### **Auditor's Responsibilities for the Audit of the Standalone Financial Results**


7. Our objectives are to obtain reasonable assurance about whether the Statement as a whole is free from material misstatement, whether due to fraud or error, and to issue an auditor's report that includes our opinion. Reasonable assurance is a high level of assurance but is not a guarantee that an audit conducted in accordance with SAs will always detect a material misstatement when it exists. Misstatements can arise from fraud or error and are considered material if, individually or in the aggregate, they could reasonably be expected to influence the economic decisions of users taken on the basis of the Statement.



**B. K. Khare & Co.**  
Chartered Accountants  
706-708, Sharda Chambers  
New Marine Lines  
Mumbai 400020

**N. C. Rajagopal & Co**  
Chartered Accountants  
No.22 Krishnaswamy Avenue,  
Luz Church Road,  
Mylapore,  
Chennai – 600 004

8. As part of an audit in accordance with SAs, we exercise professional judgment and maintain professional scepticism throughout the audit. We also:
- 8.1. Identify and assess the risks of material misstatement of the Statement, whether due to fraud or error, design and perform audit procedures responsive to those risks, and obtain audit evidence that is sufficient and appropriate to provide a basis for our opinion. The risk of not detecting a material misstatement resulting from fraud is higher than for one resulting from error, as fraud may involve collusion, forgery, intentional omissions, misrepresentations, or the override of internal control.
  - 8.2. Obtain an understanding of internal control relevant to the audit in order to design audit procedures that are appropriate in the circumstances. Under Section 143(3)(i) of the Act, we are also responsible for expressing our opinion through a separate report on the complete set of standalone financial statements on whether the Company has adequate internal financial controls with reference to standalone financial statements in place and the operating effectiveness of such controls.
  - 8.3. Evaluate the appropriateness of accounting policies used and the reasonableness of accounting estimates and related disclosures made by the Board of Directors. Conclude on the appropriateness of the Board of Directors' use of the going concern basis of accounting and, based on the audit evidence obtained, whether a material uncertainty exists related to events or conditions that may cast significant doubt on the Company's ability to continue as a going concern. If we conclude that a material uncertainty exists, we are required to draw attention in our auditors' report to the related disclosures in the Statement or, if such disclosures are inadequate, to modify our opinion. Our conclusions are based on the audit evidence obtained up to the date of our auditors' report. However, future events or conditions may cause the Company to cease to continue as a going concern.
  - 8.4. Evaluate the overall presentation, structure and content of the Standalone Financial Results, including the disclosures, and whether the Standalone Financial Results represent the underlying transactions and events in a manner that achieves fair presentation.
  - 8.5. Obtain sufficient appropriate audit evidence regarding the Standalone Financial Results of the Company to express an opinion on the Standalone Financial Results.
  - 8.6. Materiality is the magnitude of misstatements in the Standalone Financial Results that, individually or in aggregate, makes it probable that the economic decisions of a reasonably knowledgeable user of the Standalone Financial Results may be influenced. We consider quantitative materiality and qualitative factors in (i) planning the scope of our audit work and in evaluating the results of our work; and (ii) evaluate the effect of any identified misstatements in the Standalone Financial Results.



**B. K. Khare & Co.**  
Chartered Accountants  
706-708, Sharda Chambers  
New Marine Lines  
Mumbai 400020

**N. C. Rajagopal & Co**  
Chartered Accountants  
No.22 Krishnaswamy Avenue,  
Luz Church Road,  
Mylapore,  
Chennai – 600 004

8.7. We communicate with those charged with governance regarding, among other matters, the planned scope and timing of the audit and significant audit findings, including any significant deficiencies in internal control that we identify during our audit.

8.8. We also provide those charged with governance with a statement that we have complied with relevant ethical requirements regarding independence, and to communicate with them all relationships and other matters that may reasonably be thought to bear on our independence, and where applicable, related safeguards.

**Other matters**

9. Attention is drawn to the fact that the audited standalone financial results of the Company for the quarter and year ended 31 March 2021 were audited by erstwhile auditors whose report dated 28 May 2021, expressed an unmodified opinion on those audited standalone financial results and the standalone financial statements. Our opinion is not modified in respect of this matters.

10. The Statement includes the results for the quarter ended 31 March 2022 being the balancing figure between the audited figures in respect of the full financial year and the published unaudited year to date figures up to the third quarter of the current financial year which were subject to limited review by us.

Our opinion on the Statement is not modified in respect of this matter.

For B. K. Khare & Co.  
Chartered Accountants  
Firm Registration Number - 105102W

Padmini Khare Kaicker  
Partner

Membership Number: 044784  
UDIN: 22044784AJNYMQ3583

Place: Mumbai

Date: 25<sup>th</sup> May, 2022




For N. C. Rajagopal & Co  
Chartered Accountants  
Firm Registration Number - 0033985

V. Chandrasekaran  
Partner

Membership No. 024844  
UDIN: 22024844AJOEUX6544

Place: Chennai

Date: 25<sup>th</sup> May, 2022



**B. K. Khare & Co.**  
Chartered Accountants  
706-708, Sharda Chambers  
New Marine Lines  
Mumbai 400020

**N. C. Rajagopal & Co**  
Chartered Accountants  
No.22 Krishnaswamy Avenue,  
Luz Church Road,  
Mylapore,  
Chennai – 600 004

**Independent auditor's report**

To  
The Board of Directors of  
Sundaram Finance Limited

**Report on the audit of the Consolidated Financial Results**

**Opinion**

1. We have audited the accompanying statement of Consolidated Financial Results of Sundaram Finance Limited ("the Parent" or "the Company") and its controlled structure entities (the parent and its controlled structured entities together referred to as "the Group"), for the quarter and year ended 31 March 2022 ("the Statement"), being submitted by the Parent pursuant to the requirements of Regulations 33 and 52 of the SEBI (Listing Obligations and Disclosure Requirements) Regulations, 2015, as amended ("Listing Regulations").
2. In our opinion and to the best of our information and according to the explanations given to us, and based on the consideration of the audit reports of other auditors on separate financial statements of the subsidiaries and its controlled structure entities referred to in Other Matters section below, the Consolidated Financial Results for the year ended 31 March 2022.
  - 2.1. includes the results of the following entities:

Name of the Entity	Relationship
Sundaram Finance Holdings Limited	Subsidiary Company
Sundaram Home Finance Limited	Subsidiary Company
Sundaram Asset Management Company	Subsidiary Company
Sundaram Trustee Company Limited	Subsidiary Company
LGF Services Limited	Subsidiary Company
Sundaram Fund Services Limited	Subsidiary Company
Sundaram Finance Employee Welfare Trust	Subsidiary Company
Royal Sundaram General Insurance Company Limited	Joint Ventures

- 1.1. is presented in accordance with the requirements of Regulations 33 and 52 of the SEBI (Listing Obligation and Disclosure Requirements) Regulation, 2015 as amended; and
- 1.2. gives a true and fair view, in conformity with the recognition and measurement principles laid down in the Indian Accounting Standards ("Ind AS"), and other accounting principles generally accepted in India, of the Consolidated net profit and other comprehensive income and other financial information of the Group for the quarter ended and for the year ended 31 March 2022.



**B. K. Khare & Co.**  
Chartered Accountants  
706-708, Sharda Chambers  
New Marine Lines  
Mumbai 400020

**N. C. Rajagopal & Co**  
Chartered Accountants  
No.22 Krishnaswamy Avenue,  
Luz Church Road,  
Mylapore,  
Chennai – 600 004

### **Basis for Opinion**


2. We conducted our audit in accordance with the Standards on Auditing (“SAs”) specified under section 143(10) of the Companies Act, 2013 (“the Act”). Our responsibilities under those SAs are further described in the Auditor’s Responsibilities for the Audit of the Consolidated Financial Results section of our report. We are independent of the Group, in accordance with the Code of Ethics issued by the Institute of Chartered Accountants of India together with the ethical requirements that are relevant to our audit of the Consolidated financial results under the provisions of the Act, and the rules there under, and we have fulfilled our other ethical responsibilities in accordance with these requirements and the Code of Ethics. We believe that the audit evidence obtained by us and other auditors in terms of their reports referred to in “Other Matter” paragraph below, is sufficient and appropriate to provide a basis for our opinion.

### **Management’s Responsibilities for the Consolidated Financial Results**

3. This Statement which includes the Consolidated Financial Results is the responsibility of the Parent’s Board of Directors and has been approved by them for the issuance. The Statement has been compiled from the related Audited Consolidated Financial Results as at and for the year ended March 31, 2022 and interim financial information for the quarter ended March 31, 2022. This responsibility includes the preparation and presentation of the Consolidated Financial Results for the quarter and year ended March 31, 2022 that give a true and fair view of the net profit and total comprehensive income and other financial information in accordance with the recognition and measurement principles laid down in the Indian Accounting Standards prescribed under Section 133 of the Act read with relevant rules issued there under and other accounting principles generally accepted in India and in compliance with Regulation 33 and Regulation 52 of the Listing regulations.

The respective Board of Directors of the companies included in the Group, responsible for maintenance of adequate accounting records in accordance with the provisions of the Act for safeguarding the assets of the Group and for preventing and detecting frauds and other irregularities; selection and application of appropriate accounting policies; making judgments and estimates that are reasonable and prudent; and the design, implementation and maintenance of adequate internal financial controls, that were operating effectively for ensuring the accuracy and completeness of the accounting records, relevant to the preparation and presentation of the respective financial results that give a true and fair view and are free from material misstatement, whether due to fraud or error, which have been used for the purpose of preparation of this Consolidated Financial Results by the Directors of the Parent, as aforesaid.

4. In preparing the Statement, the respective Board of Directors of the Companies included in the Group are responsible for assessing the ability of the respective entities to continue as a going concern, disclosing, as applicable, matters related to going concern and using the going concern basis of accounting unless the respective Board of Directors either intends to liquidate their respective entities or to cease operations, or has no realistic alternative but to do so.





**B. K. Khare & Co.**  
Chartered Accountants  
706-708, Sharda Chambers  
New Marine Lines  
Mumbai 400020

**N. C. Rajagopal & Co**  
Chartered Accountants  
No.22 Krishnaswamy Avenue,  
Luz Church Road,  
Mylapore,  
Chennai – 600 004

5. The respective Board of Directors of the Companies included in the Group are responsible for overseeing the financial reporting process of the Group.

**Auditor's Responsibilities for the Audit of the Consolidated Financial Results**

6. Our objectives are to obtain reasonable assurance about whether the Statement as a whole is free from material misstatement, whether due to fraud or error, and to issue an auditor's report that includes our opinion. Reasonable assurance is a high level of assurance but is not a guarantee that an audit conducted in accordance with SAs will always detect a material misstatement when it exists. Misstatements can arise from fraud or error and are considered material if, individually or in the aggregate, they could reasonably be expected to influence the economic decisions of users taken on the basis of the Statement.
7. As part of an audit in accordance with SAs, we exercise professional judgment and maintain professional scepticism throughout the audit. We also:
- 7.1. Identify and assess the risks of material misstatement of the Statement, whether due to fraud or error, design and perform audit procedures responsive to those risks, and obtain audit evidence that is sufficient and appropriate to provide a basis for our opinion. The risk of not detecting a material misstatement resulting from fraud is higher than for one resulting from error, as fraud may involve collusion, forgery, intentional omissions, misrepresentations, or the override of internal control.
- 7.2. Obtain an understanding of internal control relevant to the audit in order to design audit procedures that are appropriate in the circumstances, Under Section 143(3)(i) of the Act, we are also responsible for expressing our opinion through a separate report on the complete set of Consolidated financial results on whether the Group has adequate internal financial controls with reference to Consolidated financial results in place and the operating effectiveness of such controls.
- 7.3. Evaluate the appropriateness of accounting policies used and the reasonableness of accounting estimates and related disclosures made by the Board of Directors. Conclude on the appropriateness of the Board of Directors' use of the going concern basis of accounting and, based on the audit evidence obtained, whether a material uncertainty exists related to events or conditions that may cast significant doubt on the Group ability to continue as a going concern. If we conclude that a material uncertainty exists, we are required to draw attention in our auditors' report to the related disclosures in the Statement or, if such disclosures are inadequate, to modify our opinion. Our conclusions are based on the audit evidence obtained up to the date of our auditors' report. However, future events or conditions may cause the Group to cease to continue as a going concern.
- 7.4. Evaluate the overall presentation, structure and content of the Statement, including the disclosures, and whether the Statement represents the underlying transactions and events in a manner that achieves fair presentation.



**B. K. Khare & Co.**  
Chartered Accountants  
706-708, Sharda Chambers  
New Marine Lines  
Mumbai 400020


**N. C. Rajagopal & Co**  
Chartered Accountants  
No.22 Krishnaswamy Avenue,  
Luz Church Road,  
Mylapore,  
Chennai – 600 004

- 7.5. Obtain sufficient appropriate audit evidence regarding the structurally controlled entities within the Group to express an opinion on the Statement. We are responsible for the direction, supervision and performance of the audit of financial information of such entities included in the Statement of which we are the independent auditors. For the other entities included in the Statement, which have been audited by other auditors, such other auditors remain responsible for the direction, supervision and performance of the audits carried out by them. We remain solely responsible for our audit opinion.
- 7.6. Materiality is the magnitude of misstatements in the Consolidated Financial Results that, individually or in aggregate, makes it probable that the economic decisions of a reasonably knowledgeable user of the Consolidated Financial Results may be influenced. We consider quantitative materiality and qualitative factors in (i) planning the scope of our audit work and in evaluating the results of our work; and (ii) to evaluate the effect of any identified misstatements in the Consolidated Financial Results.
- 7.7. We communicate with those charged with governance of the Parent Company and such other entities included in the Statement of which we are the independent auditors regarding, among other matters, the planned scope and timing of the audit and significant audit findings, including any significant deficiencies in internal control that we identify during our audit
- 7.8. We also provide those charged with governance with a statement that we have complied with relevant ethical requirements regarding independence, and to communicate with them all relationships and other matters that may reasonably be thought to bear on our independence, and where applicable, related safeguards.
- 7.9. We also performed procedures in accordance with the circular issued by the SEBI under Regulations 33(8) and 52 of the Listing Regulations, as amended, to the extent applicable.

#### **Other Matters**

8. We did not audit the financial statements / financial information of 11 subsidiaries (including 8 step down subsidiaries), whose financial statements / financial information reflect total assets of Rs.13,934 Crores as at 31st March, 2022, total revenues of Rs.1,369 Crores and net cash Inflow amounting to Rs.9 Crores for the year ended on that date, as considered in the Consolidated financial results. The audited Consolidated financial results also include the Group's share of net Profit after tax of Rs. 402 Crores and total comprehensive income/loss of Rs.726 Crores for the year ended 31 March 2022 respectively, these financial results have been audited by other auditors whose reports have been furnished to us by the Management and our conclusion on the Statement, in so far as it relates to the amounts and disclosures included in respect of these subsidiaries and associates, is based solely on the reports of the other auditors and the procedures performed by us as stated in paragraph 3 above.

Our opinion on the Statement is not modified in respect of the above matters with respect to our reliance on the work done and the reports of the other auditor.



**B. K. Khare & Co.**  
Chartered Accountants  
706-708, Sharda Chambers  
New Marine Lines  
Mumbai 400020

**N. C. Rajagopal & Co**  
Chartered Accountants  
No.22 Krishnaswamy Avenue,  
Luz Church Road,  
Mylapore,  
Chennai – 600 004

9. Attention is drawn to the fact that the audited Consolidated Financial Results of the group for the quarter and year ended 31 March 2021 were audited by erst while auditors whose report dated 28May 2021, expressed an unmodified opinion on those audited Consolidated financial results. Our opinion is not modified in respect of this matter.
10. The Statement includes the results for the quarter ended 31 March 2022 being the balancing figure between the audited figures in respect of the full financial year and the published unaudited year to date figures up to the third quarter of the current financial year which were subject to limited review by us.

**For B. K. Khare & Co.**  
Chartered Accountants  
Firm Registration Number - 105102W

**Padmini Khare Kaicker**  
Partner  
Membership Number: 044784  
UDIN:22044784AJNYPB7343  
Place: Mumbai  
Date: 25<sup>th</sup> May, 2022



**For N. C. Rajagopal & Co**  
Chartered Accountants  
Firm Registration Number - 003398S

**V. Chandrasekaran**  
Partner  
Membership No. 024844  
UDIN: 22024844AJOFYK7371  
Place: Chennai  
Date: 25<sup>th</sup> May, 2022



Disclosure in Compliance with regulation 52 (4) of the SEBI (Listing Obligations and Disclosure requirements) Regulations, 2015 as amended, for the Quarter and Year ended 31.03.2022

Particulars	Standalone				Annexure Consolidated			
	Quarter ended		Year ended		Year ended		Year ended	
	31.03.2022	31.12.2021	31.03.2021	31.03.2021	31.03.2022	31.03.2021	31.03.2022	31.03.2021
a) Debt Equity Ratio	4.05	4.04	4.57	4.57	4.05	4.57	4.14	4.73
b) Debt Service coverage ratio	N/A	N/A	N/A	N/A	N/A	N/A	N/A	N/A
c) Interest Service coverage ratio	N/A	N/A	N/A	N/A	N/A	N/A	N/A	N/A
d) Outstanding redeemable preference shares (quantity and value)	N/A	N/A	N/A	N/A	N/A	N/A	N/A	N/A
e) Capital redemption reserve/Debt redemption reserve	N/A	N/A	N/A	N/A	N/A	N/A	N/A	N/A
f) Networth (₹ in Cr.)	6893.09	6709.46	6179.46	6179.46	6893.09	6179.46	8794.83	7730.25
g) Net Profit after tax (₹ in Cr.)	298.80	202.38	209.21	209.21	903.41	809.05	1296.24	1223.00
h) Earnings per Equity Share (Basic & Diluted) (₹) (not annualised for the quarters)	26.89	18.22	18.83	18.83	81.31	72.82	106.48	105.74
i) Current ratio	N/A	N/A	N/A	N/A	N/A	N/A	N/A	N/A
j) Long term debt to working capital	N/A	N/A	N/A	N/A	N/A	N/A	N/A	N/A
k) Bad debts to Account Receivable ratio (not annualised)	0.31%	0.38%	0.17%	0.17%	0.86%	0.61%	1.02%	0.57%
l) Current Liability ratio	N/A	N/A	N/A	N/A	N/A	N/A	N/A	N/A
m) Total Debts to Total Assets	79.03%	78.91%	80.90%	80.90%	79.03%	80.90%	75.67%	78.45%
n) Debtors Turnover	N/A	N/A	N/A	N/A	N/A	N/A	N/A	N/A
o) Inventory Turnover	N/A	N/A	N/A	N/A	N/A	N/A	N/A	N/A
p) Operating Margin (%)	56.28%	56.46%	49.90%	49.90%	56.07%	48.64%	56.22%	49.32%
q) Net profit margin (%)	31.80%	21.12%	21.62%	21.62%	23.34%	20.46%	25.37%	23.31%
r) Sector Specific Equivalent ratios:								
1. Gross Stage 3 Loans	2.19%	3.39%	1.84%	1.84%	2.19%	1.84%	2.39%	2.46%
2. Net Stage 3 Loans	1.07%	2.09%	1.01%	1.01%	1.07%	1.01%	1.19%	1.03%
3. Capital Adequacy Ratio	24.16%	23.58%	22.06%	22.06%	24.16%	22.06%	-	-

Note:

Bad Debts to Account Receivable ratio

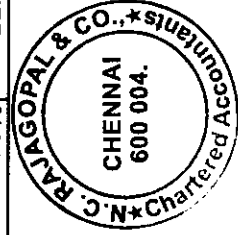
Bad debts / Average Loans

Revenue from Operations less Finance Cost

Revenue from Operations

Profit after Tax / Revenue from Operations

B.K. KHAR  
Chartered Accountant



N/A

Partners:

G.N. GOPALARATHNAM, B.Sc., F.C.A., DISA  
V. ANANTHARAMAN, B.Com., F.C.A.  
M.V. RENGARAJAN, N.D.COM., F.C.A.  
SUMITHRA RAVICHANDRAN, B.Sc., F.C.A.



V. CHANDRASEKARAN, B.Com., F.C.A.  
N. SUNDAR, B.Sc., F.C.A., DISA  
N.C. VIJAYKUMAR, B.Com., F.C.A., DISA  
ARJUN .S, B.Com., F.C.A.

Ref:

Date:

**Certificate for Security Cover in respect of Secured Listed Debt Securities of  
Sundaram Finance Ltd**

Based on examination of books of accounts and other relevant records/documents maintained by Sundaram Finance Ltd (The Company), having its office at 21, Patullos Road, Chennai 600 002 for the year ended 31<sup>st</sup> March 2022, we hereby certify that:

- a) The listed entity has vide its Board Resolution and information memorandum/ offer document and under various Debenture Trust Deeds, has issued the following secured listed debt securities:

ISIN	Private Placement/Public Issue	Secured/ Unsecured	Sanctioned Amount
Refer Annexure A			

b) **Security Cover for secured listed debt securities:**

- i. The financial information as on 31-03-2022 has been extracted from the books of accounts for the year ended 31<sup>st</sup> March 2022 and other relevant records of the listed entity.
- ii. The assets of the listed entity provide coverage of 1.02 times of the interest and principal amount, which is in accordance with the terms of issue/ debenture trust deed (calculation as per statement of security cover ratio for the Secured debt securities - Table – I)
- iii. The total assets of the listed entity provide coverage of 1.98 times of the principal, which is in accordance with the terms of issue (calculation as per statement of security coverage ratio available for the unsecured debt securities - Table – II) (as per requirement of Regulation 54 read with Regulation 56(1)(d) of LODR Regulations).



**Table I**

Sr No	Particulars		Amount (Rs. In lakhs)
i	Total assets available for Secured Debt Securities – (secured by either pari passu or exclusive charge on assets) (mention the share of Debt Securities’ charge holders)	A	13,06,395.75
	<ul style="list-style-type: none"> <li>• Property Plant &amp; Equipment (Fixed assets) - movable / immovable property etc</li> </ul>		2.78
	<ul style="list-style-type: none"> <li>• Loans /advances given (net of provisions, NPAs and sell down portfolio), Debt Securities, other credit extended etc</li> </ul>		13,06,392.97
	<ul style="list-style-type: none"> <li>• Receivables including interest accrued on Term loan/ Debt Securities etc</li> </ul>		-
	<ul style="list-style-type: none"> <li>• Investment(s)</li> </ul>		-
	<ul style="list-style-type: none"> <li>• Cash and cash equivalents and other current / Non-current assets</li> </ul>		-
ii	Total borrowing through issue of secured Debt Securities (secured by either pari passu or exclusive charge on assets)	B	12,77,462.68
	<ul style="list-style-type: none"> <li>• Debt Securities (Provide details as per table below)</li> </ul>		
	<ul style="list-style-type: none"> <li>• IND - AS adjustment for effective Interest rate on secured Debt Securities</li> </ul>		-
	<ul style="list-style-type: none"> <li>• Interest accrued/payable on secured Debt Securities</li> </ul>		-
iii	Security Coverage Ratio (100% or higher as per the terms of offer document/information memorandum/ debenture trust deed)	A/B	102.26%

**ISIN wise details**

S No	ISIN	Facility	Type of Charge	Sanctioned Amount	Outstanding Amount (As on DD-MM- YYYY)	Cover Required	Security Required
Refer Annexure B							



**Table II**

Sr No	Particulars		Amount (Rs. In Lakhs)
i	Net assets of the listed entity available for unsecured lenders (Property Plant & Equipment )(excluding intangible assets & prepaid expenses)+ Investments+ Cash & Bank Balances+ Other current/Non-Current assets excluding deferred tax assets (-) Total assets available for secured lenders/creditors on pari passu/exclusive charge basis under the above heads (-) unsecured current / non-current liabilities (-) interest accrued/ payable on unsecured borrowings	A	12,02,836.92
ii	Total Borrowings (unsecured)	B	6,07,194.88
	Term loan		-
	Non-convertible Debt Securities		2,50,124.16
	CC / OD Limits		1,541.79
	Other Borrowings		3,55,528.93
	IND - AS adjustment for effective Interest rate on unsecured borrowings		-
iii	Security Coverage Ratio (100% or higher as per the terms of Offer Document/Information Memorandum/ Debenture Trust Deed)	A/B	198.10%

**c) Compliance of all the covenants/terms of the issue in respect of secured listed debt securities of the listed entity**

We have examined the compliances made by the listed entity in respect of the covenants/terms of the issue of the secured listed debt securities (NCD's) and certify that such covenants/terms of the issue have been complied by the listed entity.

This certificate is being issued to enable the Company to comply with the terms and conditions prescribed in the Debenture Trust Deed executed in favour of IDBI Trusteeship Services Ltd.

Place: Chennai  
Date: 24-05-2022

For N.C.Rajagopal & Co.,  
Chartered Accountants  
Firm Regn. No. – 003398S  
  
Arjun S  
(Partner)  
Membership No. 230448  
UDIN: 22230448AJNUQZ4100



**Annexure - A****Non Convertible Debentures outstanding as on 31st March 2022:**


			Rs. in Lakhs
S.No	ISIN	Secured / Unsecured	Sanctioned Amount (Face value)
1	INE660A07PR2	Secured	67,130.00
2	INE660A07PV4	Secured	43,340.00
3	INE660A07QA6	Secured	30,000.00
4	INE660A07QB4	Secured	15,000.00
5	INE660A07QD0	Secured	21,600.00
6	INE660A07QE8	Secured	75,000.00
7	INE660A07QF5	Secured	50,000.00
8	INE660A07QG3	Secured	30,000.00
9	INE660A07QH1	Secured	25,000.00
10	INE660A07QI9	Secured	50,000.00
11	INE660A07QJ7	Secured	1,17,500.00
12	INE660A07QK5	Secured	50,000.00
13	INE660A07QL3	Secured	30,000.00
14	INE660A07QM1	Secured	60,000.00
15	INE660A07QN9	Secured	20,000.00
16	INE660A07QO7	Secured	7,500.00
17	INE660A07QP4	Secured	18,500.00
18	INE660A07QQ2	Secured	30,000.00
19	INE660A07QR0	Secured	25,000.00
20	INE660A07QS8	Secured	25,000.00
21	INE660A07QU4	Secured	55,000.00
22	INE660A07QV2	Secured	75,000.00
23	INE660A07QW0	Secured	40,000.00
24	INE660A07QX8	Secured	25,000.00
25	INE660A07QY6	Secured	30,000.00
26	INE660A07QZ3	Secured	40,000.00
27	INE660A07RA4	Secured	30,000.00
28	INE660A07RB2	Secured	50,000.00
29	INE660A07RC0	Secured	50,000.00
30	INE660A07RD8	Secured	50,000.00
31	INE660A08BN9	Unsecured	5,000.00
32	INE660A08BO7	Unsecured	14,000.00
33	INE660A08BP4	Unsecured	6,000.00
34	INE660A08BQ2	Unsecured	2,500.00
35	INE660A08BR0	Unsecured	10,000.00
36	INE660A08BS8	Unsecured	5,000.00
37	INE660A08BT6	Unsecured	4,000.00
38	INE660A08BU4	Unsecured	15,000.00
39	INE660A08BV2	Unsecured	15,000.00
40	INE660A08BW0	Unsecured	15,000.00
41	INE660A08BX8	Unsecured	25,000.00





42	INE660A08BY6	Unsecured	12,500.00
43	INE660A08BZ3	Unsecured	12,500.00
44	INE660A08CA4	Unsecured	15,000.00
45	INE660A08CB2	Unsecured	10,000.00
46	INE660A08CC0	Unsecured	15,000.00
47	INE660A08CD8	Unsecured	10,000.00
48	INE660A08CE6	Unsecured	10,000.00
49	INE660A08CF3	Unsecured	10,000.00
50	INE660A08CG1	Unsecured	30,000.00
<b>Total</b>			<b>14,77,070.00</b>

**Note - All issues were made on Private Placement basis.**



**Annexure - B****Secured Redeemable Non Convertible Debentures outstanding as on 31st Mar 2022:**

Rs.in Lakhs

S.No	Series	ISIN	Sanctioned Amount (Face Value)	Outstanding Amount (As per Ind AS Balance)	Inflow (Clean Amount)	Security Cover Required (As per terms of issue)	Security Required (As per terms of issue)	Security Offered
1	R 6	INE660A07PR2	6,900.00	6,789.75	5,014.40	1	5,014.40	7,265.58
2	R 11	INE660A07PV4	29,930.00	29,901.78	22,537.20	1	22,537.20	30,800.07
3	R 6 (Reissue 01)	INE660A07PR2	12,950.00	12,750.83	10,063.92	1	10,063.92	13,333.39
4	R 11 (Reissue 01)	INE660A07PV4	13,410.00	13,397.83	10,550.59	1	10,550.59	13,711.76
5	R 6 (Reissue 02)	INE660A07PR2	18,920.00	18,632.34	14,859.11	1	14,859.11	19,250.79
6	T 4	INE660A07QA6	30,000.00	37,312.29	30,000.00	1	30,000.00	38,093.92
7	R 6 (Reissue 03)	INE660A07PR2	8,360.00	8,233.64	6,633.65	1	6,633.65	8,683.17
8	T 5	INE660A07QB4	15,000.00	15,843.29	15,000.00	1	15,000.00	16,207.55
9	R 6 (Reissue 04)	INE660A07PR2	20,000.00	19,722.17	16,420.22	1	16,420.22	20,520.91
10	T 8	INE660A07QD0	21,600.00	20,727.65	17,425.13	1	17,425.13	22,076.80
11	T 9	INE660A07QE8	58,000.00	59,688.15	58,000.00	1	58,000.00	61,118.17
12	T 9 (Reissue 01)	INE660A07QE8	17,000.00	17,492.56	16,995.95	1	17,000.00	17,755.32
13	T 11	INE660A07QF5	50,000.00	53,676.74	50,000.00	1	50,000.00	54,532.36
14	T 12	INE660A07QG3	30,000.00	30,255.68	30,000.00	1	30,000.00	30,502.97
15	T 13	INE660A07QH1	25,000.00	25,219.04	25,000.00	1	25,000.00	25,283.28
16	U 1	INE660A07QI9	50,000.00	53,596.93	50,000.00	1	50,000.00	54,704.56
17	U 2	INE660A07QJ7	50,000.00	53,426.27	50,000.00	1	50,000.00	54,147.08
18	U 2 (Reissue 01)	INE660A07QJ7	45,000.00	48,099.78	45,449.78	1	45,000.00	48,553.50
19	U 3	INE660A07QK5	50,000.00	52,757.78	50,000.00	1	50,000.00	53,729.83
20	U 2 (Reissue 02)	INE660A07QJ7	22,500.00	24,062.55	23,076.56	1	22,500.00	24,501.59
21	U 6	INE660A07QL3	30,000.00	30,909.13	30,000.00	1	30,000.00	31,542.98
22	U 7	INE660A07QM1	60,000.00	62,005.99	60,000.00	1	60,000.00	63,352.71
23	U 8	INE660A07QN9	20,000.00	20,484.80	20,000.00	1	20,000.00	20,728.59
24	U 9	INE660A07QO7	7,500.00	6,091.49	5,611.49	1	5,611.49	7,835.45



25	U 10	INE660A07QP4	13,000.00	13,258.66	13,000.00	1	13,000.00	13,800.69
26	U 11	INE660A07QQ2	30,000.00	30,483.43	30,000.00	1	30,000.00	31,169.08
27	U 10 (Reissue 01)	INE660A07QP4	5,500.00	5,611.86	5,502.54	1	5,500.00	6,138.97
28	U 13	INE660A07QR0	25,000.00	25,057.27	25,000.00	1	25,000.00	25,263.88
29	U 14	INE660A07QS8	25,000.00	25,060.78	25,000.00	1	25,000.00	25,361.18
30	V 1	INE660A07QU4	30,000.00	31,529.75	30,000.00	1	30,000.00	31,794.73
31	V 2	INE660A07QV2	50,000.00	52,754.10	50,000.00	1	50,000.00	53,670.63
32	V 3	INE660A07QW0	40,000.00	41,708.27	40,000.00	1	40,000.00	42,149.33
33	V 1 (Reissue 01)	INE660A07QU4	25,000.00	26,321.55	25,061.65	1	25,000.00	26,456.37
34	V 4	INE660A07QX8	25,000.00	26,018.00	25,000.00	1	25,000.00	26,383.05
35	V 2 (Reissue 01)	INE660A07QV2	25,000.00	26,634.71	25,301.00	1	25,000.00	27,043.57
36	V 5	INE660A07QY6	30,000.00	31,179.19	30,000.00	1	30,000.00	31,545.62
37	V 6	INE660A07QZ3	20,000.00	18,488.13	17,861.36	1	17,861.36	20,410.97
38	V 6 (Reissue 01)	INE660A07QZ3	20,000.00	18,516.93	18,033.04	1	18,033.04	20,422.01
39	V 7	INE660A07RA4	30,000.00	30,774.17	30,000.00	1	30,000.00	31,684.26
40	V 8	INE660A07RB2	50,000.00	51,158.23	50,000.00	1	50,000.00	51,634.68
41	V 9	INE660A07RC0	50,000.00	50,953.62	50,000.00	1	50,000.00	51,218.04
42	V 10	INE660A07RD8	50,000.00	50,875.55	50,000.00	1	50,000.00	52,013.58
	<b>Total</b>		<b>1235570.00</b>	<b>1277462.68</b>	<b>1202397.58</b>		<b>1201010.11</b>	<b>1306392.97</b>

**Type of Charge:-**

S.no. 1 to 24 are secured by mortgage of immovable property ranking pari passu with charges created in favour of the trustees and Hypothecation of specific Loan receivables / Hire Purchase / Lease agreements

S.no. 25 to 42 are secured by Hypothecation of specific Loan receivables / Hire Purchase / Lease agreements

Place: Chennai  
Date: 24-05-2022


For N.C.Rajagopal & Co.,  
Chartered Accountants  
Firm Regn. No. – 003398S

*Arjun*  
Arjun S  
(Partner)

Membership No. 230448  
UDIN: 22230448AJNUQZ4100



											Additional disclosure of related party transactions - applicable only in case the related party transaction relates to loans, inter-corporate deposits, advances or investments made or given by the listed entity/subsidiary. These details need to be disclosed only once, during the reporting period when such transaction was undertaken.					
SNO	Details of the party (listed entity /subsidiary) entering into the transaction		Details of the counterparty			Type of related party transaction	Value of the related party transaction as approved by the audit committee #	Value of transaction during the reporting period	In case monies are due to either party as a result of the transaction		In case any financial indebtedness is incurred to make or give loans, inter-corporate deposits, advances or investments				Details of the loans, inter-corporate deposits, advances or investments	
	Name	PAN	Name	PAN	Relationship of the counterparty with the listed entity or its subsidiary				Opening balance	Closing balance	Nature (loan/ advance/ inter-corporate deposit/ investment)	Cost	Tenure	Nature (loan/ advance/ inter-corporate deposit/ investment)	Interest Rate (%)	Tenure
<b>Income</b>											<b>₹ in lakhs</b>					
1	Sundaram Finance Limited	AAACS4944A	Wheels India Limited	AAACW0315K	Associate	Lease		45.89								
2	Sundaram Finance Limited	AAACS4944A	Turbo Energy Private Limited	AAACT2916R	Associate	Lease		18.81								
3	Sundaram Finance Limited	AAACS4944A	Axles India Limited	AAACA3173D	Associate	Lease		6.61								
4	Sundaram Finance Limited	AAACS4944A	Sundaram Asset Management Company Limited	AAICS4257I	Subsidiary	Lease		5.63								
5	Sundaram Finance Limited	AAACS4944A	Royal Sundaram General Insurance Co. Ltd.	AABCR7106G	Joint Venture	Lease		3.89								
6	Sundaram Finance Limited	AAACS4944A	Sundaram Home Finance Limited	AADCS4826J	Subsidiary	Lease		1.63								
7	Sundaram Finance Limited	AAACS4944A	Sundaram Business Services Limited	AAJCS9232J	Subsidiary	Lease		1.54								
8	Sundaram Finance Limited	AAACS4944A	Sundaram Asset Management Company Limited	AAICS4257I	Subsidiary	Interest Income		151.26								
9	Sundaram Finance Limited	AAACS4944A	Sundaram Home Finance Limited	AADCS4826J	Subsidiary	Income from Services		425.40								
10	Sundaram Finance Limited	AAACS4944A	Royal Sundaram General Insurance Co. Ltd.	AABCR7106G	Joint Venture	Income from Services		250.86								
11	Sundaram Finance Limited	AAACS4944A	Sundaram Asset Management Company Limited	AAICS4257I	Subsidiary	Income from Services		7.04								
12	Sundaram Finance Limited	AAACS4944A	Sundaram Business Services Limited	AAJCS9232J	Subsidiary	Income from Services		-0.33								
13	Sundaram Finance Limited	AAACS4944A	Sundaram Home Finance Limited	AADCS4826J	Subsidiary	Dividend		1518.81								
14	Sundaram Finance Limited	AAACS4944A	Sundaram Finance Holdings Limited	AAACS3116J	Subsidiary	Dividend		521.65								
15	Sundaram Finance Limited	AAACS4944A	Sundaram Asset Management Company Limited	AAICS4257I	Subsidiary	Rent Receipts		110.13								
16	Sundaram Finance Limited	AAACS4944A	Sundaram Home Finance Limited	AADCS4826J	Subsidiary	Rent Receipts		94.75								
17	Sundaram Finance Limited	AAACS4944A	Sundaram Business Services Limited	AAJCS9232J	Subsidiary	Rent Receipts		77.16								
18	Sundaram Finance Limited	AAACS4944A	Royal Sundaram General Insurance Co. Ltd.	AABCR7106G	Joint Venture	Rent Receipts		34.55								
19	Sundaram Finance Limited	AAACS4944A	Sundaram Finance Holdings Limited	AAACS3116J	Subsidiary	Rent Receipts		4.44								
20	Sundaram Finance Limited	AAACS4944A	Royal Sundaram General Insurance Co. Ltd.	AABCR7106G	Joint Venture	Income from other Financial Services		826.85								
21	Sundaram Finance Limited	AAACS4944A	Sundaram Home Finance Limited	AADCS4826J	Subsidiary	Income from other Financial Services		291.54								
22	Sundaram Finance Limited	AAACS4944A	Sundaram Alternate Assets Limited	AAZCS7814G	Subsidiary	Income from other Financial Services		183.90								
23	Sundaram Finance Limited	AAACS4944A	Sundaram Home Finance Limited	AADCS4826J	Subsidiary	Other Non Operating Income		64.33								
24	Sundaram Finance Limited	AAACS4944A	Sundaram Asset Management Company Limited	AAICS4257I	Subsidiary	Other Non Operating Income		22.29								
25	Sundaram Finance Limited	AAACS4944A	Royal Sundaram General Insurance Co. Ltd.	AABCR7106G	Joint Venture	Other Non Operating Income		2.83								
26	Sundaram Finance Limited	AAACS4944A	Sundaram Business Services Limited	AAJCS9232J	Subsidiary	Other Non Operating Income		5.00								
27	Sundaram Finance Limited	AAACS4944A	Sundaram Alternate Assets Limited	AAZCS7814G	Subsidiary	Other Non Operating Income		2.50								
28	Sundaram Finance Limited	AAACS4944A	Sundaram Finance Holdings Limited	AAACS3116J	Subsidiary	Other Non Operating Income		3.00								



													Additional disclosure of related party transactions - applicable only in case the related party transaction relates to loans, inter-corporate deposits, advances or investments made or given by the listed entity/subsidiary. These details need to be disclosed only once, during the reporting period when such transaction was undertaken.				
SNO	Details of the party (listed entity /subsidiary) entering into the transaction		Details of the counterparty			Type of related party transaction	Value of the related party transaction as approved by the audit committee #	Value of transaction during the reporting period	In case monies are due to either party as a result of the transaction		In case any financial indebtedness is incurred to make or give loans, inter-corporate deposits, advances or investments			Details of the loans, inter-corporate deposits, advances or investments			
	Name	PAN	Name	PAN	Relationship of the counterparty with the listed entity or its subsidiary				Opening balance	Closing balance	Nature (loan/ advance/ inter-corporate deposit/ investment)	Cost	Tenure	Nature (loan/ advance/ inter-corporate deposit/ investment)	Interest Rate (%)	Tenure	Secured/ unsecured
<b>Expenses</b>																	
1	Sundaram Finance Limited	AAACS4944A	Royal Sundaram General Insurance Co. Ltd.	AABCR7106G	Joint Venture	Interest		715.24									
2	Sundaram Finance Limited	AAACS4944A	Sundaram Finance Holdings Limited	AAACS3116J	Subsidiary	Support Services		603.02									
3	Sundaram Finance Limited	AAACS4944A	Sundaram Finance Holdings Limited	AAACS3116J	Subsidiary	Rent		52.49									
4	Sundaram Finance Limited	AAACS4944A	Sundaram Home Finance Limited	AADCS4826J	Subsidiary	Rent		1.66									
5	Sundaram Finance Limited	AAACS4944A	Royal Sundaram General Insurance Co. Ltd.	AABCR7106G	Joint Venture	Insurance Premium		122.93									
6	Sundaram Finance Limited	AAACS4944A	Sundaram Home Finance Limited	AADCS4826J	Subsidiary	Brokerage		1.28									
<b>Dividend Paid</b>																	
1	Sundaram Finance Limited	AAACS4944A	Sundaram Finance employee Welfare trust	AAHTS7171F	Subsidiary	Dividend Paid		91.40									
								<b>1,588.02</b>									



											Additional disclosure of related party transactions - applicable only in case the related party transaction relates to loans, inter-corporate deposits, advances or investments made or given by the listed entity/subsidiary. These details need to be disclosed only once, during the reporting period when such transaction was undertaken.						
S NO	Details of the party (listed entity /subsidiary) entering into the transaction		Details of the counterparty			Type of related party transaction	Value of the related party transaction as approved by the audit committee #	Value of transaction during the reporting period	In case monies are due to either party as a result of the transaction		In case any financial indebtedness is incurred to make or give loans, inter-corporate deposits, advances or investments			Details of the loans, inter-corporate deposits, advances or investments			
	Name	PAN	Name	PAN	Relationship of the counterparty with the listed entity or its subsidiary				Opening balance	Closing balance	Nature (loan/ advance/ inter-corporate deposit/ investment)	Cost	Tenure	Nature (loan/ advance/ inter-corporate deposit/ investment)	Interest Rate (%)	Tenure	Secured/ unsecured
<b>Assets</b>											<b>₹ in lakhs</b>						
1	Sundaram Finance Limited	AAACS4944A	Sundaram Finance Holdings Limited	AAACS3116J	Subsidiary	Investment		1,644.89	11,415.01								
2	Sundaram Finance Limited	AAACS4944A	Sundaram Asset Management Company Limited	AAICS4257J	Subsidiary	Investment	5,000.00	18,604.39	23,624.65								
3	Sundaram Finance Limited	AAACS4944A	Sundaram Asset Management Company Limited	AAICS4257J	Subsidiary	Loans and Advances Disbursed	1.39	0.18	0.26								
4	Sundaram Finance Limited	AAACS4944A	Sundaram Asset Management Company Limited	AAICS4257J	Subsidiary	Repayment of Loans and Advances	1.41										
5	Sundaram Finance Limited	AAACS4944A	Royal Sundaram General Insurance Co. Ltd.	AABCR7106G	Joint Venture	Insurance Premium paid in advance	143.50	156.96	164.55								
6	Sundaram Finance Limited	AAACS4944A	Sundaram Asset Management Company Limited	AAICS4257J	Subsidiary	Inter Corporate Loan	10,000.00		10,000.00			Inter Corporate Loan	6	6 months	Unsecured	Acquisition of subsidiary	
7	Sundaram Finance Limited	AAACS4944A	Sundaram Fund Services Limited	AAMCS1618P	Subsidiary	Investment		2,445.15	2,445.15								
8	Sundaram Finance Limited	AAACS4944A	Sundaram Trustee Company Limited	AAHCS8471M	Subsidiary	Investment		228.62	228.62								
9	Sundaram Finance Limited	AAACS4944A	LGF Services Limited	AAACL9555A	Subsidiary	Investment		5.00	5.00								
10	Sundaram Finance Limited	AAACS4944A	Royal Sundaram General Insurance Co. Ltd.	AABCR7106G	Joint Venture	Investment		58,526.56	58,526.56								
11	Sundaram Finance Limited	AAACS4944A	Sundaram Finance Holdings Limited	AAACS3116J	Subsidiary	Investment		1,15,269.08	1,15,290.06								
12	Sundaram Finance Limited	AAACS4944A	Royal Sundaram General Insurance Co. Ltd.	AABCR7106G	Joint Venture	Insurance Deposit		500.00	500.00								
13	Sundaram Finance Limited	AAACS4944A	Royal Sundaram General Insurance Co. Ltd.	AABCR7106G	Joint Venture	Income Receivable		197.70	197.04								
14	Sundaram Finance Limited	AAACS4944A	Sundaram Home Finance Limited	AADCS4826J	Subsidiary	Income Receivable		48.17	92.23								
15	Sundaram Finance Limited	AAACS4944A	Sundaram Alternate Assets Limited	AAZCS7814G	Subsidiary	Income Receivable		22.11	32.02								
16	Sundaram Finance Limited	AAACS4944A	Sundaram Finance Holdings Limited	AAACS3116J	Subsidiary	Income Receivable		2.05	2.64								
17	Sundaram Finance Limited	AAACS4944A	Sundaram Asset Management Company Limited	AAICS4257J	Subsidiary	Income Receivable			1.26								
18	Sundaram Finance Limited	AAACS4944A	Sundaram Business Services Limited	AAJCS9232J	Subsidiary	Income Receivable		18.74									
								<b>15,146.30</b>	<b>1,97,669.60</b>	<b>2,22,525.05</b>							




Additional disclosure of related party transactions - applicable only in case the related party transaction relates to loans, inter-corporate deposits, advances or investments made or given by the listed entity/subsidiary. These details need to be disclosed only once, during the reporting period when such transaction was undertaken.

SNO	Details of the party (listed entity / subsidiary) entering into the transaction		Details of the counterparty			Type of related party transaction	Value of the related party transaction as approved by the audit committee #	Value of transaction during the reporting period	In case monies are due to either party as a result of the transaction		In case any financial indebtedness is incurred to make or give loans, inter-corporate deposits, advances or investments				Details of the loans, inter-corporate deposits, advances or investments		
	Name	PAN	Name	PAN	Relationship of the counterparty with the listed entity or its subsidiary				Opening balance	Closing balance	Nature (loan/ advance/ inter-corporate deposit/ investment)	Cost	Tenure	Nature (loan/ advance/ inter-corporate deposit/ investment)	Interest Rate (%)	Tenure	Secured/ unsecured

₹ in lakhs

**Liabilities**

1	Sundaram Finance Limited	AAACS4944A	Royal Sundaram General Insurance Co. Ltd.	AABCR7106G	Joint Venture	Issue of Non Convertible			13550.91	15200.93							
2	Sundaram Finance Limited	AAACS4944A	Royal Sundaram General Insurance Co. Ltd.	AABCR7106G	Joint Venture	Redemption of Non Convertible		1000									
3	Sundaram Finance Limited	AAACS4944A	Sundaram Finance Holdings Limited	AAACS3116J	Subsidiary	Other Liabilities		123.39	170.92	123.39							
4	Sundaram Finance Limited	AAACS4944A	Sundaram Home Finance Limited	AADCS4826J	Subsidiary	Other Liabilities		0.29	143.44	143.72							
5	Sundaram Finance Limited	AAACS4944A	Royal Sundaram General Insurance Co. Ltd.	AABCR7106G	Joint Venture	Other Liabilities		10.04	36.25	46.29							
6	Sundaram Finance Limited	AAACS4944A	Sundaram Asset Management Company Limited	AAACS4257J	Subsidiary	Other Liabilities			26.95	26.95							
7	Sundaram Finance Limited	AAACS4944A	Sundaram Business Services Limited	AAJCS9232J	Subsidiary	Other Liabilities			20.87	20.87							
8	Sundaram Finance Limited	AAACS4944A	Sundaram Fund Services Limited	AAMCS1618P	Subsidiary	Other Liabilities			17.94								
9	Sundaram Finance Limited	AAACS4944A	Mr.Harsha Viji	AABPH5786K	KMP	Equity Holdings			169.48	169.48							
10	Sundaram Finance Limited	AAACS4944A	Mr.A.N.Raju	AACPR9536L	KMP	Equity Holdings			3.75	3.85							
11	Sundaram Finance Limited	AAACS4944A	Mr.Rajiv C Lochan	ABUPL9403D	KMP	Equity Holdings			0.50	0.50							
12	Sundaram Finance Limited	AAACS4944A	Mr S Viji	AAPPV2927C	Relatives of KMP	Equity Holdings			139.84	139.84							
13	Sundaram Finance Limited	AAACS4944A	Mrs Chitra Viji	AACPC0420E	Relatives of KMP	Equity Holdings			83.40	83.40							
14	Sundaram Finance Limited	AAACS4944A	Mr Sriram Viji	ABCPS3880K	Relatives of KMP	Equity Holdings			128.17	128.17							
15	Sundaram Finance Limited	AAACS4944A	M/s Uthirattadhi Sriram Holdings Private Ltd	AAACU5632K	Other Related Parties	Equity Holdings			147.96	147.96							
16	Sundaram Finance Limited	AAACS4944A	M/s Azorious Holdings Private Ltd	AAACA3137F	Other Related Parties	Equity Holdings			85.01	85.01							
17	Sundaram Finance Limited	AAACS4944A	Sundaram Finance employee Welfare trust	AAHTS7171F	Subsidiary	Equity Holdings			507.26	502.00							
18	Sundaram Finance Limited	AAACS4944A	Mr.Harsha Viji	AABPH5786K	KMP	Remuneration Payable			296.50	500.50							
19	Sundaram Finance Limited	AAACS4944A	Mr.Rajiv C Lochan	ABUPL9403D	KMP	Remuneration Payable			159.25	159.05							
20	Sundaram Finance Limited	AAACS4944A	Mr.A.N.Raju	AACPR9536L	KMP	Remuneration Payable			120.00	202.60							
21	Sundaram Finance Limited	AAACS4944A	Mr.A.N.Raju	AACPR9536L	KMP	Deposits			30.00	40.00							
22	Sundaram Finance Limited	AAACS4944A	MRS R N MALA	AACPR9536L	Relatives of KMP	Deposits			39.00	50.00							
23	Sundaram Finance Limited	AAACS4944A	Mr.A.N.Sreeram	ABSPS0797D	Relatives of KMP	Deposits			9.25	8.25							



											Additional disclosure of related party transactions - applicable only in case the related party transaction relates to loans, inter-corporate deposits, advances or investments made or given by the listed entity/subsidiary. These details need to be disclosed only once, during the reporting period when such transaction was undertaken.							
SNO	Details of the party (listed entity /subsidiary) entering into the transaction		Details of the counterparty			Type of related party transaction	Value of the related party transaction as approved by the audit committee #	Value of transaction during the reporting period	In case monies are due to either party as a result of the transaction		In case any financial indebtedness is incurred to make or give loans, inter-corporate deposits, advances or investments				Details of the loans, inter-corporate deposits, advances or investments			
	Name	PAN	Name	PAN	Relationship of the counterparty with the listed entity or its subsidiary				Opening balance	Closing balance	Nature (loan/ advance/ inter-corporate deposit/ investment)	Cost	Tenure	Nature (loan/ advance/ inter-corporate deposit/ investment)	Interest Rate (%)	Tenure	Secured/ unsecured	Purpose for which the funds will be utilised by the ultimate recipient of funds (end-usage)
24	Sundaram Finance Limited	AAACS4944A	MR R N PRADYUMNA	CAFFR0716Q	Relatives of KMP	Deposits		4.00	12.00									
25	Sundaram Finance Limited	AAACS4944A	MRS GEETHA CHELLAPPA	BGGPC0012F	Relatives of KMP	Deposits		20.83	12.00									
26	Sundaram Finance Limited	AAACS4944A	Mr S Viji	AAPV2927C	Relatives of KMP	Deposits		216.53	233.51									
							0	1133.72	13967.28	18040.27								





											Additional disclosure of related party transactions - applicable only in case the related party transaction relates to loans, inter-corporate deposits, advances or investments made or given by the listed entity/subsidiary. These details need to be disclosed only once, during the reporting period when such transaction was undertaken.						
S NO	Details of the party (listed entity /subsidiary) entering into the transaction		Details of the counterparty			Type of related party transaction	Value of the related party transaction as approved by the audit committee #	Value of transaction during the reporting period	In case monies are due to either party as a result of the transaction		In case any financial indebtedness is incurred to make or give loans, inter-corporate deposits, advances or investments			Details of the loans, inter-corporate deposits, advances or investments			
	Name	PAN	Name	PAN	Relationship of the counterparty with the listed entity or its subsidiary				Opening balance	Closing balance	Nature (loan/advance/inter-corporate deposit/investment)	Cost	Tenure	Nature (loan/advance/inter-corporate deposit/investment)	Interest Rate (%)	Tenure	Secured/unsecured
₹ in lakhs																	
<b>Compensation paid to Key Managerial Personnel</b>																	
1	Sundaram Finance Limited	AAACS4944A	Mr.S.Viji	AAFPV2927C	Relatives of KMP	Short term benefits		1.75									
2	Sundaram Finance Limited	AAACS4944A	Mr.Rajiv C Lochan	ABUPL9403D	KMP	Short term benefits		179.6									
3	Sundaram Finance Limited	AAACS4944A	Mr.A.N.Raju	AACPR9536L	KMP	Short term benefits		190.81									
4	Sundaram Finance Limited	AAACS4944A	Mr.Harsha Viji	AABPH5786K	KMP	Short term benefits		301.49									
5	Sundaram Finance Limited	AAACS4944A	Mr.A.N.Raju	AACPR9536L	KMP	Share based payments		12.98									
6	Sundaram Finance Limited	AAACS4944A	Mr.Rajiv C Lochan	ABUPL9403D	KMP	Post retirement benefits		7.57									
7	Sundaram Finance Limited	AAACS4944A	Mr.A.N.Raju	AACPR9536L	KMP	Post retirement benefits		7.05									
8	Sundaram Finance Limited	AAACS4944A	Mr.Harsha Viji	AABPH5786K	KMP	Post retirement benefits		7.57									
								<b>708.82</b>									



													Additional disclosure of related party transactions - applicable only in case the related party transaction relates to loans, inter-corporate deposits, advances or investments made or given by the listed entity/subsidiary. These details need to be disclosed only once, during the reporting period when such transaction was undertaken.				
S NO	Details of the party (listed entity /subsidiary) entering into the transaction		Details of the counterparty			Type of related party transaction	Value of the related party transaction as approved by the audit committee #	Value of transaction during the reporting period	In case monies are due to either party as a result of the transaction		In case any financial indebtedness is incurred to make or give loans, inter-corporate deposits, advances or investments			Details of the loans, inter-corporate deposits, advances or investments			
	Name	PAN	Name	PAN	Relationship of the counterparty with the listed entity or its subsidiary				Opening balance	Closing balance	Nature (loan/ advance/ inter-corporate deposit/ investment)	Cost	Tenure	Nature (loan/ advance/ inter-corporate deposit/ investment)	Interest Rate (%)	Tenure	Secured/ unsecured
₹ in lakhs																	
<b>Transaction with Key Managerial Personnel &amp; their relatives</b>																	
1	Sundaram Finance Limited	AAACS4944A	Mr.A.N.Sreeram	ABSPS0797D	Relatives of KMP	Interest on deposits		2.61									
2	Sundaram Finance Limited	AAACS4944A	MRS GEETHA CHELLAPPA	BGGPC0012F	Relatives of KMP	Interest on deposits		0.08									
3	Sundaram Finance Limited	AAACS4944A	Mr. S. Viji	AAPV2927C	Relatives of KMP	Interest on deposits		52.21									
4	Sundaram Finance Limited	AAACS4944A	Mr.A.N.Raju	AACPR9536L	KMP	Interest on deposits		1.53									
5	Sundaram Finance Limited	AAACS4944A	Mr.A.N.Raju	AACPR9536L	KMP	Dividend Paid		3.85									
6	Sundaram Finance Limited	AAACS4944A	Mr.Rajiv C Lochan	ABUPL9403D	KMP	Dividend Paid		0.50									
7	Sundaram Finance Limited	AAACS4944A	Mr.Harsha Viji	AABPH5786K	KMP	Dividend Paid		169.48									
8	Sundaram Finance Limited	AAACS4944A	Mr S Viji	AAPV2927C	Relatives of KMP	Dividend Paid		139.83									
9	Sundaram Finance Limited	AAACS4944A	Mrs Chitra Viji	AACPC0420E	Relatives of KMP	Dividend Paid		83.40									
10	Sundaram Finance Limited	AAACS4944A	Mr Sriram Viji	ABCP53880K	Relatives of KMP	Dividend Paid		128.17									
11	Sundaram Finance Limited	AAACS4944A	M/s Azorious Holdings Private Ltd	AAACA3137F	Other Related Parties	Dividend Paid		85.01									
12	Sundaram Finance Limited	AAACS4944A	M/s Uthirattadhi Sriram Holdings Private Ltd	AAACU5632K	Other Related Parties	Dividend Paid		147.95									
								<b>814.62</b>									

# There are no multi-year related transactions

The related parties are considered in accordance with IND AS-24

