

# Sunvin Trading & Investment Pvt. Ltd.

Regd. Office : 303, Himland House, D-5, Karampura Commercial Complex,  
New Delhi - 110015.  
CIN . U74899DL1991PTC046781

---

19<sup>th</sup> April, 2023

Listing Department  
BSE Ltd.  
Phiroze Jeejeebhoy Towers  
Dalal Street  
Mumbai - 400001

Listing Department  
National Stock Exchange of India Ltd  
Exchange Plaza, 5th Floor, Plot No. C/1  
G Block, Bandra-Kurla Complex,  
Bandra (E), Mumbai - 400051

Company Code : 506022

Company Symbol : PRAKASH

Sub : **Disclosure under Regulation 31 of Securities and Exchange Board of India  
(Substantial Acquisition of Shares and Takeovers) Regulations, 2011**

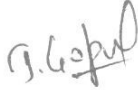
Dear Sir,

In terms of the provisions of Regulation 31 of the SEBI (Substantial Acquisition of Shares and Takeovers) Regulations, 2011, we being Promoter group of Prakash Industries Limited hereby enclosing the details of shares pledged by us in the prescribed format.

This is for your information and record please.

Thanking you.

Yours faithfully,  
For **Sunvin Trading and Investment Private Limited**



**Authorised Signatory**

Encl : (2) as above

CC To :

Prakash Industries Ltd.  
15 Km. Stone, Delhi Road,  
Hissar - 125044

Disclosure by the Promoter(s) to the stock exchanges and to the Target Company for encumbrance of shares / invocation of encumbrance/ release of encumbrance, in terms of Regulation 31(1) and 31(2) of SEBI (Substantial Acquisition of Shares and Takeovers) Regulation, 2011

Name of the Target Company(TC)	PRAKASH INDUSTRIES LIMITED													
Names of the Stock Exchanges where the shares of the target company are listed	BSE Ltd. & National Stock Exchange of India Ltd.													
Date of reporting	19 April 2023													
Name of the promoter or PAC on whose shares encumbrance has been created/ released/invoked	Sunvin Trading and Investment Pvt. Ltd.													
Details of the creation of encumbrance :														
Name of the promoter(s) or PACs with whom *	Promoter holding in the target company (1)	No. of shares	% of total share capital	Promoter holding encumbered (2)	% of total share capital	Type of event (creation/ release/ invocation)	Date of creation/ release/ invocation of encumbrance	Type of encumbrance (pledge/ lien/ non disposal/ undetaking/ others)	Reasons for encumbrance	No. of shares	% of total share capital	Name of the entity in whose favour shares are encumbered	No. of shares	% of total share capital
Sunvin Trading and Investment Pvt. Ltd. *	242312	0.14	0	0.00	Creation	18.04.2023	Pledge	Third Party Pledge	242312	0.14	Godawari Power and Ispat Ltd.	242312	0.14	

for Sunvin Trading and Investment Pvt. Ltd.

Authorised Signatory

*T. G. S. P. S.*

Place : New Delhi

Date : 19.04.2023

\* The details of encumbrances of residual promoters as on 13.04.2023 enclosed herewith as Annexure 1 is an extract of the data available of the Target Company

**PRAKASH INDUSTRIES LIMITED**  
**Details of encumbrance of residual promoters as on 13.04.2023**

Sr. No.	Name of the Shareholder	Total shares held		Shares pledged or otherwise encumbered	
		No. of shares held	As a % of total share capital	No. of shares held	As a % of total share capital
1	SHRI V.P. AGARWAL	20451072	11.42	10362890	5.79
2	V.P. AGARWAL (HUF)	2208644	1.23	2208644	1.23
3	SMT. MOHINI AGARWAL	1019856	0.57	1019856	0.57
4	SHRI VIKRAM AGARWAL	406500	0.23	406500	0.23
5	SHRI KANHA AGARWAL	18540	0.01	0	0.00
6	AIRCON TRADEX PVT. LTD.	611800	0.34	96000	0.05
7	AMBROSIA COMMERCE PVT. LTD.	1936500	1.08	561500	0.31
8	DHRUV COMMERCE PVT. LTD.	300500	0.17	0	0.00
9	ESSENTIAL ELECTRONICS PVT. LTD.	597300	0.33	0	0.00
10	EVERSHINE MERCANTILE PVT. LTD.	1621700	0.91	0	0.00
11	EXCEL FINCAP PVT. LTD.	102135	0.06	0	0.00
12	FOCUS SECURITIES & CREDITS PVT. LTD.	1460000	0.82	445000	0.25
13	FOUR WINGS MARKETING PVT. LTD.	101700	0.06	0	0.00
14	GMK BUILDERS PVT. LTD.	8164800	4.56	5387900	3.01
15	GOEL CONTAINERS PVT. LTD.	1378682	0.77	1318682	0.74
16	HISSAR TUBES PVT. LTD.	700000	0.39	0	0.00
17	HI-TECH MERCANTILE (INDIA) PVT. LTD.	2720695	1.52	1050695	0.59
18	NEW ERA COMMERCE & SECURITIES PVT. LTD.	215985	0.12	0	0.00
19	OCEAN ISPAT PVT. LTD.	300000	0.17	300000	0.17
20	PAREEK OVERSEAS PVT. LTD.	623060	0.35	0	0.00
21	PRAKASH CAPITAL SERVICES LTD.	1508467	0.84	0	0.00
22	PRAKASH INDUSTRIAL FINANCE LTD.	904950	0.51	214950	0.12
23	PREMIER FINCAP PVT. LTD.	767000	0.43	0	0.00
24	PRIMENET GLOBAL LTD.	2470500	1.38	945500	0.53
25	PRIME MERCANTILE PVT. LTD.	3701470	2.07	2787670	1.56
26	SAMYAK SECURITIES PVT. LTD	1500000	0.84	0	0.00
27	SHREE LABH LAKSHMI CAPITAL SERVICES PVT. LTD.	2311471	1.29	2311471	1.29
28	STYLE LEASING & FINANCE PVT. LTD.	1114400	0.62	250000	0.14
29	TECHDRIVE SOFTWARE LTD	562550	0.31	0	0.00
30	TOOLS INDIA PVT. LTD.	900900	0.50	0	0.00
31	UNITY MERCANTILE PVT. LTD.	251575	0.14	0	0.00
32	VANSHI FARMS PVT. LTD.	3157900	1.76	2590000	1.45
33	VISION MERCANTILE PVT. LTD.	1866754	1.04	233337	0.13
34	WELTER SECURITIES LTD.	5006666	2.80	3150066	1.76
35	CHAIBASA STEEL LLP	250000	0.14	250000	0.14
36	DHRUV COMMERCE LLP	1481000	0.83	574000	0.32
37	ESSENTIAL ELECTRONICS LLP	302100	0.17	302100	0.17
38	EVERSHINE MERCANTILE LLP	300000	0.17	300000	0.17
39	FOUR WINGS MARKETING LLP	300000	0.17	300000	0.17
40	HISSAR TUBES LLP	650012	0.36	650012	0.36
41	PREMIER FINCAP LLP	476480	0.27	476480	0.27
42	ROURKELA STEEL LLP	1427133	0.80	0	0.00
43	SHIKHA MERCANTILE LLP	70600	0.04	70600	0.04
44	SPRING MERCANTILE LLP	500	0.00	0	0.00
45	SUNVIN TRADING & INVESTMENT LLP	1007688	0.56	925000	0.52
46	SUVARNA MARKETING LLP	95000	0.05	95000	0.05
	<b>TOTAL</b>	<b>77324585</b>	<b>43.18</b>	<b>39583853</b>	<b>22.10</b>

T. Gupta

# EVERSHINE MERCANTILE PVT. LTD.

Regd. Office : N-2/6.DLF Phase-II,Gurgaon-122008,(Haryana)  
CIN NO. U74899HR1994PTC041468

---

19<sup>th</sup> April, 2023

Listing Department  
BSE Ltd.  
Phiroze Jeejeebhoy Towers  
Dalal Street  
Mumbai – 400001

Listing Department  
National Stock Exchange of India Ltd  
Exchange Plaza, 5th Floor, Plot No. C/1  
G Block, Bandra-Kurla Complex,  
Bandra (E), Mumbai - 400051

Company Code : 506022

Company Symbol : PRAKASH

Sub : **Disclosure under Regulation 31 of Securities and Exchange Board of India  
(Substantial Acquisition of Shares and Takeovers) Regulations, 2011**


Dear Sir,

In terms of the provisions of Regulation 31 of the SEBI (Substantial Acquisition of Shares and Takeovers) Regulations, 2011, we being Promoter group of Prakash Industries Limited hereby enclosing the details of shares pledged by us in the prescribed format.

This is for your information and record please.

Thanking you,

Yours faithfully,  
For **Evershine Mercantile Private Limited**



**Authorised Signatory**

Encl : (2) as above

CC To :

Prakash Industries Ltd.  
15 Km. Stone, Delhi Road,  
Hissar – 125044

Disclosure by the Promoter(s) to the stock exchanges and to the Target Company for encumbrance of shares / invocation of encumbrance/ release of encumbrance, in terms of Regulation 31(1) and 31(2) of SEBI (Substantial Acquisition of Shares and Takeovers) Regulation, 2011

Name of the Target Company(TC)	PRAKASH INDUSTRIES LIMITED	
Names of the Stock Exchanges where the shares of the target company are listed	BSE Ltd. & National Stock Exchange of India Ltd.	
Date of reporting	19 April 2023	
Name of the promoter or PAC on whose shares encumbrance has been created/ released/invoked	Evershine Mercantile Pvt. Ltd.	

Name of the promoter(s) or PACs with whom *	Promoter holding in the target company (1)		Promoter holding already encumbered (2)		Details of events pertaining to encumbrance (3)			Post event holding of encumbered shares					
	No. of shares	% of total share capital	No. of shares	% of total share capital	Type of event (creation/ release/ invocation)	Date of creation/ release/ invocation of encumbrance	Type of encumbrance (pledge/ lien/ non disposal undetaking/ others)	Reasons for encumbrance	No. of shares	% of total share capital	Name of the entity in whose favour shares are encumbered	No. of shares	% of total share capital
Evershine Mercantile Pvt. Ltd. *	1621700	0.91	0	0.00	Creation	17.04.2023	Pledge	Third Party Pledge	1621700	0.91	Godawari Power and Ispat Ltd.	1621700	0.91

for Evershine Mercantile Pvt. Ltd.

Authorised Signatory



Place : Gurgaon

Date : 19.04.2023

\* The details of encumbrances of residual promoters as on 13.04.2023 enclosed herewith as Annexure 1 is an extract of the data available of the Target Company

## PRAKASH INDUSTRIES LIMITED

Details of encumbrance of residual promoters as on 13.04.2023

Sr. No.	Name of the Shareholder	Total shares held		Shares pledged or otherwise encumbered	
		No. of shares held	As a % of total share capital	No. of shares held	As a % of total share capital
1	SHRI V.P. AGARWAL	20451072	11.42	10362890	5.79
2	V.P. AGARWAL (HUF)	2208644	1.23	2208644	1.23
3	SMT. MOHINI AGARWAL	1019856	0.57	1019856	0.57
4	SHRI VIKRAM AGARWAL	406500	0.23	406500	0.23
5	SHRI KANHA AGARWAL	18540	0.01	0	0.00
6	AIRCON TRADEX PVT. LTD.	611800	0.34	96000	0.05
7	AMBROSIA COMMERCE PVT. LTD.	1936500	1.08	561500	0.31
8	DHRUV COMMERCE PVT. LTD.	300500	0.17	0	0.00
9	ESSENTIAL ELECTRONICS PVT. LTD.	597300	0.33	0	0.00
10	EXCEL FINCAP PVT. LTD.	102135	0.06	0	0.00
11	FOCUS SECURITIES & CREDITS PVT. LTD.	1460000	0.82	445000	0.25
12	FOUR WINGS MARKETING PVT. LTD.	101700	0.06	0	0.00
13	GMK BUILDERS PVT. LTD.	8164800	4.56	5387900	3.01
14	GOEL CONTAINERS PVT. LTD.	1378682	0.77	1318682	0.74
15	HISSAR TUBES PVT. LTD.	700000	0.39	0	0.00
16	HI-TECH MERCANTILE (INDIA) PVT. LTD.	2720695	1.52	1050695	0.59
17	NEW ERA COMMERCE & SECURITIES PVT. LTD.	215985	0.12	0	0.00
18	OCEAN ISPAT PVT. LTD.	300000	0.17	300000	0.17
19	PAREEK OVERSEAS PVT. LTD.	623060	0.35	0	0.00
20	PRAKASH CAPITAL SERVICES LTD.	1508467	0.84	0	0.00
21	PRAKASH INDUSTRIAL FINANCE LTD.	904950	0.51	214950	0.12
22	PREMIER FINCAP PVT. LTD.	767000	0.43	0	0.00
23	PRIMENET GLOBAL LTD.	2470500	1.38	945500	0.53
24	PRIME MERCANTILE PVT. LTD.	3701470	2.07	2787670	1.56
25	SAMYAK SECURITIES PVT. LTD	1500000	0.84	0	0.00
26	SHREE LABH LAKSHMI CAPITAL SERVICES PVT. LTD.	2311471	1.29	2311471	1.29
27	STYLE LEASING & FINANCE PVT. LTD.	1114400	0.62	250000	0.14
28	SUNVIN TRADING & INVESTMENT PVT. LTD.	242312	0.14	0	0.00
29	TECHDRIVE SOFTWARE LTD	562550	0.31	0	0.00
30	TOOLS INDIA PVT. LTD.	900900	0.50	0	0.00
31	UNITY MERCANTILE PVT. LTD.	251575	0.14	0	0.00
32	VANSHI FARMS PVT. LTD.	3157900	1.76	2590000	1.45
33	VISION MERCANTILE PVT. LTD.	1866754	1.04	233337	0.13
34	WELTER SECURITIES LTD.	5006666	2.80	3150066	1.76
35	CHAIBASA STEEL LLP	250000	0.14	250000	0.14
36	DHRUV COMMERCE LLP	1481000	0.83	574000	0.32
37	ESSENTIAL ELECTRONICS LLP	302100	0.17	302100	0.17
38	EVERSHINE MERCANTILE LLP	300000	0.17	300000	0.17
39	FOUR WINGS MARKETING LLP	300000	0.17	300000	0.17
40	HISSAR TUBES LLP	650012	0.36	650012	0.36
41	PREMIER FINCAP LLP	476480	0.27	476480	0.27
42	ROURKELA STEEL LLP	1427133	0.80	0	0.00
43	SHIKHA MERCANTILE LLP	70600	0.04	70600	0.04
44	SPRING MERCANTILE LLP	500	0.00	0	0.00
45	SUNVIN TRADING & INVESTMENT LLP	1007688	0.56	925000	0.52
46	SUVARNA MARKETING LLP	95000	0.05	95000	0.05
	<b>TOTAL</b>	<b>75945197</b>	<b>42.41</b>	<b>39583853</b>	<b>22.10</b>

T. Gopu

# Aircon Tradex Private Limited

(Formerly Prospero Securities Pvt. Ltd.)

Regd. Office: 303, Himland House, D-5, Karampura Commercial Complex,  
New Delhi – 110015.

CIN NO.: U74899DL1991PTC044935

Email Id: prospero1234@rediffmail.com

---

19<sup>th</sup> April, 2023

Listing Department  
BSE Ltd.  
Phiroze Jeejeebhoy Towers  
Dalal Street  
Mumbai – 400001

Listing Department  
National Stock Exchange of India Ltd  
Exchange Plaza, 5th Floor, Plot No. C/1  
G Block, Bandra-Kurla Complex,  
Bandra (E), Mumbai - 400051

Company Code : 506022

Company Symbol : PRAKASH

Sub : **Disclosure under Regulation 31 of Securities and Exchange Board of India  
(Substantial Acquisition of Shares and Takeovers) Regulations, 2011**

Dear Sir,

In terms of the provisions of Regulation 31 of the SEBI (Substantial Acquisition of Shares and Takeovers) Regulations, 2011, we being Promoter group of Prakash Industries Limited hereby enclosing the details of shares pledged by us in the prescribed format.

This is for your information and record please.

Thanking you,

Yours faithfully,  
For **Aircon Tradex Private Limited**



**Authorised Signatory**

Encl : (2) as above

CC To :

Prakash Industries Ltd.  
15 Km. Stone, Delhi Road,  
Hissar – 125044

Disclosure by the Promoter(s) to the stock exchanges and to the Target Company for encumbrance of shares / invocation of encumbrance/ release of encumbrance, in terms of Regulation 31(1) and 31(2) of SEBI (Substantial Acquisition of Shares and Takeovers) Regulation, 2011

Name of the Target Company(TC)	PRAKASH INDUSTRIES LIMITED																
Names of the Stock Exchanges where the shares of the target company are listed	BSE Ltd. & National Stock Exchange of India Ltd.																
Date of reporting	19 April 2023																
Name of the promoter or PAC on whose shares encumbrance has been created/ released/invoked	Aircon Tradex Pvt. Ltd.																
Details of the creation of encumbrance :																	
Name of the promoter(s) or PACs with whom *	Promoter holding in the target company (1)					Promoter holding already encumbered (2)					Details of events pertaining to encumbrance (3)					Post event holding of encumbered shares	
	No. of shares	% of total share capital	No. of shares	% of total share capital	Type of event (creation/ release/ invocation)	Date of creation/ release/ invocation of encumbrance	Type of encumbrance (pledge/ lien/ non disposal/ undertaking/ others)	Reasons for encumbrance	No. of shares	% of total share capital	Name of the entity in whose favour shares are encumbered	No. of shares	% of total share capital				
Aircon Tradex Pvt. Ltd. *	611800	0.34	96000	0.05	Creation	18.04.2023	Pledge	Third Party Pledge	429800	0.24	Godawari Power and Ispat Ltd	525800	0.29				

for Aircon Tradex Pvt. Ltd.



Authorised Signatory

Place : New Delhi

Date : 19.04.2023

\* The details of encumbrances of residual promoters as on 13.04.2023 enclosed herewith as Annexure 1 is an extract of the data available of the Target Company



**PRAKASH INDUSTRIES LIMITED**  
**Details of encumbrance of residual promoters as on 13.04.2023**

Sr. No.	Name of the Shareholder	Total shares held		Shares pledged or otherwise encumbered	
		No. of shares held	As a % of total share capital	No. of shares held	As a % of total share capital
1	SHRI V.P. AGARWAL	20451072	11.42	10362890	5.79
2	V.P. AGARWAL (HUF)	2208644	1.23	2208644	1.23
3	SMT. MOHINI AGARWAL	1019856	0.57	1019856	0.57
4	SHRI VIKRAM AGARWAL	406500	0.23	406500	0.23
5	SHRI KANHA AGARWAL	18540	0.01	0	0.00
6	AMBROSIA COMMERCE PVT. LTD.	1936500	1.08	561500	0.31
7	DHRUV COMMERCE PVT. LTD.	300500	0.17	0	0.00
8	ESSENTIAL ELECTRONICS PVT. LTD.	597300	0.33	0	0.00
9	EVERSHINE MERCANTILE PVT. LTD.	1621700	0.91	0	0.00
10	EXCEL FINCAP PVT. LTD.	102135	0.06	0	0.00
11	FOCUS SECURITIES & CREDITS PVT. LTD.	1460000	0.82	445000	0.25
12	FOUR WINGS MARKETING PVT. LTD.	101700	0.06	0	0.00
13	GMK BUILDERS PVT. LTD.	8164800	4.56	5387900	3.01
14	GOEL CONTAINERS PVT. LTD.	1378682	0.77	1318682	0.74
15	HISSAR TUBES PVT. LTD.	700000	0.39	0	0.00
16	HI-TECH MERCANTILE (INDIA) PVT. LTD.	2720695	1.52	1050695	0.59
17	NEW ERA COMMERCE & SECURITIES PVT. LTD.	215985	0.12	0	0.00
18	OCEAN ISPAT PVT. LTD.	300000	0.17	300000	0.17
19	PAREEK OVERSEAS PVT. LTD.	623060	0.35	0	0.00
20	PRAKASH CAPITAL SERVICES LTD.	1508467	0.84	0	0.00
21	PRAKASH INDUSTRIAL FINANCE LTD.	904950	0.51	214950	0.12
22	PREMIER FINCAP PVT. LTD.	767000	0.43	0	0.00
23	PRIMENET GLOBAL LTD.	2470500	1.38	945500	0.53
24	PRIME MERCANTILE PVT. LTD.	3701470	2.07	2787670	1.56
25	SAMYAK SECURITIES PVT. LTD	1500000	0.84	0	0.00
26	SHREE LABH LAKSHMI CAPITAL SERVICES PVT. LTD.	2311471	1.29	2311471	1.29
27	STYLE LEASING & FINANCE PVT. LTD.	1114400	0.62	250000	0.14
28	SUNVIN TRADING & INVESTMENT PVT. LTD.	242312	0.14	0	0.00
29	TECHDRIVE SOFTWARE LTD	562550	0.31	0	0.00
30	TOOLS INDIA PVT. LTD.	900900	0.50	0	0.00
31	UNITY MERCANTILE PVT. LTD.	251575	0.14	0	0.00
32	VANSHI FARMS PVT. LTD.	3157900	1.76	2590000	1.45
33	VISION MERCANTILE PVT. LTD.	1866754	1.04	233337	0.13
34	WELTER SECURITIES LTD.	5006666	2.80	3150066	1.76
35	CHAIBASA STEEL LLP	250000	0.14	250000	0.14
36	DHRUV COMMERCE LLP	1481000	0.83	574000	0.32
37	ESSENTIAL ELECTRONICS LLP	302100	0.17	302100	0.17
38	EVERSHINE MERCANTILE LLP	300000	0.17	300000	0.17
39	FOUR WINGS MARKETING LLP	300000	0.17	300000	0.17
40	HISSAR TUBES LLP	650012	0.36	650012	0.36
41	PREMIER FINCAP LLP	476480	0.27	476480	0.27
42	ROURKELA STEEL LLP	1427133	0.80	0	0.00
43	SHIKHA MERCANTILE LLP	70600	0.04	70600	0.04
44	SPRING MERCANTILE LLP	500	0.00	0	0.00
45	SUNVIN TRADING & INVESTMENT LLP	1007688	0.56	925000	0.52
46	SUVARNA MARKETING LLP	95000	0.05	95000	0.05
	<b>TOTAL</b>	<b>76955097</b>	<b>42.97</b>	<b>39487853</b>	<b>22.05</b>



# SAMYAK SECURITIES PVT.LTD.

Regd. Office : N-2/6,DLF Phase-II, Gurgaon(Haryana)-122008  
CIN NO. U74899HR1991PTC041281

---

19<sup>th</sup> April, 2023

Listing Department  
BSE Ltd.  
Phiroze Jeejeebhoy Towers  
Dalal Street  
Mumbai – 400001

Listing Department  
National Stock Exchange of India Ltd  
Exchange Plaza, 5th Floor, Plot No. C/1  
G Block, Bandra-Kurla Complex,  
Bandra (E), Mumbai - 400051

Company Code : 506022

Company Symbol : PRAKASH

Sub : **Disclosure under Regulation 31 of Securities and Exchange Board of India  
(Substantial Acquisition of Shares and Takeovers) Regulations, 2011**

Dear Sir,

In terms of the provisions of Regulation 31 of the SEBI (Substantial Acquisition of Shares and Takeovers) Regulations, 2011, we being Promoter group of Prakash Industries Limited hereby enclosing the details of shares pledged by us in the prescribed format.

This is for your information and record please.

Thanking you,

Yours faithfully,  
For **Samyak Securities Private Limited**



**Authorised Signatory**

Encl : (2) as above

CC To :

Prakash Industries Ltd.  
15 Km. Stone, Delhi Road,  
Hissar – 125044

Disclosure by the Promoter(s) to the stock exchanges and to the Target Company for encumbrance of shares / invocation of encumbrance / release of encumbrance, in terms of Regulation 31(1) and 31(2) of SEBI (Substantial Acquisition of Shares and Takeovers) Regulation, 2011

Name of the Target Company(TC)	PRAKASH INDUSTRIES LIMITED														
Names of the Stock Exchanges where the shares of the target company are listed	BSE Ltd & National Stock Exchange of India Ltd														
Date of reporting	19 April 2023														
Name of the promoter or PAC on whose shares encumbrance has been created/ released/invoked	Samyak Securities Pvt. Ltd.														
Details of the creation of encumbrance :	Details of events pertaining to encumbrance (3)														
Name of the promoter(s) or PACs with him *	Company (1)	No. of shares	% of total share capital	Promoter holding encumbered (2)	No. of shares	% of total share capital	Type of event (creation/ release/ invocation)	Date of creation/ release of encumbrance	Type of encumbrance (pledge/ lien/ invocation non disposal undetaking/ others)	Reasons for encumbrance	No. of shares	% of total share capital	Name of the entity in whose favour shares are encumbered	No. of shares	% of total share capital
Samyak Securities Pvt. Ltd *		1500000	0.84	0	0.00	0.00	Creation	18.04.2023	Pledge	Third Party Pledge	1500000	0.84	Godawari Power and Ispat Ltd.	1500000	0.84

for Samyak Securities Pvt. Ltd.

Authorised Signatory



Place : Gurgaon

Date : 19.04.2023

\* The details of encumbrances of residual promoters as on 13.04.2023 enclosed herewith as Annexure 1 is an extract of the data available of the Target Company

**PRAKASH INDUSTRIES LIMITED**  
**Details of encumbrance of residual promoters as on 13.04.2023**

Sr. No.	Name of the Shareholder	Total shares held		Shares pledged or otherwise encumbered	
		No. of shares held	As a % of total share capital	No. of shares held	As a % of total share capital
1	SHRI V.P. AGARWAL	20451072	11.42	10362890	5.79
2	V.P. AGARWAL (HUF)	2208644	1.23	2208644	1.23
3	SMT. MOHINI AGARWAL	1019856	0.57	1019856	0.57
4	SHRI VIKRAM AGARWAL	406500	0.23	406500	0.23
5	SHRI KANHA AGARWAL	18540	0.01	0	0.00
6	AIRCON TRADEX PVT. LTD.	611800	0.34	96000	0.05
7	AMBROSIA COMMERCE PVT. LTD.	1936500	1.08	561500	0.31
8	DHRUV COMMERCE PVT. LTD.	300500	0.17	0	0.00
9	ESSENTIAL ELECTRONICS PVT. LTD.	597300	0.33	0	0.00
10	EVERSHINE MERCANTILE PVT. LTD.	1621700	0.91	0	0.00
11	EXCEL FINCAP PVT. LTD.	102135	0.06	0	0.00
12	FOCUS SECURITIES & CREDITS PVT. LTD.	1460000	0.82	445000	0.25
13	FOUR WINGS MARKETING PVT. LTD.	101700	0.06	0	0.00
14	GMK BUILDERS PVT. LTD.	8164800	4.56	5387900	3.01
15	GOEL CONTAINERS PVT. LTD.	1378682	0.77	1318682	0.74
16	HISSAR TUBES PVT. LTD.	700000	0.39	0	0.00
17	HI-TECH MERCANTILE (INDIA) PVT. LTD.	2720695	1.52	1050695	0.59
18	NEW ERA COMMERCE & SECURITIES PVT. LTD.	215985	0.12	0	0.00
19	OCEAN ISPAT PVT. LTD.	300000	0.17	300000	0.17
20	PAREEK OVERSEAS PVT. LTD.	623060	0.35	0	0.00
21	PRAKASH CAPITAL SERVICES LTD.	1508467	0.84	0	0.00
22	PRAKASH INDUSTRIAL FINANCE LTD.	904950	0.51	214950	0.12
23	PREMIER FINCAP PVT. LTD.	767000	0.43	0	0.00
24	PRIMENET GLOBAL LTD.	2470500	1.38	945500	0.53
25	PRIME MERCANTILE PVT. LTD.	3701470	2.07	2787670	1.56
26	SHREE LABH LAKSHMI CAPITAL SERVICES PVT. LTD.	2311471	1.29	2311471	1.29
27	STYLE LEASING & FINANCE PVT. LTD.	1114400	0.62	250000	0.14
28	SUNVIN TRADING & INVESTMENT PVT. LTD.	242312	0.14	0	0.00
29	TECHDRIVE SOFTWARE LTD	562550	0.31	0	0.00
30	TOOLS INDIA PVT. LTD.	900900	0.50	0	0.00
31	UNITY MERCANTILE PVT. LTD.	251575	0.14	0	0.00
32	VANSHI FARMS PVT. LTD.	3157900	1.76	2590000	1.45
33	VISION MERCANTILE PVT. LTD.	1866754	1.04	233337	0.13
34	WELTER SECURITIES LTD.	5006666	2.80	3150066	1.76
35	CHAIBASA STEEL LLP	250000	0.14	250000	0.14
36	DHRUV COMMERCE LLP	1481000	0.83	574000	0.32
37	ESSENTIAL ELECTRONICS LLP	302100	0.17	302100	0.17
38	EVERSHINE MERCANTILE LLP	300000	0.17	300000	0.17
39	FOUR WINGS MARKETING LLP	300000	0.17	300000	0.17
40	HISSAR TUBES LLP	650012	0.36	650012	0.36
41	PREMIER FINCAP LLP	476480	0.27	476480	0.27
42	ROURKELA STEEL LLP	1427133	0.80	0	0.00
43	SHIKHA MERCANTILE LLP	70600	0.04	70600	0.04
44	SPRING MERCANTILE LLP	500	0.00	0	0.00
45	SUNVIN TRADING & INVESTMENT LLP	1007688	0.56	925000	0.52
46	SUVARNA MARKETING LLP	95000	0.05	95000	0.05
	<b>TOTAL</b>	<b>76066897</b>	<b>42.48</b>	<b>39583853</b>	<b>22.10</b>



# HISSAR TUBES PVT.LTD.

Regd. Office: N, 3 RD Floor Old Delhi Raod, Golden Jublee Plaza Gurugram 122001  
CIN . U25112HR1974PTC007207  
Email ID : gopaltg@gmail.com

---

19<sup>th</sup> April, 2023

Listing Department  
BSE Ltd.  
Phiroze Jeejeebhoy Towers  
Dalal Street  
Mumbai – 400001

Listing Department  
National Stock Exchange of India Ltd  
Exchange Plaza, 5th Floor, Plot No. C/1  
G Block, Bandra-Kurla Complex,  
Bandra (E), Mumbai - 400051

Company Code : 506022

Company Symbol : PRAKASH

Sub : **Disclosure under Regulation 31 of Securities and Exchange Board of India  
(Substantial Acquisition of Shares and Takeovers) Regulations, 2011**

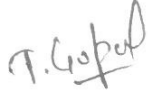
Dear Sir,

In terms of the provisions of Regulation 31 of the SEBI (Substantial Acquisition of Shares and Takeovers) Regulations, 2011, we being Promoter group of Prakash Industries Limited hereby enclosing the details of shares pledged by us in the prescribed format.

This is for your information and record please.

Thanking you,

Yours faithfully,  
For **Hissar Tubes Private Limited**



**Authorised Signatory**

Encl : (2) as above

CC To :

Prakash Industries Ltd.  
15 Km. Stone, Delhi Road,  
Hissar – 125044

Disclosure by the Promoter(s) to the stock exchanges and to the Target Company for encumbrance of shares / invocation of encumbrance / release of encumbrance, in terms of Regulation 31(1) and 31(2) of SEBI (Substantial Acquisition of Shares and Takeovers) Regulation, 2011

Name of the Target Company(TC)	PRAKASH INDUSTRIES LIMITED												
Names of the Stock Exchanges where the shares of the target company are listed	BSE Ltd. & National Stock Exchange of India Ltd												
Date of reporting	19 April 2023												
Name of the promoter or PAC on whose shares encumbrance has been created/ released/invoked	Hissar Tubes Pvt. Ltd.												
Details of the creation of encumbrance :	Details of events pertaining to encumbrance (3)												
Name of the promoter(s) or PACs with him *	Promoter holding in the target company (1)	Promoter holding already	Type of event (creation/ release/ invocation)	Date of creation/ release/ invocation of encumbrance	Type of encumbrance (pledge/ lien/ non disposal/ undetaking/ others)	Reasons for encumbrance	No. of shares	% of total share capital	Name of the entity in whose favour shares are encumbered	No. of shares	% of total share capital	Post event holding of encumbered shares	
Hissar Tubes Pvt. Ltd.*	700000	0	Creation	18.04.2023	Pledge	Third Party Pledge	700000	0.39	Godawari Power and Sapat Ltd.	700000	0.39	0.39	

for Hissar Tubes Pvt. Ltd.

Authorised Signatory

Place : Gurgaon

Date : 19.04.2023

\* The details of encumbrances of residual promoters as on 13.04.2023 enclosed herewith as Annexure 1 is an extract of the data available of the Target Company

**PRAKASH INDUSTRIES LIMITED**  
**Details of encumbrance of residual promoters as on 13.04.2023**

Sr. No.	Name of the Shareholder	Total shares held		Shares pledged or otherwise encumbered	
		No. of shares held	As a % of total share capital	No. of shares held	As a % of total share capital
1	SHRI V.P. AGARWAL	20451072	11.42	10362890	5.79
2	V.P. AGARWAL (HUF)	2208644	1.23	2208644	1.23
3	SMT. MOHINI AGARWAL	1019856	0.57	1019856	0.57
4	SHRI VIKRAM AGARWAL	406500	0.23	406500	0.23
5	SHRI KANHA AGARWAL	18540	0.01	0	0.00
6	AIRCON TRADEX PVT. LTD.	611800	0.34	96000	0.05
7	AMBROSIA COMMERCE PVT. LTD.	1936500	1.08	561500	0.31
8	DHRUV COMMERCE PVT. LTD.	300500	0.17	0	0.00
9	ESSENTIAL ELECTRONICS PVT. LTD.	597300	0.33	0	0.00
10	EVERSHINE MERCANTILE PVT. LTD.	1621700	0.91	0	0.00
11	EXCEL FINCAP PVT. LTD.	102135	0.06	0	0.00
12	FOCUS SECURITIES & CREDITS PVT. LTD.	1460000	0.82	445000	0.25
13	FOUR WINGS MARKETING PVT. LTD.	101700	0.06	0	0.00
14	GMK BUILDERS PVT. LTD.	8164800	4.56	5387900	3.01
15	GOEL CONTAINERS PVT. LTD.	1378682	0.77	1318682	0.74
16	HI-TECH MERCANTILE (INDIA) PVT. LTD.	2720695	1.52	1050695	0.59
17	NEW ERA COMMERCE & SECURITIES PVT. LTD.	215985	0.12	0	0.00
18	OCEAN ISPAT PVT. LTD.	300000	0.17	300000	0.17
19	PAREEK OVERSEAS PVT. LTD.	623060	0.35	0	0.00
20	PRAKASH CAPITAL SERVICES LTD.	1508467	0.84	0	0.00
21	PRAKASH INDUSTRIAL FINANCE LTD.	904950	0.51	214950	0.12
22	PREMIER FINCAP PVT. LTD.	767000	0.43	0	0.00
23	PRIMENET GLOBAL LTD.	2470500	1.38	945500	0.53
24	PRIME MERCANTILE PVT. LTD.	3701470	2.07	2787670	1.56
25	SAMYAK SECURITIES PVT. LTD	1500000	0.84	0	0.00
26	SHREE LABH LAKSHMI CAPITAL SERVICES PVT. LTD.	2311471	1.29	2311471	1.29
27	STYLE LEASING & FINANCE PVT. LTD.	1114400	0.62	250000	0.14
28	SUNVIN TRADING & INVESTMENT PVT. LTD.	242312	0.14	0	0.00
29	TECHDRIVE SOFTWARE LTD	562550	0.31	0	0.00
30	TOOLS INDIA PVT. LTD.	900900	0.50	0	0.00
31	UNITY MERCANTILE PVT. LTD.	251575	0.14	0	0.00
32	VANSHI FARMS PVT. LTD.	3157900	1.76	2590000	1.45
33	VISION MERCANTILE PVT. LTD.	1866754	1.04	233337	0.13
34	WELTER SECURITIES LTD.	5006666	2.80	3150066	1.76
35	CHAIBASA STEEL LLP	250000	0.14	250000	0.14
36	DHRUV COMMERCE LLP	1481000	0.83	574000	0.32
37	ESSENTIAL ELECTRONICS LLP	302100	0.17	302100	0.17
38	EVERSHINE MERCANTILE LLP	300000	0.17	300000	0.17
39	FOUR WINGS MARKETING LLP	300000	0.17	300000	0.17
40	HISSAR TUBES LLP	650012	0.36	650012	0.36
41	PREMIER FINCAP LLP	476480	0.27	476480	0.27
42	ROURKELA STEEL LLP	1427133	0.80	0	0.00
43	SHIKHA MERCANTILE LLP	70600	0.04	70600	0.04
44	SPRING MERCANTILE LLP	500	0.00	0	0.00
45	SUNVIN TRADING & INVESTMENT LLP	1007688	0.56	925000	0.52
46	SUVARNA MARKETING LLP	95000	0.05	95000	0.05
	<b>TOTAL</b>	<b>76866897</b>	<b>42.92</b>	<b>39583853</b>	<b>22.10</b>

*T. Gopal*

# UNITY MERCANTILE PVT. LTD.

Regd. Office : 303, Himland House, D-5, Karampura Commercial Complex,  
New Delhi-110015.  
CIN NO. U74899DL1995PTC068627

19<sup>th</sup> April, 2023

Listing Department  
BSE Ltd.  
Phiroze Jeejeebhoy Towers  
Dalal Street  
Mumbai – 400001

Listing Department  
National Stock Exchange of India Ltd  
Exchange Plaza, 5th Floor, Plot No. C/1  
G Block, Bandra-Kurla Complex,  
Bandra (E), Mumbai - 400051

Company Code : 506022

Company Symbol : PRAKASH

Sub : Disclosure under Regulation 31 of Securities and Exchange Board of India  
(Substantial Acquisition of Shares and Takeovers) Regulations, 2011

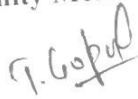
Dear Sir,

In terms of the provisions of Regulation 31 of the SEBI (Substantial Acquisition of Shares and Takeovers) Regulations, 2011, we being Promoter group of Prakash Industries Limited hereby enclosing the details of shares pledged by us in the prescribed format.

This is for your information and record please.

Thanking you,

Yours faithfully,  
For **Unity Mercantile Private Limited**



**Authorised Signatory**

Encl : (2) as above

CC To :

Prakash Industries Ltd.  
15 Km. Stone, Delhi Road,  
Hissar – 125044



Disclosure by the Promoter(s) to the stock exchanges and to the Target Company for encumbrance of shares / invocation of encumbrance/ release of encumbrance, in terms of Regulation 31(1) and 31(2) of SEBI (Substantial Acquisition of Shares and Takeovers) Regulation, 2011

Name of the Target Company(TC)	PRAKASH INDUSTRIES LIMITED												
Names of the Stock Exchanges where the shares of the target company are listed	BSE Ltd. & National Stock Exchange of India Ltd												
Date of reporting	19 April 2023												
Name of the promoter or PAC on whose shares encumbrance has been created/ released/invoked	Unity Mercantile Pvt. Ltd.												
Details of the creation of encumbrance :	Details of events pertaining to encumbrance (3)												
Name of the promoter(s) or PACs with whom *	Promoter holding in the target company (1)	Promoter holding already encumbered (2)	Type of event (creation/ release/ invocation)	Date of creation/ release/ invocation of encumbrance	Type of encumbrance (pledge/ lien/ non disposal undertaking/ others)	Reasons for encumbrance	No. of shares	% of total share capital	Name of the entry in whose favour shares are encumbered	No. of shares	% of total share capital	Post event holding of encumbered shares	% of total share capital
Unity Mercantile Pvt. Ltd. *	251575	0	Creation	18.04.2023	Pledge	Third Party Pledge	251500	0.14	Godawari Power and Ispat Ltd.	251500	0.14	251500	0.14

for Unity Mercantile Pvt. Ltd.

Authorised Signatory

*R. Gupta*

Place : New Delhi

Date : 19.04.2023

\* The details of encumbrances of residual promoters as on 13.04.2023 enclosed herewith as Annexure 1 is an extract of the data available of the Target Company.

**PRAKASH INDUSTRIES LIMITED**  
**Details of encumbrance of residual promoters as on 13.04.2023**

Sr. No.	Name of the Shareholder	Total shares held		Shares pledged or otherwise encumbered	
		No. of shares held	As a % of total share capital	No. of shares held	As a % of total share capital
1	SHRI V.P. AGARWAL	20451072	11.42	10362890	5.79
2	V.P. AGARWAL (HUF)	2208644	1.23	2208644	1.23
3	SMT. MOHINI AGARWAL	1019856	0.57	1019856	0.57
4	SHRI VIKRAM AGARWAL	406500	0.23	406500	0.23
5	SHRI KANHA AGARWAL	18540	0.01	0	0.00
6	AIRCON TRADEX PVT. LTD.	611800	0.34	96000	0.05
7	AMBROSIA COMMERCE PVT. LTD.	1936500	1.08	561500	0.31
8	DHRUV COMMERCE PVT. LTD.	300500	0.17	0	0.00
9	ESSENTIAL ELECTRONICS PVT. LTD.	597300	0.33	0	0.00
10	EVERSHINE MERCANTILE PVT. LTD.	1621700	0.91	0	0.00
11	EXCEL FINCAP PVT. LTD.	102135	0.06	0	0.00
12	FOCUS SECURITIES & CREDITS PVT. LTD.	1460000	0.82	445000	0.25
13	FOUR WINGS MARKETING PVT. LTD.	101700	0.06	0	0.00
14	GMK BUILDERS PVT. LTD.	8164800	4.56	5387900	3.01
15	GOEL CONTAINERS PVT. LTD.	1378682	0.77	1318682	0.74
16	HISSAR TUBES PVT. LTD.	700000	0.39	0	0.00
17	HI-TECH MERCANTILE (INDIA) PVT. LTD.	2720695	1.52	1050695	0.59
18	NEW ERA COMMERCE & SECURITIES PVT. LTD.	215985	0.12	0	0.00
19	OCEAN ISPAT PVT. LTD.	300000	0.17	300000	0.17
20	PAREEK OVERSEAS PVT. LTD.	623060	0.35	0	0.00
21	PRAKASH CAPITAL SERVICES LTD.	1508467	0.84	0	0.00
22	PRAKASH INDUSTRIAL FINANCE LTD.	904950	0.51	214950	0.12
23	PREMIER FINCAP PVT. LTD.	767000	0.43	0	0.00
24	PRIMENET GLOBAL LTD.	2470500	1.38	945500	0.53
25	PRIME MERCANTILE PVT. LTD.	3701470	2.07	2787670	1.56
26	SAMYAK SECURITIES PVT. LTD	1500000	0.84	0	0.00
27	SHREE LABH LAKSHMI CAPITAL SERVICES PVT. LTD.	2311471	1.29	2311471	1.29
28	STYLE LEASING & FINANCE PVT. LTD.	1114400	0.62	250000	0.14
29	SUNVIN TRADING & INVESTMENT PVT. LTD.	242312	0.14	0	0.00
30	TECHDRIVE SOFTWARE LTD	562550	0.31	0	0.00
31	TOOLS INDIA PVT. LTD.	900900	0.50	0	0.00
32	VANSHI FARMS PVT. LTD.	3157900	1.76	2590000	1.45
33	VISION MERCANTILE PVT. LTD.	1866754	1.04	233337	0.13
34	WELTER SECURITIES LTD.	5006666	2.80	3150066	1.76
35	CHAIBASA STEEL LLP	250000	0.14	250000	0.14
36	DHRUV COMMERCE LLP	1481000	0.83	574000	0.32
37	ESSENTIAL ELECTRONICS LLP	302100	0.17	302100	0.17
38	EVERSHINE MERCANTILE LLP	300000	0.17	300000	0.17
39	FOUR WINGS MARKETING LLP	300000	0.17	300000	0.17
40	HISSAR TUBES LLP	650012	0.36	650012	0.36
41	PREMIER FINCAP LLP	476480	0.27	476480	0.27
42	ROURKELA STEEL LLP	1427133	0.80	0	0.00
43	SHIKHA MERCANTILE LLP	70600	0.04	70600	0.04
44	SPRING MERCANTILE LLP	500	0.00	0	0.00
45	SUNVIN TRADING & INVESTMENT LLP	1007688	0.56	925000	0.52
46	SUVARNA MARKETING LLP	95000	0.05	95000	0.05
	<b>TOTAL</b>	<b>77315322</b>	<b>43.17</b>	<b>39583853</b>	<b>22.10</b>

*T. Gopal*

# ESSENTIAL ELECTRONICS PVT.LTD.

Regd. Off. : 303, Himelnd House, D-5, Karampura Commercial Complex,  
New Delhi -110015.

Cin no.U74899DL1993PTC053685

---

19<sup>th</sup> April, 2023

Listing Department  
BSE Ltd.  
Phiroze Jeejeebhoy Towers  
Dalal Street  
Mumbai – 400001

Listing Department  
National Stock Exchange of India Ltd  
Exchange Plaza, 5th Floor, Plot No. C/1  
G Block, Bandra-Kurla Complex,  
Bandra (E), Mumbai - 400051

Company Code : 506022

Company Symbol : PRAKASH

Sub : **Disclosure under Regulation 31 of Securities and Exchange Board of India  
(Substantial Acquisition of Shares and Takeovers) Regulations, 2011**

Dear Sir,

In terms of the provisions of Regulation 31 of the SEBI (Substantial Acquisition of Shares and Takeovers) Regulations, 2011, we being Promoter group of Prakash Industries Limited hereby enclosing the details of shares pledged by us in the prescribed format.

This is for your information and record please.

Thanking you,

Yours faithfully,  
For **Essential Electronics Private Limited**



**Authorised Signatory**

Encl : (2) as above

CC To :

Prakash Industries Ltd.  
15 Km. Stone, Delhi Road,  
Hissar – 125044

Disclosure by the Promoter(s) to the stock exchanges and to the Target Company for encumbrance of shares / invocation of encumbrance/ release of encumbrance, in terms of Regulation 31(1) and 31(2) of SEBI (Substantial Acquisition of Shares and Takeovers) Regulation, 2011

Name of the Target Company(TC)	PRAKASH INDUSTRIES LIMITED												
Names of the Stock Exchanges where the shares of the target company are listed	BSE Ltd. & National Stock Exchange of India Ltd.												
Date of reporting	19 April 2023												
Name of the promoter or PAC on whose shares encumbrance has been created/ released/invoked	Essential Electronics Pvt. Ltd												
Details of the creation of encumbrance :													
Name of the promoter(s) or PACs with whom *	Promoter holding in the target company (1)			Promoter holding already encumbered (2)			Details of events pertaining to encumbrance (3)				Post event holding of encumbered shares		
	No. of shares	% of total share capital	No. of shares	% of total share capital	Type event (creation/ release/ invocation)	Date of creation/ release/ invocation of encumbrance	Type of encumbrance (pledge/ lien/ non disposal/ undertaking/ others)	Reasons for encumbrance	No. of shares	% of total share capital	Name of the entity in whose favour shares are encumbered	No. of shares	% of total share capital
Essential Electronics Pvt. Ltd.*	597300	0.33	0	0.00	Creation	18.04.2023	Pledge	Third Party Pledge	597300	0.33	Godawari Power and Sapat Ltd	597300	0.33

for Essential Electronics Pvt. Ltd.

Authorised Signatory

Place : New Delhi

Date : 19.04.2023

\* The details of encumbrances of residual promoters as on 13.04.2023 enclosed herewith as Annexure 1 is an extract of the data available of the Target Company

**PRAKASH INDUSTRIES LIMITED**  
**Details of encumbrance of residual promoters as on 13.04.2023**

Sr. No.	Name of the Shareholder	Total shares held		Shares pledged or otherwise encumbered	
		No. of shares held	As a % of total share capital	No. of shares held	As a % of total share capital
1	SHRI V.P. AGARWAL	20451072	11.42	10362890	5.79
2	V.P. AGARWAL (HUF)	2208644	1.23	2208644	1.23
3	SMT. MOHINI AGARWAL	1019856	0.57	1019856	0.57
4	SHRI VIKRAM AGARWAL	406500	0.23	406500	0.23
5	SHRI KANHA AGARWAL	18540	0.01	0	0.00
6	AIRCON TRADEX PVT. LTD.	611800	0.34	96000	0.05
7	AMBROSIA COMMERCE PVT. LTD.	1936500	1.08	561500	0.31
8	DHRUV COMMERCE PVT. LTD.	300500	0.17	0	0.00
9	EVERSHINE MERCANTILE PVT. LTD.	1621700	0.91	0	0.00
10	EXCEL FINCAP PVT. LTD.	102135	0.06	0	0.00
11	FOCUS SECURITIES & CREDITS PVT. LTD.	1460000	0.82	445000	0.25
12	FOUR WINGS MARKETING PVT. LTD.	101700	0.06	0	0.00
13	GMK BUILDERS PVT. LTD.	8164800	4.56	5387900	3.01
14	GOEL CONTAINERS PVT. LTD.	1378682	0.77	1318682	0.74
15	HISSAR TUBES PVT. LTD.	700000	0.39	0	0.00
16	HI-TECH MERCANTILE (INDIA) PVT. LTD.	2720695	1.52	1050695	0.59
17	NEW ERA COMMERCE & SECURITIES PVT. LTD.	215985	0.12	0	0.00
18	OCEAN ISPAT PVT. LTD.	300000	0.17	300000	0.17
19	PAREEK OVERSEAS PVT. LTD.	623060	0.35	0	0.00
20	PRAKASH CAPITAL SERVICES LTD.	1508467	0.84	0	0.00
21	PRAKASH INDUSTRIAL FINANCE LTD.	904950	0.51	214950	0.12
22	PREMIER FINCAP PVT. LTD.	767000	0.43	0	0.00
23	PRIMENET GLOBAL LTD.	2470500	1.38	945500	0.53
24	PRIME MERCANTILE PVT. LTD.	3701470	2.07	2787670	1.56
25	SAMYAK SECURITIES PVT. LTD	1500000	0.84	0	0.00
26	SHREE LABH LAKSHMI CAPITAL SERVICES PVT. LTD.	2311471	1.29	2311471	1.29
27	STYLE LEASING & FINANCE PVT. LTD.	1114400	0.62	250000	0.14
28	SUNVIN TRADING & INVESTMENT PVT. LTD.	242312	0.14	0	0.00
29	TECHDRIVE SOFTWARE LTD	562550	0.31	0	0.00
30	TOOLS INDIA PVT. LTD.	900900	0.50	0	0.00
31	UNITY MERCANTILE PVT. LTD.	251575	0.14	0	0.00
32	VANSHI FARMS PVT. LTD.	3157900	1.76	2590000	1.45
33	VISION MERCANTILE PVT. LTD.	1866754	1.04	233337	0.13
34	WELTER SECURITIES LTD.	5006666	2.80	3150066	1.76
35	CHAIBASA STEEL LLP	250000	0.14	250000	0.14
36	DHRUV COMMERCE LLP	1481000	0.83	574000	0.32
37	ESSENTIAL ELECTRONICS LLP	302100	0.17	302100	0.17
38	EVERSHINE MERCANTILE LLP	300000	0.17	300000	0.17
39	FOUR WINGS MARKETING LLP	300000	0.17	300000	0.17
40	HISSAR TUBES LLP	650012	0.36	650012	0.36
41	PREMIER FINCAP LLP	476480	0.27	476480	0.27
42	ROURKELA STEEL LLP	1427133	0.80	0	0.00
43	SHIKHA MERCANTILE LLP	70600	0.04	70600	0.04
44	SPRING MERCANTILE LLP	500	0.00	0	0.00
45	SUNVIN TRADING & INVESTMENT LLP	1007688	0.56	925000	0.52
46	SUVARNA MARKETING LLP	95000	0.05	95000	0.05
	<b>TOTAL</b>	<b>76969597</b>	<b>42.98</b>	<b>39583853</b>	<b>22.10</b>