

Corp. Office
392, 'E' Shahupuri,
Post Box No. 201,
Kolhapur 416 001, India

Works
Plot No. C 18,
Five Star MIDC, Kagal,
Kolhapur 416 216 India.

T 0231 2658375
W www.synergygreenind.com
L27100PN2010PLC137493



September 06, 2022

To,
The BSE Limited,
Corporate Relationship Department,
1st Floor New Trading Building,
Rotunda Building,
P.J. Towers, Dalal Street,
Fort, Mumbai - 400 001

To,
Corporate Communications,
National Stock Exchange of India Ltd.,
Exchange Plaza, Plot No.C/1, G Block,
Bandra-Kurla Complex, Bandra (E),
Mumbai - 400051.

Scrip Code : 541929

Security ID : SGIL

Subject : Submission of Annual Report for the F.Y.2021-22 of Synergy Green Industries Limited.

Dear Sir/Madam,

In accordance with Regulation 34(1) of the SEBI (Listing Obligations and Disclosure Requirements) Regulations, 2015, please find enclosed herewith a copy of the Annual Report for the Financial Year 2021-22 including the Notice convening the 12th Annual General Meeting, being sent to the members through electronic mode. The Annual Report including Notice is also uploaded on the Company's Website www.synergygreenind.com.

This is for your information and records

Yours Faithfully,
For Synergy Green Industries Limited

A handwritten signature in blue ink, appearing to read "Nilesh M. Mankar".

Nilesh M. Mankar
Company Secretary and Compliance Officer
Memb.No.: ACS39928



Encl.: As above.



SYNERGY
GREEN
INDUSTRIES LTD



Annual Report 2021 - 2022

SYNERGY GREEN INDUSTRIES LIMITED

(Formerly known as Synergy Green Industries Pvt. Ltd.)

(CIN : L27100PN2010PLC137493)

12TH ANNUAL REPORT FOR THE F.Y. 2021-2022

BOARD OF DIRECTORS (As on 20-05-2022)

Mr. Sachin R. Shirgaokar	Chairman & Managing Director
Mr. Shishir S. Shirgaokar	Non-Executive Director
Mr. Chandan S. Shirgaokar	Non-Executive Director
Mr. Sohan S. Shirgaokar	Joint Managing Director
Mr. V. S. Reddy	Executive Director (Technical)
Mrs. Prabha P. Kulkarni	Independent Woman Director
Mr. Dattaram P. Kamat	Independent Director
Dr. M. R. Desai	Independent Director
Mr. Meyyappan Shanmugam	Independent Director
Mr. Subhash G. Kutte	Independent Director

KEY MANAGERIAL PERSONNEL

Mr. Suhas B. Kulkarni	Chief Financial Officer
Mr. Nilesh M. Mankar	Company Secretary

AUDITORS

M/s. DAB & Associates,
Chartered Accountants,
C. S. No. 221, B-1, E Ward, Rajhans Apartment,
2nd Floor, Flat No. S-6, Tarabai Park, Kolhapur - 416 003.
Phone - (0231) - 2659546

CONTENTS

Sr. No.	Particulars	Page Nos.
1.	Chairman's Letter	3
2.	Notice of Annual General Meeting	4 - 12
3.	Directors' Report with Annexures	13 - 29
4.	Management Discussion & Analysis	30 - 38
5.	Corporate Governance Report	39 - 59
6.	Auditor's Report with Annexures	61 - 69
7.	Balance Sheet	70
8.	Profit & Loss Account	71
9.	Cash Flow Statement	72 - 73
10.	Notes to Financial Statements	74 - 97
11.	Significant Accounting Policies	98 - 106
12.	Other Information & Disclosures	107 - 133

Registered Office:

392, E Ward, Assembly Road, Shahupuri,
Kolhapur-416001, Maharashtra.
Tel. No.:0231 2658375
Web.: www.synergygreenind.com

Factory Office

C-18, Five Star MIDC, Kagal,
Tal. Hatkanangle, Kolhapur-416216.
Tel. No.:0231 2305311, 2305312
Email : info@synergygreenind.com

Registrar & Transfer Agent

Link Intime India Pvt. Ltd.
Block No. 202, Akshay Complex, Near Ganesh Temple,
Off Dhole Patil Road, Pune - 411 001 Phone: +91 20 26160084
Email:- pune@linkintime.co.in

Bankers

Bank of Baroda

ANNUAL GENERAL MEETING

**12TH ANNUAL GENERAL MEETING THROUGH VIDEO CONFERENCING OR OTHER AUDIO VISUAL
MEANS AT KOLHAPUR ON THURSDAY, 29TH DAY OF SEPTEMBER, 2022 AT 11.00 A.M. IST**

Chairman's Letter

Dear Share Holders,

I am pleased to update you that, Company has achieved a strong revenue growth during the financial year 2021-22, in spite of operational disturbances during first quarter due to Covid-19 second wave and oxygen short supply for production.

During the year, revenues grown by 42.5% from Rs.199.92 Crores to Rs.284.99 Crores. However due to global supply chain constraint and Russia-Ukraine conflict, input prices have gone up significantly ranging between 30% to 100%. This has resulted in impacting PBDIT margins from 12.6% to 8.9%. Absolute PBDIT stands at Rs.25.28 Crores as against Rs.25.19 Crores last year and ended in flat.

During the year Company has successfully developed 4 MW castings to Vestas Wind Technology India Pvt. Ltd., 3.4 MW castings to Siemens Gamesa Renewable Power Pvt. Ltd., and corresponding gear box parts to ZF Wind Power Coimbatore Pvt. Ltd. & Siemens (Flender Drives Pvt. Ltd.). These parts are projected to contribute major revenues during upcoming period.

Industry overview and future prospects:

- a. During the year 2021, global wind installations remained flat at 93.6 GW as the previous year has achieved phenomenal 53% growth. Global Wind Energy Council (GWEC) is forecasting healthy 6.6% industry growth for next 5 years.
- b. Indian wind installations have grown by 40% from 1.12 GW to 1.57 GW. However, these installations are much below the potential of 5 GW. During July 22, government has dropped reverse bidding mechanism and this should help in bringing back higher installations to domestic market.
- c. On the back of global uncertainty, Vestas Wind Technology India Pvt. Ltd. has done major rescheduling in first quarter of FY 2022-23 resulted in flat revenues. For rest of the three quarters company is having strong order book with a quarterly schedule of Rs.90 Crores Plus. Company is estimated to grow around 15% during the year.
- d. Input prices are still volatile and government's intervention in taxation of steel to contain the prices yielded marginal reduction. Globally all wind OEMs had a setback in margins due to drastic increase in inputs. However, they are able to pass on the same to end customers supported by higher energy costs. Based on commodity indices, there is a continuous price revision from customers (with one or two quarters lag) should help in improving our margins.

I am highly thankful to our Board for their valuable guidance and our management team & all employees for their continued effort towards the vision and bringing excellent growth to organisation. I take this opportunity to thank our bankers, Bank of Baroda & Indusind Bank for their continued support in achieving our goals. I also acknowledge the support extended by Central & State governments and express our sincere thanks to them. I would like to express our appreciation to our suppliers and customers for their continued support. I would also like to thank our esteem shareholders for their support.

With Warm Regards

Sachin Rajendra Shirgaokar

Chairman & Managing Director

AGM NOTICE

Notice is hereby given that the 12th Annual General Meeting of the Members of the Company will be held on Thursday, September 29, 2022 at 392, E Ward, Shahupuri, Kolhapur-416001, at 11:00 a.m. through Video Conferencing (“VC”) / Other Audio Visual Means (“OAVM”) to transact the following business:

ORDINARY BUSINESS:

1. To receive, consider and adopt the Audited Financial Statements of the Company for the Financial Year ended 31st March, 2022 together with the Board’s Report and the Auditors’ Report thereon.
2. To appoint a director in place of Mr. Shishir S. Shirgaokar (DIN:00166189), who retires by rotation and being eligible, offers himself for reappointment.
3. To appoint a director in place of Mr. Chandan S. Shirgaokar (DIN:00208200), who retires by rotation and being eligible, offers himself for reappointment.

SPECIAL BUSINESS:

4. **To consider and to pass if thought fit, with or without modification, the following resolution as an Ordinary Resolution:**

“**RESOLVED THAT** pursuant to Section 148 and other applicable provisions, if any, of the Companies Act, 2013 and the Companies (Audit and Auditors) Rules, 2014, including any statutory modification or re-enactment thereof, for the time being in force and pursuant to the recommendation of Audit Committee and the resolution passed in the meeting of Board of Directors held on May 20, 2022 the members of the Company hereby ratify and confirm the remuneration of Rs.1,25,000/- plus applicable taxes and out of pocket expenses (if any) at actual, for the financial year ending March 31, 2023 to M/s Adawadkar Chougule & Associates, Cost Accountants (Firm Registration No. 00425) who are appointed as Cost Auditors to conduct the audit of cost records maintained by the Company for the Financial Year 2022-23.”

“**RESOLVED FURTHER THAT** Mr. Sachin R. Shirgaokar (DIN: 00254442) Chairman & Managing Director or Mr. Sohan S. Shirgaokar (DIN: 00217631), Joint Managing Director of the Company be and are hereby authorized, to do and execute such other forms, E-forms, letters, documents, acts and things as may be necessary, desirable or expedient for the purpose of giving effect to any of foregoing resolutions.”

5. **To consider and to pass if thought fit, with or without modification, the following resolution as an Ordinary Resolution:**

“**RESOLVED THAT** pursuant to the provisions of Section 73(2) read with the Companies (Acceptance of Deposits) Rules, 2014 and all other applicable provisions, if any, of the Companies Act, 2013 and within the overall borrowing limits approved by the members the Company be and is hereby authorised to accept / renew unsecured deposits from its members not exceeding the limits, as prescribed, of the aggregate of the paid up capital and free reserves of the Company as per the latest audited accounts as of 31/03/2022.”

“**RESOLVED FURTHER THAT** Mr. Sachin R. Shirgaokar (DIN: 00254442) Chairman & Managing Director or Mr. Sohan S. Shirgaokar (DIN: 00217631), Joint Managing Director of the Company of the Company be and are hereby authorized, to do and execute such other forms, E-forms, letters, documents, acts and things as may be necessary, desirable or expedient for the purpose of giving effect to any of foregoing resolutions.”

6. **To consider and to pass if thought fit, with or without modification, the following resolution as Special Resolution:**

“**RESOLVED THAT** in supersession of all earlier resolutions passed by the company in this regards, consent of the members be and are hereby accorded in terms of Section 180 (1) (c) of the Companies Act, 2013 and other enabling provisions, if any, for borrowing from time to time any sum or sums of moneys which together with the money already

borrowed by the company, if any, (apart from the temporary loans obtained or to be obtained from the Company's bankers in the ordinary course of business) exceeding the aggregate of the paid up capital of the Company and its free reserves, that is to say Reserves not set apart for any specific purpose, provided however, the total amount so borrowed shall not at any times exceed Rs.2,00,00,00,000/- (Rupees Two hundred Crores only)."

"RESOLVED THAT pursuant to section 180(1)(a) or any other applicable provisions of the Companies Act, 2013, consent of the members be and are hereby accorded for creating mortgage, charge, hypothecation or lien or pledge or otherwise encumber, from time to time, all present and future, movable or immovable properties of the Company and / or whole or substantially the whole or anyone or more of the Company's undertakings or all its undertakings, wherever situated, in favour of financial institutions, Banks, Body Corporate or any other lender to secure fund based / non fund based facilities including term loan and working capital assistance obtained / to be obtained by the Company."

"RESOLVED FURTHER THAT Mr. Sachin R. Shirgaokar, Chairman & Managing Director or Mr. Sohan S. Shirgaokar, Joint Managing Director of the Company be and are hereby authorized to execute such agreements, papers, documents, deeds or other instruments or writings containing such conditions and covenants as it may deem fit to give effect to this resolution."

7. To consider and to pass if thought fit, with or without modification, the following resolution as Ordinary Resolution:

"RESOLVED THAT pursuant to the provisions of Sections 13, 61, & 64 and other applicable provisions, if any, of the Companies Act, 2013, (including any statutory modification(s) and re-enactment(s) thereof for the time being in force) and the rules framed thereunder, consent of the Members be and is hereby accorded to increase the Authorized Share Capital of the Company from the present Rs. 28,00,00,000/- (Rupees Twenty Eight Crore only) consisting 1,50,00,000 (One Crore Fifty Lakhs) Equity Shares of Rs.10/- (Rupees Ten only) each and 13,00,000 (Thirteen Lakhs) 10% Cumulative Redeemable Preference Shares of Rs. 100/- (Rupees One Hundred Only) each to Rs.30,00,00,000/- (Rupees Thirty Crores only) consisting 1,70,00,000 (One Crore Seventy Lakhs) Equity Shares of Rs.10/- (Rupees Ten only) each and 13,00,000 (Thirteen Lakhs) 10% Cumulative Redeemable Preference Shares of Rs. 100/- (Rupees One Hundred Only) each.

RESOLVED FURTHER THAT the Memorandum of Association of the Company be and is hereby altered by substituting the existing Clause V thereof by the following new Clause V as under:

V. The authorized Share Capital of the Company is Rs.30,00,00,000/- (Rupees Thirty Crore only) divided into 1,70,00,000 (One Crores seventy lakhs) Equity Shares of Rs.10/- (Rupees Ten only) each and 13,00,000 (Thirteen lakhs) 10% Cumulative Redeemable Preference Shares of Rs.100/- (Rupees Hundred only) each."

RESOLVED FURTHER THAT the Board of Directors of the Company (hereinafter referred to as the Board, which term shall include any Committee constituted by the Board or any person(s) authorized by the Board to exercise the powers conferred on the Board by this resolution), be and is hereby authorized to take such steps as may be necessary and to execute all deeds, applications, documents and writings that may be required and generally to do all acts, deeds, matters and things that may be necessary, proper, expedient or incidental for the purpose of giving effect to the above resolution(s), on behalf of the Company."

**By Order of the Board
For Synergy Green Industries Limited**

**Sachin R. Shirgaokar
Chairman & Managing Director
DIN:00254442**

**Date : May 20, 2022
Place : Kolhapur**

NOTES:

1. In view of the massive outbreak of the COVID-19 pandemic, social distancing is a norm to be followed and pursuant to the Circular No. 14/2020 dated April 08, 2020, Circular No.17/2020 dated April 13, 2020 issued by the Ministry of Corporate Affairs followed by Circular No. 20/2020 dated May 05, 2020 and Circular No. 02/2021 dated January 13, 2021 and all other relevant circulars issued from time to time, physical attendance of the Members to the AGM venue is not required and general meeting be held through video conferencing (VC) or other audio visual means (OAVM). Hence, Members can attend and participate in the ensuing AGM through VC/OAVM.
2. Pursuant to the Circular No. 14/2020 dated April 08, 2020, issued by the Ministry of Corporate Affairs, the facility to appoint proxy to attend and cast vote for the members is not available for this AGM. However, the Body Corporates are entitled to appoint authorised representatives to attend the AGM through VC/OAVM and participate there at and cast their votes through e-voting.
3. The Members can join the AGM through VC/OAVM mode 15 minutes before and after the scheduled time of the commencement of the Meeting by following the procedure mentioned in the Notice. The facility of participation at the AGM through VC/OAVM will be made available for 1000 members on first come first served basis. This will not include large Shareholders (Shareholders holding 2% or more shareholding), Promoters, Institutional Investors, Directors, Key Managerial Personnel, the Chairpersons of the Audit Committee, Nomination and Remuneration Committee and Stakeholders Relationship Committee, Auditors etc. who are allowed to attend the AGM without restriction on account of first come first served basis.
4. The attendance of the Members attending the AGM through VC/OAVM will be counted for the purpose of reckoning the quorum under Section 103 of the Companies Act, 2013.
5. Pursuant to the provisions of Section 108 of the Companies Act, 2013 read with Rule 20 of the Companies (Management and Administration) Rules, 2014 (as amended) and Regulation 44 of SEBI (Listing Obligations & Disclosure Requirements) Regulations 2015 (as amended), and the Circulars issued by the Ministry of Corporate Affairs dated April 08, 2020, April 13, 2020 and May 05, 2020 the Company is providing facility of remote e-Voting to its Members in respect of the business to be transacted at the AGM. For this purpose, the Company has entered into an agreement with National Securities Depository Limited (NSDL) for facilitating voting through electronic means, as the authorized agency. The facility of casting votes by a member using remote e-Voting system as well as venue voting on the date of the AGM will be provided by NSDL.
6. In line with the Ministry of Corporate Affairs (MCA) Circular No. 17/2020 dated April 13, 2020, the Notice calling the AGM has been uploaded on the website of the Company at www.synergygreenind.com. The Notice can also be accessed from the websites of the Stock Exchanges i.e. BSE Limited and National Stock Exchange of India Limited at www.bseindia.com and www.nseindia.com respectively and the AGM Notice is also available on the website of NSDL (agency for providing the Remote e-Voting facility) i.e. www.evoting.nsdl.com.
7. AGM has been convened through VC/OAVM in compliance with applicable provisions of the Companies Act, 2013 read with MCA Circular No. 14/2020 dated April 08, 2020 and MCA Circular No. 17/2020 dated April 13, 2020, MCA Circular No. 20/2020 dated May 05, 2020 and MCA Circular No. 2/2021 dated January 13, 2021.

THE INSTRUCTIONS FOR MEMBERS FOR REMOTE E-VOTING AND JOINING GENERAL MEETING ARE AS UNDER:-

The remote e-voting period begins on Monday, September 26, 2022 at 9:00 A.M. and ends on Wednesday, September 28, 2022 at 5:00 P.M. The remote e-voting module shall be disabled by NSDL for voting thereafter. The Members, whose names appear in the Register of Members / Beneficial Owners as on the record date (cut-off date) i.e. Thursday, September 22, 2022, may cast their vote electronically. The voting right of shareholders shall be in proportion to their share in the paid-up equity share capital of the Company as on the cut-off date, being Thursday, September 22, 2022.

Any person holding shares in physical form and non-individual shareholders, who acquires shares of the Company and becomes member of the Company after the notice is send through e-mail and holding shares as of the cut-off date i.e. 02nd September, 2022, may obtain the login ID and password by sending a request at evoting@nsdl.co.in or Issuer/RTA. However, if you are already registered with NSDL for remote e-voting, then you can use your existing user ID and password for casting your vote. If you forgot your password, you can reset your password by using "Forgot User Details/Password" or "Physical User Reset Password" option available on www.evoting.nsdl.com or call on toll free no. 1800 1020 990 and 1800 22 44 30. In case of Individual Shareholders holding securities in demat mode who acquires shares of the Company and becomes a Member of the Company after sending of the Notice and holding shares as of the cut-off date i.e. 22nd September, 2022 may follow steps mentioned in the Notice of the AGM under "Access to NSDL e-Voting system".

How do I vote electronically using NSDL e-Voting system?





The way to vote electronically on NSDL e-Voting system consists of "Two Steps" which are mentioned below:

Step 1: Access to NSDL e-Voting system

A) Login method for e-Voting and joining virtual meeting for Individual shareholders holding securities in demat mode

In terms of SEBI circular dated December 9, 2020 on e-Voting facility provided by Listed Companies, Individual shareholders holding securities in demat mode are allowed to vote through their demat account maintained with Depositories and Depository Participants. Shareholders are advised to update their mobile number and email Id in their demat accounts in order to access e-Voting facility.

Login method for Individual shareholders holding securities in demat mode is given below:

Type of shareholders	Login Method
Individual Shareholders holding securities in demat mode with NSDL.	<ol style="list-style-type: none"> Existing IDeAS user can visit the e-Services website of NSDL Viz. https://eservices.nsd.com either on a Personal Computer or on a mobile. On the e-Services home page click on the “Beneficial Owner” icon under “Login” which is available under ‘IDeAS’ section , this will prompt you to enter your existing User ID and Password. After successful authentication, you will be able to see e-Voting services under Value added services. Click on “Access to e-Voting” under e-Voting services and you will be able to see e-Voting page. Click on company name or e-Voting service provider i.e. NSDL and you will be re-directed to e-Voting website of NSDL for casting your vote during the remote e-Voting period or joining virtual meeting & voting during the meeting. If you are not registered for IDeAS e-Services, option to register is available at https://eservices.nsd.com. Select “Register Online for IDeAS Portal” or click at https://eservices.nsd.com/SecureWeb/IdeasDirectReg.jsp Visit the e-Voting website of NSDL. Open web browser by typing the following URL: https://www.evoting.nsd.com/ either on a Personal Computer or on a mobile. Once the home page of e-Voting system is launched, click on the icon “Login” which is available under ‘Shareholder/Member’ section. A new screen will open. You will have to enter your User ID (i.e. your sixteen digit demat account number hold with NSDL), Password/OTP and a Verification Code as shown on the screen. After successful authentication, you will be redirected to NSDL Depository site wherein you can see e-Voting page. Click on company name or e-Voting service provider i.e. NSDL and you will be redirected to e-Voting website of NSDL for casting your vote during the remote e-Voting period or joining virtual meeting & voting during the meeting. Shareholders/Members can also download NSDL Mobile App “NSDL Speede” facility by scanning the QR code mentioned below for seamless voting experience. <p style="text-align: center;">NSDL Mobile App is available on</p> <div style="display: flex; justify-content: center; gap: 20px;"> <div style="text-align: center;">  <p>App Store</p> </div> <div style="text-align: center;">  <p>Google Play</p> </div> </div> <div style="display: flex; justify-content: center; gap: 20px; margin-top: 10px;">   </div>
Individual Shareholders holding securities in demat mode with CDSL	<ol style="list-style-type: none"> Existing users who have opted for Easi / Easiest, they can login through their user id and password. Option will be made available to reach e-Voting page without any further authentication. The URL for users to login to Easi / Easiest are https://web.cdslindia.com/myeasi/home/login or www.cdslindia.com and click on New System Myeasi. After successful login of Easi/Easiest the user will be also able to see the E Voting Menu. The Menu will have links of e-Voting service provider i.e. NSDL. Click on NSDL to cast your vote. If the user is not registered for Easi/Easiest, option to register is available at https://web.cdslindia.com/myeasi/Registration/EasiRegistration Alternatively, the user can directly access e-Voting page by providing demat Account Number and PAN No. from a link in www.cdslindia.com home page. The system will authenticate the user by sending OTP on registered Mobile & Email as recorded in the demat Account. After successful authentication, user will be provided links for the respective ESP i.e. NSDL where the e-Voting is in progress.

Individual Shareholders (holding securities in demat mode) login through their depository participants	You can also login using the login credentials of your demat account through your Depository Participant registered with NSDL/CDSL for e-Voting facility. upon logging in, you will be able to see e-Voting option. Click on e-Voting option, you will be redirected to NSDL/CDSL Depository site after successful authentication, wherein you can see e-Voting feature. Click on company name or e-Voting service provider i.e. NSDL and you will be redirected to e-Voting website of NSDL for casting your vote during the remote e-Voting period or joining virtual meeting & voting during the meeting.
--------------------------------------------------------------------------------------------------------	--------------------------------------------------------------------------------------------------------------------------------------------------------------------------------------------------------------------------------------------------------------------------------------------------------------------------------------------------------------------------------------------------------------------------------------------------------------------------------------------------------------------------------------------------------------------------------------------------------------

Important note: Members who are unable to retrieve User ID/ Password are advised to use Forget User ID and Forget Password option available at abovementioned website.

Helpdesk for Individual Shareholders holding securities in demat mode for any technical issues related to login through Depository i.e. NSDL and CDSL.

Login type	Helpdesk details
Individual Shareholders holding securities in demat mode with NSDL	Members facing any technical issue in login can contact NSDL helpdesk by sending a request at evoting@nsdl.co.in or call at toll free no.: 1800 1020 990 and 1800 22 44 30
Individual Shareholders holding securities in demat mode with CDSL	Members facing any technical issue in login can contact CDSL helpdesk by sending a request at helpdesk.evoting@cdslindia.com or contact at 022- 23058738 or 022.230.58542-43

B) Login Method for e-Voting and joining virtual meeting for shareholders other than Individual shareholders holding securities in demat mode and shareholders holding securities in physical mode.

How to Log-in to NSDL e-Voting website?

1. Visit the e-Voting website of NSDL. Open web browser by typing the following URL: <https://www.evoting.nsdl.com/> either on a Personal Computer or on a mobile.
2. Once the home page of e-Voting system is launched, click on the icon "Login" which is available under 'Shareholder/ Member' section.
3. A new screen will open. You will have to enter your User ID, your Password/OTP and a Verification Code as shown on the screen.

Alternatively, if you are registered for NSDL eservices i.e. IDEAS, you can log-in at <https://eservices.nsdl.com/> with your existing IDEAS login. Once you log-in to NSDL eservices after using your log-in credentials, click on e-Voting and you can proceed to Step 2 i.e. Cast your vote electronically.

4. Your User ID details are given below :

Manner of holding shares i.e. Demat (NSDL or CDSL) or Physical	Your User ID is:
a) For Members who hold shares in demat account with NSDL.	8 Character DP ID followed by 8 Digit Client ID For example if your DP ID is IN300*** and Client ID is 12***** then your user ID is IN300***12*****.
b) For Members who hold shares in demat account with CDSL.	16 Digit Beneficiary ID For example if your Beneficiary ID is 12***** then your user ID is 12*****
c) For Members holding shares in Physical Form.	EVEN Number followed by Folio Number registered with the company For example if folio number is 001*** and EVEN is 101456 then user ID is 101456001***

5. Password details for shareholders other than Individual shareholders are given below:

- a) If you are already registered for e-Voting, then you can use your existing password to login and cast your vote.
- b) If you are using NSDL e-Voting system for the first time, you will need to retrieve the 'initial password' which was communicated to you. Once you retrieve your 'initial password', you need to enter the 'initial password' and the system will force you to change your password.

- c) How to retrieve your 'initial password'?
 - (i) If your email ID is registered in your demat account or with the company, your 'initial password' is communicated to you on your email ID. Trace the email sent to you from NSDL from your mailbox. Open the email and open the attachment i.e. a .pdf file. Open the .pdf file. The password to open the .pdf file is your 8 digit client ID for NSDL account, last 8 digits of client ID for CDSL account or folio number for shares held in physical form. The .pdf file contains your 'User ID' and your 'initial password'.
 - (ii) If your email ID is not registered, please follow steps mentioned below in **process for those shareholders whose email ids are not registered.**
6. If you are unable to retrieve or have not received the "Initial password" or have forgotten your password:
 - a) Click on "[Forgot User Details/Password?](#)"(If you are holding shares in your demat account with NSDL or CDSL) option available on www.evoting.nsdl.com.
 - b) [Physical User Reset Password?](#)" (If you are holding shares in physical mode) option available on www.evoting.nsdl.com.
 - c) If you are still unable to get the password by aforesaid two options, you can send a request at evoting@nsdl.co.in mentioning your demat account number/folio number, your PAN, your name and your registered address etc.
 - d) Members can also use the OTP (One Time Password) based login for casting the votes on the e-Voting system of NSDL.
7. After entering your password, tick on Agree to "Terms and Conditions" by selecting on the check box.
8. Now, you will have to click on "Login" button.
9. After you click on the "Login" button, Home page of e-Voting will open.

Step 2: Cast your vote electronically and join General Meeting on NSDL e-Voting system.

How to cast your vote electronically and join General Meeting on NSDL e-Voting system?

1. After successful login at Step 1, you will be able to see all the companies "EVEN" in which you are holding shares and whose voting cycle and General Meeting is in active status.
2. Select "EVEN" of company for which you wish to cast your vote during the remote e-Voting period and casting your vote during the General Meeting. For joining virtual meeting, you need to click on "VC/OAVM" link placed under "Join General Meeting".
3. Now you are ready for e-Voting as the Voting page opens.
4. Cast your vote by selecting appropriate options i.e. assent or dissent, verify/modify the number of shares for which you wish to cast your vote and click on "Submit" and also "Confirm" when prompted.
5. Upon confirmation, the message "Vote cast successfully" will be displayed.
6. You can also take the printout of the votes cast by you by clicking on the print option on the confirmation page.
7. Once you confirm your vote on the resolution, you will not be allowed to modify your vote.

General Guidelines for shareholders

1. Institutional shareholders (i.e. other than individuals, HUF, NRI etc.) are required to send scanned copy (PDF/JPG Format) of the relevant Board Resolution/ Authority letter etc. with attested specimen signature of the duly authorized signatory(ies) who are authorized to vote, to the Scrutinizer by e-mail to jayesh@prajottungarecs.com with a copy marked to evoting@nsdl.co.in. Institutional shareholders (i.e. other than individuals, HUF, NRI etc.) can also upload their Board Resolution / Power of Attorney / Authority Letter etc. by clicking on "Upload Board Resolution / Authority Letter" displayed under "e-Voting" tab in their login.
2. It is strongly recommended not to share your password with any other person and take utmost care to keep your password confidential. Login to the e-voting website will be disabled upon five unsuccessful attempts to key in the correct password. In such an event, you will need to go through the "Forgot User Details/Password?" or "Physical User Reset Password?" option available on www.evoting.nsdl.com to reset the password.
3. In case of any queries, you may refer the Frequently Asked Questions (FAQs) for Shareholders and e-voting user manual for Shareholders available at the download section of www.evoting.nsdl.com or call on toll free no.: 1800 1020 990 and 1800 22 44 30 or send a request to Mr. Anubhav Saxena at evoting@nsdl.co.in

Process for those shareholders whose email ids are not registered with the depositories for procuring user id and password and registration of e mail ids for e-voting for the resolutions set out in this notice:

1. In case shares are held in physical mode please provide Folio No., Name of shareholder, scanned copy of the share certificate (front and back), PAN (self attested scanned copy of PAN card), AADHAR (self attested scanned copy of Aadhar Card) by email to nmm@synergygreenind.com.
2. In case shares are held in demat mode, please provide DPID-CLID (16 digit DPID + CLID or 16 digit beneficiary ID), Name, client master or copy of Consolidated Account statement, PAN (self attested scanned copy of PAN card), AADHAR (self attested scanned copy of Aadhar Card) to nmm@synergygreenind.com. If you are an Individual shareholders holding securities in demat mode, you are requested to refer to the login method explained at step 1 (A) i.e. [Login method for e-Voting and joining virtual meeting for Individual shareholders holding securities in demat mode](#).
3. Alternatively shareholder/members may send a request to evoting@nsdl.co.in for procuring user id and password for e-voting by providing above mentioned documents.
4. In terms of SEBI circular dated December 9, 2020 on e-Voting facility provided by Listed Companies, Individual shareholders holding securities in demat mode are allowed to vote through their demat account maintained with Depositories and Depository Participants. Shareholders are required to update their mobile number and email ID correctly in their demat account in order to access e-Voting facility.

THE INSTRUCTIONS FOR MEMBERS FOR e-VOTING ON THE DAY OF THE AGM ARE AS UNDER:-

1. The procedure for e-Voting on the day of the AGM is same as the instructions mentioned above for remote e-voting.
2. Only those Members/ shareholders, who will be present in the AGM through VC/OAVM facility and have not casted their vote on the Resolutions through remote e-Voting and are otherwise not barred from doing so, shall be eligible to vote through e-Voting system in the AGM.
3. Members who have voted through Remote e-Voting will be eligible to attend the AGM. However, they will not be eligible to vote at the AGM.
4. The details of the person who may be contacted for any grievances connected with the facility for e-Voting on the day of the AGM shall be the same person mentioned for Remote e-voting.

INSTRUCTIONS FOR MEMBERS FOR ATTENDING THE AGM THROUGH VC/OAVM ARE AS UNDER:

1. Member will be provided with a facility to attend the AGM through VC/OAVM through the NSDL e-Voting system. Members may access by following the steps mentioned above for Access to NSDL e-Voting system. After successful login, you can see link of "VC/OAVM link" placed under "Join meeting" menu against company name. You are requested to click on VC/OAVM link placed under Join Meeting menu. The link for VC/OAVM will be available in Shareholder/Member login where the EVEN of Company will be displayed. Please note that the members who do not have the User ID and Password for e-Voting or have forgotten the User ID and Password may retrieve the same by following the remote e-Voting instructions mentioned in the notice to avoid last minute rush.
2. Members are encouraged to join the Meeting through Laptops for better experience.
3. Further Members will be required to allow Camera and use Internet with a good speed to avoid any disturbance during the meeting.
4. Please note that Participants Connecting from Mobile Devices or Tablets or through Laptop connecting via Mobile Hotspot may experience Audio/Video loss due to Fluctuation in their respective network. It is therefore recommended to use Stable Wi-Fi or LAN Connection to mitigate any kind of aforesaid glitches.
5. Shareholders/members, who would like to ask questions, may send their questions in advance mentioning their name, demat account number/folio number, email id, mobile no. at nmm@synergygreenind.com on or before September 21, 2022. The same will be replied by the Company suitably.

EXPLANATORY STATEMENT

Pursuant to Section 102(1) of the Companies Act, 2013

Item No.4:

Pursuant to the provisions of Section 148 of the Act, read with the Companies (Cost Records and Audit) Rules 2014, M/s Adawadkar Chougule & Associates, Cost Accountants (Firm Registration No.00425) are proposed to be re-appointed as Cost Auditor of the Company for the Financial Year 2022-23. The Board has already approved their re-appointment as Cost Auditor in their meeting held on May 20, 2022. The Board has fixed their remuneration as Rs.1,25,000/- for financial year 2022-23.

As per provisions of section 148 read with Rule 14 of the Companies (Audit and Auditors) Rules, 2014, the remuneration determined by the Board of Directors as per recommendations of the Audit Committee, shall be ratified/approved by the shareholders. Accordingly, resolution proposing approval of remuneration to the Cost Auditors for F.Y.2022-23 is mentioned in the Notice.

None of the Directors, Key Managerial Personnel and their relatives are, in any way concerned or interested in resolution set out at Item no.4 of the Notice.

The Board recommends the ordinary resolution set out at Item no.4 to the Notice for approval of Members.

Item No.5:

The special business relates to seeking members' approval for acceptance / renewal of unsecured deposits from members. The Board of Directors, in their meeting held on 10th August, 2022, has approved the acceptance / renewal of unsecured deposits from members of the Company subject to your approval. The purpose for accepting / renewing unsecured deposits from Members is to fund the Expansion Project of the Company and augment long term working capital needs of the Company.

Directors, being members of the Company, are interested or concerned in the above resolution.

The Board recommends the Ordinary Resolution as set out in Item No.5 of the Notice for approval by the Members.

Item No.6:

In the Board meeting held on 26th June 2020 the resolution was passed by the Board for increase in borrowing limit upto Rs.150 crores considering the conversion of the Company from Privat to Public. Also, the special resolution was passed in Annual General meeting which was held on 8th September 2020 of the Company.

Now according to the discussion held in the Board meeting held on 20th May 2022 to enhance the foundry capacity as well as setting up an own Machine Shop, once again it is prudent to increase the limit of Borrowing from Rs.150 Crores to Rs.200 Crores to comply with the 180(1)(c) of the Companies Act, 2013 to borrow the funds required for further expansion.

Consequently, it was thought prudent to obtain approval of Members for setting up the Borrowing Limits of the Company section 180(1)(c) of the Companies Act, 2013. Approval of Members by way of Special Resolution is required to borrow funds in excess of Paid-up Share Capital and Free Reserves of the Company.

Pursuant to section 180(1)(a) of the Companies Act, 2013, the Board of Directors can exercise powers to create mortgage and / or charge on the movable / immovable properties of the Company in favour of the lenders to secure their financial assistance only with the consent of Members as a Special Resolution.

The Board of Directors of the Company recommends approval of the members for these resolutions by way of Special Resolution.

None of the Directors and Key Managerial Personnel of the Company and their relatives is concerned or interested, financially or otherwise, in the resolution set out.

Item No.7:

The Current Authorized Share Capital of your Company is of Rs.28,00,00,000/- (Rupees Twenty eight crores only) divided into 1,50,00,000 (One Crore fifty lakh) Equity Shares of Rs.10/- (Rupees Ten only) each and 13,00,000 (Thirteen lakhs) 10% Cumulative Redeemable Preference Shares of Rs.100/- (Rupees Hundred only) each. The Company proposes to increase its authorized share capital to Rs.30,00,00,000/- (Rupees Thirty Crores Only) divided into 1,70,00,000 (One crores seventy lakh) Equity Shares of Rs. 10/- (Rupees Ten only) each and 13,00,000 (Thirteen lakhs) 10% Cumulative Redeemable Preference Shares of Rs.100/- (Rupees Hundred only) each.

Pursuant to the provisions of Section 61 the proposed increase of Authorized Share Capital of the Company requires approval of the Members at a General Meeting. Consequent upon the increase in Authorized Share Capital of the Company, Clause V of the Memorandum of Association of the Company will require alteration so as to reflect the increase in the Authorized Share Capital. Accordingly, approval of the Members of the Company is hereby sought by way of ordinary resolution as set out in Item No.7 of the Notice.

Considering the market conditions there is an opportunity to increase the business and expand the foundry capacity. There is also opportunity to enhance the profitability by making investments in inhouse machining facility and renewable energy. In order to achieve these goals and meet the funding requirements there is need for straightening the equity base.

A copy of the Memorandum of Association of the Company along with the proposed amendments is available for inspection by the members at the Registered Office of the Company between 11:00 AM and 5:00 PM on all working days from Monday to Friday from the date of dispatch of this Notice till the last date fixed for e-voting i.e., 28th September 2022.

None of the Director(s), Key Managerial Personnel and their relatives is, in any way, concerned or interested, financially or otherwise, in the above referred resolutions.

The Board of your Company recommends that the resolutions under Item No.7, be passed in the interest of your Company.

**By Order of the Board
For Synergy Green Industries Limited**

**Sachin R. Shirgaokar
Chairman & Managing Director
DIN:00254442**

**Date : May 20, 2022
Place : Kolhapur**

Board's Report

To,

Dear Members,
 Synergy Green Industries Limited,
 Shahupuri, Kolhapur.

Your directors have pleasure in presenting before you the Eleventh Annual Report of the Company along with audited annual financial statement for the year ended March 31, 2022.

1. Financial Results

The following are the financial results of the Company for the year ended March 31, 2022:

Particulars	Rs. in lakhs	
	For the Year ended on March 31, 2022	For the Year ended on March 31, 2021
Total Revenue	28,491.69	19,992.37
Total Expenditure (excluding Depreciation & Amortization)	27,121.13	18,617.05
Profit before Depreciation & Amortization	1,370.56	1,375.32
Depreciation & Amortization	1,063.93	850.49
Profit Before Tax / (Loss) & Exceptional items	306.63	524.83
Provision for Tax, (including deferred tax adjustment, short provision for tax) / MAT Credit entitlement	163.81	207.25
Profit after Tax / Net Profit / (Loss)	142.82	317.58
Other Comprehensive Income	(28.19)	(11.80)
Total Comprehensive Income for the period (Comprising Profit (Loss) and other Comprehensive Income for the period)	114.63	305.78
Earnings Per Share (EPS)	1.01	2.25

2. State of Affairs

- a) For the financial year 2021-22, your company has recorded a net sale of Rs.284.91 Crores as against Rs.199.92 Crores in the previous year and achieved 42.5% growth.
- b) During the year, export revenues are Rs 43.34 Crores as against Rs.90.22 Crores during previous year. Previous year's export revenues were significantly higher because of Covid lockdowns in India and partial capacity diversion to US market by M/S Vestas.
- c) Due to substantial increase in input prices, there is a reduction PBDIT margins from 12.6% to 8.9%. During the year, absolute PBDIT stands at Rs.25.20 Crores as against Rs.25.19 Crores in the previous year.

3. Industry Update & Future Outlook

The wind industry has enjoyed its second-best year ever, with 94 GW installations in 2021. Even though this year growth was lower at -1.8% but it has sustained previous year growth of 53%. This is a clear sign of the incredible resilience and upward trajectory of the global wind industry.

India is the fourth-largest market in the world with respect to global cumulative wind installations and the second largest wind manufacturing hub. India market has been going through turbulent times and the installations have been muted for the last 4 years. One of the major roadblocks for the Indian industry was removed by government's dropping the reverse bidding process for awarding the contracts. Indian installations have drastically fallen after introduction of reverse bidding in 2017 and making the projects unviable. Now India should be joining the global momentum towards net zero goal.

Structural changes are taking place in the industry to promote cost effective energy and achieve net zero emissions by 2070. India is converted as manufacturing hub by all global OEM's. Hence companies demand is originating from three streams like domestic market, made in India turbines exported by OEM's and direct export to other countries. Looking at all these facts, there is visibility of stable demand growth for the organization.

Considering the present order book, around 15% revenue growth is estimated for the year.

4. Economic Environment

In spite of global inflation fears, Indian economy appears to be very robust. Increasing interest rate cycle will put pressure on finance costs. Commodity prices are still at elevated levels but finding some stability at these levels unlike continuous increase during last year. Now customer prices are gradually getting aligned with market trend and should be able to regain the margins during upcoming period.

5. Quality and Certification

The Company's focus is on quality of the products manufactured through fulfilling the requirements as per international standards and customer satisfactions. Company manned by highly qualified team and is equipped with state-of-the-art testing facilities at its Plant.

The Company is certified for Quality Management System (QMS) according to ISO:9001 2015 quality standards, ISO:14001 2015 Environmental management System and also according to ISO:45001 2018 Occupational Health and Safety Standards.

6. Dividend

There being carried over losses of previous years which have not been set off completely against profits of current year. The Board do not recommend any dividend for Financial Year 2021-22 to the Equity Shareholders and Preference Shareholders.

7. Details of Subsidiaries, Joint Venture (JV) or Associate Companies (AC)

The Company does not have any Subsidiary, Associate and Joint Venture Company.

8. Amounts proposed to be carried to any Reserves

The Company has not transferred any amount to the reserves during the Financial Year ended on 31st March, 2022.

9. Change in Capital Structure of the Company

During the year under consideration, there was no change in the Issued and subscribed Capital Structure of the Company.

Further, during the year under report the Company has not made buyback of shares or has not issued Bonus Shares, Sweat Equity Shares, Equity with differential voting rights and Employee stock option.

10. Change in nature of business, if any

During the Financial Year 2021-22 there was no change in the nature of business of the Company.

11. Material changes and commitments if any, affecting the financial position of the Company which have occurred between the end of the financial year of the Company to which the financial statements relate and the date of the report

There are no material changes affecting the financial position of the Company subsequent to the close of the Financial Year 2021-22 till the date of this Report.

12. Significant & material orders passed by the Regulators or Courts or Tribunals

There are no significant material orders passed by the Regulators or Courts or Tribunal, which would impact the going concern status of the Company and its future operation.

13. Board of Directors and Key Managerial Personnel

The Board of the Company comprises an optimum combination of Executive, Non-Executive and Independent Directors.

i. Directors appointed / re-appointed during the year and date of Report

- a) The appointment of Mr. Shishir S. Shirgaokar (DIN:00166189), Director, was continued with a special resolution under regulation 17(1A) of SEBI (LODR) Regulations, 2015 in the Annual General Meeting held on September 28, 2021.

In the opinion of the Board Mr. Shishir S. Shirgaokar (DIN. 00166189) has vast experience of working in Sugar Industry and played a key role in carrying out the development in The Ugar Sugar Industries Limited. He is also associated with various social and cultural organizations. Presently he is Chairman of The Ugar Sugar Works Ltd.

In the opinion of the Board of Directors of the Company, considering his seniority and to reap the benefits of his rich and varied experience, approval of the shareholders is sought for continuation of Mr. Shishir S. Shirgaokar as a Non-Executive Director from 01st April 2021 for a period of 3 years and liable to retire by rotation.

b) Mr. Chandan S. Shirgaokar (DIN:00208200), Director, retire by rotation and was re-appointed in the Annual General Meeting held on September 28, 2021.

c) The appointment of Mrs. Prabha P. Kulkarni (DIN:00053598), Independent Director, was continued under regulation 17(1A) of SEBI (LODR) Regulations, 2015 by passing a special resolution on January 28, 2022 through Postal Ballot.

The Nomination & Remuneration Committee and the Board of Directors at their meeting held on 24th December, 2021 are of the opinion that the continued valuable contribution of Mrs. Prabha Kulkarni and her expertise would serve a good purpose for the Company. She possesses the required expertise as a Non-Executive Independent Director. She has diverse experience in the Foundry Industry for last 54 years. Her opinions and suggestions in the past have proven to be beneficial for the Company.

d) The appointment of Dr. Mallappa R. Desai (DIN:01625500), Independent Director, was continued under regulation 17(1A) of SEBI (LODR) Regulations, 2015 by passing a special resolution on January 28, 2022 through Postal Ballot.

The Nomination & Remuneration Committee and the Board of Directors at their meeting held on 24th December, 2021 are of the opinion that the continued valuable contribution of Dr. Mallappa R. Desai and his expertise would serve a good purpose for the Company. He holds a degree of Bachelor of Medicine and Bachelor of Surgery. He has an overall experience of 45 years. His opinions and suggestions in the past have proven to be beneficial for the Company.

e) Mr. Sachin R. Shirgaokar was re-appointed as Chairman & Managing Director in the Board Meeting held on December 24, 2021 for the period of 15 months. Further the Ordinary resolution was passed through Postal Ballot as on January 28, 2022.

Mr. Sachin Rajendra Shirgaokar, aged 55 years, is Chairman & Managing Director and also a Promoter of the Company. He holds a degree of Master of Business Administration from U.S.A. and a B.E. Mechanical from Karnataka University, Bijapur. He is actively engaged in managing the Company since incorporation. He has about 32 years of experience in the industry.

Looking into his varied knowledge and experience relating to the Company's affairs and business and on the recommendation of the Nomination & Remuneration Committee, the Board of Directors at their meeting held on 24th December, 2021 reappointed Mr. Sachin R. Shirgaokar for smooth and efficient running of the business, for a further period of fifteen months with effect from 1st January, 2022 to 31st March, 2023 on the remuneration which was decided by the Board of Directors in the Board meeting held on 5th February 2020 and as approved by the members in the Annual General Meeting held on 8th September 2020 and other terms and conditions subject to the approval of the Members of the Company. . An Agreement is proposed to be executed with the Chairman & Managing Director depicting the terms and conditions of his appointment and remuneration.

f) Mr. Sohan S. Shirgaokar was re-appointed as Joint Managing Director in the Board Meeting held on December 24, 2021 for the period of 15 months. Further the Ordinary resolution was passed through Postal Ballot as on January 28, 2022.

Mr. Sohan Sanjeev Shirgaokar, aged 38 years, is Joint Managing Director and also a Promoter of the Company. He holds a degree of Bachelor of Commerce and Master of Business from Shivaji University, Kolhapur. He is actively engaged in managing the Company since its incorporation. He has about 18 years of experience in the industry. He is a member of Indo American Chamber of Commerce, Pune Chapter. He is an invitee Director on the Board of Kolhapur Engineering Association, which is the oldest Engineering Association of Kolhapur.

Looking into his knowledge and experience of various aspects of business and on the recommendation of the Nomination & Remuneration Committee, the Board of Directors at their meeting held on 24th December, 2021 reappointed Mr. Sohan S. Shirgaokar for the smooth and efficient running of the business, for a further period of fifteen months with effect from 1st January, 2022 to 31st March, 2023 on the remuneration which was decided by the Board of Directors in the Board meeting held on 5th February 2020 and approved by the members in the Annual General Meeting held on 8th September 2020 and other terms and conditions subject to the approval of the Members of the Company. An Agreement is proposed to be executed with Joint Managing Director depicting the terms and conditions of his appointment & remuneration.

II. Directors resigned during the year and date of Report

There was no resignation by any director during the year under report.

III. KMP's appointed / resigned during the year and date of Report

There was no change in the composition of Key Managerial Persons (KMP).

IV. Directors / KMP who have been appointed / ceased to be Directors and / or KMP after the end of year and date of Report

There is no change in the composition of Board as well as in KMPs of the Company during the year under report.

V. The present Board of Directors and KMPs consists of:

Name of Director & KMP	Category & Designation
Mr. Sachin R. Shirgaokar	Chairman & Managing Director
Mr. Shishir S. Shirgaokar	Non-Executive Director
Mr. Chandan S. Shirgaokar	Non-Executive Director
Mr. Sohan S. Shirgaokar	Joint Managing Director
Mr. V. S. Reddy	Executive Director (Technical)
Mrs. Prabha P. Kulkarni	Independent Woman Director
Mr. Dattaram P. Kamat	Independent Director
Dr. Mallappa. R. Desai	Independent Director
Mr. Meyyappan Shanmugam	Independent Director
Mr. Subhash G. Kutte	Independent Director
Mr. Suhas B. Kulkarni	Chief Financial Officer
Mr. Nilesh M. Mankar	Company Secretary

VI. Directors proposed to be re-appointed at the ensuing Annual General Meeting

Mr. Shishir S. Shirgaokar (DIN:00166189), Non-Executive Director, retire by rotation at the ensuing Annual General Meeting and being eligible, offer himself for re-appointment.

Mr. Chandan S. Shirgaokar (DIN: 00208200), Non-Executive Director, retire by rotation at the ensuing Annual General Meeting and being eligible, offer himself for re-appointment.

VII. Policy on Director's Appointment and remuneration

The policy of the Company on Directors appointment and remuneration, including criteria for determining qualifications, positive attitudes, independence of the directors and other matters provided under section 178(3) of the Act and the listing regulations adopted by the Board is available on the web site of the Company and details of remuneration paid to the Directors are provided in Annexure IV. We affirm that remuneration paid to the Directors is as per the terms laid down in the Nomination and Remuneration Policy of the Company.

14. Declaration from Independent Directors

During the year under review, all Independent Directors have given a declaration that they meet the criteria of Independence as laid down under Section 149(6) of the Companies Act, 2013.

15. Number of Board Meetings held

Total 5 (five) Board Meetings were held during the financial year 2021-22 on:

May 27, 2021	August 13, 2021
November 12, 2021	December 24, 2021
February 10, 2022	

The gap between any two consecutive Board Meetings did not exceed 120 days.

16. Particulars of Employees

The particulars of employees pursuant to Section 197 of the Companies Act, 2013 read with Sub-Rule (2) and (3) of Rule 5 of the Companies (Appointment and Remuneration of Managerial Personnel) Rules, 2014, forms part of this Report as an Annexure - IV.

17. Committees

The Company has constituted Audit Committee, Nomination & Remuneration Committee and Stakeholder Relationship Committee. Further The details of constitution of these committees are furnished below:

Audit Committee :

Name of Director	Nature of Directorship
Mr. Subhash G. Kutte	Independent Director (Chairman)
Mrs. Prabha P. Kulkarni	Independent Director
Mr. Dattaram P. Kamat	Independent Director
Dr. Mallappa R. Desai	Independent Director
Mr. Chandan S. Shirgaokar	Non-Executive Director

Nomination and Remuneration Committee:

Name of Director	Nature of Directorship
Mr. Dattaram P. Kamat	Independent Director (Chairman)
Mrs. Prabha P. Kulkarni	Independent Director
Mr. Subhash G. Kutte	Independent Director

Stakeholders Relationship Committee :

Name of Director	Nature of Directorship
Mrs. Prabha P. Kulkarni	Independent Director, (Chairman)
Mr. Dattaram P. Kamat	Independent Director
Mr. Shishir S. Shirgaokar	Non-Executive Director

Additionally, during the financial year ended March 31, 2022, the Independent Directors held a separate meeting on February 10, 2022 in Compliance with requirement of Schedule IV of the Companies Act, 2013 and Regulation 25 (3) of the SEBI (Listing Obligations & Disclosure Requirements).

18. Disclosure Under, The Sexual Harassment of Women at Workplace (Prevention, Prohibition and Redressal) Act, 2013

The Company has duly Constituted Internal Complaints Committee under the Sexual Harassment of Women at Workplace (Prevention, Prohibition and Redressal) Act, 2013. Based on Annual Report of said Committee and as per Section 21 of the Sexual Harassment of Women at Workplace (Prevention, Prohibition and Redressal) Act, 2013, the disclosure details are as follows:

Constitution of Committee as on date of this report

a) Members of Committee:

Name	Role in Committee
Miss. Divya Patil	Presiding Officer & Engineer – Technology
Mrs. Rima Patil	Member & Jr. Officer – HR & Admin
Miss. Yogita Yedurkar	Member & Engineer – QA
Mr. Sanjay Patil	Member & Dy. Manager – HR
Mr. Ram Birangaddi	Member & Asst. Sr. Manager – Accounts

b) Report of Committee:

Particulars	Details
Number of complaints received during the year	Nil
Number of complaints disposed off during the year	NA
Number of cases pending for more than ninety days	NA
Number of workshops or awareness program carried out against sexual harassment during the year	Nil
Action taken by the Company	NA

19. Vigil Mechanism / Whistle Blower

The Company has adopted a Vigil Mechanism Policy, to provide a formal mechanism to the Directors and employees to report their concerns about unethical behavior, actual or suspected fraud or violation of the Company's Code of Conduct or Ethics Policy. The Policy provides for adequate safeguards against victimization of employees who avail of the mechanism and also provides for direct access to the Chairman of the Audit Committee. It is affirmed that no personnel of the Company have been denied access to the Audit Committee

20. Development and Implementation of Risk Management Policy

The Company has in place a mechanism to identify, assess, monitor, and mitigate various risks to key business set-up for the Company. As a part of the Risk Management Policy, the relevant parameters for the protection of the environment, safety of operations and health of people at work are monitored regularly. However, the Company doesn't fall under the applicability of the formation of the Risk Management Committee under regulation 21 of SEBI (LODR) Regulations 2015.

The Board does not foresee any risk which might threaten the existence of the Company.

21. Deposits

The Company has accepted deposits from its members amounting to Rs.632.50 lakhs and repaid Rs.852.62 lakhs during the financial year 2021-22 as per the provisions of section 73 of the Companies Act, 2013, read with Companies (Acceptance of Deposit) Rules, 2014. The deposits amounting to Rs.1144.57 lakhs are yet to be matured.

Following are the disclosures relating to Deposits accepted:

Particulars	Amount Rs. In lakhs
Details of deposits accepted during the year	632.50
Deposits remaining unpaid or unclaimed as at the end of the year	NIL
Deposits yet to be matured	1144.57
Default in repayment of deposits or payment of interest thereon during the year, and if so, the number of such cases and the total amount involved: at the beginning of the year; maximum during the year; at the end of the year.	NIL
Details of deposits which are not in compliance with the requirements of the Act.	NIL

Credit Rating

The Board of Directors wish to raise deposits from the members during the Financial Year 2021-22 for which a Board resolution was passed on August 13, 2021 and circular for inviting deposits in Form DPT-1 was approved for issuing to its members. The said circular for inviting deposits in Form DPT-1 was submitted with the Registrar of Companies on September 28, 2021 and was issued to members on December 10, 2021. Accordingly, in order to comply with the provisions of section 73 of the Companies Act, 2013, credit rating for the outstanding deposits and proposed deposits was obtained from Crisil Ratings on June 24, 2021. The Agency had assigned the Rating of "FA-/Stable" (pronounced as F A minus rating with stable outlook) for the Deposits.

22. Conservation of Energy, Technology Absorption, Foreign Exchange Earnings and Outgo

- A] Conservation of Energy: There is an opportunity to reduce the power consumption up to 10% by implementing following;
- Melt manager software installed to optimize melting power consumption.
 - All major energy consuming equipment's are being installed with smart meters to track energy consumption and optimize. Same is being integrated with optimization software.
 - Cross functional team is working on optimizing the power consumption at various part of operations.
- B] Technology Absorption: Following technological updates are being done to enhance the manufacturing efficiency;
- Implementation of Industry 4.0 to collect the key operational data and optimize
 - Insta coating system implemented to reduce the cost of mould coating.
 - CATA 2 system implemented for all continuous sand mixers to improve binder consumption
 - Mould rotating manipulators installed to produce 4 MW parts and to improve safety in material handling.
- C] Foreign Exchange Earnings & Outgo:
- By enlarge all the input material is procured from local suppliers.
 - There is continuous effort in minimizing the imports and reduce the consumption of import material.
 - During the year, the total foreign exchange outgo is Rs.2181.29 lakhs and the total foreign exchange earned was equivalent to Rs.4418.26 lakhs.

23. Corporate Social Responsibility (CSR)

The report as per Section 135 of the Companies Act, 2013 read with Companies (Corporate Social Responsibility Policy) Rules, 2014 is attached as **Annexure III**.

24. Auditors

i) Statutory Auditors

In the Annual General Meeting held on 28th September 2021, M/s DAB & Associates, Chartered Accountants, having FRN101119W have been appointed as Statutory Auditors of the Company for the period of five years to hold office till the conclusion of the Annual General Meeting of the Company to be held in the year 2027. With notification of the amendment to section 139 by the Companies (Amendment) Act, 2017, provision for ratification of the appointment of the Auditors at every Annual General Meeting of the Company has been omitted. Accordingly, it is brought to the notice of the members that ratification of the appointment of Statutory Auditors will not be required.

ii) Secretarial Auditors

Pursuant to the provisions of Section 204 of the Companies Act, 2013 and the Companies (Appointment and Remuneration of Managerial Personnel) Rules, 2014, the Company has appointed M/s. Prajot Tungare & Associates, Company Secretaries, Pune to undertake the Secretarial Audit for the financial year 2022-23.

The Report of the Secretarial Audit for the Financial Year 2021-22 is annexed herewith as an Annexure II to this Report.

There are no qualifications, reservations or adverse remarks or disclaimers made by the Secretarial Auditors in their report.

iii) Cost Auditors

Pursuant to provisions of section 148 of Companies Act 2013, M/s. Adawadkar Chougule & Associates, Cost Accountants (Firm Registration No.00425) have been re-appointed for conducting audit of cost records maintained by the Company for the products, applicable as per Companies (Cost Records and Audit) Amendment Rules, 2014 for F.Y. 2022-23. The Audit Committee of the Company has also recommended the appointment of M/s. Adawadkar Chougule & Associates, Cost Accountants, as Cost Auditor of the Company. Their remuneration is subject to approval by the Members.

Maintenance of Cost Records:

Company is duly maintaining cost records as specified by the Central Government under sub-section (1) of section 148 of the Companies Act, 2013.

iv) Internal Auditor

The Board has appointed Mr. Nilesh Mankar, Company Secretary of the Company, as an Internal Auditor of the Company pursuant to the provisions of Section 138 of the Companies Act, 2013 read with Rule 13 of the Companies (Accounts) Rules, 2014 of the Companies Act, 2013.

25. Explanation or Comments of Statutory Auditors and Secretarial Auditor

The Notes on financial statements referred to in the Auditors report are self-explanatory and do not call for any further comments. The Statutory Auditors Report and Secretarial Audit Report do not contain any qualification, reservation or adverse remark except following point;

- a) The Company had received notice from the Bombay Stock Exchange Limited (BSE) on 22nd November, 2021 for the quarter ended 30th September, 2021 and from National Stock Exchange of India Limited (NSE) on 21st February, 2022 for the quarter ended 30th September, 2021 & 31st December, 2021 for non-compliance under Regulation 17(1A) of SEBI (LODR) Regulations 2015 required for obtaining approval of members vide special resolution for continuing appointment of Non-Executive Directors on attaining the age of 75 years. Accordingly, the Company obtained approval of members vide special resolution through Postal Ballot on 28th January, 2022 and complied with provisions of Regulation 17 (1A). The Company had paid penalty amount to NSE under protest along with the submission of waiver letter for the said penalty. Discussion for waiver of the said penalty is under process with NSE. BSE has waived the penalty in total, pursuant to such compliance.

26. Directors Responsibility Statement

Pursuant to the requirement of Section 134(5) of the Companies Act, 2013, the Directors state:

That in the preparation of the Annual Accounts for the year ended March 31, 2022, the applicable Accounting Standards have been followed along with proper explanations relating to material departures, if any;

That they have selected such accounting policies and applied them consistently and made judgments and estimates that are reasonable and prudent so as to give a true and fair view of the state of affairs of the Company at the end of the financial year and of the profit of the Company for the period;

They have taken proper and sufficient care for the maintenance of adequate accounting records in accordance with the provisions of this Act, for safeguarding the assets of the Company and for preventing and detecting fraud and other irregularities;

That the annual financial statements have been prepared on a going concern basis;

That they have laid down internal financial controls to be followed by the Company and that such internal financials controls are adequate and are operating effectively.

That they have devised proper systems to ensure compliance with the provisions of all applicable laws and that such systems were adequate and operating effectively.

27. Extract of Annual Return

As required under Section 92(3) of the Act and the Rules made thereunder and amended from time to time, the Annual Return of the Company in prescribed Form MGT-7 is available on the website of the Company at <https://synergygreenind.com/sites/default/files/pdf/annual-report/Annual%20Report%2020-21.pdf>

28. Particulars of Loans, Guarantees and Investments

The Company has not given any loan or guarantee or security or made an investment under Section 186 of the Companies Act, 2013 during the financial year.

29. Particulars of Related Party Transactions

All transactions entered into with Related Parties as defined under Section 2(76) of the Companies Act, 2013 during the financial year were in the ordinary course of business and at an arm's length pricing basis and do not attract the provisions of Section 188 of the Companies Act, 2013.

The Company has formulated a policy on materiality of Related Party Transactions and on dealing with Related Party Transactions. The Company has also taken omnibus approval from Audit Committee held on May 20, 2022 for the F.Y. 2022-23.

The particulars of related party transactions in prescribed Form AOC - 2 are attached as **Annexure I**.

30. Board Evaluation

Pursuant to the provisions of the Companies Act, 2013 and Regulation 17(10) of the Regulations, the Board has carried out performance evaluation of its own performance and that of its committees and individual Directors.

31. Familiarization Program:

The Company regularly provides orientation and business overview to its Directors by way of detailed presentations by the various business and functional heads at Board meetings and through other interactive programs. Such meetings/programs include briefings on domestic and global business of the Company. Besides this, the Directors are regularly updated about Company's new projects, expansion plannings, changes in regulatory environment and strategic direction.

The Board members are also provided relevant documents, reports and internal policies to facilitate familiarization with the Company's procedures and practices, from time to time.

The details of programmes for familiarization for Independent Directors are posted on the website of the Company and can be accessed at <https://synergygreenind.com/sites/default/files/2.Familization%20Programmes.pdf>

32. Disclosures by Directors:

The Board of Directors have submitted a notice of interest in Form MBP 1 under Section 184(1) as well as intimation by Directors in Form DIR 8 under Section 164(2) and declaration as to compliance with the Code of Conduct of the Company.

33. Code of Conduct for Prohibition of Insider Trading:

Based on the requirements under SEBI (Prohibition of Insider Trading) Regulations, 2015, as amended from time to time, the code of conduct for prevention of insider trading, as approved by the Board from time to time, is in force. The objective of this Code is to protect the interest of shareholders at large, to prevent misuse of any price-sensitive information, and to prevent any insider trading activity by dealing in shares of the Company by its Directors, designated employees, connected persons and other employees. The Company also adopts the concept of Trading Window Closure, to prevent its Directors, Officers, designated employees, connected persons and other employees from trading in the shares of the Company at the time when there is unpublished price sensitive information.

The Policy is available on the website of the Company at <https://synergygreenind.com/investors/code-conduct-insider-trading>

34. Code of Conduct for Independent Directors:

The Board has also laid down a Code of Conduct for Independent Directors pursuant to Section 149(8) and Schedule IV to the Companies Act, 2013 via terms and conditions for appointment of Independent Directors, which is a guide to professional conduct for Independent Directors and has been uploaded on the website of the Company at following web link: <https://synergygreenind.com/sites/default/files/3.Terms%20and%20Conditions%20for%20appointment%20of%20Independent%20Director.pdf>

35. Finance and Accounts:

Financial Statement has been prepared in accordance with accounting standards as issued by the Institute of Chartered Accountants of India and as specified in Section 133 of the Companies Act, 2013 and the relevant rules thereof and in accordance with Regulation 33 of SEBI (Listing Obligations and Disclosure Requirements) Regulation, 2015. IND AS is applicable to the Company. The estimates and judgments relating to the Financial Statements are made on a prudent basis, so as to reflect in a true and fair manner, the form and substance of transactions and reasonably present the Company's financial position.

36. Fraud Reporting:

There has been no frauds reported by the Auditors of the Company to the Audit Committee or the Board of Directors under sub-Section (12) of Section 143 of the Companies Act, 2013 during the financial year.

37. Non-Disqualification of Directors:

All the Directors of the Company are non- disqualified and certificate for the same from the Practicing Company Secretary in annexed as **Annexure-A** forming a part of Corporate Governance Report.

38. Business Responsibility Statement:

Your Company does not fall under Top 1000 listed entities as per Market Capitalization. Hence, the Business Responsibility Report for the financial year, as stipulated under Regulation 34 of the SEBI (Listing Obligations and Disclosure Requirements) Regulations, 2015 is not enclosed to this Annual Report.

39. Corporate Governance

The Company has been following good Corporate Governance since its inception. The shares of the Company are listed on BSE Ltd. and National Stock Exchange of India Ltd. We are regularly and timely complying with the requirements as per the Listing Agreements. The Company has paid annual listing fees for the Financial Year 2022-23. As required by SEBI Guidelines, a Corporate Governance Report, including the Auditor's Certificate on Corporate Governance is annexed as Annexure VI.

40. Management Discussion And Analysis Report

Management Discussion & Analysis Report for the year under review as stipulated under Regulation 34(2) of the Securities and Exchange Board of India (Listing Obligations and Disclosure Requirements) Regulations, 2015 is annexed as Annexure V hereto and forms part of this Report.

41. Internal Control Systems and their adequacy

The Company has an Internal Control Framework, which is commensurate with the size, scale and complexity of its operations. This framework ensures adequate safeguards and process to address the evolving business requirements. The Company has in place adequate internal financial controls with reference to financial statements. The Company adopted Internal Audit Programme specifying mission, scope of work, independence, accountability, responsibility and authority of the said Internal Audit. The Company has also appointed Mr. Nilesh Mankar, Company Secretary as internal auditor of the Company for conducting Internal Audit.

In order to ensure that all these systems are working smoothly and with no errors or malfunctions, the Company has an Internal Audit System, which covers various functional areas within the Company as per the audit program drawn up in consultation with the audit committee on an annual basis.

Strengthening of controls is a continuous and evolving process in the Company. The management undertakes preventive and corrective actions, which are then horizontally deployed across the organization. During the year, such controls were put to test and no reportable material weaknesses were observed, either in framing the controls or their implementation.

In addition, the Company has an Audit Committee, which oversees the various aspects of the financial and other controls, including annual operating plans, quarterly reporting of performance, annual accounting etc.

42. Company's Policy on Directors', Key Managerial Personnel's and Senior Management Personnel Appointment and Remuneration

The Company has adopted Nomination and Remuneration Policy based on recommendations of Nomination and Remuneration Committee of the Company, for selection and appointment of Directors, Key Managerial Personnels, Senior Management and fixing their remuneration. Disclosures of the ratio of the remuneration of each Director to the median employee's remuneration and other details as required pursuant to Section 197(12) of the Companies Act, 2013 read with Rule 5(1) of the Companies (Appointment and Remuneration of Managerial Personnel) Rules, 2014 as amended from time to time, is provided as "Annexure IV".

The Policy is placed on the Company's website, viz https://www.synergygreenind.com/investors/corporate_governance/policy.

43. Compliances with respect to applicable Secretarial Standards

The Company has ensured compliance with the applicable Secretarial Standards issued by the Institute of Company Secretaries of India.

44. Insolvency and Bankruptcy Code Update:

No application has been made / No proceeding is pending under the Insolvency and Bankruptcy Code, 2016 during the year under review.

45. Valuation for one time settlement with Bank and Financial Institution:

The Company has not made any valuation for one-time settlement with banks and financial Institution. Hence, there is no reason for elaboration on the said aspect.

46. Acknowledgments

Your Directors would like to place on record their appreciation for the support to the Company received from the Employees at all levels. Our growth was made possible by their hard work, solidarity, cooperation and support. We would also like to thank our Bankers, Associates and all other clients and well-wishers.

FOR AND ON BEHALF OF THE BOARD OF
SYNERGY GREEN INDUSTRIES LIMITED

Place : Kolhapur
Date : May 20, 2022

SACHIN R. SHIRGAOKAR
CHAIRMAN & MANAGING DIRECTOR
DIN : 00254442

SOHAN S. SHIRGAOKAR
JOINT MANAGING DIRECTOR
DIN : 00217631

ANNEXURE - I
Form No. AOC-2

(Pursuant to clause (h) of sub-section (3) of section 134 of the Act and Rule 8(2) of the Companies (Accounts) Rules, 2014)

1. Details of contracts or arrangements or transactions not at Arm's length basis: NIL
2. Details of material contracts or arrangement or transactions at arm's length basis:

Sl.	Particulars	1	2
1	Name(s) of the related party	S. B. Reshellers Pvt. Ltd.	The Ugar Sugar Works Ltd.
2	Nature of relationship	Company with common Directorship	Director's holding >2%
3	Nature of Contracts / arrangements/ transactions	Purchase of castings, obtaining services such as machining, repairs to moulds, mfg. of moulds, payment of rents, sale of scrap & Shot blasting service given and Purchase of Sugar, mfg. of interlocking paving blocks, Design tiles and cement base products.	
4	Duration of the contracts/ arrangements/transactions	01.04.2021 to 31.03.2022	
5	Salient terms of the contracts or arrangements or transactions including the value	1. Purchase of Other items Rs.3,50,99,020 2. Labour Charges Paid Rs.9,40,394 3. Purchase of Fixed Asset Rs.2,44,79,136 4. Office Rent Paid Rs.2,52,000	Purchase of other items Rs.1,10,215
6	Justification for entering into such contracts or arrangement or transactions	Transactions are done on the basis of comparison of quotations received from similar parties in the market and earlier performance of the party, quality of supply and service. Also, recommendations by our technical team have considered. All the transactions are done at the fair market value and are at arm's length basis.	
7	Date(s) of approval by the Board	Omnibus Approval for all related party Transaction has been obtained in Audit Committee Meeting as well as Board Meeting held on May 27, 2021.	
8	Amount paid as advances, if any	Nil	

ANNEXURE - II
Form No. MR-3
SECRETARIAL AUDIT REPORT

For the financial year ended on 31st March, 2022

[Pursuant to section 204(1) of the Companies Act, 2013 and rule No.9 of the Companies

(Appointment and Remuneration Personnel) Rules, 2014]

To,
The Members,
Synergy Green Industries Limited
392 E Ward, Shahupuri,
Kolhapur 416001

We have conducted the secretarial audit of the compliance of applicable statutory provisions and the adherence to good corporate practices by Synergy Green Industries Limited ('the Company'). Secretarial Audit was conducted in a manner that provided us a reasonable basis for evaluating the corporate conducts/statutory compliances and expressing our opinion thereon.

Based on our verification of the Company's books, papers, minute books, forms and returns filed and other records maintained by the Company and also the information provided by the Company, its officers, agents and authorized representatives during the conduct of secretarial audit, we hereby report that in our opinion, the Company has, during the audit period covering the financial year 1st April, 2021 to 31st March, 2022 ("the financial year") complied with the statutory provisions listed hereunder and also that the Company has proper Board-processes and compliance mechanism in place to the extent, in the manner and subject to the reporting made hereinafter.

1. We have examined the books, papers, minute books, forms and returns filed and other records maintained by the Company for the financial year ended on 31st March, 2022, according to the provisions of:
 - 1) The Companies Act, 2013 (the Act) and the rules made thereunder to the extent notified;
 - 2) The Securities Contracts (Regulation) Act, 1956 ('SCRA') and the rules made thereunder;
 - 3) The Depositories Act, 1996 and the Regulations & Bye-Laws framed thereunder;
 - 4) Foreign Exchange Management Act, 1999 and the rules and regulations made thereunder to the extent of Foreign Direct Investment.
 - 5) The following Regulations & Guidelines prescribed under the Securities and Exchange Board of India Act, 1992 ('SEBI Act').
 - a. The Securities and Exchange Board of India (Substantial Acquisition of Shares and Takeovers) Regulations, 2011;
 - b. The Securities and Exchange Board of India (Prohibition of Insider Trading) Regulations, 2015;
 - c. The Securities and Exchange Board of India (Issue of Capital and Disclosure Requirements) Regulations, 2009;
 - d. The Securities and Exchange Board of India (Registrar to an Issue and Share Transfer Agents) Regulations, 1993 regarding the Companies Act and dealing with client;
 - e. The Securities and Exchange Board of India (Listing Obligation and Disclosures Requirements) Regulations, 2015
 - f. Securities and Exchange Board of India (Depositories and Participants) Regulations, 2018

No other Laws are specifically applicable to your Company on which our comment is required.

We have also examined the compliance with the applicable clauses of the following:

- 1) Secretarial Standards issued by The Institute of Company Secretaries of India
- 2) The Listing Agreements entered into by the Company with BSE Limited and NSE Limited
- 3) Provisions of the Memorandum and Articles of Association of the Company

During the period under review, in our opinion, Company has complied with the Company Law Provisions, MCA Regulations, SEBI Regulations, Depositories Regulations and FEMA Regulations except the following:

- A. The Company had received notice from the Bombay Stock Exchange Limited (BSE) on 22nd November, 2021 for the quarter ended 30th September, 2021 and National Stock Exchange of India Limited (NSE) on 21st February, 2022 for the quarter ended 30th September, 2021 & 31st December, 2021 and levied penalty for non-compliance under Regulation 17(1A) of SEBI (LODR) Regulations 2015 required for obtaining approval of members vide special resolution for continuing appointment of Non-Executive Directors on attaining age of 75 years. Accordingly, the Company obtained approval of members vide special resolution through Postal Ballot on 28th January, 2022 and complied with provisions of Regulation 17 (1A). The Company had paid the penalty amount to NSE under protest along with the submission of the waiver letter of the said penalty. Discussion for waiver of the said penalty at NSE is under process and is yet to communicate its decision regarding the said waiver. In respect of BSE, the Exchange had waived the penalty in total pursuant to such compliance.

We further report that

Based on the information provided by the Company and records maintained by the Company, there are adequate systems and processes in the Company commensurate with the size and operations of the Company to monitor and ensure compliance with applicable laws, rules, regulations and guidelines.

We further report that

The Board of Directors of the Company is duly constituted with proper balance of Executive Directors, Non-Executive Directors, Woman Director and Independent Directors. Audit Committee, Nomination and Remuneration Committee are properly constituted.

Adequate notice of seven days as well as at shorter notice was given to all directors to schedule the Board Meetings along with agenda and detailed notes on agenda and a system exists for seeking and obtaining further information and clarifications on the agenda items before the meeting and for meaningful participation at the meeting.

All decisions at the Board meetings and Committee meetings are carried out unanimously as recorded in the minutes of the meetings of the Board of Directors or the Committee of the Board of Directors, as the case may be.

We further report that during the audit period the Company had following events which had bearing on the Company's affairs in pursuance of the above referred laws, rules, regulations, guidelines, standards etc:

- i. The Company has received approval from BSE Ltd. and National Stock Exchange of India Limited bearing reference no.20210726-19 dated July 26, 2021 and No.0788/2021 dt. July 26, 2021, respectively for migration of Equity shares of the Company from the BSE-SME platform to the main Board of BSE Ltd. and National Stock Exchange of India Limited w.e.f. Wednesday, July 28, 2021
- ii. The Company conducted Postal Ballot as per provisions of section 110 of the Companies Act, 2013 and applicable Regulations of LODR for seeking approval of members for following
 - a. Continuation of Mrs. Prabha Kulkarni and Dr. Mallappa R. Desai as Independent Directors till their current tenure of appointment.
 - b. Re-appointment of Mr. Sachin Shirgaokar as Chairman and Managing Director for a further period of 15 months i.e. from 1st January, 2022 to 31st March, 2023
 - c. Re-appointment of Mr. Sohan Shirgaokar as Joint Managing Director for a further period of 15 months i.e. from 1st January, 2022 to 31st March, 2023

**For C.S. Kelkar & Associates
Company Secretaries**

**Shruti Kanhere
Partner**

**M. No.: 6927; C. P. No.: 7338
UDIN:F006927D000252513**

**Date: May 02, 2022
Place: Pune**

ANNEXURE – III
ANNUAL REPORT ON CORPORATE SOCIAL RESPONSIBILITY (CSR) ACTIVITIES
For the financial year ended on March 31, 2022

[Pursuant to clause (o) of sub-section (3) of section 134 of the Act and Rule 9 of the Companies (Corporate Social Responsibility) Rules, 2014]

1. Brief outline on CSR Policy of the Company:

The CSR Policy will cover the following focus areas which the Company will undertake through its various initiatives in the areas of 1. Health, 2. Education, 3. Community Development, 4. Natural Calamities and 5. Sports Development and Cultural Activities. Also, to promote, carry out, support any activities covered in Schedule VII to the Companies Act 2013, as amended from time to time.

In the financial year 2021-22, the Company has promoted activities relating to setting up old age homes, day care centers and such other facilities for senior citizens as well as disaster management as medical assistance under Covid-19 pandemic.

2. Composition of CSR Committee:

Pursuant to the Companies (Corporate Social Responsibility Policy) Amendment Rules, 2021, the CSR Committee is not required to be constituted if amount to be spent by a Company in a year does not exceed Rs. 50 Lakhs. Currently, the CSR liability for the Company is less than Rs.50 Lakhs. Hence all functions for fulfilling CSR liability shall be carried out by the Board of Directors of the Company.

3. Provide the web-link where Composition of CSR Committee, CSR Policy and CSR Projects approved by the Board are disclosed on the website of the Company:

- CSR Committee of the Company was dissolved in terms of section 135(9) of the Companies Act, 2013 w.e.f. February 09, 2021.
- CSR Policy of the Company is disclosed on the website of the Company. Weblink of the same is [https://www.synergygreenind.com/sites/default/files/CSR %20POLICY0.pdf](https://www.synergygreenind.com/sites/default/files/CSR%20POLICY0.pdf) CSR Projects are approved by the Board in terms of the CSR Policy of the Company which are detailed in the Point 7(c).

4. Provide the details of Impact assessment of CSR projects carried out in pursuance of sub-rule (3) of rule 8 of the Companies (Corporate Social Responsibility Policy) Rules, 2014, if applicable (attach the report) - NA
5. Details of the amount available for set off in pursuance of sub-rule (3) of rule 7 of the Companies (Corporate Social Responsibility Policy) Rules, 2014 and amount required for set off for the financial year, if any

Sl. No.	Financial Year	Amount available for set-off from preceding financial years (in Rs)	Amount required to be set-off for the financial year, if any (in Rs)
1	2021-22	12,141.00	12,141.00
	TOTAL	12,141.00	12,141.00

6. Average net profit of the company as per section 135(5) – Rs.577.90 lakhs

- (a) Two percent of average net profit of the company as per section 135(5) – Rs.11.56 lakhs
- (b) Surplus arising out of the CSR projects or programs or activities of the previous financial years – Nil
- (c) Amount required to be set off for the financial year, if any – Rs.56,337.00

Total CSR obligation for the financial year (7a+7b- 7c) = Rs.11.56 Lakhs

8. (a) CSR amount spent or unspent for the financial year:

Total Amount Spent for the Financial Year. (in Rs.)	Amount Unspent (in Rs.)				
	Total Amount transferred to Unspent CSR Account as per section 135(6).		Amount transferred to any fund specified under Schedule VII as per second proviso to section 135(5).		
	Amount.	Date of transfer.	Name of the Fund	Amount.	Date of transfer.
12,00,000	0.00	NA	Contribution to research & development projects	1,00,000 11,00,000	22.09.2021 20.03.2022

(b) Details of CSR amount spent against ongoing projects for the financial year: Not Applicable

(1)	(2)	(3)	(4)	(5)		(6)	(7)	(8)	(9)	(10)	(11)
Sl. No.	Name of the Project	Item from the list of activity in Schedule VII to the Act.	Local area (Yes/ No).	Location of the project.		Project duration.	Amount allocated for the project (in Rs.).	Amount spent in the current financial Year (in Rs.).	Amount transferred to Unspent CSR Account for the project as per Section 135(6) (in Rs.).	Mode of Implementation - Direct (Yes/ No)	Mode of Implementation -Through Implementing Agency
				State.	District.						
-	-	-	-	-	-	-	-	-	-	-	-

(c) Details of CSR amount spent against other than ongoing projects for the F.Y.2021-22:

(1)	(2)	(3)	(4)	(5)		(6)	(7)	(8)	
Sl. No.	Name of the Project	Item from the list of activities in schedule VII to the Act.	Local area (Yes/No)	Location of the project.		Amount spent for the project (in Rs.).	Mode of implementation- Direct (Yes/No).	Mode of implementation- Through implementing agency.	
				State.	District.			Name.	CSR registration number.
1.	Contribution to research & development projects	Activities Related to clause (ix) (a) of Sch.VII of Companies Act 2013	Yes	Maharashtra	Kolhapur	1.00 Lakh	Yes	DKTE College of Ichalkaranji	CSR00012875
2.	Contribution to research & development projects	Activities Related to clause (ix) (a) of Sch.VII of Companies Act 2013	Yes	Maharashtra	Kolhapur	11.00 Lakh	Yes	Manufacturing Association of Kagal	CSR00024293
	TOTAL					12.00 Lakhs			

(d) Amount spent in Administrative Overheads - NIL

(e) Amount spent on Impact Assessment, if applicable – NIL

(f) Total amount spent for the Financial Year (8b+8c+8d+8e) – Rs.12.00 Lakhs

(g) Excess amount for set off, if any

Sl. No.	Particular	Amount (in Rs.)
(i)	Two percent of average net profit of the company as per section 135(5)	11,55,804
(ii)	Total amount spent for the Financial Year	12,00,000
(iii)	Excess amount spent for the financial year [(ii)-(i)]	44,196
(iv)	Surplus arising out of the CSR projects or programmes or activities of the previous financial years, if any	12,141
(v)	Amount available for set off in succeeding financial years [(iii)-(iv)]	56,337

9. (a) Details of Unspent CSR amount for the preceding three financial years: These details are not applicable for financial years prior to 2020-21.

Sl. No.	Preceding Financial Year.	Amount transferred to Unspent CSR Account under section 135 (6) (in Rs.)	Amount spent in the reporting Financial Year (in Rs.).	Amount transferred to any fund specified under Schedule VII as per section 135(6), if any.			Amount remaining to be spent in succeeding financial years. (in Rs.)
				Name of the Fund	Amount (in Rs).	Date of transfer.	
NA	NA	NA	NA	NA	NA	NA	NA
	TOTAL						

- (b) Details of CSR amount spent in the financial year for **ongoing projects** of the preceding financial year(s): NIL

Sl. No.	Project ID.	Name of the Project.	Financial Year in which the project was commenced.	Project duration.	Total amount allocated for the project (in Rs.).	Amount spent on the project in the reporting Financial Year (in Rs.).	Cumulative amount spent at the end of reporting Financial Year. (in Rs.)	Status of the project- Completed /Ongoing.
(1)	(2)	(3)	(4)	(5)	(6)	(7)	(8)	(9)
NA	NA	NA	NA	NA	NA	NA	NA	NA

10. In case of creation or acquisition of capital asset, furnish the details relating to the asset so created or acquired through CSR spent in the financial year (**asset-wise details**). **N.A**

- Date of creation or acquisition of the capital asset(s) - NA
- Amount of CSR spent for creation or acquisition of capital asset - NA
- Details of the entity or public authority or beneficiary under whose name such capital asset is registered, their address etc.- NA
- Provide details of the capital asset(s) created or acquired (including complete address and location of the capital asset). – NA

12. Specify the reason(s), if the company has failed to spend two percent of the average net profit as per section 135(5) - NA

For Synergy Green Industries Limited

Sachin R. Shirgaokar
Chairman & Managing Director
DIN : 00254442

Sohan S. Shirgaokar
Joint Managing Director
DIN : 00217631

ANNEXURE – IV

Details of Remuneration as required under section 197 (12) of the Companies Act, 2013 Read with Rule 5(1) of the Companies (Appointment and Remuneration of Managerial Personnel) Rules, 2014.

- i. The percentage increase in remuneration of each Director, Chief Financial Officer and Company Secretary during the financial year 2021-22, ratio of the remuneration of each Director to the median remuneration of the employees of the Company for the financial year 2021-22 and the comparison of remuneration of each Key Managerial Personnel (KMP) against the performance of the Company are as under:

Sr. No.	Name of Director/ KMP and Designation	Remuneration of Director/ KMP for financial year 2021-22 (Rs. in Lakh)	% Increase / Decrease in Remuneration in the Financial Year 2021-22	Ratio of Remuneration of each Director/ to median remuneration of employees	Average percentile increase already made in the salaries of employees other than the managerial personnel in the last financial year and its comparison with the percentile increase in the managerial remuneration and justification thereof and point out if there are any exceptional circumstances for increase in the managerial remuneration
1)	Sachin R. Shirgaokar Chairman & Managing Director	85.91	4.94	21.20	Average salary increase of non-managerial employees is 6.07%. Average salary has increased of managerial employees is 4.31%.
2)	Sohan S. Shirgaokar Jt. Managing	85.91	4.94	21.20	
3)	V. S. Reddy Whole Time Director	79.74	2.98	19.68	
4)	Suhas B. Kulkarni Chief Financial Officer	20.06	9.85	N.A.	
5)	Nilesh M. Mankar Company Secretary	8.90	16.19	N.A.	

- ii. The median remuneration of employees of the Company during the financial year was Rs.4.05 Lakh.
- iii. In the financial year, there was an increase of 6.07% in the median remuneration of employees.
- iv. There were 191 permanent employees on the roll of the Company as on March 31, 2022.
- v. It is hereby affirmed that the remuneration paid during Financial Year 2021-22 is as per the Remuneration Policy for Directors, Key Managerial Personnel and other Employees.

Details of top ten employees remuneration as required under provisions of Section 197 of the Companies Act, 2013 and Rule 5(2) and 5(3) of Rules are available for inspection at the Registered Office of the Company during working hours, 21 days before the Annual General Meeting and shall be made available to any shareholder on request. Such details are also available on our Company's website: www.synergygreenind.com.

For Synergy Green Industries Limited

Sachin R. Shirgaokar
Chairman & Managing Director
DIN : 00254442

Sohan S. Shirgaokar
Joint Managing Director
DIN : 00217631

ANNEXURE – V

Management Discussion and Analysis

FORWARD LOOKING STATEMENT

The report contains forward-looking statements, identified by words like ‘plans’, ‘expects’, ‘will’, ‘anticipates’, ‘believes’, ‘intends’, ‘projects’, ‘estimates’ and so on. All statements that address expectations or projections about the future, but not limited to the Company’s strategy for growth, product development, market position, expenditures and financial results, are forward-looking statements. Since these are based on certain assumptions and expectations of future events, the Company cannot guarantee that these are accurate or will be realized. The Company’s actual results, performance or achievements could thus differ from those projected in any forward-looking statements. The Company assumes no responsibility to publicly amend, modify or revise any such statements on the basis of subsequent developments, information or events. The Company disclaims any obligation to update these forward-looking statements, except as may be required by law.

GLOBAL WIND INDUSTRY OVERVIEW:

Wind industry is projected to play a pivotal role in achieving net-zero emissions. Energy crisis originated from Russia/ Ukraine conflict will add further momentum to renewable growth. The wind industry has enjoyed its second-best year ever, with 94 GW installations in 2021. Even though this year growth was lower at -1.8% but it has sustained previous year growth of 53%. This is a clear sign of the incredible resilience and upward trajectory of the global wind industry.

The 93.6 GW of new installations in 2021 brings global cumulative wind power capacity to 837 GW, showing year-over-year (YOY) growth of 12%. The onshore wind market added 72.5 GW worldwide. That is 18% lower than the previous year due to a slowdown in China and the US, the world’s two largest wind markets. However, there was record-high growth in Europe, Latin America and Africa & the Middle East, where new onshore installations increased by 19%, 27% and 120%, respectively. The offshore wind market enjoyed its best ever year in 2021, with 21.1GW commissioned. That represents three times more than the previous year. New offshore installations represented 22.5% of all new installations last year, helping bring the world’s total offshore capacity to 57GW, which is 7% of global installations.

The wind industry is continuing to manage disruptions from COVID-19. Sky-high freight costs and increasing commodity prices last year further squeezed the margins from turbine and component suppliers and developers, which were already under price pressure as the result of market design that has created “race to bottom” conditions. Uncertainty around COVID-19 may have slowed down project commissioning in markets such as the US, India and Taiwan, but auction activities in 2021 demonstrate the desire to continue wind’s growth around the world. Auctioned capacity was up 153% on 2020, with 88 GW awarded globally. Onshore wind makes up 69 GW (78%) of that, with offshore counting for 19 GW.

The world’s top five markets in 2021 for new installations were China, the US, Brazil, Vietnam, and the UK. These five markets combined made up 75.1% of global installations last year, collectively 5.5% lower than 2020, primarily due to China and the US losing a combined 10% market share compared to 2020.

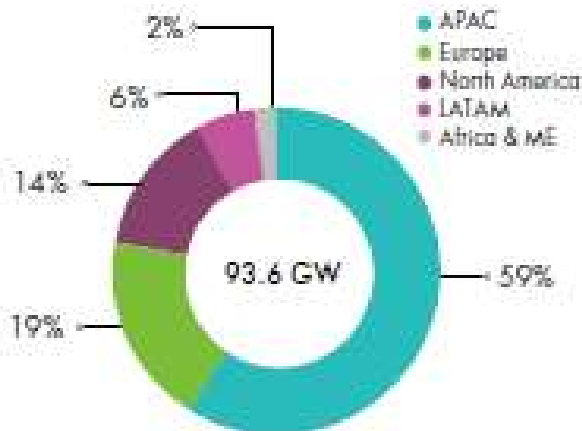
In terms of cumulative installations, the top five markets as of the end of 2021 remained unchanged. Those markets are China, the US, Germany, India and Spain, which together accounted for 72% of the world’s total wind power installations, 1% lower than in 2020.

New installations

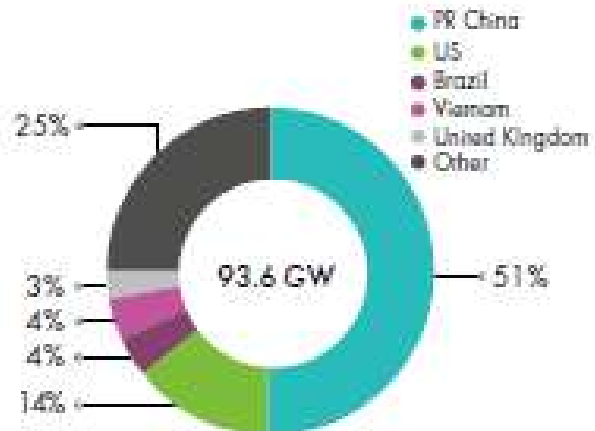


2020 new installations data has been adjusted based on the input GWEC received. For details see Appendix -Methodology and Terminology

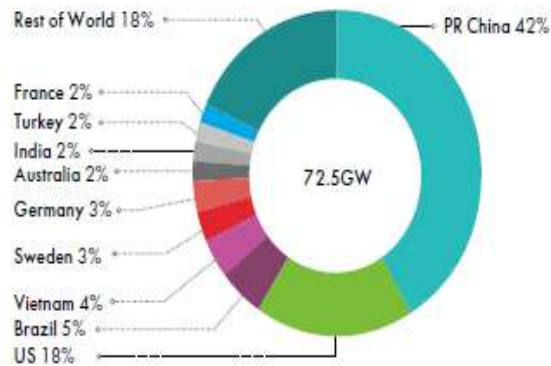
New wind power capacity in 2021 by region
Per cent



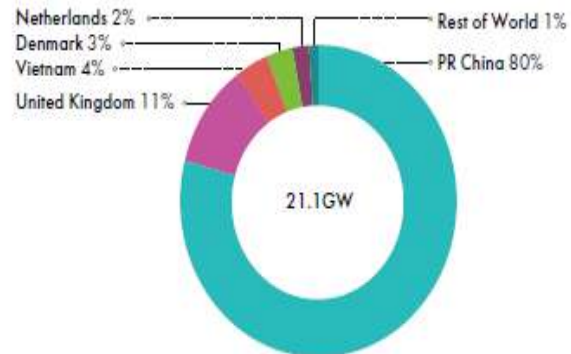
New wind power capacity in 2021 and share of top five markets
Per cent



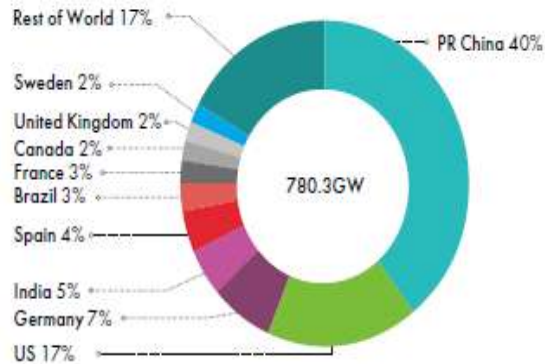
New installations onshore (%)



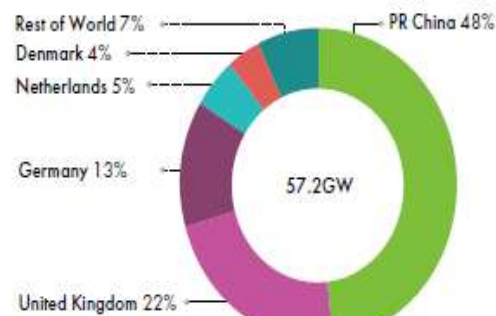
New installations offshore (%)



Total installations onshore (%)



Total installations offshore (%)



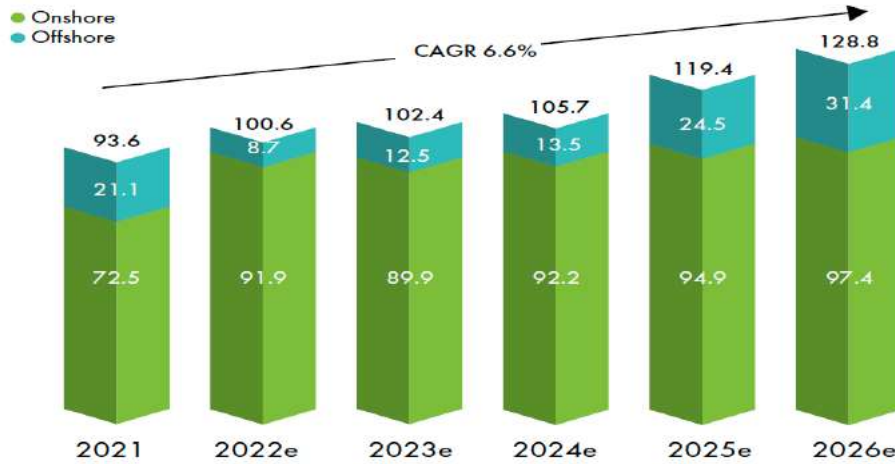
Detailed data sheet available in GWEC's member only area. For definition of region see Appendix - Methodology and Terminology

Historic development of total installations (GW)



GWEC | GLOBAL WIND REPORT 2022

New wind power installations outlook 2022-2026 (GW)



GWEC's Market Outlook represents the industry perspective for expected installations of new capacity for the next five years. The outlook is based on input from regional wind associations, government targets, available project information and input from industry experts and GWEC members. An update will be released in Q3 2022. A detailed data sheet is available in the member only area of the GWEC Intelligence website.

INDIAN WIND INDUSTRY OVERVIEW:

India is the fourth-largest market in the world with respect to global cumulative wind installations and the second largest wind manufacturing hub. India market has been going through turbulent times and the installations have been muted for the last 4 years. One of the major roadblocks for the Indian industry was removed by government's dropping the reverse bidding process for awarding the contracts. Indian installations have drastically fallen after introduction of reverse bidding in 2017 and making the projects unviable. Now India should be joining the global momentum towards net zero goal.



India's announcements at COP26 in November 2021 strengthened confidence in the country's renewable energy commitments. Prime Minister Narendra Modi announced a multi-pronged approach to bolster climate action: 500 GW non-fossil fuels energy capacity by 2030; 50% renewables in the energy mix by 2030; reduction of total carbon emissions by 1 billion tones between 2021 and 2030; reduction of the emissions intensity of the economy by 45%; and achievement of net zero by 2070.

The current share of non-fossil fuels in overall generation capacity stands at 38.5%, out of a total 395 GW. While wind currently accounts for 10.2% of this, to further realize its 2030 climate commitments, the Ministry of New and Renewable Energy (MNRE) has estimated 140 GW wind energy capacity is needed by 2030. Globally, India ranks fourth in installed wind capacity with 40.1 GW as of January 2022.

The increasing role of renewable energy in fulfilling future demand is mainly driven by low costs. An influx of both capital and technology within renewables has led to a steep decline in LCoE over the last four years.

As illustrated in the graph below, the gap between the cost of generation from renewable energy and conventional sources widens towards 2022, due to the continuing decline in technology cost of wind and solar energy and the increasing cost of equipment and raw materials for coal-based power plants.

FIGURE 2 | RENEWABLES ARE CHEAPEST RESOURCE ON GRID , TODAY AND IN FUTURE

LCoE comparison of sources (new vs new), 2019 and 2022
INR/kWh



Note: Wind and solar LCoE calculations done at 11% internal rate of return while coal calculations done at 16% return on equity
Does not include transmission and distribution charges for any source
Pit-head are coal plants using domestic coal and located near the mine; domestic far plants also use domestic coal but are located far from the mine (~500 km); Imported fuel plants make use of imported Australian coal

Source: CEEW; BNEF; Lazard; MEC+ analysis

The costs of wind and solar energy are expected to decline by 7% and 11% by 2022, respectively, driven by the reduction in technology costs and operating expenses.

Coal, on the other hand, is expected to get costlier by 9% in the next three years majorly driven by increased equipment costs to meet new environmental standards and escalating domestic raw material costs. These dynamics put wind and solar energy in a preferred position in terms of market value, prompting the government to adopt a blended approach to coal and renewables.

More than 1.4 GW of wind was installed in 2021, exceeding the GW of installations during the previous year. Auction activity also gained momentum in 2021, with nearly 2.7 GW of onshore wind and 1.95 GW of hybrid auctions awarded by state and central agencies. A 7.5-months blanket time extension has been granted to renewables projects on account of initial disruptions from COVID-19, but as supply chain challenges persist, GWEC Market Intelligence projects the market outlook for 2022 and 2023 as 3,200 MW and 4,100 MW of onshore wind installations respectively.

Cumulative wind installations versus targets in India, GW



Source: GWEC Market Intelligence, NWE

OUTLOOK GOING AHEAD:

Despite the 140 GW target for 2030, Indian wind industry is facing following challenges in keeping up pace with global trend due to various issues like reverse bidding bringing down the prices, payment delays from DISCOM's to developers, Grid evacuation issue due to infrastructure and land policies.

Installations may be muted for next one or two years. However, long-term drivers are strong as the market is undergoing multiple long-term structural reforms. The major ones are: separation of wire and content business in the Electricity Act Amendment; privatization of financially stressed DISCOMS; and migration to merit order-based dispatch in the market. These interventions favour economic power plants and wind economics fit the cut.

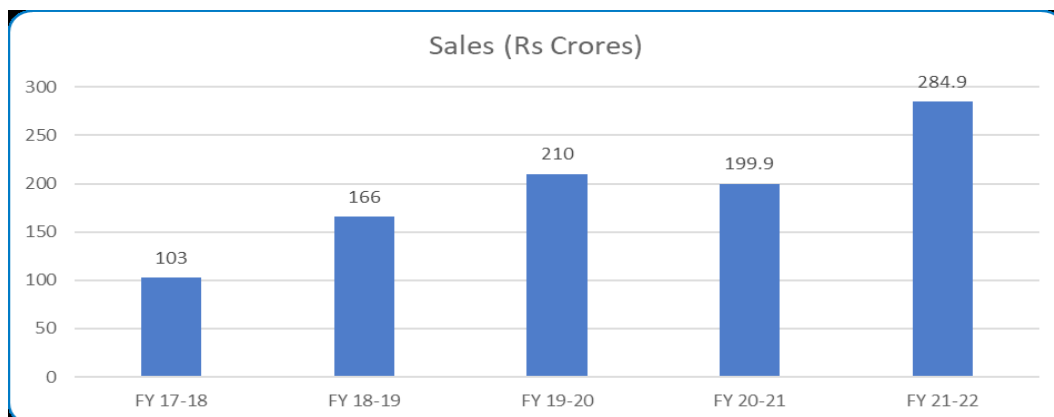
While 2023 can be expected to be a transition year with lower activity, the market is expected to stabilize thereafter at roughly 5 GW installations annually in the long term.

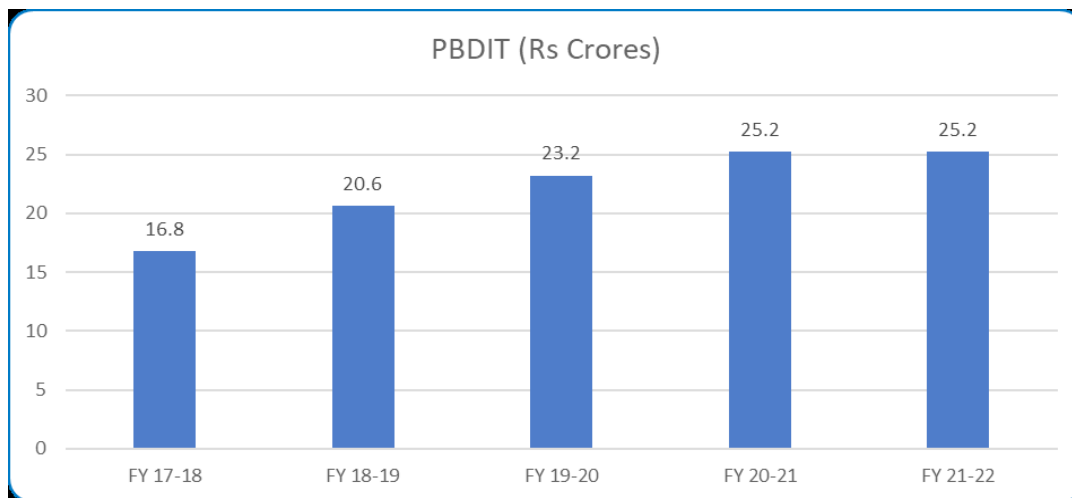
COMPANY & PERFORMANCE OVERVIEW:

Your Company mainly caters to the domestic & overseas OEM buyers in Wind segment such as Vestas Wind Technology India Pvt. Ltd., GE India Industrial Pvt. Ltd, Siemens Gamesa Renewable Power Pvt. Ltd. as well as non-wind segment such as Terex India Pvt. Ltd., ZF Wind Power Coimbatore Pvt Ltd. etc.

In the financial year 2021-2022, your Company recorded net sale of Rs.284.91 Crores as against Rs.199.92 Crores in the previous year and thereby recorded increase of 42.51% in the net sale.

Due to substantial increase in input prices, there is a reduction PBDIT margins from 12.6% to 8.9%. During the year, absolute PBDIT stands at Rs.25.20 Crores as against Rs.25.19 Crores in the previous year.





OPPORTUNITIES AND THREATS:

a) Opportunities

Structural changes are taking place in the industry to promote cost effective energy and achieve net zero emissions by 2070.

- **Offshore Wind:** The Indian government announced ambitious targets for offshore wind 5 GW by 2022 and 30 GW by 2030. The 'Facilitating Offshore Wind in India' (FOWIND) project led by GWEC provided a boost to the development and feasibility assessment of offshore wind in India.
- **Hybrid Plants:** To increase the reliability of renewable energy, SECI started conducting solar/wind hybrid auctions.
- **Ultra-mega renewable Energy Parks:** Government has taken up development activities in the region by announcing 25 GW of ultra -mega wind, solar and hybrid wind parks, where land and grid is provided by the government.
- **Round-the-clock renewable energy:** SECI is conducting a 0.4 GW round the clock auction to solve the mismatch in load peak compared to solar or wind peak which also affects grid stability. This tender by SECI is unique in design for round-the-clock demand and could pave the way for better renewable energy integration

India is converted as manufacturing hub by all global OEM's. Hence companies demand is originating from three streams like domestic market, made in India turbines exported by OEM's and direct export to other countries. Looking at all these facts, there is visibility of stable demand growth for the organization.

b) Threats

- Highly volatile raw material prices are a big challenge in part price adjustments. Customers compensate key raw material prices on quarterly basis. Many times, price movements are very large and creates a lag between input & part prices impacts the profitability
- Significant increase in domestic demand gives opportunity for the new players to enter the market and create competition. Till date company maintains leadership position in the country and maintains competitive edge over the competition.
- 100% outsourcing of machining services take away significant portion of value addition. There is a plan to add inhouse machining facility to overcome the same.

FUTURE OUTLOOK FOR THE BUSINESS:

Due to volatile commodity prices, there is a significant reschedules from Vestas for the first quarter. However, balance of the three quarters is projected to be normal. Considering the present order book, around 15% growth is estimated for the upcoming year.

There is a continuous effort to align the customer prices with input trend and maintain the margin levels. Since the material prices are getting stabilized or slightly getting softened, it is being projected to improvement in margins during the year.

RISKS AND CONCERNS:

In accordance with the SEBI Listing Regulations, the Board of Directors of the Company is responsible for framing, implementing and monitoring the risk management plans of the Company. The Company does identify risks associated with the Company, assess its impact and take appropriate corrective steps to minimize the risks that may threaten the existence of the Company from time to time.

Annual risk assessment exercise is conducted in line with the framework, existing risks, their mitigation actions are evaluated and new risks are identified. The Audit Committee has additional oversight over financial risks and controls. It also reviewed the mitigating factor and action initiated by the management to minimize the impact on the Company.

Risk Mitigation

To mitigate various risks significant to its business, your Company took several strategic initiatives during the year, such as:

- Implementing effective COVID-19 guidelines for all its employees, vendors, customers.
- Putting in place monitoring and control mechanism to ensure availability of critical resources like manpower, material and power.
- Focused on manufacturing cost reduction.
- Formation of a special task force to develop alternative sources for its critical raw material supplies.

These initiatives have helped minimize the impact of uncertainties and helped the Company achieve its planned business objectives during the year.

SEGMENT WISE OR PRODUCT WISE PERFORMANCE:

The Company works only in one segment i.e. manufacturing of SG & CI Castings.

IN ACCORDANCE WITH THE SEBI (LISTING OBLIGATIONS AND DISCLOSURE REQUIREMENTS 2018) (AMENDMENT) REGULATIONS, 2018, THE COMPANY IS REQUIRED TO GIVE DETAILS OF SIGNIFICANT CHANGES (CHANGE OF 25% OR MORE AS COMPARED TO THE IMMEDIATELY PREVIOUS FINANCIAL YEAR) IN KEY FINANCIAL RATIOS

Sr. No.	Key Financial Ratios	FY 2021- 22	FY 2020- 21	Remark
1	Debtors Turnover	9.27	8.74	No Material Change
2	Inventory Turnover	4.99	4.00	No Material Change
3	Current Ratio	0.96	1.02	No Material Change
4	Debt Equity Ratio	2.41	2.30	No Material Change
5	Interest Coverage Ratio	0.30	0.54	Due to unprecedented increase in Input Prices and lag in corresponding increase in sales price profitability ratios have come down.
6	Operating Profit Margin (%)	22.85	33.16	
7	Net Profit Margin (%)	0.50	1.60	
8	Return on Net Worth	2.42	2.34	No Material Change

MATERIAL DEVELOPMENTS IN HUMAN RESOURCES, INCLUDING NUMBER OF PEOPLE EMPLOYED:

The Company believes and recognizes that its employees are important resource in its growth and to give competitive advantage in the present business scenario. Ensuring business operations, employee safety and welfare became the foremost concerns for the Company.

1. Safety and Welfare

Safe Environment at Workplace: The Company followed a strict 'no visitor' policy keeping in mind the social distancing norms. Physical meetings or visitors in exceptional cases were allowed only with prior permissions. For the safety of employees, 100% temperature screening and masks at each entry point of plant and office was installed along with daily monitoring of oxygen levels and pulse rates of each department. To maintain safe hygiene levels, employee transport vehicles, shop floor and canteen were disinfected multiple times in a shift while all its offices were disinfected daily. Virtual meetings were conducted for prevention of COVID. Special trainings were given to the security staff regarding firefighting, COVID-19 and the security procedures to be followed.

2. Training and Skill Enhancement

During the year, the management of the Company precisely focused on online well as offline training and skill enhancement of its employees. Its primary focus was to deploy various trainings online which would lead to increase in competency level of our employees.

Total 191 employees and workers are on the payroll of the Company.

INTERNAL CONTROL SYSTEMS AND THEIR ADEQUACY

The Company has in place a well-framed internal control system that authorizes, records, and reports transactions to safeguard assets and protect against loss from unauthorized use or disposition. The internal controls ensure the reliability of data and financial information to maintain accountability of assets. These internal controls are supplemented by extensive internal audits, management review, and documented policies, guidelines, and procedures.

DISCLOSURE OF ACCOUNTING TREATMENT

For the first time Indian Accounting Standard was applicable for the F.Y.2021-22 due to migration from BSE-SME Exchange to the Mian Board of BSE & NSE. The Company has adopted and has followed all the treatments in the Financial Statements as per the prescribed Indian Accounting Standards.

Note:

For sake of brevity the items covered in Board's Report are not repeated in the Management Discussion and Analysis Report.

Cautionary Statement:

Certain Statements in the Management Discussion and Analysis describing the company's objectives, projections, estimates and expectation or predictions may be forward looking statements within the meaning of applicable laws and regulations. It cannot be guaranteed that these assumptions and expectations are accurate or will be realized. Actual results could differ from those expressed or implied. Important factors that could make a difference to the Company's operations include economic conditions affecting demand/ supply and price conditions in the domestic markets, changes in the Government Regulations, tax laws and other statutes and incidental factors.

For Synergy Green Industries Limited

Sachin R. Shirgaokar
Chairman & Managing Director
DIN : 00254442

Sohan S. Shirgaokar
Joint Managing Director
DIN : 00217631

Annexure VI Report on Corporate Governance

[Pursuant to Regulation 34(3) read with Schedule V of the SEBI (Listing Obligations and Disclosure Requirements) Regulations, 2015]

1. CORPORATE GOVERNANCE

1.1 Company's philosophy on Corporate Governance

At Synergy Green Industries Limited (SGIL), Corporate Governance has been an integral part of the way we have been doing our business since inception. We believe that good Corporate Governance emerges from the application of the best and sound management practices and compliance with the laws coupled with adherence to the highest standards of transparency and business ethics. Corporate Governance, as an integral principle, is adhered by the Board of Directors and Management of your Company ensuring fairness, accountability, transparency in all dealings and functioning of the management and the Board. The Company strives for an enduring relationship with the stakeholders and protection of their interests.

The Company places great emphasis on values such as empowerment, integrity and safety of its employees and communities surrounding our plants, transparency in decision making process, fair and ethical dealings with all, pollution free clean environment and last but not the least, accountability to all the stakeholders. These practices, being followed since the inception, have contributed to the Company's sustained growth.

This report contains the details of implementation of the Corporate Governance by the Company which is in line with the requirements under Securities and Exchange Board of India (Listing Obligations and Disclosure Requirements) Regulations, 2015 ('SEBI Regulations').

1.2 Governance Structure

The Company's governance structure follows the principles of freedom to the executive management within a given framework to ensure that the powers vested in the executive management are exercised with due care and responsibility so as to meet the expectation of all the stakeholders. In line with these principles, the Company has formed three tiers of Corporate Governance structure, viz.:

- (i) **The Board of Directors** - The primary role of the Board is to protect the interest and enhance value for all the stakeholders. It ensures overall strategic supervision and control by setting up the goals and targets, policies, reporting mechanism and accountability and decision making process to be followed.
- (ii) **Committees of Directors** –The different Committees namely, Audit Committee, Stakeholders Relationship Committee and Nomination and Remuneration Committee are constituted to focus on financial reporting, audit and internal controls, compliance issues, appointment and remuneration of Directors and Senior Management Employees, implementation and monitoring of CSR activities and the risk management framework.
- (iii) **Executive Management** – The entire business including the support services are managed with specifically defined responsibilities and authorities at different levels.

2. BOARD OF DIRECTORS

2.1 Composition

The Company has a very balanced and diverse Board of Directors, which comprises of experienced, competent and highly renowned persons from the fields of manufacturing, finance, taxation, economics, law, governance, etc. The Board of Directors provides leadership and guidance to the management and directs and supervises the performance of the Company, thereby enhancing stakeholders' value. The Board represents an optimal mix of professionalism, knowledge and experience and has been vested with requisite powers, authorities and duties. The Board plays an imperative role in the management, strategic directions and performance of the Company.

The Directors take active part at the Board and Committee Meetings by providing valuable guidance to the management on various aspects of business, policy direction, governance, compliance, etc. and plays critical role on strategic issues, which enhances the transparency and add value in the decision making process of the Company.

The composition of the Board also complies with the provisions of the Companies Act, 2013 and the SEBI (Listing Obligations and Disclosure Requirements) Regulations, 2015. As on 31st March, 2022, the total Board strength comprised of the following:

Executive Directors	3
Non-Executive Non Independent Directors	2
Non-Executive Independent Directors	5
Total	10

The Directors are appointed or re-appointed with the approval of the shareholders and shall remain in office as per their terms of appointment.

2.2 Meetings, agenda and proceedings etc. of the Board of Directors:

Meetings:

The Board generally meets 4 times during a financial year. Additional meetings are held when necessary. The Directors are also given an option of attending the Board meetings through video conferencing, whenever they request for the same. During the financial year under review, the Board of Directors duly met 5 (Five) times on 27th May, 2021, 13th August, 2021, 12th November, 2021, 24th December, 2021 and 10th February, 2022. The previous Annual General Meeting ('AGM') of the Company was held on 28th September, 2021. The attendance record of the Directors at the Board Meetings and at last AGM is as under:-

S r . No.	Name Director	of Category	Attendance at meetings		As on 31 st March, 2022			List of Directorship held in other listed companies and category of Directorship	No. of Shares held by Non executive directors
					Board	AGM	No. of Director-ships in other Companies ¹		
			Membership	Chairman- ship					
1	Mr. Sachin R. Shirgaokar	Chairman & Managing Director	5	Yes	4	3	-	The Ugar Sugar Works Ltd.-Non-Executive Director	-
2	Mr. Shishir S. Shirgaokar	Non-Executive Non-Independent Director	5	Yes	9	2	1	The Ugar Sugar Works Ltd.-Chairman KPT Indu. Ltd.-Independent Director	174864
3.	Mr. Chandan S. Shirgaokar	Non-Executive Non-Independent Director	4	Yes	4	-	-	The Ugar Sugar Works Ltd.- Executive Director	7902
4.	Mr. Sohan S. Shirgaokar	Joint Managing Director	5	Yes	4	2	-	The Ugar Sugar Works Ltd.- Non-Executive Director	-
5.	Mr. V. S. Reddy	Executive Director	5	Yes	-	-	-	-	-
6.	Mrs. Prabha P. Kulkarni	Independent Director	5	Yes	4	1	-	KPT Indu. Ltd.-Executive Director	-
7.	Mr. Dattaram P. Kamat	Independent Director	5	Yes	1	-	-	-	2000
8.	Mr. Mallappa R. Desai	Independent Director	5	Yes	2	3	1	The Ugar Sugar Works Ltd.-Independent Director Sri Chamundeshwari Sugar Ltd.-Director	1000
9.	Mr. Meyyappan Shanmugam	Independent Director	2	Yes	6	-	-	-	-
10.	Mr. Subhash G. Kutte	Independent Director	5	Yes	7	8	4	Centrum Capital Ltd.-Independent Director Menon Pistons Ltd.-Independent Director	-

Notes:

1. The other directorships held by Directors as mentioned above do not include Alternate directorships and directorships in foreign companies and Section 8 companies.
2. Membership/Chairmanship of Board Committees include only in Audit Committee and Stakeholders' Relationship Committee as required under Regulation 26(1)(b) of SEBI (Listing Obligations and Disclosure Requirements), Regulations, 2015.
3. None of the Independent Directors, serve as an Independent Director in more than 7 (Seven) listed companies nor is a member in more than 10 (Ten) committees or act as Chairman of more than 5 (Five) committees.
4. Except sitting fees, no other remuneration is paid to the Non-Executive Directors. Leave of absence is granted to the Directors absent for meetings.
5. Intern se Relationship between Directors:
Mr. Sohan S. Shirgaokar (JMD) is the brother of Mr. Chandan S. Shirgaokar (NED).
6. Non-Executive Directors holds equity shares or convertible instruments in the Company as follows: (Shishir Suresh Shirgaokar holds 174864 no. of Equity shares and Chandan Sanjeev Shirgaokar hold 7902)

2.3 Skills/Expertise/Competence of the Board of Directors:

The Nomination and Remuneration Committee (NRC) recommends appointment of a person possessing requisite skill sets, to be appointed as a Director of the Company. Additionally, the NRC also recommends such appointment if the person possesses knowledge and in-depth experience of the business in which the Company operates or has experience in the areas of banking, finance, marketing and other related aspects of the Company's business. Only those persons who possess the relevant industry skill or having specialization in a relevant area are recommended for appointment as a Director of the Company.

Sr. No.	Name of Director	Skill, Expertise and Competence
1.	Mr. Sachin R. Shirgaokar	A Mechanical Engineering from the College of Engineering, Bijapur, Karnataka University. This was followed by a Masters Degree in Business Administration from the University of New Hampshire, USA in 1990. He has over 15 years of work experience. He has worked for R. E. Sanderson & Associates, New York as a Junior Consultant. He is currently Chairman & Managing Director of S. B. Reshellers Pvt. Ltd., and Non-Executive Director of The Ugar Sugar Works Limited as and also with other group companies as a Director. He is presently the Chairman of the Company.
2.	Mr. Shishir S. Shirgaokar	He has a vast experience in the sugar industry. He has worked as Whole time Director of the Company from 2005 to 2008, as an Executive Director from 2008 to 2010, as a Managing Director from 2010 to 2015, as an Executive Vice Chairman in 2015-16 and presently he continues as a Non-Executive Director & Chairman of the Company.
3.	Mr. Chandan S. Shirgaokar	He has vast experience in the sugar industry from last number of years, and he has also acquired technically processing proficiency related to manufacturing activities, he is currently Managing Director of the Ugar Sugar Works Ltd. He is representing All Indian Distillery Association as a President.
4.	Mr. Sohan S. Shirgaokar	A Commerce graduate from the Chintamanrao Commerce College, Sangli (Shivaji University Kolhapur), has completed his M.B.A in Finance & Marketing from the Institute of Management Development & Research Sangli, a unit of the Deccan Education Society, Pune. He is presently the Joint Managing Director of S. B. Reshellers Pvt. Ltd., and Non executive Director of The Ugar Sugar Works Ltd. He is a Joint Managing Director of the Company.
5.	Mr. V. S. Reddy	He holds a degree of Master in Technology from NIFFT, Ranchi, and a Bachelor in Mechanical Engineering from SKD University Andhra Pradesh. He did Six Sigma Black Belt from GE Power System. He started his carrier in 1995. He has about 23 years of experience in the Industry He handled various responsibility as product development, operation management, green field foundry project design and execution. He also worked with various companies like Simplex Casting Limited, U.P Steels, Larsen & Toubro Limited. He is working as an Executive Director of the Company.

6.	Mrs. Prabha P. Kulkarni	She holds a degree of Bachelor of Engineering in Mechanical branch from Shivaji University. She has an overall experience of 51 years. She was Managing Director of Kulkarni Engg. Associates Limited. Presently she is working as President of Trimurti Engg. Tools Private Limited. She also a an Executive Director with KPT Industries Limited.
7.	Mr. Dattaram P. Kamat	He holds a degree of Bachelor of Engineering in Mechanical branch from Karnatak University, Dharwar. He has an overall experience of 43 years. He is an Executive Director of Kolhapur Airochem Pvt. Ltd.
8.	Dr. M. R. Desai	He is a qualified doctor. He has rich experience in the working of sugar industry. He was a chairman of National Federation for Co-operative Sugar Industries.
9.	Mr. Meyyappan Shanmugam	He has overall experience of 34 years. He is Master of Engineering. He was originally appointed on the Board as Additional Non-Executive Independent Director w.e.f. May 18, 2018 and regularized as Non-Executive Independent Directors w.e.f May 22, 2018
10.	Mr. Subhash G. Kutte	He holds a degree of Bachaler of Commerce and alsohe is Intermediate C.A. He is having total experience of 42 years in banking sector. He had started his carrier in banking with Tasgaon Urban Co-op. Bank as Manager from December 1977. Then he Joined Ratnakar Bank (presently known as RBL Bank) as Probationary Officer in June 1980 and worked in Sangli Branch. He kept on getting various promotions with periodical intervals in the Ratnakar Bank Ltd. such as he was appointed as Managing Director & Chief Executive Officer in the Ratnakar Bank Ltd. from 30th April 2008 to 30th June 2010. Thereafter, he was appointed as Chairman from 1st July 2010 to 30th June 2014. He has worked as senior advisor from 1st July 2014 till 30th June 2018.

2.4 Separate Meeting of Independent Directors:

As stipulated by the Code of Independent Directors under Schedule IV of the Companies Act, 2013 and Regulation 25 of SEBI (Listing Obligations and Disclosure Requirements) Regulations, 2015, a separate meeting of the Independent Directors of the Company was held on 10th February, 2022 without the presence of Non-Independent Directors and members of the management to consider the following:

- i. performance of Non-Independent Directors and the Board as a whole;
- ii. performance of the Chairman of the Company, taking into account the views of executive directors and non-executive directors;
- iii. assessing the quality, quantity and timeliness of flow of information between the Company management and the Board that is necessary for the Board to effectively and reasonably perform their duties.

The Independent Directors expressed satisfaction on the performance of Non-Independent Directors and the Board as a whole. The Independent Directors were also satisfied with the quality, quantity and timeliness of flow of information between the Company management and the Board.

2.5 Familiarization programme for Independent Directors

The Independent Directors have been familiarized with the Company, their roles and responsibilities in the Company, nature of the Industry in which the Company operates, business model of the Company etc. During the financial year ended 31st March, 2022, Independent Directors were taken through various aspect of the Company's business and operations. The details of familiarization programmes imparted to the Independent Directors during financial year 2021-22 are placed on the website of the Company at [https://synergygreenind.com/sites/default/files/2.Familization% 20Programmes.pdf](https://synergygreenind.com/sites/default/files/2.Familization%20Programmes.pdf)

2.6 Key Board qualifications, expertise and attributes

The Company's Board comprises qualified members who bring in the required skills, competence and expertise that allow them to make effective contributions to the Board and its committees. The Board members are committed to ensuring that the Company's Board is in compliance with the highest standards of corporate governance.

The table below summarizes the key qualification, skills, and attributes which are taken into consideration while nominating candidates to serve on the Board:

Gender, ethics, national, or other diversity	Representation of gender, ethics, geographic, cultural, or other perspective that expand the Board's understanding of the needs and viewpoints of our customers, partners, employees, governments, and other stakeholders worldwide.
Financial	Leadership in management of finance function of an enterprise, resulting in proficiency in complex financial management, capital allocation, and financial reporting process, or experience in actively supervising accountant, auditor or person performing financial functions.
Global Business	Experience in driving business success in markets around the world, with an understanding of diverse business environments, economic conditions, cultures, regulatory frameworks, and board perspective on global market opportunities.
Leadership	Extended leadership experience for a significant enterprise, resulting in a practical understanding of organizations, processes, strategic planning, and risk management. Strengths in developing talent, planning succession, and driving change and long-term growth.
Technology	Significant background in technology, resulting in knowledge of how to anticipate technological trends, generates disruptive innovation and extends or create new business model.
Board Services and Governance	Service on a public company board to develop insights about maintaining board and management accountability, protecting shareholder interests, and observing appropriate governance practices.
Sales and Marketing	Experience in developing strategies to grow sales and market share, build brand awareness and equity and enhance enterprise reputation.

Details of the specific areas of focus or expertise of individual Board members are given in below table:

Directors	Financial	Diversity*	Global Business	Leadership	Technology	Board Service and Governance	Sales and Marketing
Mr. Sachin R. Shirgaokar (Chairman & Managing Director)	√	√	√	√	√	√	√
Mr. Shishir S. Shirgaokar (Non-Executive Director)	√	√	√	√		√	√
Mr. Chandan S. Shirgaokar (Non-Executive Director)	√	√	√	√	√	√	√
Mr. Sohan S. Shirgaokar (Joint Managing Director)	√	√	√	√	√	√	√
Mr. V. S. Reddy (Executive Director)	√	√	√	√	√	√	√
Mrs. Prabha P. Kulkarni (Independent Director)	√	√	√	√	√	√	√
Mr. Dattaram P. Kamat (Independent Director)	√	√	√	√		√	√
Mr. Mallappa R. Desai (Independent Director)	√	√	√	√		√	√
Mr. Meyyappan Shanmugam (Independent Director)	√	√	√	√	√	√	√
Mr. Subhash G. Kutte (Independent Director)	√	√		√		√	√

* Gender, ethnicity, nationality, and other

2.7 Agenda:

All the meetings are conducted as per well designed and structured agenda complying with the provisions of Secretarial Standard-1 on "Meetings of the Board of Directors", issued by the Institute of Company Secretaries of India (ICSI). All the agenda items are backed by necessary supporting information and documents (except for the critical price sensitive information, which is circulated in the meeting) to enable the Board to take informed decisions. Agenda also includes minutes of the previous Board and Committees' meetings for the information of the Board. Agenda papers are circulated seven days prior to the Board Meeting. In case of any business exigencies, meetings are called and convened at shorter notice or the resolutions are passed by circulation and later placed in the subsequent Board Meeting.

Compliance Framework: The Company has a robust and effective framework for monitoring compliances with applicable laws within the organization and to provide updates to senior management and the Board on a periodic basis. The Audit Committee and the Board periodically review the status of the compliances with the applicable laws.

2.8 Confirmation of Board:

The Board of Directors of the Company confirms that the Independent Directors of the Company fulfil the conditions specified in Section 149(6) of the Act and Regulation 16(1)(b) of the SEBI (Listing Obligations and Disclosure Requirements) Regulations, 2015 and are independent of the Management.

Further, all the Independent Directors of the Company have affirmed compliance with Rule 6(3) of the Companies (Appointment and Qualification of Directors) Rules, 2014, regarding enrollment in the Data Bank for Independent Directors as required under Notification dated 22nd October, 2019 issued by the Ministry of Corporate Affairs in this regard.

2.9 Reason of resignation of Independent Director:

None of the Independent Director of the Company resigned during the financial year ended 31st March, 2022 before completing their term of appointment.

2.10 Code of Conduct:

The Board of Directors has laid down a Code of Conduct for Board of Directors (including independent directors) and senior management ('the Code') for all the Board members and all the employees in the management grade of the Company. The Code covers Company's commitment to honest and ethical personal conduct, fair competition, corporate social responsibility, sustainable environment, health and safety, transparency and compliance of laws and regulations etc. All the Board members and senior management personnel have confirmed compliance with the code. A declaration by Mr. Sachin R. Shirgaokar, Chairman & Managing Director, of the Company affirming the compliance of the same in respect of the financial year ended 31st March, 2022 by the members of the Board and Senior Management Personnel, as applicable to them, is also annexed to this Report.

2.11 Prevention of Insider Trading Code:

As per Securities and Exchange Board of India (Prohibition of Insider Trading) Regulations, 2015, the Company has adopted Code of Conduct for Regulating, Monitoring and Reporting of Trading by Insiders and Code of Practices and Procedures for Fair Disclosure of Unpublished Price Sensitive Information. All the directors, designated persons and third parties such as auditors, consultants etc. who could have access to the unpublished price sensitive information of the Company are governed by this code. The trading window was closed during the time of declaration of results and occurrence of any material events as per the applicable regulations.

3. AUDIT COMMITTEE

Pursuant to the provisions of Section 177 of Companies Act, 2013 and Regulation 18 of SEBI (Listing Obligations and Disclosure Requirements) Regulations, 2015, the Board of Directors has duly constituted the Audit Committee. Majority of the members of the Committee are Independent Directors including the Chairman of the Committee. They possess sound knowledge on accounts, audit, finance, taxation, internal controls, etc.

The Company Secretary & Compliance Officer of the Company acts as Secretary to the Committee.

The Audit Committee of the Company reviews the financial statements to be submitted with the Board of Directors with respect to auditing and accounting matters, to review reports of the Internal and Cost Auditors. It also supervises the Company's internal control and financial reporting process. In addition, the powers and role of the Audit Committee are as laid down under Regulation 18 and Schedule II Part C of the SEBI (Listing Obligations and Disclosure Requirements) Regulations, 2015 read with Section 177 of the Companies Act, 2013.

During the year under review, the Audit Committee met 4 (four) times on 27th May, 2021, 13th August, 2021, 12th November, 2021 and 10th February, 2022 and the gap between two committee meetings did not exceed one hundred and twenty days.

3.1 Composition and attendance:

S r . No.	Name of the Member	Status	No. of meetings	
			Held	Attended
1.	Mr. Subhash G. Kutte	Chairman	4	4
2.	Mrs. Prabha P. Kulkarni	Member	4	4
3.	Mr. Dattaram P. Kamat	Member	4	4
4.	Mr. Mallappa R. Desai	Member	4	4
5.	Mr. Chandan S. Shirgaokar	Member	4	4

3.2 Terms of reference:

The terms of reference of the Audit Committee are as per the guidelines set out in SEBI (Listing Obligations and Disclosure Requirements) Regulations, 2015, read with Section 177 of the Companies Act, 2013. These broadly includes (i) develop an annual plan for Committee (ii) review of financial reporting processes, (iii) review of risk management, internal financial controls and governance processes, (iv) discussions on quarterly, half yearly and annual financial statements, (v) interaction with statutory, internal and cost auditors, (vi) recommendation for appointment, remuneration and terms of appointment of auditors and (vii) risk management framework concerning the critical operations of the Company.

In addition to the above, the Audit Committee also reviews the following:

- Matter to be included in the Director's Responsibility Statement.
- Changes, if any, in the accounting policies.
- Major accounting estimates and significant adjustments in financial statement.
- Compliance with listing and other legal requirements concerning financial statements.
- Disclosures in financial statements including related party transactions.
- Management's Discussions and Analysis of Company's operations.
- Valuation of undertakings or assets of the Company, wherever it is necessary.
- Periodical review of Internal Audit Reports.
- Findings of any special investigations carried out by the Internal Auditors.
- Findings of Statutory Auditors to the management on internal control weakness, if any.
- Major non routine transactions recorded in the financial statements involving exercise of judgment by the management.
- Recommend to the Board the appointment, re-appointment and, if required the replacement or removal of statutory auditors considering their independence and effectiveness and recommend the audit fees.
- Review the functioning of the Vigil mechanism.

4. NOMINATION AND REMUNERATION COMMITTEE

Pursuant to the provisions of Section 178 of Companies Act, 2013 and Regulation 19 of the SEBI (Listing Obligations and Disclosure Requirements) Regulations, 2015, the Board of Directors has duly constituted the Nomination and Remuneration Committee. The Nomination and Remuneration Committee, inter alia, recommends the appointment / reappointment of executive directors and senior management personnel of the Company and remuneration payable to them.

The Company Secretary and Compliance Officer of the Company acts as a secretary to the Committee.

During the year under review, the Nomination and Remuneration Committee met 1 (one) time on 24th December, 2021.

4.1 Composition and attendance:

Name of the Member	Status	No. of meetings	
		Held	Attended
Mr. Dattaram P. Kamat	Chairman	1	1
Mrs. Prabha P. Kulkarni	Member	1	1
Mr. Subhash G. Kutte	Member	1	1

4.2 Terms of reference:

The Committee is empowered to–

- Formulate criteria for determining qualifications, positive attributes and independence of Directors and evaluating the performance of the Board of Directors.
- Identify and access potential individuals with respect to their expertise, skills, attributes, personal and professional standing for appointment and re-appointment as Directors / Independent Directors on the Board and as Key Managerial Personnel.
- Formulate a policy relating to remuneration of the Directors and the Senior Management Personnel of the Company. The Remuneration Policy is available on the website of the Company.
- Determine terms and conditions for appointment of Independent Directors. The same is also available on the website of the Company at:

<https://synergygreenind.com/sites/default/files/3.Terms%20and%20Conditions%20for%20appointment%20of%20Independent%20Director.pdf>

4.3 Performance evaluation criteria of Independent Directors:

Pursuant to the provisions of Section 178 of the Companies Act, 2013 and Regulation 17(10) of SEBI (Listing Obligations and Disclosure Requirements) Regulations, 2015, the Board of Directors of the Company has evaluated the performance of each Independent Director.

The evaluation framework for assessing the performance of Independent Directors comprises of the following key areas:

- Attendance at Board and Committee Meetings;
- Quality of contribution to Board deliberations;
- Contribution to the development of strategies and Risk Assessment and Management and
- Overall interaction with the other members of the Board.

5. STAKEHOLDER'S RELATIONSHIP COMMITTEE

Pursuant to the provisions of Section 178 of Companies Act, 2013 and Regulation 20 of the SEBI (Listing Obligations and Disclosure Requirements) Regulations, 2015, the Board of Directors has duly constituted the Stakeholders' Relationship Committee. The Committee is empowered to oversee the redressal of investors' complaints pertaining to Share transfers, non-receipt of annual reports, dividend payments, issue of duplicate certificates, transfer/transmission / demat / remat of shares and other miscellaneous complaints. This Committee is responsible for the satisfactory redressal of investors' complaints and recommends measures for overall improvement in the quality of investor services.

During the year under review, the Stakeholders' Relationship Committee met 1 (one) time on 10th February, 2022.

5.1 Composition and attendance:

Name of the Member	Status	No. of meetings	
		Held	Attended
Mrs. Prabha P. Kulkarni	Chairman	1	1
Mr. Dattaram P. Kamat	Member	1	1
Mr. Shishir S. Shirgaokar	Member	1	1

The Company Secretary and Compliance Officer of the Company acts as a secretary to the Committee.

Status of investors' complaints handled by the Company and its Registrar & Share Transfer Agents during the year 2021-22 are as under:

Opening balance at the beginning of the year	Nil
Received during the year	Nil
Disposed during the year	Nil
Closing balance at the end of the year	Nil

6. CORPORATE SOCIAL RESPONSIBILITY(CSR)COMMITTEE:

The Corporate Social Responsibility Committee has been dissolved in compliance with the provision of Section 135(9) of the Companies Act 2013 inserted vide the Companies (Amendment) Act, 2020 and made effective from September 28, 2020.

The functions of CSR Committee is been monitored by the Board of Directors of the Company.

7. RISK MANAGEMENT COMMITTEE:

During the financial year ended 2022, the Company was not required to constitute Risk Management Committee under Regulation 21 of the SEBI (Listing Obligations and Disclosure Requirements) Regulations, 2015.

8. REMUNERATION OF DIRECTORS

8.1 The Non-Executive Directors had no pecuniary relationship or transactions with the Company during the financial year ended 31st March, 2022.

8.2 Non-Executive Directors did not draw any remuneration from the Company. Sitting fees to Non-executive and Independent Directors is being paid at the rate of Rs.5,000 for each meeting of the Board and Committees attended by them.

8.3 Details of remuneration/sitting fees paid during the financial year ended 31st March, 2022 are as follows:

(Rs. in Lakhs)

Name of Director	Salary	Contribution to Provident fund	Other Perquisites	Sitting fees	Total
Mr. Sachin R. Shirgaokar	85.91	-	-	-	85.91
Mr. Shishir S. Shirgaokar	-	-	-	0.30	0.30
Mr. Chandan S. Shirgaokar	-	-	-	0.40	0.40
Mr. Sohan S. Shirgaokar	85.91	-	-	-	85.91
Mr. V. S. Reddy	75.17	4.57	-	-	79.74
Mrs. Prabha P. Kulkarni	-	-	-	0.55	0.55
Mr. Dattaram P. Kamat	-	-	-	0.55	0.55
Dr. M. R. Desai	-	-	-	0.45	0.45
Mr. Meyyappan Shanmugam	-	-	-	0.10	0.10
Mr. Subhash G. Kutte	-	-	-	0.50	0.50

Note: Company did not pay any commission or consultancy charges to any of the Non-Executive Directors of the Company.

9. VIGIL MECHANISM / WHISTLE BLOWER POLICY

With the rapid expansion of business, various risks associated with the business have also increased considerably. Some such risks identified are the risk of fraud, misconduct and unethical behaviour. To ensure fraud-free work and ethical environment, the Company has laid down a Vigil Mechanism/Whistle Blower Policy, by which the Company provides a platform to all the directors and employees to report any suspected or confirmed incident of fraud, misconduct, unethical behaviour, etc. through any of the following reporting protocols:

- E-mail : whistleblower@synergygreenind.com
- Phone No. : 0231.265.8375
- Written Communication to : 392 E Ward, Shahupuri, Kolhapur – 416001, Maharashtra.

The mechanism also provides for adequate safeguards against victimization of the person who avails the mechanism and direct access to the Chairman of the Audit Committee is also available in exceptional cases. Vigil Mechanism/Whistle Blower Policy is also available on the website of the Company at:

<https://synergygreenind.com/investors/vigil-mechanism>

9.1 OBJECTIVES:

- To protect the brand reputation and assets of the Company from loss or damage, resulting from suspected or confirmed incidents of fraud / misconduct.
- To provide guidance to the directors and employees on reporting any suspicious activity and handling critical information and evidence.
- To provide healthy and fraud-free work culture.

9.2 WORKING:

The Audit committee is responsible for reviewing and working of Vigil Mechanism which includes following matters:

- Implementation of the policy and spreading awareness amongst employees;
- Review all reported cases of suspected fraud, misconduct, unethical behaviour;
- Order investigation of any case either through internal audit department or through external investigating agencies or experts;
- Recommend to the management for taking appropriate actions such as disciplinary action, termination of service, changes in policies & procedure and review of internal control systems;
- Annual review of the policy.

10. INTERNAL COMPLAINT COMMITTEE

In accordance with the Sexual Harassment of Women at Workplace (Prevention, Prohibition and Redressal) Act, 2013, the Company has framed a policy for prevention of sexual harassment at workplace and adopted the same. The existing policy has been amended by incorporating the rules and procedures as mandated in the notification issued by Ministry of Woman & Child Development on 9th December, 2013. The objective of the policy is to provide its women employees, a workplace free from harassment/ discrimination and every employee is treated with dignity and respect.

The objective of this policy is to provide its woman employees, a workplace free from harassment/ discrimination and every employee is treated with dignity and respect.

10.1 Composition:

Name of the Members	Designation
Miss. Divya Patil	Presiding Officer & Engineer – Technology
Miss. Rima Patil	Member & Jr. Officer – HR & Admin
Miss. Yogita Yedurkar	Member & Engineer – QA
Mr. Sanjay Patil	Member & Dy. Manager – HR
Mr. Ram Birangaddi	Member & Asst. Sr. Manager – Accounts

No complaint was received during the financial year ended 31st March, 2022, nor any compliant was pending at the beginning and end of the financial year.

11. GENERAL BODY MEETINGS

11.1 Annual General Meetings:

The Company convenes Annual General Meeting generally within six months from the close of the Financial Year. The details of Annual General Meetings held in last 3 years are as under:

Financial Year	Date	Location	Time
2020-21	28 th September, 2021	Through Video Conferencing	11.00 a.m.
2019-20	8 th September, 2020	Through Video Conferencing	11.30 a.m.
2018-19	18 th September, 2019	Residency Club, P.O. New Palace, Kolhapur-416003, Maharashtra.	12.00 p.m.

11.2 Details of Special Resolutions passed in last three Annual General Meetings:

Date of AGM	Description of resolution
28 th September, 2021	1. Re-appointment of Mr. Shishir S. Shirgaokar under Reg. 17(1A) of SEBI (LODR) Regulations 2015.
8 th September, 2020	1. To consider and approve revision in remuneration of Mr. Sachin R. Shirgaokar, (DIN:00254442) Managing Director for the period of 3 years w.e.f. 01.04.2020. 2. To consider and approve revision in remuneration of Mr. Sohan S. Shirgaokar, (DIN:00217631) Joint Managing Director for the period of 3 years w.e.f. 01.04.2020. 3. To consider and approve the reappointment of Mr. V. S. Reddy, (DIN:03425960) Executive Director for the period of 3 years and revise remuneration w.e.f. 01.04.2020. 4. To increase Borrowing Limits u/s 180 (1) (c) of the Companies Act 2013.
18 th September, 2019	No Special Resolution was passed.

11.3 Postal Ballot

The special Resolution passed through Postal Ballot during the year 2021-22 on 28.01.2022.

The details of the Special Resolution passed through the Postal Ballot are as under;

Date of Passing Resolution through Postal Ballot	Description of resolution
28 th January, 2022	1. Continuation of Mrs. Prabha P. Kulkarni as Independent Director under Regulation 17(1A) of SEBI (LODR) Regulations 2015. 2. Continuation of Dr. Mallappa R. Desai as Independent Director under Regulation 17(1A) of SEBI (LODR) Regulations 2015.

12. MEANS OF COMMUNICATION:

The Company has published its Quarterly Results as per the details mentioned below:

News Papers	Date of Board Meetings	Date of Publication
Business Standard (English - All India Edition) Pudhari (Marathi)	27 th May, 2021	Publication wasn't applicable since the Company was listed under BSE-SME platform
Business Standard (English - All India Edition) Tarun Bharat (Marathi)	13 th August, 2021	14 th August, 2021
Business Standard (English - All India Edition) Tarun Bharat (Marathi)	12 th November, 2021	13 th November, 2021
Business Standard (English - All India Edition) Tarun Bharat (Marathi)	10 th February, 2022	11 th February, 2022

Website: The Company's website viz. www.synergygreenind.com contains a separate dedicated section 'Investor Relations' where shareholders' information is available. The Company's Annual Reports and quarterly results are also available in a user-friendly and downloadable form.

News releases, presentations, among others: All corporate announcements made to the Stock Exchanges during the year 2021-22 are made available on the website of the Company.

13. GENERAL SHAREHOLDERS' INFORMATION:
13.1 Annual General Meeting:

Day & Date : Thursday, 29th September, 2022

Time : 11.00 a.m.

Venue : at Registered Office of the Company (Through Video Conference)

13.2 Financial Year:

The Company follows the period of 1st April to 31st March, as the Financial Year.

13.3 Dividend payment date: Not applicable

13.4 Book Closure: Not applicable

13.5 Cut-off date for remote e-voting:

The remote e-voting/voting rights of the shareholders/beneficial owners shall be reckoned on the equity shares held by them as on the cut-off date i.e. 22nd September 2022. Remote voting shall remain open from 26th September 2022 (9.00 a.m.) till 28th September 2022 (5.00 p.m.).

13.6 Listing on Stock Exchanges:

a. The equity shares are listed at the following Stock Exchanges:

Name of the Stock Exchanges	Scrip Code / Symbol
BSE Ltd. P J Towers, Dalal Street, Mumbai -400001	541929
NSE Ltd. Exchange Plaza, Plot No.C/1, G Block, Bandra-Kurla Complex, Bandra (E), Mumbai – 400051	SGIL Series: EQ

b. ISIN for the Company's equity share : INE00QT01015 (having face value of Re.10/-)

c. Corporate Identity Number (CIN) : L27100PN2010PLC137493

d. The Company has paid listing fees for the financial year 2022-23 to BSE Ltd. and National Stock Exchange of India Ltd., where Company's shares are listed.

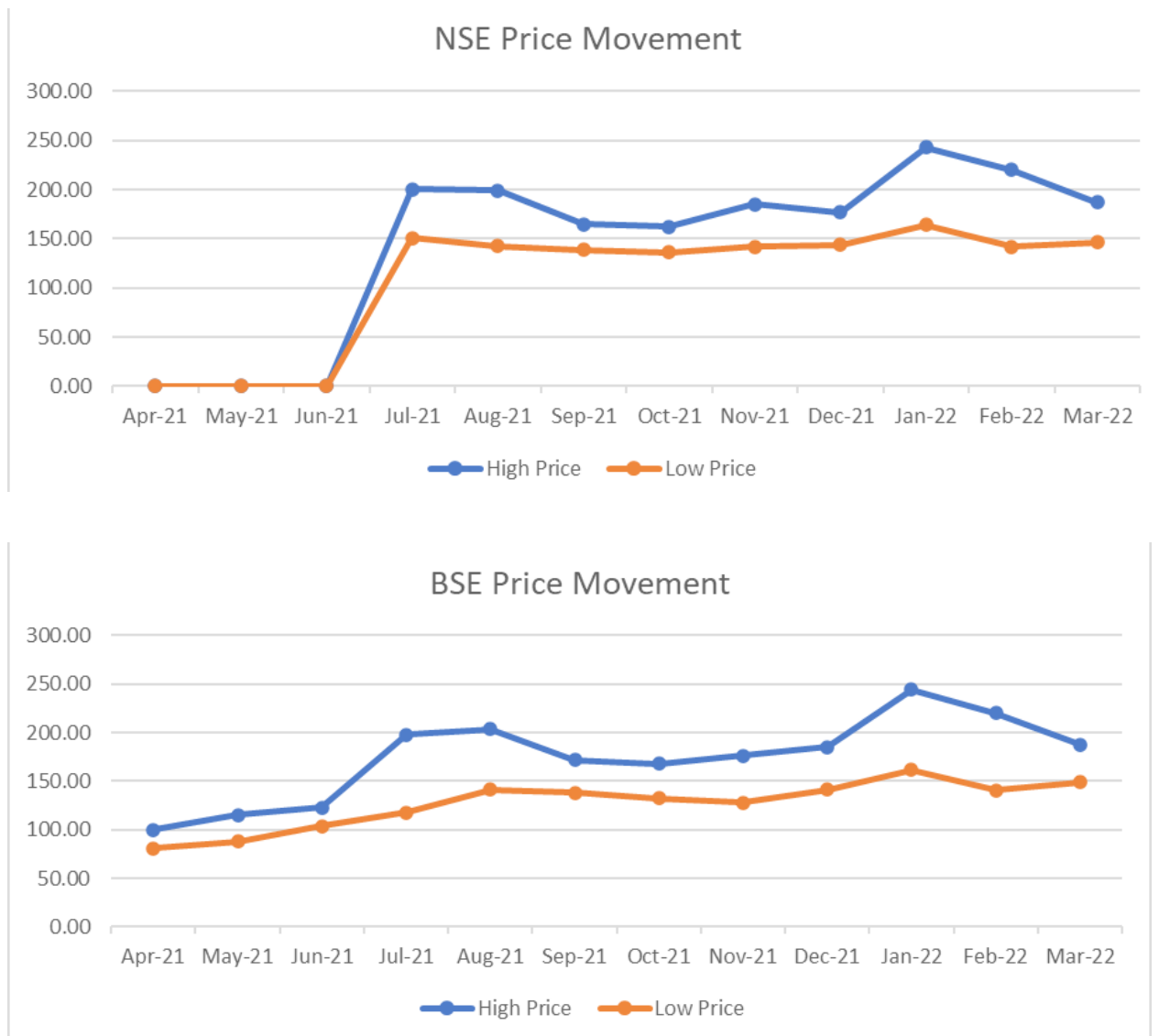
13.7 Stock Market Price Data and performance in comparison to BSE Sensex/NSE NIFTY 50:

The monthly high / low quotations of shares traded on BSE Ltd. and at National Stock Exchange of India Ltd. during each month in last financial year and performance in comparison to BSE Sensex and NSE Nifty 50 are as follows:

NSE			BSE		
Months	High (Rs.)*	Low (Rs.)*	Months	High (Rs.)**	Low (Rs.)**
Apr-21	0.00	0.00	Apr-21	100.00	80.85
May-21	0.00	0.00	May-21	114.90	88.00
Jun-21	0.00	0.00	Jun-21	123.00	104.00
Jul-21	200.00	150.55	Jul-21	197.95	118.00
Aug-21	198.75	142.25	Aug-21	203.70	141.00
Sep-21	164.60	138.60	Sep-21	171.50	137.95
Oct-21	162.00	135.90	Oct-21	167.90	132.60
Nov-21	184.90	141.90	Nov-21	176.15	128.00
Dec-21	176.75	143.95	Dec-21	184.80	141.05
Jan-22	243.00	164.25	Jan-22	244.00	161.35
Feb-22	220.00	141.55	Feb-22	219.90	140.80
Mar-22	186.85	146.55	Mar-22	187.60	148.75

Source: *www.nseindia.com

** www.bseindia.com

13.8 Performance in comparison to broad based indices:


13.9 Trading of Securities: The securities of the Company were not suspended from trading during the year 2021-22.

13.10 Registrar and Share Transfer Agents:

The Company has engaged Link Intime India Pvt. Ltd., Block No.202, 2nd Floor, Akshay Complex, Near Ganesh Temple, Off Dhole Patil Road, Pune 411001, Tel. 020.261.61629, Email : pune@linkintime.co.in, website : <https://www.linkintime.co.in>, a SEBI registered body as its Registrar and Share Transfer Agent for processing transfers, sub-division, consolidation etc.

Since trading in Company's shares can now be done only in the dematerialized form, request for demat and remat should be sent directly to the Registrar through depository participants concerned.

13.11 Share Transfer System:

As stated above, the Company's shares are compulsorily traded in demat mode on the stock exchange. This is to further inform that all the shares of Company are held in demat form.

The Company obtains from a Company Secretary in practice, a half-yearly certificate of compliance with the share transfer formalities as required under Regulation 40(9) of the SEBI Listing Regulations and files a copy of the said certificate with stock exchanges in compliance with regulation 40 of the Listing regulation.

13.12 Reconciliation of Share Capital Audit:

As stipulated by Securities and Exchange Board of India (SEBI), a qualified Practicing Company Secretary carries the Share Capital Audit to reconcile the total admitted capital with National Securities Depository Limited (NSDL) and Central Depository Services (India) Limited (CDSL) and the total issued and listed capital. This audit is carried out every quarter and the report thereon are submitted to stock exchanges and is also placed before the Board of Directors. No discrepancies were noticed during the financial year ended 2022.

13.13 Distribution of Shareholding:

The shareholding distribution of the equity shares as on 31st March, 2021 is given below:

Shareholding by Nominal Value	No. of Shareholders	% of Total Shareholders	No of Shares	% of Total Shareholding
1 – 5000	3448	88.48	2,19,013	1.55
5001-10000	156	4.00	1,29,680	0.92
10001-20000	142	3.64	2,54,883	1.80
20001-30000	26	0.67	65,351	0.46
30001-40000	34	0.87	1,28,809	0.91
40001-50000	11	0.28	52,200	0.37
50001-100000	26	0.67	1,97,700	1.40
100001 & Above	54	1.39	1,30,82,364	92.59
Total	3897	100.00	1,41,30,000	100.00

13.14 Shareholding Pattern as on 31st March, 2021:

Sr. No.	Category	Total No. of Shares held	% of Total Shareholdings
1.	Clearing Members	9,313	0.07
2.	Other Bodies Corporate	1,85,324	1.31
3.	Hindu Undivided Family	85,064	0.60
4.	Non Resident Indians	87,590	0.62
5.	Non Resident (Non Repatriable)	31,808	0.23
6.	Public	15,69,899	11.11
7.	Promoters	77,80,196	55.06
8.	Relatives Of Promoters	26,95,881	19.08
9.	Body Corporate - Ltd Liability Partnership	925	0.01
10.	Foreign Portfolio Investors (Corporate)	13,96,000	9.88
11.	Alternate Invst Funds - III	2,88,000	2.04
	Total	1,41,30,000	100.00

13.14 Dematerialization of Shares and liquidity:

The entire shareholding of the Company is in DEMAT form.

CDSL : 1,10,25,710

NSDL : 31,04,290

13.15 Convertible Instruments:

The Company has not issued any Global Depository Receipts (GDRs)/American Depository Receipts (ADRs)/warrants or any convertible instrument, which is likely to have impact on the Company's Equity.

13.16 Commodity Price risk or foreign exchange risk and hedging activities:

The Company is exposed to the risk of price fluctuations while exporting the castings, which are proactively managed. The Company has a robust framework in place to protect its interests from risks arising out of market volatility. Based on continuous monitoring and market intelligence the sales and procurement team take appropriate strategy to deal with the market volatility. As exposure to the foreign exchange risk is not significant, the Company has decided not to hedge the currency risk.

13.17 Plant locations: C-18, Five Star MIDC, Kagal, Tal. Hatkanangle, Kolhapur – 416216, Maharashtra.

13.18 Registered Office:

Synergy Green Industries Limited,
392, E Ward, Shahupuri,
Kolhapur-416001, Maharashtra
Telephone: 0231.265.8375
E-mail: nmm@synergygreenind.com

13.19 Address for correspondence:

All Shareholders correspondence should be addressed to:

The Company Secretary & Compliance Officer

Synergy Green Industries Limited

392, E Ward, Shahupuri,
Kolhapur-416001, Maharashtra
Telephone: 0231.265.8375
E-mail: nmm@synergygreenind.com

13.20 Credit rating:

List of all credit ratings obtained by the entity along with any revisions thereto during the relevant financial year, for all debt instruments of such entity or any fixed deposit programme or any scheme or proposal of the listed entity involving mobilization of funds.

Tenure	Rating
Long Term Rating	‘CRISIL BBB-/Stable’
Short Term Rating	‘CRISIL A3’
Fixed Deposits	‘FA-/ Stable’

13.21 Dividend:

The Company has not declared any dividend for the financial year ended on 31st March 2022.

14. DISCLOSURES

14.1 Related Party Transactions:

All transactions entered into with related parties as defined under the Act, and Regulation 23 of the SEBI (Listing Obligations and Disclosure Requirements) Regulations, 2015 during the financial year ended 31stMarch, 2022 were in the ordinary course of business and on arm’s length basis. There were no materially significant related party transactions, pecuniary transactions or relationship between the Company and its Directors during the financial year ended 31stMarch, 2022 that may have potential conflict with the interest of the Company at large. Suitable disclosures as required by Indian Accounting Standards (Ind AS 24) have been made in the notes to the Financial Statements, forming part of the Annual Report. The Board has approved a policy for related party transactions which can be accessed at the Company website link at:

<https://synergygreenind.com/sites/default/files/8.%20Policy%20on%20related%20party%20transactions.pdf>

14.2 Compliance by the Company:

The Company has complied with all the requirements of the SEBI (Listing Obligations and Disclosure Requirements) Regulations, 2015 as well as the regulations and guidelines of SEBI. There were no strictures or penalties imposed by either SEBI or Stock Exchanges or any other statutory authorities for non-compliance of any matter related to the capital markets during the last three years except penalties imposed by the National Stock Exchange of India and BSE Ltd. for non-compliance under Regulation 17(1A) of the SEBI (LODR) Regulations, 2015, during the period from 28thJuly, 2021 to 28nd January, 2022, which was subsequently complied with.

14.3 Whistle Blower Policy /Vigil Mechanism and affirmation that no personnel have been denied access to the Audit Committee:

The Company has established a mechanism for directors and employees to report concerns about unethical behavior, actual or suspected fraud, or violation of code of conduct or ethics policy. The mechanism also provides for adequate safeguards against victimization of persons who avail of the mechanism and also provide for direct access to the Chairman of the Audit Committee in the exceptional cases. We affirm that during the financial year ended 31st March, 2022, no person was denied access to the Audit Committee.

14.4 Compliance with mandatory / discretionary requirements under Regulation 27 read with Schedule II Part E of the SEBI (Listing Obligations and Disclosure Requirements) Regulations, 2015:

The Company has complied with all mandatory requirements under Regulation 27 and Schedule V of the SEBI (Listing Obligations and Disclosure Requirements) Regulations, 2015.

14.5 Risk Management:

The Company has laid down procedure to inform Board members about the risk assessment and minimization procedures. The Company has framed the risk assessment and minimization procedure, which is periodically reviewed by the Board.

14.6 Policy on Material Subsidiary:

In accordance with the requirements of Regulation 16(1)(c) of SEBI Listing Regulations, this is to inform that the Company does not have subsidiary.

14.7 CMD and CFO Certification:

As required under Regulation 17(8) of the SEBI (Listing Obligations and Disclosure Requirements) Regulations, 2015, a certificate from Mr. Sachin R. Shirgaokar, Chairman & Managing Director and Mr. Suhas B. Kulkarni, Chief Financial Officer of the Company certifying that the financial statements do not contain any materially untrue statement and these statements represent a true and fair view of the Company's affairs, was placed before the Board.

14.8 Review of Directors' Responsibility Statement:

The Board in its report has confirmed that the annual accounts for the year ended 31stMarch, 2022 have been prepared as per applicable Accounting Standards and policies and that sufficient care has been taken for maintaining adequate accounting records.

14.9 Details of utilization of funds raised through preferential allotment or qualified institutions placement:

The Company has not raised any funds through preferential allotment or qualified institutions placement as specified under Regulation 32(7A) of SEBI (Listing Obligations and Disclosure Requirements) Regulations, 2015 during the financial year ended 31st March, 2022.

14.10 Recommendation by Committee:

The Board has accepted all recommendations made by its committees during the financial year ended 31stMarch, 2022.

14.11 Total fees for all services paid by the listed entity and its subsidiaries, on a consolidated basis, to the statutory auditors and all entities in the network firm/network entity of which the statutory auditor is a part, given below:

(Rs. in Lakhs)

Nature of Payments	Amount
Statutory Audit	2.55
Tax Audit	0.30
Other services including reimbursement of expenses	1.69
Total	4.54

14.12 Disclosures in relation to the Sexual Harassment of Women at Workplace (Prevention, Prohibition and Redressal) Act, 2013:

Sr. No.	Particulars	No. of Complaints
a.	Complaints filed during the financial year	Nil
b.	Complaints disposed of during the financial year	Nil
c.	Complaints pending as on end of the financial year	Nil

14.13 Compliance of the requirement of Corporate Governance Report:

During the financial year ended 31stMarch, 2022 the Company has complied with the requirements of Corporate Governance Report of sub paras (2) to (10) of the Point C of Schedule V of SEBI (Listing Obligations & Disclosure Requirements) Regulations, 2015.

14.14 Disclosure of the compliance with Corporate Governance:

The Company has complied with the Regulations 17-20, 22-23, 24A, 25-27 and Clauses (b) to (i) of sub-regulations (2) of Regulation 46 of SEBI(Listing Obligations & Disclosure Requirements)Regulations, 2015, during the financial year ended 31stMarch, 2021. Regulations 21 and 24 of SEBI (Listing Obligations &Disclosure Requirements) Regulations, 2015 are not applicable to the Company.

14.15 Compliance Certificate for Code of Conduct:

The declaration by Executive Chairman affirming compliance of Board and Senior Management Personnel to the Code of Conduct is also annexed herewith and forms part of this Report as per Schedule V of SEBI (Listing Obligations and Disclosure Requirements) Regulations, 2015.

14.16 Disclosure of accounting treatment:

In the preparation of financial statements, the Company has followed the Indian Accounting Standards (Ind AS) as prescribed by the Ministry of Corporate Affairs under Companies (Indian Accounting Standards) Rule, 2015 and provisions of Companies Act, 2013 to the extent notified and applicable.

14.18 Auditors' certificate on Corporate Governance:

The Company has obtained a certificate from the Secretarial Auditor of the Company regarding compliance of conditions of Corporate Governance as stipulated in Schedule V of the SEBI (Listing Obligations and Disclosure Requirements) Regulations, 2015, which is annexed herewith and forming part of this Report.

For Synergy Green Industries Limited

Sachin R. Shirgaokar

Chairman & Managing Director

DIN:00254442

Place: Kolhapur

Date: 20th May, 2022

DECLARATION REGARDING COMPLIANCE OF CODE OF CONDUCT

As per Regulation 17 and Schedule V of SEBI (Listing Obligations and Disclosure Requirements) Regulations, 2015, I, Sachin R. Shirgaokar, Chairman & Managing Director do hereby declare that the Board Members and Senior Management Personnel have affirmed compliance with Code of Conduct of the Company during the financial year ended 2021.

For Synergy Green Industries Limited

Place: Kolhapur
Date: 20th May, 2022

Sachin R. Shirgaokar
Chairman & Managing Director
DIN:00254442

**TO THE BOARD OF DIRECTORS OF SYNERGY GREEN INDUSTRIES LIMITED
CERTIFICATE BY CHAIRMAN & MANAGING DIRECTOR AND CHIEF FINANCIAL OFFICER OF THE
COMPANY**

[As per Regulation 17(8) read with Para B of Schedule II of SEBI (LODR) Regulations 2015]

We, the undersigned, in our respective capacities as Chairman & Managing Director and Chief Financial Officer of the Synergy Green Industries Limited, hereby certify that;

- A. We have reviewed financial statements and the cash flow statement for the year ended on 31st March 2022, and that to the best of our knowledge and belief:
- (1) these statements do not contain any materially untrue statement or omit any material fact or contain statements that might be misleading;
 - (2) these statements together present a true and fair view of the listed entity's affairs and are in compliance with existing accounting standards, applicable laws and regulations.
- B. There are, to the best of our knowledge and belief, no transactions entered into by the listed entity during the year which are fraudulent, illegal or violative of the listed entity's code of conduct.
- C. We accept responsibility for establishing and maintaining internal controls for financial reporting and that we have evaluated the effectiveness of internal control systems of listed entity pertaining to financial reporting and we have disclosed to the auditors and the audit committee that, there are no deficiencies in the design or operation of such internal controls.
- D. We have indicated to the auditors and the Audit committee that;
- (1) There are no significant changes in internal control over financial reporting during the year;
 - (2) There are no significant changes in accounting policies during the year and that the same have been disclosed in the notes to the financial statements; and
 - (3) There are no instances of significant fraud of which I have become aware and the involvement therein, if any, of the management or an employee having a significant role in the listed entity's internal control system over financial reporting.

For Synergy Green Industries Limited

**Place: Kolhapur
Date: 20th May, 2022**

**Suhas B. Kulkarni
Chief Financial
Officer**

**Sachin R. Shirgaokar
Chairman & Managing Director
DIN:00254442**

ANNEXURE – A
CERTIFICATE OF NON-DISQUALIFICATION OF DIRECTORS

(pursuant to Regulation 34(3) and Schedule V Para C clause (10)(i) of the SEBI (Listing Obligations and Disclosure Requirements) Regulations, 2015)

for the F.Y. ended on 31st March, 2022

To,
The Members,
Synergy Green Industries Limited
392 E Ward Shahupuri Kolhapur MH 416001 IN

We have examined the relevant registers, records, forms, returns and disclosures received from the Directors of Synergy Green Industries Limited (“the Company”) having CIN: L27100PN2010PLC137493 and having registered office at 392 E Ward Shahupuri Kolhapur MH 416001 IN (hereinafter referred to as ‘the Company’), produced before us by the Company for the purpose of issuing this Certificate, in accordance with Regulation 34(3) read with Schedule V Para-C Sub clause 10(i) of the [Securities Exchange Board of India \(Listing Obligations and Disclosure Requirements\) Regulations, 2015](#).

In our opinion and to the best of our information and according to the verifications (including Directors Identification Number (DIN) status at the portal (www.mca.gov.in) as considered necessary and explanations furnished to us by the Company & its officers, we hereby certify that none of the Directors on the Board of the Company as stated below for the Financial Year ending on 31st March, 2022 have been debarred or disqualified from being appointed or continuing as Directors of Companies by the Securities and Exchange Board of India, Ministry of Corporate Affairs or any such other Statutory Authority

Sr. No.	Name of Directors	DIN	Date of appointment in the Company
1.	Mr. Sachin Rajendra Shirgaokar	00254442	08/10/2010
2.	Mr. Shishir Suresh Shirgaokar	00166189	17/09/2014
3.	Mr. Chandan Sanjeev Shirgaokar	00208200	19/01/2011
4.	Mr. Sohan Sanjeev Shirgaokar	00217631	08/10/2010
5.	Mr. Vendavagali Reddy Srinivasa	03425960	01/04/2012
6.	Mrs. Prabha Prakash Kulkarni	00053598	20/02/2018
7.	Mr. Dattaram Pandurang Kamat	02081844	20/02/2018
8.	Dr. Mallappa Rachappa Desai	01625500	20/02/2018
9.	Mr. Meyyappan Shanmugam	00079844	18/05/2018
10.	Mr. Subhash Gundappa Kutte	00233322	09/01/2019

We further report that, during the period under review, The Company had received notice from the Bombay Stock Exchange Limited (BSE) on 22nd November, 2021 for the quarter ended 30th September, 2021 and National Stock Exchange of India Limited (NSE) on 21st February, 2022 for the quarter ended 30th September, 2021 & 31st December, 2021 and levied penalty for non-compliance under Regulation 17(1A) of SEBI (LODR) Regulations 2015 required for obtaining approval of members vide special resolution for continuing appointment of Non-Executive Directors on attaining age of 75 years. Accordingly, the Company obtained approval of members vide special resolution through Postal Ballot on 28th January, 2022 and complied with provisions of Regulation 17 (1A). The Company had paid the penalty amount to NSE under protest along with the submission of the waiver letter of the said penalty. Discussion for waiver of the said penalty at NSE is under process and is yet to communicate its decision regarding the said waiver. In respect of BSE, the Exchange had waived the penalty in total pursuant to such compliance.

Ensuring the eligibility for the appointment / continuity of every Director on the Board is the responsibility of the management of the Company. Our responsibility is to express an opinion on these based on our verification. This certificate is neither an assurance as to the future viability of the Company nor of the efficiency or effectiveness with which the management has conducted the affairs of the Company.

For C. S. Kelkar & Associates
Company Secretaries

Shruti Kanhere
Partner

FCS 6927, CP No. 7338
UDIN: F006927D000252799

Date: 02/05/2022
Place: Pune

ANNEXURE – B

Practicing Company Secretaries' Compliance Certificate on Corporate Governance

To
The Members,
Synergy Green Industries Limited

We have examined the compliance of conditions of Corporate Governance by Synergy Green Industries Limited (“the Company”) for the year ended on March 31, 2022, as stipulated in Regulations 17 to 27 and clauses (b) to (i) of sub-regulation (2) of Regulation 46 and Para C, D and E of Schedule V of SEBI (Listing Obligations and Disclosure Requirements) Regulations, 2015.

The compliance of conditions of Corporate Governance is the responsibility of the management. Our examination was limited to procedures and implementation thereof, adopted by the Company for ensuring the compliance of the conditions of the Corporate Governance. It is neither an audit nor an expression of opinion on the financial statements of the Company.

In our opinion and to the best of our information and according to the explanations given to us, and representations made by the management, we certify that the Company, to the extent applicable, has complied with the conditions of Corporate Governance as stipulated in Regulations 17 to 27, clauses (b) to (i) of sub-regulation (2) of Regulation 46 and Para C, D and E of Schedule V of SEBI (Listing Obligations and Disclosure Requirements) Regulations, 2015 except for delayed compliance under Regulation 17 (1A) of SEBI (Listing Obligations and Disclosure Requirements) Regulations, 2015.

We further state that such compliance is neither an assurance as to the future viability of the Company nor of the efficiency or effectiveness with which the management has conducted the affairs of the Company.

For C. S. Kelkar & Associates
Company Secretaries

Date: 02/05/2022
Place: Pune

Shruti Kanhere
Partner
FCS 6927, CP No. 7338
UDIN: F006927D000252799



THIS PAGE IS INTENTIONALLY LEFT BLANK

INDEPENDENT AUDITORS' REPORT

To the Members of
Synergy Green Industries Limited

Report on the Audit of the Financial Statements

Opinion

We have audited Ind AS Financial Statements of Synergy Green Industries Limited ("the Company"), which comprise the Balance Sheet as at March 31, 2022, and the Statement of Profit and Loss (including Other Comprehensive Income), Statement of Changes in Equity and Statement of Cash Flows for the year then ended, and notes to the Financial Statements, including a summary of Significant Accounting Policies and other explanatory information (hereinafter referred to as "the Financial Statements").

In our opinion and to the best of our information and according to the explanations given to us, the aforesaid Ind AS Financial Statements give the information required by the Companies Act, 2013 ('the Act') in the manner so required and give a true and fair view in conformity with the accounting principles generally accepted in India, of the state of affairs of the Company as at March 31, 2022, and its profit (including Other Comprehensive Income), changes in equity and its cash flows for the year ended on that date.

Basis for Opinion

We conducted our audit in accordance with the Standards on Auditing (SAs) specified under section 143(10) of the Act. Our responsibilities under those Standards are further described in the Auditor's Responsibilities for the Audit of the Ind AS Financial Statements section of our report. We are independent of the Company in accordance with the Code of Ethics issued by the Institute of Chartered Accountants of India together with the ethical requirements that are relevant to our audit of the Ind AS Financial Statements under the provisions of the Act and the Rules thereunder, and we have fulfilled our other ethical responsibilities in accordance with these requirements and the Code of Ethics.

We believe that the audit evidence we have obtained is sufficient and appropriate to provide a basis for our opinion.

Other Information

The Company's Board of Directors is responsible for the other information. The other information comprises the information in Directors Report, but does not include the Ind AS Financial Statements and our auditor's report thereon.

Our opinion on the Ind AS Financial Statements does not cover the other information and we do not express any form of assurance conclusion thereon.

In connection with our audit of the standalone Financial Statements, our responsibility is to read the other information and, in doing so, consider whether the other information is materially inconsistent with the Financial Statements, or our knowledge obtained in the audit or otherwise appears to be materially misstated.

If, based on the work we have performed, we conclude that there is a material misstatement of this other information; we are required to report that fact. We have nothing to report in this regard.

Key Audit Matters

Key audit matters are those matters that, in our professional judgment, were of most significance in our audit of the Ind AS Financial Statements of the current period. These matters were addressed in the context of our audit of the Ind AS Financial Statements as a whole, and in forming our opinion thereon, and we do not provide a separate opinion on these matters. We have determined the matters described below as the Key Audit Matters to be communicated in our report.

A. Transition to Indian Accounting Standard (Ind AS) accounting framework

The company has migrated from BSE (Small and Medium Exchange) SME to BSE main board, due to these company had to prepare Ind AS financial statements.

The company has adopted Ind AS from 1st April 2021 with an effective date of 1st April 2020 for such transition. For periods up to and including the year ended 31st March 2021, the company had prepared and presented its Ind AS financial statements in accordance with the erstwhile generally accepted accounting principles in India (Indian GAAP). To give effect of the transition to Ind AS, these Ind AS financial statements for the year ended 31 March 2022, together with the comparative financial information for the previous year ended 31 March 2021 and the transition date Balance Sheet as at 1st April 2020 have been prepared under Ind AS.

The transition has involved significant change in the Company's policies and processes for financial reporting, including generation of supportable information and applying estimates to inter alia determine impact of Ind AS on accounting and disclosure.

In view of the complexity involved, Ind AS transition and the preparation of Ind AS financial statements after the transition date have been areas of key focus in our audit.

We have performed following audit procedure for above Key Audit Matter:

- i. Read the Ind AS impact assessment performed by the Management and the resultant changes made to the accounting policies considering the requirements of the new framework.
- ii. Evaluated the exemptions and exceptions allowed by Ind AS and applied by the Management in applying the first-time adoption principles of Ind AS 101 in respect of fair valuation of assets and liabilities existing as at transition date.
- iii. Tested the accounting adjustments posted as at the transition date and in respect of the previous year to convert the financial information reported under erstwhile Indian GAAP to Ind AS.
- iv. Tested the disclosures prescribed under Ind AS.
- v. Obtained an understanding of and assessed the design, implementation and operating effectiveness of company's key internal controls over financial reporting as prescribed by relevant provisions of law and rules made there under
- vi. Assessed experts process, understanding of transaction and accounting adjustments suggested by them to the company.

Responsibilities of Management and Those Charged with Governance for the Financial Statements

The Company's Board of Directors is responsible for the matters stated in section 134(5) of the Act with respect to the preparation of these Ind AS Financial Statements that give a true and fair view of the financial position, financial performance including other comprehensive income, changes in equity and cash flows of the Company in accordance with the accounting principles generally accepted in India, including the Indian Accounting Standards (Ind AS) specified under section 133 of the Act read with the Companies (Indian Accounting Standards) Rules, 2015, as amended. This responsibility also includes maintenance of adequate accounting records in accordance with the provisions of the Act for safeguarding of the assets of the Company and for preventing and detecting frauds and other irregularities; selection and application of appropriate accounting policies; making judgments and estimates that are reasonable and prudent; and design, implementation and maintenance of adequate internal financial controls, that were operating effectively for ensuring the accuracy and completeness of the accounting records, relevant to the preparation and presentation of the Ind AS Financial Statements that give a true and fair view and are free from material misstatement, whether due to fraud or error.

In preparing the Financial Statements, the management is responsible for assessing the Company's ability to continue as a going concern, disclosing, as applicable, matters related to going concern and using the going concern basis of accounting unless management either intends to liquidate the Company or to cease operations, or has no realistic alternative but to do so.

Those Board of Directors are also responsible for overseeing the Company's financial reporting process.

Auditor's Responsibilities for the Audit of the Standalone Financial Statements

Our objectives are to obtain reasonable assurance about whether the Ind AS Financial Statements as a whole are free from material misstatement, whether due to fraud or error, and to issue an auditor's report that includes our opinion. Reasonable assurance is a high level of assurance, but is not a guarantee that an audit conducted in accordance with SAs will always detect a material misstatement when it exists. Misstatements can arise from fraud or error and are considered material if, individually or in the aggregate, they could reasonably be expected to influence the economic decisions of users taken on the basis of these Financial Statements.

As part of an audit in accordance with SAs, we exercise professional judgment and maintain professional scepticism throughout the audit.

We also:

- Identify and assess the risks of material misstatement of the Financial Statements, whether due to fraud or error, design and perform audit procedures responsive to those risks, and obtain audit evidence that is sufficient and appropriate to provide a basis for our opinion. The risk of not detecting a material misstatement resulting from fraud is higher than for one resulting from error, as fraud may involve collusion, forgery, intentional omissions, misrepresentations, or the override of internal control.
- Obtain an understanding of internal control relevant to the audit in order to design audit procedures that are appropriate in the circumstances. Under section 143(3)(i) of the Act we are also responsible for expressing our opinion on whether the Company has adequate internal financial controls system in place and the operating effectiveness of such controls.

- Evaluate the appropriateness of accounting policies used and the reasonableness of accounting estimates and related disclosures made by management.
- Conclude on the appropriateness of management's use of the going concern basis of accounting and, based on the audit evidence obtained, whether a material uncertainty exists related to events or conditions that may cast significant doubt on the Company's ability to continue as a going concern. If we conclude that a material uncertainty exists, we are required to draw attention in our auditor's report to the related disclosures in the Ind AS Financial Statements or, if such disclosures are inadequate, to modify our opinion. Our conclusions are based on the audit evidence obtained up to the date of our auditor's report. However, future events or conditions may cause the Company to cease to continue as a going concern.
- Evaluate the overall presentation, structure and content of the Financial Statements, including the disclosures, and whether the Ind AS Financial Statements represent the underlying transactions and events in a manner that achieves fair presentation.

We communicate with those charged with governance regarding, among other matters, the planned scope and timing of the audit and significant audit findings, including any significant deficiencies in internal control that we identify during our audit.

We also provide those charged with governance with a statement that we have complied with relevant ethical requirements regarding independence, and to communicate with them all relationships and other matters that may reasonably be thought to bear on our independence, and where applicable, related safeguards.

From the matters communicated with those charged with governance, we determine those matters that were of most significance in the audit of the Ind AS Financial Statements of the current period and are therefore the key audit matters. We describe these matters in our auditor's report unless law or regulation precludes public disclosure about the matter or when, in extremely rare circumstances, we determine that a matter should not be communicated in our report because the adverse consequences of doing so would reasonably be expected to outweigh the public interest benefits of such communication.

Other Matters

The comparative financial information of the Company for the year ended 31st March 2021 and the transition date opening balance sheet as at 1st April 2020 included in these Financial Statements, are based on the previously issued Financial Statements for the years ended 31 March 2021 and 31 March 2020 prepared in accordance with the Companies (Accounting Standards) Rules, 2006 (as amended) which were audited by the predecessor auditor, who expressed an unmodified opinion vide reports dated 27th May 2021 and 26th June 2020 respectively. The adjustments to those Financial Statements for the differences in accounting principles adopted by the company on transition to Ind AS have been audited by us.

Our opinion is not modified in respect of these matters.

Report on Other Legal and Regulatory Requirements

1. As required by the Companies (Auditor's Report) Order, 2020 ("the Order"), issued by the Central Government of India in terms of sub-section (11) of section 143 of the Act, we give in the Annexure A; a statement on the matters specified in paragraphs 3 and 4 of the Order, to the extent applicable.
2. As required by Section 143(3) of the Act, we report that:
 - a) We have sought and obtained all the information and explanations which to the best of our knowledge and belief were necessary for the purposes of our audit.
 - b) In our opinion, proper books of account as required by law have been kept by the Company so far as it appears from our examination of those books.
 - c) The Balance Sheet, the Statement of Profit and Loss (including other comprehensive income), the Statement of Changes in Equity and the Cash Flow Statement dealt with by this Report are in agreement with the books of account.
 - d) In our opinion, the aforesaid Ind AS Financial Statements comply with the Indian Accounting Standards specified under Section 133 of the Act, read with Companies (Indian Accounting Standards) Rules, 2015, as amended.
 - e) On the basis of the written representations received from the directors as on March 31, 2022 taken on record by the Board of Directors, none of the directors is disqualified as on March 31, 2022 from being appointed as a director in terms of Section 164 (2) of the Act.
 - f) With respect to the adequacy of the internal financial controls over financial reporting of the Company and the operating effectiveness of such controls, refer to our separate Report in "Annexure B".

- g) As required by section 197 (16) of the Act; in our opinion and according to information and explanation provided to us, the remuneration paid by the company to its directors is in accordance with the provisions of section 197 and Schedule V of the Act read with Companies (Appointment and Managerial Personnel) Rules, 2014 and remuneration paid to directors is in accordance with provisions of this section read with Schedule V.
- h) With respect to the other matters to be included in the Auditor's Report in accordance with Rule 11 of the Companies (Audit and Auditors) Rules, 2014, in our opinion and to the best of our information and according to the explanations given to us:
- (i) The Company has disclosed the impact of pending litigations on its financial position in its Ind AS Financial Statements – Refer Note 33 to the Financial Statements; [or the Company does not have any pending litigations which would impact its financial position¹]
- (ii) The Company has made provision, as required under the applicable law or accounting standards, for material foreseeable losses, if any, on long-term contracts including derivative contracts – Refer Note 37 to the Financial Statements;
- (iii) There has been no delay in transferring amounts, required to be transferred, to the Investor Education and Protection Fund by the Company.
- (iv) (a) The management has represented to us that, to the best of its knowledge and belief, other than as disclosed in the notes to the accounts to the financial statements, if any, no funds have been advanced or loaned or invested (either from borrowed funds or share premium or any other sources or kind of funds) by the Company to or in any other person(s) or entity(ies), including foreign entities ("Intermediaries"), with the understanding, whether recorded in writing or otherwise, that the Intermediary shall, whether, directly or indirectly lend or invest in other persons or entities identified in any manner whatsoever by or on behalf of the company ("Ultimate Beneficiaries") or provide any guarantee, security or the like on behalf of the Ultimate Beneficiaries.
- (b) the management has represented to us, that, to the best of its knowledge and belief, other than as disclosed in the notes to the accounts to the Financial Statements, if any, no funds have been received by the Company from any person(s) or entity(ies), including foreign entities ("Funding Parties"), with the understanding, whether recorded in writing or otherwise, that the Company shall, whether, directly or indirectly, lend or invest in other persons or entities identified in any manner whatsoever by or on behalf of the Funding Party ("Ultimate Beneficiaries") or provide any guarantee, security or the like on behalf of the Ultimate Beneficiaries.
- (c) Based on the information and explanation given to us and audit procedures performed as considered reasonable and appropriate in the circumstances, nothing has come to our notice that has caused us to believe that the representations made by the management and as mentioned under sub-clause (iv)(a) and (iv)(b) above contain any material misstatement.
- (v) The Company has not declared or paid dividend during the year.
- (vi) The requirement to the use of accounting software for maintaining Company's books of account which has a feature of recording audit trail (edit log) facility is deferred to financial years commencing on or after April 1, 2023, therefore reporting under Rule 11(g) of Companies (Audit & Auditors) Rules, 2014 is not applicable for financial year ended on March 31, 2022.

For M/s DAB & Associates

Chartered Accountants

Firm Registration No. 101119W

Guruprasad Bobhate

Partner

Place: Kolhapur

Date: 20th May 2022

Membership No.198670

UDIN: 22198670AJHRLO9880

Annexure A to the Independent Auditors' Report

Referred to in paragraph 1 under the heading, "Report on Other legal and Regulatory Requirements" of our report on even date:

- i. (a)(A) The Company is maintaining proper records showing full particulars, including quantitative details and situation of Property, Plant & Equipment.

(B) The Company is maintaining proper records showing full particulars of intangible assets;
- (b) The Property, Plant & Equipment are physically verified by the Management according to a phased program designed to cover all the items over a period of three years which, in our opinion, is reasonable having regard to the size of the Company and the nature of its assets. Pursuant to the program, a portion of the Property, Plant & Equipment has been physically verified by the Management during the year and no material discrepancies have been noticed on such verification.
- (c) The title deeds of immovable properties (other than properties where the company is the lessee and the lease agreements are duly executed in favour of the lessee), as disclosed in Note 1 Property, Plant & Equipment to the Ind AS financial statements, are held in the name of the Company.
- (d) The Company has not revalued its Property, Plant and Equipment (including Right of Use assets) or intangible assets during the year.
- (e) According to the information and explanations provided to us there are no proceedings have been initiated or are pending against the company for holding any benami property under the Prohibition of Benami Property Transactions Act, 1988 (as amended in 2016) and rules made thereunder. Hence reporting under clause 3(i) (e) of the order is not applicable.
- ii. (a) The physical verification of inventory excluding stocks with third parties have been conducted at reasonable intervals by the Management during the year. In respect of inventory lying with third parties, these have substantially been confirmed by them. In our opinion and based on the policy adopted by the management, the coverage and procedure of such verification is appropriate. The discrepancies noticed on physical verification of inventory as compared to book records were not 10% or more in aggregate for each class of inventory as compared to book records and have been appropriately dealt with in the books of accounts.
- (b) According to the information and explanations provided to us, the company has been sanctioned working capital limits in excess of five crore rupees during the year, in aggregate, from banks or financial institutions on the basis of security of current assets. The management of the company has provided us with the quarterly returns or statements, which they have represented to us have been filed by the company with their banks or financial institutions. In our opinion, these quarterly returns or statements are in agreement with the books of account of the Company.
- iii. (a) The company during the year has not made investments in, provided any guarantee or security or granted any loans or advances in the nature of loans, secured or unsecured, to companies, firms, Limited Liability Partnerships or any other parties. Hence reporting under Clause (iii)(a), (iii)(b), (iii)(c), (iii)(d), (iii)(e) and (iii)(f), of the said Order are not applicable to the Company.
- iv. The Company has not granted any loans or made any investments, or provided any guarantees or security to the parties covered under Section 185 and 186. Therefore, the provisions of Clause 3(iv) of the said Order are not applicable to the Company.
- v. In our opinion, and according to the information and explanations given to us, the Company has complied with the provisions of Sections 73, 74, 75 and 76 or any other relevant provisions of the Act and the Rules made thereunder to the extent notified, with regard to the deposits from members. According to the information and explanations given to us, no order has been passed by the Company Law Board or National Company Law Tribunal or Reserve Bank of India or any Court or any other Tribunal on the Company in respect of the aforesaid deposits.
- vi. Pursuant to the rules made by the Central Government of India, the Company is required to maintain cost records as specified under Section 148(1) of the Act in respect of its products. We have broadly reviewed the same, and are of the opinion that, prima facie, the prescribed accounts and records have been made and maintained. We have not, however, made a detailed examination of the records with a view to determine whether they are accurate or complete.
- vii. (a) According to the information and explanations given to us and the records of the Company examined by us, in our opinion, the Company is generally regular in depositing undisputed statutory dues in respect of Goods and Service Tax, provident fund, employees' state insurance, sales tax, income tax, service tax, duty of customs, duty of excise, value added tax, cess applicable, with the appropriate authorities.

- (b) According to the information and explanations given to us and the records of the Company examined by us, there are no statutory dues, Goods and Service Tax, provident fund, employees' state insurance, sales tax, income tax, service tax, duty of customs, duty of excise, value added tax, cess which have not been deposited on account of any dispute. The particulars of other statutory dues referred to in sub-clause (a) as at 31st March 2022 which have not been deposited on account of a dispute, are as follows:

Name of the statute	Nature of dues	Amount (Rs.)	Period to which the amount relates	Forum where the dispute is pending
Service Tax under Finance Act, 1994	Central Excise Duty	2,95,110	2012-13 & 2013-14	The Commissioner of Central GST (Appeals), Pune
Goods & Services Tax Act, 2017	Excess refund of GST	5,07,22,441	2017-2018	Deputy Commissioner of State tax (Appeals), Kolhapur

- viii. In terms of the information and explanations given to us and the books of account and records examined by us, the Company has not surrendered or disclosed as income during the year in the tax assessments under the Income Tax Act, 1961. Hence reporting under clause 3(viii) of the order is not applicable.
- ix. (a) According to the records of the Company examined by us and the information and explanation given to us, the Company has not defaulted in repayment of loans or other borrowings or in the payment of interest thereon to any lender as at the balance sheet date.
- (b) According to the information and explanations given to us and on the basis of our audit procedures, we report that the company has not been declared wilful defaulter by any bank or financial institution or government or any government authority.
- (c) In our opinion and according to the information and explanations given to us, the company has utilized the money obtained by way of term loans during the year for the purposes for which they were obtained.
- (d) According to the information and explanations given to us, and the procedures performed by us, and on an overall examination of the Ind AS financial statements of the company, we report that no funds raised on short-term basis have been used for long-term purposes by the company.
- (e) The company does not have any subsidiary, associate or joint venture, hence reporting under clause 3(ix)(e) of the order is not applicable.
- (f) The company does not have any subsidiary, associate or joint venture, hence reporting under clause 3(ix)(f) of the order is not applicable.
- x. (a) The Company has not raised any moneys by way of initial public offer, further public offer (including debt instruments) during the year. Accordingly, the provisions of Clause 3(ix) of the Order are not applicable to the Company.
- (b) The Company has not made any preferential allotment or private placement of shares or fully or partly or optionally convertible debentures during the year³⁹. Accordingly, the provisions of Clause 3(x)(b) of the Order are not applicable to the Company.
- xi. (a) During the course of our examination of the books and records of the Company, carried out in accordance with the generally accepted auditing practices in India, and according to the information and explanations given to us, we have neither come across any instance of fraud by the Company or on the Company noticed or reported during the year, nor have we been informed of any such case by the Management.
- (b) During the course of our examination of the books and records of the Company, carried out in accordance with the generally accepted auditing practices in India, and according to the information and explanations given to us, report in the form ADT-4 as specified under sub-section (12) of section 143 of the Companies Act has not been filed. Accordingly reporting under clause 3(xi)(b) of the order is not applicable.
- (c) During the course of our examination of the books and records of the Company, carried out in accordance with the generally accepted auditing practices in India, and according to the information and explanations given to us and as represented to us by the management, there are no whistle blower complaints received by the company during the year.'
- xii. As the Company is not a Nidhi Company and the Nidhi Rules, 2014 are not applicable to it, the provisions of Clause 3(xii) of the Order are not applicable to the Company.

- xiii. The Company has entered into transactions with related parties in compliance with the provisions of Sections 177 and 188 of the Act. The details of related party transactions have been disclosed in the Ind AS financial statements as required under Ind AS 24, Related Party Disclosures specified under Section 133 of the Act, read with Rule 7 of the Companies (Accounts) Rules, 2014.
- xiv. (a) In our opinion and based on our examination, the company has an internal audit system commensurate with the size and nature of its business.
- (b) We have considered the internal audit reports of the company issued till date, for the period under audit.
- (xv) The Company has not entered into any non-cash transactions with its directors or persons connected with him. Accordingly, the provisions of Clause 3(xv) of the Order are not applicable to the Company.
- xvi. (a) The Company is not required to be registered under Section 45-IA of the Reserve Bank of India Act, 1934. Accordingly, the provisions of Clause 3(xvi) of the Order are not applicable to the Company.
- (b) According to the information and explanations given to us and procedures performed by us, we report that the Company has not conducted any Non-Banking Financial or Housing Finance activities during the year. Therefore, reporting under clause 3(xvi)(b) of the order is not applicable.
- (c) According to the information and explanations given to us and procedures performed by us, the Company is not Core Investment Company (CIC) as defined in the regulations made by the Reserve Bank of India, hence reporting under clause 3(xvi)(c) of the order is not applicable.
- (d) Based on information and explanation given to us and as represented by the management, the Group does not have any Core Investment Company (CIC) as part of the Group.
- (xvii) The Company has not incurred cash losses during current financial year and had not incurred cash losses during immediately preceding financial year.
- (xviii) There has been no resignation by statutory auditors during the year hence reporting under clause 3(xviii) of the order is not applicable.
- (xix) According to the information and explanations given to us and on the basis of the financial ratios, ageing and expected dates of realization of financial assets and payment of financial liabilities, other information accompanying the Ind AS financial statements, our knowledge of the Board of Directors and management plans and based on our examination of the evidence supporting the assumptions, nothing has come to our attention, which causes us to believe that any material uncertainty exists as on the date of the audit report that company is not capable of meeting its liabilities existing at the date of balance sheet as and when they fall due within a period of one year from the balance sheet date. We, however, state that this is not an assurance as to the future viability of the company. We further state that our reporting is based on the facts up to the date of the audit report and we neither give any guarantee nor any assurance that all liabilities falling due within a period of one year from the balance sheet date, will get discharged by the company as and when they fall due.
- (xx) (a) There are no unspent amounts towards Corporate Social Responsibility (CSR) on other than ongoing projects requiring a transfer to a Fund specified in Schedule VII to the Companies Act in compliance with second proviso to sub-section (5) of Section 135 of the Act. Accordingly, reporting under clause 3(xx)(a) of the Order is not applicable for the year.
- (b) There are no unspent amounts towards Corporate Social Responsibility (CSR) in respect of ongoing projects requiring a transfer to a Special Account in compliance with sub-section (6) of Section 135 of the Act. Accordingly, reporting under clause 3(xx)(b) of the Order is not applicable for the year.

For M/s DAB & Associates

Chartered Accountants

Firm Registration No. 101119W

Guruprasad Bobhate

Partner

Place: Kolhapur

Date: 20th May 2022

Membership No.198670

UDIN: 22198670AJHRLO9880

Annexure B to the Independent Auditors' Report

Referred to in paragraph 2 (f) under the heading, "Report on Other legal and Regulatory Requirements" of our report on even date:

Report on the Internal Financial Controls with reference to Ind AS Financial Statements under Clause (i) of Sub-section 3 of Section 143 of the Companies Act, 2013 ("the Act")

We have audited the internal financial controls with reference to the Ind AS Financial Statements of Synergy Green Industries Limited ("the Company") as of 31st March 2022 in conjunction with our audit of the Ind AS Financial Statements of the Company for the year ended on that date

Management's Responsibility for Internal Financial Controls

The Company's management is responsible for establishing and maintaining internal financial controls based on the internal controls over financial reporting criteria established by the Company considering the essential components of internal controls stated in the Guidance Note on Audit of Internal Financial Controls Over Financial Reporting issued by the Institute of Chartered Accountants of India. These responsibilities include the design, implementation and maintenance of adequate internal financial controls that were operating effectively for ensuring the orderly and efficient conduct of its business, including adherence to company's policies, the safeguarding of its assets, the prevention and detection of frauds and errors, the accuracy and completeness of the accounting records, and the timely preparation of reliable financial information, as required under the Act.

Auditors' Responsibility

Our responsibility is to express an opinion on the Company's internal financial controls with reference to the Ind AS Financial Statements based on our audit. We conducted our audit in accordance with the Guidance Note on Audit of Internal Financial Controls Over Financial Reporting (the "Guidance Note") and the Standards on Auditing, to the extent applicable to an audit of internal financial controls, both issued by the Institute of Chartered Accountants of India. Those Standards and the Guidance Note require that we comply with ethical requirements and plan and perform the audit to obtain reasonable assurance about whether adequate internal financial controls over financial reporting was established and maintained and if such controls operated effectively in all material respects.

Our audit involves performing procedures to obtain audit evidence about the adequacy of the internal financial controls with reference to the Ind AS Financial Statements and their operating effectiveness. Our audit of internal financial controls with reference to the Ind AS Financial Statements included obtaining an understanding of internal financial controls with reference to the Ind AS Financial Statements, assessing the risk that a material weakness exists, and testing and evaluating the design and operating effectiveness of internal controls based on the assessed risk. The procedures selected depend on the auditor's judgement, including the assessment of the risks of material misstatement of the Ind AS Financial Statements, whether due to fraud or error.

We believe that the audit evidence we have obtained is sufficient and appropriate to provide a basis for our audit opinion on the Company's internal financial controls with reference to the Ind AS Financial Statements.

Meaning of Internal Financial controls with reference to the Ind AS Financial Statements

A company's internal financial controls with reference to the Ind AS Financial Statements is a process designed to provide reasonable assurance regarding the reliability of financial reporting and the preparation of Ind AS Financial Statements for external purposes in accordance with generally accepted accounting principles. A company's internal financial controls with reference to the Ind AS Financial Statements includes those policies and procedures that

- (1) pertain to the maintenance of records that, in reasonable detail, accurately and fairly reflect the transactions and dispositions of the assets of the company;
- (2) provide reasonable assurance that transactions are recorded as necessary to permit preparation of Ind AS Financial Statements in accordance with generally accepted accounting principles, and that receipts and expenditures of the company are being made only in accordance with authorisations of management and directors of the company; and
- (3) provide reasonable assurance regarding prevention or timely detection of unauthorised acquisition, use, or disposition of the company's assets that could have a material effect on the Ind AS Financial Statements.

Inherent Limitations of Internal Financial Controls with reference to the Ind AS Financial Statements

Because of the inherent limitations of internal financial controls with reference to the Ind AS Financial Statements, including the possibility of collusion or improper management override of controls, material misstatements due to error or fraud may occur and not be detected. Also, projections of any evaluation of the internal financial controls with reference to the Ind AS Financial Statements to future periods are subject to the risk that the internal financial controls with reference to the Ind AS Financial Statements may become inadequate because of changes in conditions, or that the degree of compliance with the policies or procedures may deteriorate.

Opinion

In our opinion, the Company has, in all material respects, adequate internal financial controls with reference to the Ind AS Financial Statements and such internal financial controls with reference to the Ind AS Financial Statements were operating effectively as at March 31, 2022, based on the internal controls over financial reporting criteria established by the Company considering the essential components of internal controls stated in the Guidance Note on Audit of Internal Financial Controls Over Financial Reporting issued by the Institute of Chartered Accountants of India.

For M/s DAB & Associates

Chartered Accountants

Firm Registration No. 101119W

Guruprasad Bobhate

Partner

Membership No.198670

UDIN: 22198670AJHRL09880

Place: Kolhapur

Date: 20th May 2022

Balance Sheet As At March 31, 2022

₹ in Lacs

Sr. No.	Particulars	Note No.	31-03-2022	31-03-2021	01-04-2020
ASSETS					
I.	Non-current assets		8,566.57	7,250.73	6,573.80
	(a) Property, plant and equipment	1	7,590.22	6,199.76	5,662.93
	(b) Capital work-in-progress	1	689.59	344.82	87.20
	(c) Investment property		-	-	-
	(d) Other Intangible assets	1	21.13	67.30	116.68
	(e) Intangible assets under development		-	-	-
	(f) Deferred Tax Assets (net)	14	-	111.06	418.55
	(g) Financial assets		-	-	-
	(i) Investments		-	-	-
	(ii) Loans		-	-	-
	(iii) Other financial assets	2	15.44	19.51	20.51
	(h) Other non-current assets	3	250.19	508.28	267.93
II.	Current assets		10,851.55	10,278.41	8,089.71
	(a) Inventories	4	6,064.82	5,300.02	4,643.33
	(b) Financial assets		-	-	-
	(i) Investments		-	-	-
	(ii) Trade receivables	5	3,236.81	2,884.70	1,671.43
	(iii) Cash and cash equivalents	6a	8.62	215.91	209.97
	(iv) Bank balance other than (iii) above	6b	183.79	178.86	146.18
	(v) Loans		-	-	-
	(vi) Other financial assets	7	334.98	652.83	250.50
	(c) Assets held for sale		-	-	-
	(d) Current tax assets (net)		-	-	-
	(e) Other current assets	8	1,022.53	1,046.09	1,168.30
	Total Assets		19,418.12	17,529.14	14,663.51
EQUITY AND LIABILITIES					
Equity					
	(a) Equity share capital	9	3,416.38	3,301.76	2,995.98
	(b) Other equity	10	1,413.00	1,413.00	1,413.00
	Retained earnings		2,003.38	1,888.76	1,582.98
	Security Premium		(252.34)	(366.96)	(672.74)
			2,255.72	2,255.72	2,255.72
Liabilities					
I.	Non-current liabilities		4,746.78	4,156.97	3,709.66
	(a) Financial liabilities				
	(i) Long Term Borrowings	11	4,321.16	3,898.35	3,565.00
	(ii) Other financial liabilities	12	321.42	214.32	107.22
	(b) Long-term provisions	13	60.93	44.30	37.44
	(c) Deferred tax liabilities (net)	14	43.27	-	-
	(d) Other non-current liabilities		-	-	-
II.	Current liabilities		11,254.96	10,070.41	7,957.86
	(a) Financial liabilities				
	(i) Borrowings	15	3,919.07	3,689.09	2,329.76
	(ii) Trade and other payables				
	a) Total outstanding dues of micro & small Enterprises	16	54.06	33.31	165.08
	b) Total outstanding dues other than (ii) (a) above	16	6,421.63	5,617.20	4,721.52
	(iii) Other financial liabilities	17	583.12	630.32	631.93
	(b) Other current liabilities	18	214.57	94.72	101.78
	(c) Short-term provisions	19	62.51	5.77	7.80
	Corporate Information, Basis of Preparation	30			
	Statement of Compliance	31			
	Significant Accounting Policies	32			
	Other Information & Disclosure	33-52			
	Total Equity and Liabilities		19,418.12	17,529.14	14,663.51

Signed pursuant to the provisions of section 134 of the Companies Act 2013, in authentication of this Balance Sheet and Notes referred to therein.

As per our report of even date

FOR SYNERGY GREEN INDUSTRIES LTD

 For M/s DAB & Associates
 Chartered Accountants
 Firm Registration No. 101119W

Sachin R. Shirgaonkar
 Chairman and Managing Director
 DIN:00254442

Sohan S. Shirgaonkar
 Jt. Managaing Director
 DIN:00217631

Guruprasad Bobhate
 Partner
 Membership No.198670
 UDIN: 22198670AJHRL09880
 Place: Kolhapur
 Date: 20th May 2022

Suhas B. Kulkarni
 Chief Financial Officer

Nilesh M. Mankar
 Company Secretary

Statement of Profit And Loss For The Year Ended March 31, 2022
₹ in Lacs

	Particulars	Note No.	31-03-2022	31-03-2021
	Income			
I	Revenue from operations	20	28,377.27	19,906.30
II	Other income	21	114.42	86.07
III	Total Income		28,491.69	19,992.37
	Expenses			
IV	Cost of raw materials and components consumed	22	12,790.76	7,677.88
	Changes in inventories of finished goods, work-in-progress	23	(465.34)	(542.84)
	Employee benefits expense	24	2,340.39	2,055.28
	Finance costs	25	1,149.77	1,144.10
	Depreciation and amortisation expense	26	1,063.93	850.49
	Other Expenses	27	11,305.55	8,282.63
	Total expenses		28,185.06	19,467.54
V	Profit/ (Loss) before exceptional items and tax		306.63	524.83
VI	Exceptional items		-	-
VII	Profit/ (Loss) before tax		306.63	524.83
VIII	Tax expense	29	163.81	207.25
	Current tax		-	-
	(Excess)/short provision related to earlier years		-	(104.20)
	Deferred tax		163.81	311.45
IX	Profit/ (Loss) for the year		142.82	317.58
X	Other comprehensive income			
	A. Other comprehensive income not to be reclassified to profit or loss in subsequent periods:			
	Re-measurement gain / (loss) on post employment defined benefit plans	28	(37.67)	(15.77)
	Income tax effect on above	28	9.48	3.97
	Net other comprehensive income not to be reclassified to profit or loss in subsequent periods (A)		(28.19)	(11.80)
XI	Total comprehensive income for the year, net of tax		114.63	305.78
XII	Earnings per equity share (nominal value per share Rs. 10 each)			
	Basic & Diluted		1.01	2.25
XIII	Corporate Information, Basis of Preparation	30		
XIV	Statement of Compliance	31		
XV	Significant accounting policies	32		
XVI	Other Information & Disclosure	33-52		
	The accompanying notes are an integral part of financial statements			

As per our report of even date

FOR SYNERGY GREEN INDUSTRIES LTD

For M/s DAB & Associates
Chartered Accountants
Firm Registration No. 101119W

Sachin R. Shirgaonkar
Chairman and Managing Director
DIN:00254442

Sohan S. Shirgaonkar
Jt. Managaing Director
DIN:00217631

Guruprasad Bobhate
Partner
Membership No.198670
UDIN: 22198670AJHRLO9880
Place: Kolhapur
Date: 20th May 2022

Suhas B. Kulkarni
Chief Financial Officer

Nilesh M. Mankar
Company Secretary

Cash Flow Statement for the Year Ended March 31, 2022

₹ in Lacs

Sr. No.	Particulars	31-03-2022	31-03-2021
A	Cash flows from operating activities		
	Net profit before taxes and extraordinary items -	306.63	524.83
	Adjustments for:		
(a)	Depreciation - Other than ROU	1063.93	850.49
(b)	Depreciation - On ROU	0.00	0.00
(c)	Dividend Income	0.00	0.00
(b)	(Profit)/Loss on sale of fixed assets	(30.75)	(4.24)
(e)	Bad debts written off	0.00	0.00
(f)	Provision no longer required write back	0.00	0.00
(g)	Government Grant	0.00	0.00
(h)	Income on de-recognition of financial assets	0.00	0.00
(i)	Interest income	(27.41)	(8.89)
(j)	Loss on sale of fixed asset	0.00	0.00
(k)	Provision for Doubtful Debts	78.71	8.75
(l)	Interest expenses	1149.77	1144.10
	Operating profits before working capital changes	2540.88	2515.04
	Adjustments for:		
(a)	(Increase)/decrease in trade receivable	(430.81)	(1222.02)
(b)	(Increase)/decrease in other financial assets	321.92	(401.33)
(c)	(Increase)/decrease in other non-financial assets	(3.34)	122.21
(d)	(Increase)/decrease in inventories	(764.83)	(656.70)
(e)	Increase/(decrease) in trade payables	825.18	763.91
(f)	Increase/(decrease) in other financial liabilities	33.07	(38.64)
(g)	Increase/(decrease) in other non-financial liabilities	162.15	(7.06)
(h)	Increase/(decrease) in Provisions	35.70	(10.93)
	Cash generated from operations	2719.92	1064.48
(a)	Income tax paid	88.29	(1.30)
	Net cash from operating activities	2808.21	1063.18
B	Cash flows from investing activities		
(a)	Purchase of fixed assets	(2639.86)	(1737.48)
(b)	Proceeds from sale of other fixed assets	103.36	5.54
(c)	Purchase of Investments	0.00	0.00
(d)	Sale of Investments	0.00	0.00
(e)	Interest received	27.41	8.89
(f)	Dividend Received	0.00	0.00
(g)	Investment in Fixed Deposits	(4.93)	(32.68)
	Net cash from investing activities	(2514.02)	(1755.73)

C	Cash flows from financing activities		
(a)	Proceeds from Long Term Borrowings	0.00	0.00
(b)	Net Proceeds / (Repayment)of Long Term Borrowings	610.49	1692.67
(c)	Interest paid	(1111.97)	(994.18)
(d)	Purchase of ROU assets	0.00	0.00
(e)	Dividend and Dividend distribution tax	0.00	0.00
	Net cash used in financing activities	(501.48)	698.49
(a)	Net increase in cash and cash equivalents	(207.29)	5.94
(b)	Cash and cash equivalents at beginning of period	215.91	209.97
(c)	Cash and cash equivalents at the end of period	8.62	215.91

Notes to Cash Flow Statement

- Cash Flow statement has been prepared under indirect method as set out in Ind AS 7 Statement of Cash Flow.
- For Net Debt reconciliation statement refer note no.11
- For Company's policy on cash and cash equivalents refer a note no. 31

As per our report of even date

FOR SYNERGY GREEN INDUSTRIES LTD

For M/s DAB & Associates
Chartered Accountants
Firm Registration No. 101119W

Sachin R. Shirgaonkar
Chairman and Managing Director
DIN:00254442

Sohan S. Shirgaonkar
Jt. Managaing Director
DIN:00217631

Guruprasad Bobhate
Partner
Membership No.198670
UDIN: 22198670AJHRLO9880
Place: Kolhapur
Date: 20th May 2022

Suhas B. Kulkarni
Chief Financial Officer

Nilesh M. Mankar
Company Secretary

Statements of Changes in Equity
A. Equity Share Capital (Note 9)
Current reporting period

₹ in Lacs

Equity Shares of Rs 10 each issued, subscribed and fully paid	No. of Shares	Amount
Opening Balance as on At 1 April 2021	141.30	1,413.00
Changes in equity share capital due to prior period errors	-	-
Restated balance at the beginning of the current reporting period	141.30	1,413.00
Changes in equity share capital during the year	-	-
Balance at the end of current reporting period	141.30	1,413.00

Previous reporting period

₹ in Lacs

Equity Shares of Rs 10 each issued, subscribed and fully paid	No. of Shares	Amount
Opening Balance as on At 1 April 2020	141.30	1,413.00
Changes in equity share capital due to prior period errors	-	-
Restated balance at the beginning of the current reporting period	141.30	1,413.00
Changes in equity share capital during the year	-	-
Balance at the end of previous reporting period	141.30	1,413.00

B. Other Equity

₹ in Lacs

Particulars	Reserves and Surplus		Total equity
	Securities Premium	Retained Earning	
At 1 April 2021	2,255.72	(672.74)	1,582.98
Changes in equity share capital due to prior period errors	-	-	-
Restated balance at the beginning of the current reporting period	2,255.72	(672.74)	1,582.98
Profit for the year		317.58	317.58
Other comprehensive income for the year		(11.80)	(11.80)
Total Comprehensive income for the year	-	305.78	305.78
As at 31 March 2021	2,255.72	(366.96)	1,888.76
As at 1 April 2021	2,255.72	(366.96)	1,888.76
Changes in equity share capital due to prior period errors	-	-	-
Restated balance at the beginning of the current reporting period	2,255.72	(366.96)	1,888.76
Profit for the year		142.81	142.81
Other comprehensive income for the year		(28.19)	(28.19)
Total Comprehensive income for the year	-	114.62	114.62
At 31 March 2022	2,255.72	(252.34)	2,003.38

As per our report of even date

FOR SYNERGY GREEN INDUSTRIES LTD

 For M/s DAB & Associates
Chartered Accountants
Firm Registration No. 101119W

Sachin R. Shirgaonkar
Chairman and Managing Director
DIN:00254442

Sohan S. Shirgaonkar
Jt. Managaing Director
DIN:00217631

Guruprasad Bobhate
Partner
Membership No.198670
UDIN: 22198670AJHRLO9880
Place: Kolhapur
Date: 20th May 2022

Suhas B. Kulkarni
Chief Financial Officer

Nilesh M. Mankar
Company Secretary

NOTES FORMING PART OF FINANCIAL STATEMENTS

Particulars	Leasehold Land (Right of use of asset)	Buildings	Plant & Equipment	Tools & Equipments	Dies & Moulds	Electrical Installation	Furniture & Fixtures	Office Equipment	Computers	Vehicles	Total	Other intangible Assets	₹ in Lacs
Gross Block													
As at 1 April 2020	151.65	2,665.22	5,289.48	278.25	1,622.41	38.17	112.38	36.79	48.29	66.64	10,309.28	225.85	
Additions	-	433.69	486.47	5.61	318.26	5.32	1.35	8.32	2.92	77.31	1,339.25	-	
Asset Held for Disposal													
Deductions / Amortisation										16.75	16.75	-	
As at 31 March 2021	151.65	3,098.91	5,775.95	283.86	1,940.67	43.49	113.73	45.11	51.21	127.20	11,631.78	225.85	
Additions	-	164.60	1,272.73	30.69	979.11	-	12.76	6.14	11.48	-	2,477.51	3.30	
Other adjustments													
Asset Held for Disposal													
Deductions (Amortisation)	-	-	5.18	-	309.20	-	-	-	1.24	-	315.62	-	
As at 31 March 2022	151.65	3,263.51	7,043.50	314.55	2,610.58	43.49	126.49	51.25	61.45	127.20	13,793.67	229.15	
Depreciation	-	-	-	-	-	-	-	-	-	-	-	-	
Upto 1 April 2020	14.42	854.63	2,528.92	202.32	862.14	0.84	62.48	26.03	39.70	54.85	4,646.36	109.17	
For the year	1.66	152.74	315.05	32.12	255.55	9.68	13.19	5.24	5.57	10.32	801.12	49.38	
Asset Held for Disposal													
Deductions / Amortisation										15.45	15.45	-	
As at 31 March 2021	16.08	1,007.37	2,843.97	234.44	1,117.69	10.52	75.67	31.27	45.27	49.72	5,432.02	158.55	
For the year	1.66	213.66	387.45	27.20	326.92	8.54	11.63	7.03	6.49	23.86	1,014.46	49.47	
Asset Held for Disposal													
Deductions / Amortisation	-	-	0.32	-	241.49	-	-	-	1.21	-	243.02	-	
As at 31 March 2022	17.74	1,221.03	3,231.10	261.64	1,203.12	19.06	87.30	38.30	50.55	73.58	6,203.45	208.02	
Net Block													
As at 1 April 2020	137.23	1,810.59	2,760.56	75.93	760.26	37.33	49.90	10.75	8.59	11.78	5,662.93	116.68	
As at 31 March 2021	135.57	2,091.54	2,931.98	49.42	822.97	32.97	38.06	13.83	5.94	77.48	6,199.76	67.30	
As at 31 March 2022	133.90	2,042.47	3,812.39	52.90	1,407.45	24.43	39.19	12.95	10.90	53.62	7,590.22	21.13	

Notes:

- For Depreciation and amortisation refer accounting policy Note 32.7
- The information relating to Gross block, accumulated Depreciation, and Impairment if any, has been disclosed as an additional information since the company has adopted deemed cost exemption under IndAS 101, refer Note 45 on first time adoption.
- Contractual Obligation
Refer Note No. 34 for estimated amount of contracts remaining to be executed on capital account.

4 Impairment Loss

No provision for impairment loss is made during the year.

5 PPE pledged as security

Company has hypothecated / mortgaged all property plant and equipments (including Vehicle) and land and building situated at C-18 Five Star MIDC Kagal, Dist. Kolhapur. Against the borrowings from Bank of Baroda, IndusInd Bank, ICICI Bank and HDFC Bank.

6 Ageing Schedule for CWIP & Intangible Assets under Development

As at 31-03-2022

(A) Ageing Schedule for Capital Work In Progress (CWIP)

₹ in Lacs

Capital Work In Progress (CWIP)	Less than 1 year	1 to 2 years	Grand Total
Project Description			
1. Projects in Progress			
(a) Capacity expansion project	617.77	66.66	684.44
(b) Store building extension	-	3.23	3.23
(c) Cabin at Finishing Dept	-	1.80	1.80
(d) MK3 Hub mould box no 01 modification	0.12	-	0.12
Total Projects in Progress	617.89	71.69	689.59
2. Projects Temporarily Suspended	-	-	-

(B) Intangible Assets under development

₹ in Lacs

Intangible Assets under development	Less than 1 year	1 to 2 years	Grand Total
Project Description			
1. Projects in Progress	-	-	-
Total Projects in Progress	-	-	-
2. Projects Temporarily Suspended	-	-	-

As at 31-03-2021

(A) Ageing Schedule for Capital Work In Progress (CWIP)

₹ in Lacs

Capital Work In Progress (CWIP)	Less than 1 year	1 to 2 years	Grand Total
Project Description			
1. Projects in Progress			
(a) Capacity expansion project	4.95		4.95
(b) Plant and Machinery expansion	304.52		304.52
(c) Cabin at Finishing Dept	-		-
(d) JIGS AND FIXTURES-WIP	23.06	12.29	35.35
Total Projects in Progress	332.53	12.29	344.82
2. Projects Temporarily Suspended	-	-	-

(B) Intangible Assets under development

₹ in Lacs

Intangible Assets under development	Less than 1 year	1 to 2 years	Grand Total
Project Description			
1. Projects in Progress	-	-	-
Total Projects in Progress	-	-	-
2. Projects Temporarily Suspended	-	-	-

As at 01-04-2020
(A) Ageing Schedule for Capital Work In Progress (CWIP)

₹ in Lacs

Capital Work In Progress (CWIP)	Less than 1 year	1 to 2 years	Grand Total
Project Description			
1. Projects in Progress			
(a) Capacity expansion project	11.03		11.03
(b) Plant and Machinery expansion	21.94		21.94
(c) Cabin at Finishing Dept	-		-
(d) Mould box modification	41.94	12.29	54.23
Total Projects in Progress	74.91	12.29	87.20
2. Projects Temporarily Suspended	-	-	-

(B) Intangible Assets under development

₹ in Lacs

Intangible Assets under development	Less than 1 year	1 to 2 years	Grand Total
Project Description			
1. Projects in Progress	-	-	-
Total Projects in Progress	-	-	-
2. Projects Temporarily Suspended	-	-	-

7 Completion Schedule for Projects Overdue or Exceeded Cost Estimate
As at 31-03-2022

₹ in Lacs

CWIP/Intangible Assets under Development	To be completed in			
	Less than 1 year	1 to 2 years	2 to 3 years	3 years and more
Project in progress				NIL
Project suspended				NIL

As at 31-03-2021

₹ in Lacs

CWIP/Intangible Assets under Development	To be completed in			
	Less than 1 year	1 to 2 years	2 to 3 years	3 years and more
Project in progress				NIL
Project suspended				NIL

As at 01-04-2020
₹ in Lacs

CWIP/Intangible Assets under Development	To be completed in			
	Less than 1 year	1 to 2 years	2 to 3 years	3 years and more
Project in progress	NIL			
Project suspended	NIL			

8 Title deeds of Immovable Properties not held in name of the Company
As at 31-03-2022

Relevant line item in Balance Sheet	Description of item of property	Gross carrying value	Title deeds held in the name of	Whether title deed holder is a promoter, director or relative of promoter/ director or employee of promoter/ director	Property held since which date	Reason for not being held in the
Property Plant and Equipment	-	-	-	-	-	-
Property Plant and Equipment	-	-	-	-	-	-

As at 31-03-2021

Relevant line item in Balance Sheet	Description of item of property	Gross carrying value	Title deeds held in the name of	Whether title deed holder is a promoter, director or relative of promoter/ director or employee of promoter/ director	Property held since which date	Reason for not being held in the
Property Plant and Equipment	-	-	-	-	-	-
Property Plant and Equipment	-	-	-	-	-	-

As at 01.04.2020

Relevant line item in Balance Sheet	Description of item of property	Gross carrying value	Title deeds held in the name of	Whether title deed holder is a promoter, director or relative of promoter/ director or employee of promoter/ director	Property held since which date	Reason for not being held in the
Property Plant and Equipment	-	-	-	-	-	-
Property Plant and Equipment	-	-	-	-	-	-

Notes to the Financial Statements
NOTE 2: OTHER FINANCIAL ASSETS (NON CURRENT)

₹ in Lacs

Particulars	As at 31-03-2022	As at 31-03-2021	As at 01-04-2020
Security deposits (Unsecured, considered good)	14.27	14.27	15.27
Income Tax Refund Receivable	1.02	5.09	5.09
Advance To Gratuity Trust	0.15	0.15	0.15
Total	15.44	19.51	20.51

1. Other financial assets are measured at amortised cost.
2. Refer Note 38 on risk management objectives and policies for financial instruments.
3. Deposits are measured at amortised cost.

NOTE 3: OTHER NON-CURRENT ASSETS

₹ in Lacs

Particulars	As at 31-03-2022	As at 31-03-2021	As at 01-04-2020
Capital advances	147.86	344.56	209.71
GST, Central Excise & Service Tax	36.29	9.39	9.39
Tax paid in advance (net of provision) (Refer Note 29)			
Advance Income Tax	115.27	203.56	202.26
Less: Provision for Income Tax	(49.23)	(49.23)	(153.43)
Total	250.19	508.28	267.93

4: INVENTORIES

₹ in Lacs

Particulars	As at 31-03-2022	As at 31-03-2021	As at 01-04-2020
Raw materials	1,376.42	1,066.86	965.46
Raw materials and components	1,376.42	1,066.86	965.46
Raw materials in transit	-	-	-
Pattern Stock	344.15	428.61	388.69
Work-in-progress	3,227.54	3,120.81	2,546.83
Finished goods	604.09	245.49	276.63
Finished goods	188.45	148.46	254.31
Finished goods in Transit	415.63	97.03	22.32
Stores and spares	512.63	438.25	465.72
Total	6,064.82	5,300.02	4,643.33

Inventories written down to net realisable value during the year ended 31 March 22, Rs 40.25 Lacs. (Previous Year Rs 59.19 Lacs) were recognised as an expense in the statement of profit and loss during the year.

The above inventories are hypothecated to Bankers for working capital facility

NOTE 5 : TRADE RECEIVABLES

₹ in Lacs

Particulars	As at 31-03-2022	As at 31-03-2021	As at 01-04-2020
Trade receivables [Refer note (1) below]	3,236.81	2,884.70	1,671.43
Break-up for security details:			
Secured, considered good	-	-	-
Unsecured, considered good	3,236.81	2,806.00	1,671.43
Doubtful credit impaired	87.45	87.45	-
Loss Allowance (allowance for bad and doubtful debts)	(87.45)	(8.75)	-
Total	3,236.81	2,884.70	1,671.43

Notes to the Financial Statements

- Trade receivables are measured at amortised cost.
- No trade or other receivable are due from directors or other officers of the Company either severally or jointly with any other person. Trade or other receivables due from firms or private companies respectively in which any director is a partner, a director or a member Rs. Nil (Previous year Rs. Nil)
- Trade receivables are non-interest bearing and are generally on terms of 90 to 120 days.
- Movement of impairment Allowance (allowance for bad and doubtful debts)

Particulars	Rs. in Lacs
At 1 April 2020	Amount
Provided during the year	(8.75)
Amounts written off	-
Amount written back	-
At 31 March 2021	(8.75)
Provided during the year	(78.71)
Amounts written off	-
Amount written back	-
At 31st March 2022	(87.45)

- Refer Note 37B on credit risk of trade receivables, which explains how the Company manages and measures credit quality of trade receivables that are neither past due nor impaired.
- We have entered into factoring agreement with India Factoring and Finance Solutions Pvt. Ltd. wherein we have factored export receivables without recourse to us hence invoice amount which is not factored has been shown as trade receivables and same is included above.

Also, in case of domestic debtors we have entered into factoring agreement with India Factoring and Finance Solutions Pvt. Ltd. with recourse to us, hence amount factored is included in trade receivables above.

Disclosure Requirement for Current Trade Receivables

Particulars	Outstanding for following periods from due date of payment						
	Not Due	Less than 6 months	6 months -1 year	1-2 Years	2-3 years	More than 3 years	Total
As at 31st March 2022							
(i) Undisputed Trade receivables — considered good	2,757.00	319.83	1.65	70.88			3,149.36
(ii) Undisputed Trade Receivables — which have significant increase in credit risk							-
(iii) Undisputed Trade Receivables — credit impaired							-
(iv) Disputed Trade Receivables — considered good							-
(v) Disputed Trade Receivables — which have significant increase in credit risk							-
(vi) Disputed Trade Receivables — credit impaired						87.45	87.45

Notes to the Financial Statements

Particulars	Outstanding for following periods from due date of payment							
	As at 31st March 2021	Not Due	Less than 6 months	6 months - 1 year	1-2 Years	2-3 years	More than 3 years	Total
(i) Undisputed Trade receivables — considered good	2,455.48	341.13	0.64					2,797.25
(ii) Undisputed Trade Receivables — which have significant increase in credit risk								-
(iii) Undisputed Trade Receivables — credit impaired								-
(iv) Disputed Trade Receivables — considered good								-
(v) Disputed Trade Receivables — which have significant increase in credit risk								-
(vi) Disputed Trade Receivables — credit impaired						87.45		87.45

Particulars	Outstanding for following periods from due date of payment							
	As at 1st April 2020	Not Due	Less than 6 months	6 months - 1 year	1-2 Years	2-3 years	More than 3 years	Total
(i) Undisputed Trade receivables — considered good	1,506.84	51.00	22.22	0.20				1,580.27
(ii) Undisputed Trade Receivables — which have significant increase in credit risk								-
(iii) Undisputed Trade Receivables — credit impaired							3.71	3.71
(iv) Disputed Trade Receivables — considered good								-
(v) Disputed Trade Receivables — which have significant increase in credit risk							87.45	87.45
(vi) Disputed Trade Receivables — credit impaired							-	-

NOTE 6a : CASH AND CASH EQUIVALENTS

₹ in Lacs

Particulars	As at 31-03-2022	As at 31-03-2021	As at 01-04-2020
Balance with Bank			
Current accounts and debit balance in cash credit accounts	7.41	214.81	209.37
Cash on hand	1.21	1.11	0.60
Total	8.62	215.91	209.97

NOTE 6b: OTHER BANK BALANCES

₹ in Lacs

Particulars	As at 31-03-2022	As at 31-03-2021	As at 01-04-2020
Deposits with original maturity of more than three months but less than 12 months	183.79	178.86	146.18
Total	183.79	178.86	146.18

Refer Note 38 on risk management objectives and policies for financial instruments.

NOTE 7 : OTHER FINANCIAL ASSETS (CURRENT)

₹ in Lacs

Particulars	As at 31-03-2022	As at 31-03-2021	As at 01-04-2020
Security deposits (Unsecured, considered good)			
Export incentive receivable	57.00	184.85	35.85
Factoring Loans and advances	106.64	257.07	-
GST Refund receivable	171.34	210.91	214.65
Total	334.98	652.83	250.50

Notes :

- Other financial assets are measured at amorlised cost.
- Refer Note 38 on risk management objectives and policies for financial instruments.

NOTE 8: OTHER CURRENT ASSETS

₹ in Lacs

Particulars	As at 31-03-2022	As at 31-03-2021	As at 01-04-2020
Advance to suppliers	70.34	20.76	131.09
Staff Advances	1.29	0.94	1.46
Sales tax / VAT / service tax receivable (net)	0.25	45.15	45.15
GST Receivable	812.70	908.11	919.40
Prepaid expenses	137.95	70.91	55.82
Other Current Assets	-	0.22	15.38
Total	1,022.53	1,046.09	1,168.30

NOTE 9: SHARE CAPITAL
Authorised share capital Equity shares of Rs 10 each

₹ in Lacs

Particulars	No. of shares	Rs. In Lacs
At 1 April 2020	150	1,500
Increase/(decrease) during the year	-	-
At 31 March 2021	150	1,500
Increase/(decrease) during the year	-	-
At 31 March 2022	150	1,500

Issued and subscribed share capital Equity shares of Rs 10 each

₹ in Lacs

Particulars	No. of shares	Amount in INR
As at 1 April 2020	141.30	1,413
Changes during the year		
As at 31 March 2021	141.30	1,413
Changes during the year		
As At 31 March 2022	141.30	1,413

Terms / Rights attached to equity shares

Each member present in person shall have one vote, the voting right of the members shall be in proportion to his share in the paid up equity share capital of the company and has a right to receive dividend as recommended by the Board of Directors subject to the necessary approval from the shareholders. In the event of liquidation of the company, the holders of equity shares will be entitled to receive remaining assets of the company after distribution of all preferential amounts. The distribution will be in proportion to the number of equity shares held by the shareholders. For the year ended March 31, 2022 the Board of Directors has not proposed any dividend (Previous year Nil).

₹ in Lacs

Name of the Shareholder	As At 31 March 2022		As at 31 March 2021		As at 1 April 2020	
	No. of shares	% of share-holding	No. of shares	% of share-holding	No. of shares	% of share-holding
S. B. Reshellers Pvt. Ltd.	5,409,964	38.29%	5,409,964	38.29%	5,409,949	38.29%
Radhika Sanjeev Shirgaokar & Sohan Sanjeev Shirgaokar	742,354	5.25%	742,354	5.25%	742,354	5.25%
Radhika Sanjeev Shirgaokar & Chandan Sanjeev Shirgaokar	742,352	5.25%	742,352	5.25%	742,352	5.25%
Sachin Rajendra Shirgaokar & Laxmi Sachin Shirgaokar	740,228	5.24%	740,228	5.24%	740,228	5.24%
Vendavagali Srinivasa Reddy & Sou. Vendavagali Kuberi Reddy	1,510,000	10.69%	1,510,000	10.69%	1,510,000	10.69%
Massachusetts Institute of Technology	1,396,000	9.88%	1,396,000	9.88%	1,396,000	9.88%

As per records of the Company, including its register of shareholders and other declarations received from shareholders regarding beneficial interest, the above shareholding represents both legal and beneficial ownerships of shares.

Aggregate number of bonus shares issued, share issued for consideration other than cash and shares bought back during the period of five years immediately preceding the reporting date :

- The Company has not issued any shares without payment being received in cash.
- The Company has not issued any bonus shares.
- The Company has not undertaken any buyback of shares.

Promoters' shareholding

₹ in Lacs

Particulars	As at 31 March 2022		
	No. of shares	% of shareholding	% change during the year
S. B. Reshellers Pvt. Ltd.	54.10	38.29%	-
Sachin Rajendra Shirgaokar	7.40	5.24%	-
Sohan Sanjeev Shirgaokar	1.20	0.85%	-
Vendavagali Srinivasa Reddy	15.10	10.69%	-

Promoters' shareholding

₹ in Lacs

Particulars	As at 31 March 2021		
	No. of shares	% of shareholding	% change during the year
S. B. Reshellers Pvt. Ltd.	54.10	38.29%	-
Sachin Rajendra Shirgaokar	7.40	5.24%	-
Sohan Sanjeev Shirgaokar	1.20	0.85%	-
Vendavagali Srinivasa Reddy	15.10	10.69%	-

Promoters' shareholding

₹ in Lacs

Particulars	As at 1 April 2020		
	No. of shares	% of shareholding	% change during the year
S. B. Reshellers Pvt. Ltd.	54.10	38.29%	-
Sachin Rajendra Shirgaokar	7.40	5.24%	-
Sohan Sanjeev Shirgaokar	1.20	0.85%	-
Vendavagali Srinivasa Reddy	15.10	10.69%	-

NOTE 10: OTHER EQUITY

₹ in Lacs

Particulars	As at 31-03-2022	As at 31-03-2021	As at 01-04-2020
GENERAL RESERVE			
Opening Balance	-	-	-
Add : Transferred from Retained earnings	-	-	-
SECURITY PREMIUM	2,255.72	2,255.72	2,255.72
RETAINED EARNINGS	(252.34)	(366.96)	(672.74)
Opening Balance	(366.96)	(672.74)	(929.62)
	-	-	-
Add : Profit for the period	142.81	317.58	332.78
Add : Other Comprehensive income (Loss)	(28.19)	(11.80)	-
	114.62	305.78	332.78
Less : Appropriations	-	-	-
Transferred to General reserve	-	-	-
Final dividend	-	-	-
Tax on proposed dividend	-	-	-
Transition effect of Ind as 101	-	-	75.91
Total	2,003.38	1,888.76	1,582.98

Nature and purpose of other reserves
A. General reserve:

General reserve is created by setting aside amount from the Retained Earnings of the Company for general purposes which is freely available for distribution.

B. Securities Premium:

Securities premium is a premium collected above face value on issue of shares. The reserve can be utilised in accordance with the provisions of the Act.

Particulars	As at 31-03-2022	As at 31-03-2021	As at 01-04-2020
Security Premium	2,255.72	2,255.72	2,255.72
Total other reserves	2,255.72	2,255.72	2,255.72

NOTE 11: LONG-TERM BORROWINGS

₹ in Lacs

Particulars	Interest rate	As at 31/03/2022	As at 31/03/2021	As at 01/04/2020
TERM LOANS FROM BANKS, SECURED				
Term loan from Bank of Baroda - Term Loan I	BOB Base Rate + 3.00%	-	472.00	835.00
Term loan from Bank of Baroda - Term Loan II	BOB Base Rate + 3.00%	-	36.00	72.00
Term loan from Bank of Baroda - Term Loan III	BOB Base Rate + 3.00%	343.71	543.71	643.71
Term loan from Bank of Baroda - Term Loan IV	BOB Base Rate + 3.00%	146.35	174.35	-
Term loan from Bank of Baroda - Term Loan V (Foreign Currency Term Loan)	BOB Base Rate + 3.00%	525.08	492.80	-
Term loan from Bank of Baroda - Term Loan VI (Foreign Currency Term Loan)	BOB Base Rate + 3.00%	378.99	-	-
Working capital Term loan from Bank of Baroda - BGECL I	BRLLR +1%	636.00	636.00	-
Working capital Term loan from Bank of Baroda - BGECL II	BRLLR +1%	580.00	-	-
Term Loan from Indusind Bank	BOB Base Rate + 3.00%	578.82	-	-
Vehicle loan from ICICI Bank Ltd	ICICI Bank 11.01%	4.19	6.11	7.83
Vehicle loan from HDFC Bank Ltd	ICICI Bank 9.30%	-	3.51	9.11
Vehicle loan from ICICI Bank Ltd	HDFC CAR LOAN 9.30%	17.15	21.44	-
		3,210.27	2,385.92	1,567.65
Less: Current maturities of non current borrowings		733.72	935.31	506.33
Sub Total		2,476.56	1,450.61	1,061.31
TERM LOANS FROM FINANCIAL INSTITUTION, SECURED				
Vehicle loan from Toyota Financial Services India Ltd.		28.07	36.69	-
Sub Total		28.07	36.69	-
Less: Current maturities of non current borrowings		9.04	8.37	-
Sub Total		19.03	28.32	-
Total		2,495.59	1,478.93	1,061.31
UNSECURED DEPOSITS				
Deposits from Directors, Relatives of Directors and Companies		1,144.57	1,364.69	1,464.90
Sub Total		1,144.57	1,364.69	1,464.90
Less: Current maturities of non current borrowings		390.00	16.27	32.21
Sub Total		754.57	1,348.42	1,432.69
PREFERENCE SHARE CAPITAL		1,071.00	1,071.00	1,071.00
Total Long Term Borrowings		4,321.16	3,898.35	3,565.00

Out of above, guaranteed by Chairman and Managing Director, Joint Managing Director and Executive Director

Term Loan - I from Bank of Baroda (BOB) is obtained for Capex on Plant & Machine. Hypothecation of plant & machineries, shed materials & equitable mortgage of factory land, building at Kagal location; and collateral charge over the current assets; Entire amount has been personally guaranteed, jointly and severally, by Chairman and Managing Director, Jt. Managing Director, Executive Director and Corporate Guarantee by S.B.Reshellers Pvt. Ltd. Bank of Baroda had issued sanction letter on 08.04.2020 and subsequently issued sanction letter dated 13.07.2020. This loan is fully repaid on 31.03.2022 and also satisfaction of charge of above assets is registered with ROC.

Term Loan - II from Bank of Baroda (BOB) is obtained for construction of Administrative building and purchase of indigenous machinery & movable fixed assets. Hypothecation of plant & machineries, shed materials & equitable mortgage of factory land, building at Kagal location; and collateral charge over the current assets; Entire amount has been personally guaranteed, jointly and severally, by Chairman and Managing Director, Jt. Managing Director, Executive Director and Corporate Guarantee by S.B.Reshellers Pvt. Ltd. Bank of Baroda had issued sanction letter on 08.04.2020 and subsequently issued sanction letter dated 13.07.2020. This loan is fully repaid on 31.03.2022 and also satisfaction of charge of above assets is registered with ROC.

Term Loan - III from Bank of Baroda (BOB) is obtained for construction of factory building and purchase of machinery . Hypothecation of plant & machineries, shed materials & equitable mortgage of factory land, building at Kagal location; and collateral charge over the current assets; Entire amount has been personally guaranteed, jointly and severally, by Chairman and Managing Director, Jt. Managing Director, Executive Director and Corporate Guarantee by S.B.Reshellers Pvt. Ltd. Bank of Baroda had issued sanction letter on 08.04.2020 and subsequently issued sanction letter dated 13.07.2020. Accordingly, the loan is repayable in 20 quarterly instalments of Rs. 50 Lacs commencing from (25.08.2019) i.e. 6 months from date of first disbursement. last instalment is falling due on 25th Feb. 2024 subject to annual review.

Term Loan - IV from Bank of Baroda (BOB) is obtained for construction of additional factory building and purchase of machinery. Hypothecation of plant & machineries, Shed Materials & equitable mortgage of factory land, building at Kagal location; and collateral charge over the current assets; Entire amount has been personally guaranteed, jointly and severally, by Chairman and Managing Director, Jt. Managing Director, Executive Director and Corporate Guarantee by S.B.Reshellers Pvt. Ltd. Bank of Baroda had issued sanction letter on 08.04.2020 and subsequently issued sanction letter dated 13.07.2020. Accordingly, the loan is repayable in 24 quarterly instalments of Rs. 43 Lacs commencing from (31st May 2021) i.e. 9 months from date of first disbursement and 25th instalment of Rs. 44 Lacs. last instalment is falling due on 31st May 2027 subject to annual review.

Term Loan - V from Bank of Baroda (BOB) is obtained for purchase of indigenous machinery. Hypothecation of plant & machineries, Shed Materials & equitable mortgage of factory land, building at Kagal location; and collateral charge over the current assets; Entire amount has been personally guaranteed, jointly and severally, by Chairman and Managing Director, Jt. Managing Director, Executive Director and Corporate Guarantee by S. B. Reshellers Pvt. Ltd. Bank of Baroda had issued sanction letter on 08.04.2020 and subsequently issued sanction letter dated 13.07.2020. Accordingly, the loan is repayable in 25 quarterly instalments of Rs. 7 Lacs commencing from (31st May 2021) last instalment is falling due on 31st May 2027 subject to annual review.

Term Loan - VI from Indusind Bank Ltd is obtained for to meet capex requirement for factory building construction and Civil Work at C-18 Kagal Five Star MIDC Kolhapur and purchase of new plant and machinery. First PariPassu charge on entire (All) Fixed Assets(both present and future) of the company with Bank of Baroda and Second PariPassu Charge on Hypothication of entire current assets for value 809.00 Lakhs at Kagal location; and over the current assets; Entire amount has been personally guaranteed, jointly and severally, by Chairman and Managing Director, Jt. Managing Director, Executive Director. Indusind Bank issued sanction letter on 13.07.2021. Accordingly, the loan is repayable in 20 equal quarterly instalments commencing from 30th April, 2022 instalments of Rs.1.00 Crores & last instalment is falling due on 29 January 2027 subject to annual review.

Term Loan - AWCTL from Bank of Baroda (BOB) is obtained for additional working Capital term Loan in view of COVID 19 Crisis as a special case, to built up current assets for Working Capital requirement /To meet out liquidity mismatch/ To use for other business requirement, addition to existing Primary & Collateral Security of factory land, building at C-18 MIDC Kagal location; and collateral charge over the current assets; Bank of Baroda had sanctioned working Capital loan account of the Company and issued sanction letter Dt. 19.03.2021. Accordingly, the loan is repayable in 35 Monthly instalments of Rs. 17.60 Lacs and 1 installment of Rs.20.00Lakh commencing from (30th April 2022) last instalment is falling due on 31st May 2025 subject to annual review.

Term Loan - WCTL(Working Capital Term Loan) under -BGECL 1.0-EXTENSION SCHEME from Bank of Baroda (BOB) is obtained for additional working Capital term Loan in view of COVID 19 Crisis as a special case, to meet out liquidity mismatch/ To use for other business requirement, addition to existing Primary & Collateral Security of factory land, building at C-18 MIDC Kagal location; and collateral charge over the current assets; Bank of Baroda had sanctioned working Capital loan account of the Company and issued sanction letter Dt. 10.12.2021. Accordingly, the loan is repayable in 36 Monthly instalments of Rs. 16.12 Lacs and 1 installment of Rs.15.80Lakh commencing from (31st Dec 2023) last instalment is falling due on 30th Nov 2026 subject to annual review.

Vehicle Loan from HDFC Bank Ltd. is secured by hypothecation of Vehicles, which is repayable in 60 monthly instalments and last instalment is falling due on 7th October 2021. Rate of Interest 9.30% p.a. This loan is fully repaid on 07.10.2021 and also staisfaction of charge of above assets is registered with ROC.

Vehicle Loan from ICICI Bank Ltd. is secured by hypothecation of Vehicles, which is repayable in 60 monthly instalments and last instalment is falling due on 1st February 2024. Rate of Interest 9.30% p.a.

Vehicle Loan from ICICI Bank Ltd. is secured by hypothecation of Vehicles, which is repayable in 60 monthly instalments and last instalment is falling due on 15th July 2025. Rate of Interest 8.30% p.a.

Vehicle Loan from Toyota Financial Services India Ltd. is secured by hypothecation of Vehicles, which is repayable in 48 monthly instalments and last instalment is falling due on 10th February 2025. Rate of Interest 7.66% p.a.

Unsecured Loans:-Deposits accepted during the year from Directors, relatives of Directors and Companies and are repayable on maturity @ 11% p.a.interest. (Previous Year 11% p.a.)

Net Debt Reconciliation

This section sets out an analysis of net debt and the movements in net debt for the year ended March 31, 2022

₹ in Lacs

Particulars	As at 31-03-2022	As at 31-03-2021	As at 01-04-2020
Cash and Cash Equivalents	8.62	215.91	209.97
Non-Current Borrowings	(4,321.16)	(3,898.35)	(3,565.00)
Current Borrowings	(3,919.07)	(3,689.09)	(2,329.76)
Total	(8,231.61)	(7,371.52)	(5,684.79)

₹ in Lacs

Particulars	Cash & Cash Equivalents	Borrowings	Total
Net Debt As on April 1, 2020	209.97	5,894.76	5,684.79
Cash Flows	5.94	1,842.59	1,836.65
Foreign Exchange Adjustment			-
Interest paid		994.18	994.18
Interest and Other Expenses		(1,144.10)	(1,144.10)
Net Debt As on March 31, 2021	215.91	7,587.43	7,371.52
Cash Flows	(207.29)	690.60	897.89
Foreign Exchange Adjustment			-
Interest paid		1,111.97	1,111.97
Interest and Other Expenses		(1,149.77)	(1,149.77)
Net Debt As on March 31, 2022	8.62	8,240.23	8,231.61

Disclosure pertaining to Preference share capital

Authorised share capital - Preference shares of Rs 100 each

₹ in Lacs

Particulars	No. of shares	Amount
At 1 April 2020	13.00	1,300.00
Increase/(decrease) during the year	-	-
At 31 March 2021	13.00	1,300.00
Increase/(decrease) during the year	-	-
At 31 March 2022	13.00	1,300.00

Issued and subscribed share capital Preference shares of Rs 100 each ₹ in Lacs

Particulars	No. of shares	Amount
As at 1 April 2020	10.71	1,071.00
Changes during the year	-	-
As at 31 March 2021	10.71	1,071.00
Changes during the year	-	-
As at 31 March 2022	10.71	1,071.00

Each Share shall confer on the holders thereof, the right to a fixed preferential dividend from the date of allotment, at a rate of 10%, on the capital for the time being paid up or credited as paid up thereon. With effect from April 1, 2019 Preference Shares class was changed from Non - cumulative to Cumulative. Each share has priority to the equity share of the company, but shall not confer any further or other right to participate either in profits or assets of the Company. The shares are redeemable at any time after completion of one year but within twenty years from the date of allotment. As per Section 47 of The Companies Act, if the dividend in respect of a class of preference shares has not been paid for a period of two years or more, such class of preference shareholders shall have a right to vote on all the resolutions placed before the company.

Number of Shares held by each shareholder holding more than 5% Shares in the Company ₹ in Lacs

Name of the Shareholder	As At 31 March 2022		As at 31 March 2021		As at 1 April 2020	
	No. of shares	% of share-holding	No. of shares	% of share-holding	No. of shares	% of share-holding
S. B. Reshellers Pvt. Ltd.	5.96	55.65%	596,000	55.65%	596,000	55.65%
The Ugar Sugar Works Ltd	4.75	44.35%	475,000	44.35%	475,000	44.35%

Reconciliation of Share Capital ₹ in Lacs

Name of the Shareholder	As At 31 March 2022		As at 31 March 2021		As at 1 April 2020	
	No. of shares	% of share-holding	No. of shares	% of share-holding	No. of shares	% of share-holding
Number of shares outstanding as at the beginning of the year	10.71	1,071.00	10.71	1,071.00	10.71	1,071.00
Add: No. of shares issued during the year	-	-	-	-	-	-
Less: Number of shares redeemed during the year	-	-	-	-	-	-
Number of shares outstanding as at the end of the year	10.71	1,071.00	10.71	1,071.00	10.71	1,071.00

Promoters' shareholding ₹ in Lacs

Name of Promoter Shareholder	As at 31 March 2022		
	No. of shares	% of share- holding	% change during the year
S. B. Reshellers Pvt. Ltd.	5.96	55.65%	-

Promoters' shareholding ₹ in Lacs

Name of Promoter Shareholder	As at 31 March 2021		
	No. of shares	% of share- holding	% change during the year
S. B. Reshellers Pvt. Ltd.	5.96	55.65%	-

Promoters' shareholding
₹ in Lacs

Name of Promoter Shareholder	As at 1 April 2020		
	No. of shares	% of share- holding	% change during the year
S. B. Reshellers Pvt. Ltd.	5.96	55.65%	-

NOTE 12: OTHER FINANCIAL LIABILITIES
₹ in Lacs

Particulars	As at 31-03-2022	As at 31-03-2021	As at 01-04-2020
Deposits from customers and others	0.12	0.12	0.12
Preference Dividend Payable	321.30	214.20	107.10
Total	321.42	214.32	107.22

Notes :

- Other financial liabilities are measured at amortised cost
- For explanations on the Company's Interest risk, Foreign currency risk and liquidity risk management processes, refer to Note 37A

NOTE 13: LONG-TERM PROVISIONS
₹ in Lacs

Particulars	As at 31-03-2022	As at 31-03-2021	As at 01-04-2020
Provision for leave encashment	60.93	44.30	37.44
Provision for gratuity	-	-	-
Other provisions	-	-	-
Total	60.93	44.30	37.44

NOTE 14: DEFERRED TAX LIABILITY (NET)
₹ in Lacs

Particulars	As at 31-03-2022	As at 31-03-2021	As at 01-04-2020
Deferred Tax Assets	(43.27)	111.06	418.55
Provision for Doubtful debts & advances	22.01	2.20	-
Long term provisions	-	52.94	183.39
Disallowances u/s 43 B of Income Tax Act	35.62	41.23	-
Unabsorbed Depreciation	-	124.40	370.88
Carried Forward Loss	44.16	-	26.77
Total	101.79	220.77	581.03
Less : Deferred Tax Liability	(145.06)	(109.71)	(162.48)
Depreciation	(137.98)	(109.71)	(162.48)
Ind AS impact on borrowings	(7.08)	-	-
Total	(43.27)	111.06	418.55

1. Reconciliation of deferred tax Liabilities (Net)

Particulars	As at 31/03/2022	As at 31-03-2021
Opening balance as of 1 April	(111.06)	(418.55)
Tax income/(expense) during the year recognised in profit or loss	163.81	311.45
Tax income/(expense) during the year recognised in OCI	(9.48)	(3.97)
Closing balance as at 31 March	43.27	(111.06)

2. The Company offsets tax assets and liabilities if and only if it has a legally enforceable right to set off current tax assets and current tax liabilities and the deferred tax assets and deferred tax liabilities relate to Income taxes levied by the same tax authority.

3. There is no change in the applicable tax rate of 25.168% compare to the previous year (31 March 2021: 25.168%) and (01 April 2020: 25.168%)

Particulars	As at 31/03/2022 (12 Months)	As at 31-03-2021 (12 Months)	As at 01/04/2020 (12 Months)
Unused tax losses for which no Deferred Tax Assets have been recognised-Long Term capital loss on sale of Mutual Fund units	-	-	-
Potential Tax benefit	-	-	-

2. The Company offsets tax assets and liabilities if and only if it has a legally enforceable right to set off current tax assets and current tax liabilities and the deferred tax assets and deferred tax liabilities relate to income taxes levied by the same tax authority.

3. During the year ended 31 March 2021 and 31 March 2020, the Company has paid dividend to its shareholders. This has resulted in payment of dividend distribution tax (DDT) to the taxation authorities. The Company believes that dividend distribution tax represents additional payment to taxation authority on behalf of the shareholders. Hence dividend distribution tax paid is charged to equity.

4. There is no change in the applicable tax rate of 25.168% compared to the previous year (31 March 2021:25.168%)

5. The unused tax losses were incurred by the company on sale on Long term units of Mutual Fund in which company is not likely to generate taxable income in the foreseeable future. The losses can be carried forward as per the provisions of Income TaxAct .

NOTE 15: BORROWINGS
Interest bearing borrowings from Banks

₹ in Lacs

Particulars	As at 31-03-2022	As at 31-03-2021	As at 01-04-2020
Interest bearing borrowings from Banks			
Cash credit	1,485.36	2,273.67	1,791.21
Packing Credit	276.06	-	-
Bills Payable	1,024.89	455.47	-
Sub Total	2,786.31	2,729.14	1,791.21
Current Maturities of Long Term Debt- Secured			
From Banks	733.72	935.31	506.33
From Others	399.04	24.64	32.22
Sub Total	1,132.76	959.95	538.55
Aggregate secured borrowings	3,529.07	3,672.82	2,297.55
Aggregate unsecured borrowings	390.00	16.27	32.21
Total	3,919.07	3,689.09	2,329.76

1. Borrowings are measured at amortised cost.
2. Cash Credit from Bank of Baroda is secured against Hypothecation of stock, book debts, current and future, and collateral security in nature of equitable mortgage of factory land and building and extended charge on Plant and Machineries of the Company. Entire amount has been personally guaranteed, jointly and severally, by Managing Director, Jt. Managing Director, Executive Director and Corporate Guarantee by S.B.Reshellers Pvt. Ltd. The cash credit is repayable on demand and carries rate of interest at MCLR+3.25% p.a.
3. There is no continuing default, as at the balance sheet date, in repayment of any of the above loans & interest thereon.
4. For explanations on the company's Interest risk, foreign currency risk and liquidity risk management processes, refer to Note 37 A.

NOTE 16: TRADE AND OTHER PAYABLES

₹ in Lacs

Particulars	As at 31-03-2022	As at 31-03-2021	As at 01-04-2020
Acceptances	1,041.49	924.35	622.48
Due to micro, small and medium enterprises	54.06	33.31	165.08
Due to other than micro, small and medium enterprises	5,380.15	4,692.85	4,099.04
Total	6,475.70	5,650.51	4,886.60

1. Trade and other payables are measured at amortised cost.
2. For explanations on the Company's Foreign currency risk and liquidity risk management processes, refer to Note 37 A

Disclosure requirement for Current Trade payables

₹ in Lacs

Particulars	Outstanding for following periods from due date of payment				
	Less Than 1 year	1-2 Years	2-3 Years	More than 3 years	Total
As at 31st March 2022					
1. MSME	54.06	-	-	-	54.06
2. Acceptances	1,041.49	-	-	-	1,041.49
3. Others					
a) external parties	5,220.22	2.30	-	-	5,222.52
b) related parties	157.63	-	-	-	157.63
4. Disputed Dues – MSME	-	-	-	-	-
5. Dispute Dues - Others	-	-	-	-	-
Total	6,473.40	2.30	-	-	6,475.70
As at 31st March 2021					
1. MSME	33.32	-	-	-	33.32
2. Acceptances	924.35	-	-	-	924.35
3. Others					
a) external parties	4,530.22	11.83	-	-	4,542.05
b) related parties	150.79	-	-	-	150.79
4. Disputed Dues – MSME	-	-	-	-	-
5. Dispute Dues - Others	-	-	-	-	-
Total	5,638.68	11.83	-	-	5,650.51
As at 1st April 2020					
1. MSME	165.08	-	-	-	165.08
2. Acceptances	622.48	-	-	-	622.48
3. Others					
a) external parties	4,060.26	2.89	-	-	4,063.15
b) related parties	35.89	-	-	-	35.89
4. Disputed Dues – MSME	-	-	-	-	-
5. Dispute Dues - Others	-	-	-	-	-
Total	4,883.71	2.89	-	-	4,886.60

Terms and conditions of the above Trade payables:

Trade payables including related parties are non-interest bearing and having average term of 6 months except retention money payable.

NOTE 17: OTHER FINANCIAL LIABILITIES (CURRENT)

₹ in Lacs

Particulars	As at 31-03-2022	As at 31-03-2021	As at 01-04-2020
Interest accrued but not due on borrowings	-	69.30	26.48
Payable for capital purchases	-	-	-
To MSME	0.78	5.99	23.10
To Others	225.96	231.74	220.40
Employee benefits payable	115.91	110.16	161.04
Security Deposits of Civil Contractors	16.33	25.66	19.57
Foreign Currency Swap (MTM Liability)	7.43	-	-
Other financial liabilities	216.71	187.47	181.34
	-	-	-
Total	583.12	630.32	631.93

- Other financial liabilities are measured at amortised cost.
- For explanations on the Company's Interest risk, Foreign currency risk and liquidity risk management processes, refer to Note 37 A

NOTE 18: OTHER CURRENT LIABILITIES

₹ in Lacs

Particulars	As at 31-03-2022	As at 31-03-2021	As at 01-04-2020
Advance from Customers	179.14	18.92	73.93
Statutory dues including provident fund and tax deducted at source	35.43	33.50	27.85
Deferred revenue on Government Grant	-	42.30	-
Total	214.57	94.72	101.78

NOTE 19: SHORT-TERM PROVISIONS

₹ in Lacs

Particulars	As at 31-03-2022	As at 31-03-2021	As at 01-04-2020
Provision for employee benefits	5.87	5.59	5.20
Provision for gratuity	-	-	-
Provision for leave encashment	28.47	-	-
Other Provision	-	-	-
Provision for Warranty	62.51	5.77	7.80
Total			

Particulars
1. Employee benefits obligations
a. Gratuity

The Company provides gratuity for employees as per the Gratuity Act, 1972. Employees who are in continuous service for a period of five years are eligible for gratuity. The amount of gratuity is payable on retirement or termination whichever is earlier. The level of benefits provided depends on the member's length of service and salary at retirement age. The gratuity plan is funded plan.

b. Compensated absences

The leave obligation cover the Company's liability for earned leaves.

2 Others

- Warranty is given to customers at the time of sale of castings manufactured. In case of subsequent casting rejections the same are rectified / replaced based on mutual discussion with customers.

Movement of warranty provision :
Rs. in Lacs

Particulars	Amounts
At 1 April 2020	-
Arising during the year	-
Utilised	-
Unused amount reversed	-
At 31 March 2021	-
Arising during the year	28.47
Utilised	-
Unused amount reversed	-
At 31st March 2022	28.47

₹ in Lacs

Particulars	As at 31/03/2022	As at 31/03/2021	As at 01/04/2020
As at 1 April	-	-	-
Availed during the year	-	-	-
Released to statement of profit and loss	-	-	-
As at 31 March	-	-	-

NOTE 20 : REVENUE FROM OPERATIONS
₹ in Lacs

Particulars	31-03-2022	31-03-2021
Sale of products	-	-
Windmill Castings	20,691.91	14,549.10
Other Castings	6,779.73	4,747.34
Service Charges	-	-
Sale of services	15.12	3.34
Total sales and services	27,486.76	19,299.78
Operating income	-	-
Sale of Pattern	771.89	200.75
Export Incentive	58.77	330.16
Sale of Scrap	59.85	54.12
Government grant income	-	21.49
Total	890.51	606.52

NOTE 21 : OTHER INCOME
₹ in Lacs

Particulars	31-03-2022	31-03-2021
Interest	-	-
On Bank Deposits	9.52	8.61
On Income Tax Refund and on VAT refund	17.89	0.28
Net foreign currency exchange gain on transactions	56.26	72.94
Gain on disposal of property, plant and equipment	30.75	4.24
Total	114.42	86.07

NOTE 22: COST OF RAW MATERIALS CONSUMED
₹ in Lacs

Particulars	31-03-2022	31-03-2021
Raw materials consumed	12,151.28	7,510.34
Pattern Material Consumed	639.48	167.54
	-	-
Total	12,790.76	7,677.88

NOTE 23 : CHANGES IN INVENTORIES OF FINISHED GOODS, WORK-IN-PROGRESS
₹ in Lacs

Particulars	31-03-2022	31-03-2021
Opening inventory (A)		
Work-in-process	3,120.81	2,546.83
Finished goods	148.46	254.31
Finished goods in Transit	97.03	22.32
Traded goods	-	-
	3,366.30	2,823.46
Closing Inventory (B)		
Work-in-process	3,227.55	3,120.81
Finished goods	188.46	148.46
Finished goods in Transit	415.63	97.03
Traded goods	-	-
	3,831.64	3,366.30
Changes in inventory (A - B)	(465.34)	(542.84)

NOTE 24 : EMPLOYEE BENEFITS EXPENSE
₹ in Lacs

Particulars	31-03-2022	31-03-2021
Salaries, wages, bonus	1,042.56	980.07
Wages Contract Labour	1,163.98	968.31
Gratuity (Refer Note 35)	17.67	15.30
"Contribution to provident and other funds (Refer Note 35)"	50.65	48.48
Welfare and training expenses	65.53	43.12
Total	2,340.39	2,055.28

NOTE 25: FINANCE COSTS
₹ in Lacs

Particulars	31-03-2022	31-03-2021
Interest on Term Loan, CC and Bill discounting	866.14	757.45
Preference Dividend on Redeemable Preference Shares	107.10	107.10
Interest expense - others	65.90	110.81
Other borrowing cost		
Bank Commission & Charges	110.63	168.74
Total	1,149.77	1,144.10

NOTE 26 : DEPRECIATION AND AMORTIZATION EXPENSE
₹ in Lacs

Particulars	31-03-2022	31-03-2021
Depreciation and amortization expense		
Depreciation on Property, Plant and Equipment	1,014.46	801.11
Depreciation on Investment properties	-	-
Amortization of Intangible assets	49.47	49.38
Amount written off against leasehold land	-	-
	-	-
Total	1,063.93	850.49

NOTE 27: OTHER EXPENSES

₹ in Lacs

Particulars	31-03-2022	31-03-2021
Manufacturing expenses		
Stores and Spares consumed	3,535.48	2,404.47
Power and fuel	2,510.18	2,029.09
Machinery spares	82.72	81.15
Repairs to machinery	18.54	43.39
Repairs to Building	5.56	5.32
Repairs to Others	39.24	24.30
Outside Labour Charges	3,496.07	2,444.10
Labour charges	-	-
Cost of services	-	-
Others manufacturing expenses	121.70	59.79
Selling expenses		
Freight outward	832.70	629.91
Packing and forwarding	255.73	198.93
Provision for Warranty	8.82	24.11
Provision for doubtful debts	78.71	8.75
Sales Rebate	1.62	34.72
Administration expenses		
Rent	56.63	62.42
Rates and taxes	49.87	35.67
Insurance	19.57	19.57
Repairs to building	-	-
Other repairs and maintenance	23.53	26.36
Travelling and conveyance	31.97	26.18
Communication expenses	8.64	7.58
Printing and stationery	3.40	2.59
Professional charges	33.86	52.59
Auditor's remuneration		
Statutory Audit Fees	2.55	2.55
Tax Audit Fees	0.30	0.30
Limited Review Fees	0.45	0.45
Certification Charges	1.16	1.84
Reimbursement of Expenses	0.08	0.10
Spend on CSR activities (Refer Note 40)	12.00	9.65
Directors' Sitting Fees	2.85	4.50
Miscellaneous expenses	33.66	6.40
Staff & Guest Expenses	9.72	3.85
Garden Expenses	4.79	0.37
Security Charges	23.44	31.63
Total	11,305.55	8,282.63

NOTE 28 : Other comprehensive income not to be reclassified to profit or loss in subsequent periods:

₹ in Lacs

Particulars	31-03-2022	31-03-2021
Re-measurement gains / (losses) on defined benefit plans	(37.67)	(15.77)
Income tax effect on above	9.48	3.97
Total	(28.19)	(11.80)

Note No. 29 Employee Benefits :

Figures of the previous year have been regrouped wherever necessary.

i. Defined Contribution Plans:

Amount of Rs.17.67 Lakhs in F.Y: 2021-22 (Rs.15.30 lakhs in F.Y: 2020-21) is recognised as an expense and included in Employees benefits expense (Note-20 in the Statement of Profit and Loss.)

ii. Defined Benefit Plans:

a) The amounts recognised in Balance Sheet are as follows:Funded Plan ₹ in Lacs

Particulars	2021-22	2020-21
Current income tax:		
Current income tax charge	-	-
Adjustments in respect of current income tax of previous year	-	(104.20)
Deferred tax:		
Relating to origination and reversal of temporary differences	163.81	311.45
MAT Credit Entitlement	-	-
Income tax expense reported in the statement of profit or loss	163.81	207.25

(b) Other Comprehensive Income

Deferred tax related to items recognised in OCI during in the year: ₹ in Lacs

Particulars	2021-22	2020-21
Income tax charged to OCI	9.48	3.97

(c) Reconciliation of tax expense and the accounting profit multiplied by India's domestic tax rate for 31 March 2022 and 31 March 2021

Particulars	2021-22	2020-21
Accounting profit before tax	306.63	524.83
At statutory income tax rate of 25.168% (a)	77.17	132.09
Adjustments		
Preference Dividend Expense	26.95	26.95
Interest On MSME		1.32
Other Disallowance	59.68	46.89
Deferred tax impact other items		
Total (b)	86.64	75.17
Tax expenses at effective rate (a+b)	163.81	207.25
Total Tax expense as per books	163.81	207.25
The companies effective tax rates for the year ended 31st March 2022 and 31st March 2021 were	53.42%	39.49%

(2) Movement in deferred tax
(a) Deferred tax relates to the following: DTL/ (DTA)

₹ in Lacs

Particulars	31 March 2022	31 March 2021	01st April 2020
Property, plant and equipment (Depreciation)	137.98	109.71	162.48
Employee benefits - compensated absences	(35.62)	(41.23)	-
Provision for doubtful debts and advances	(22.01)	(2.20)	-
Carry Forward Loss	(44.16)	(124.40)	(397.65)
Others - (DTA)/DTL	7.08	(52.94)	(183.39)
Net deferred tax liabilities/(assets) other than MAT credit	43.27	(111.06)	(418.55)

₹ in Lacs

Particulars	2021-22	2020-21
Property, plant and equipment (Depreciation)	28.27	(48.81)
Employee benefits - compensated absences	5.62	(41.23)
Provision for doubtful debts and advances	(19.81)	(2.20)
Carry Forward Loss	80.24	273.24
Others - (DTA)/DTL	69.49	130.45
Deferred tax expense/(income)	163.81	311.45

₹ in Lacs

Reflected in balance sheet as	31 March 2022	31 March 2021	01 April 2020
Deferred tax asset	(101.79)	(220.77)	(581.03)
Deferred tax liability	145.06	109.71	162.48
(b) Matching with note 2(a) above	43.27	(111.06)	(418.55)
MAT credit entitlement	-	-	-
Net Deferred tax asset	43.27	(111.06)	(418.55)
Deferred tax expense/(income)		163.81	311.45

₹ in Lacs

Movement in current tax	31 March 2022	31 March 2021
Non Current tax (asset)/ liability as at beginning of period	(154.33)	(48.83)
Add: Additional provision during the year - Statement of Profit and loss account	-	(104.20)
(3) Refund Received during the year	151.22	4.05
Less : TDS credit of previous year	(62.93)	(5.35)
Current and Non Current tax (asset)/ liability as at end of period	(66.04)	(154.33)

₹ in Lacs

Reflected in balance sheet as	31 March 2022	31 March 2021
Provision for income tax	-	-
Current advance tax	-	(5.35)
Non- current advance tax (net of provision)	(66.04)	(148.98)
	(66.04)	(154.33)

30. Corporate information

Synergy Green Industries Limited (“the Company”) is a public limited Company incorporated in 2010, had listed on SME Platform of BSE & NSE. It has migrated from SME platform of BSE to main board and listed on NSE on 28th July 2021. Company has its corporate office situated at 392, E ward, Shahupuri, Kolhapur-416001 and the works is situated at Kagal - Hatkanangale Five Star Industrial Area, Kolhapur-416216.

The Company is engaged in the business of foundry i.e., manufacturing of wind turbine casting and other large precision castings. The Company started as a green filed foundry project during 2011 and entered in commercial operation in June 2012.

31. Statement of Compliance

In accordance with the notification issued by the Ministry of Corporate Affairs, the Company has adopted Indian Accounting Standards (referred to as “Ind AS”) notified under the Companies (Indian Accounting Standards) Rules, 2015 as amended with effect from April 1, 2020. Previous period figures have been restated to Ind AS. In accordance with Ind AS 101 First-time Adoption of Indian Accounting Standards, the Company has presented a reconciliation from the presentation of financial statements under Accounting Standards notified under the Companies (Accounting Standards) Rules, 2006 (“Previous GAAP”) to Ind AS of Shareholders’ equity as at March 31, 2021 and April 1, 2020 and of the Total comprehensive income for the year ended March 31, 2021. An explanation of how the transition to Ind AS has affected the reported balance sheet and profit or loss of the company is provided in Note 42. These financial statements have been prepared in accordance with Ind AS, as notified under the Companies (Indian Accounting Standards) Rules, 2015 as amended read with Section 133 of the Companies Act, 2013 (the “Act”).

32. Significant accounting policies
32.1. Basis of preparation

The financial statements have been prepared in accordance with Indian Accounting Standards (“Ind AS”) as issued under the Companies (Indian Accounting Standards) Rules, 2015 The financial statements were authorized for issue by the Board of Directors as on 20th May 2022.

32.2. Basis of measurement

The financial statements have been prepared on historical cost basis, except for the following items which are measured on alternative basis on each reporting date.

Item	Measurement Basis
Defined Benefit Obligation	Fair Value
Financial Instruments	Fair Value

Functional and presentation currency

These financial statements are presented in Indian Rupees (INR), which is the company’s functional currency. All financial information is presented in INR rounded to the nearest Lakhs except share and per share data, unless otherwise stated.

Exchange differences are recognized in the Statement of Profit and Loss except to the extent, exchange differences which are regarded as an adjustment to interest costs on foreign currency borrowings, are capitalized as part of borrowing costs.

32.3. Significant accounting judgments, estimates and assumptions

The preparation of financial statements in conformity with Ind AS requires the management to make judgments, estimates and assumptions that affect the reported amounts of revenue, expenses, current assets, non-current assets, current liabilities, non-current liabilities and disclosure of the contingent liabilities at the end of each reporting period. Although these estimates are based on management’s best knowledge of current events and actions, uncertainty about these assumptions and estimates could result in the outcomes requiring a material adjustment to the carrying value of assets or liabilities in future periods.

This note provides an overview of the areas that involve a higher degree of judgment or complexity, and of items which are more likely to be materially adjusted due to estimates and assumptions turning out to be different than those originally assessed.

Critical estimates and judgments

The areas involving critical estimates or judgments are:

1. Estimation of defined benefit obligation – Refer note 36

The cost of the defined benefit gratuity plan and the present value of the gratuity obligation are determined using actuarial valuations. An actuarial valuation involves making various assumptions that may differ from actual developments in the future. These include the determination of the discount rate; future salary increases and mortality rates. Due to the complexities involved in the valuation and its long-term nature, a defined benefit obligation is highly sensitive to changes in these assumptions. All assumptions are reviewed at each reporting date.

The parameter most subject to change is the discount rate. In determining the appropriate discount rate for plans operated in India, the management considers the interest rates of government bonds in currencies consistent with the currencies of the post-employment benefit obligation.

The mortality rate is based on publicly available mortality tables which tend to change only at interval in response to demographic changes. Future salary increases and gratuity increases are based on past historical average and future expectation of inflation rates.

Further details about gratuity obligations are given in Note 36.

2. Impairment of financial assets Refer note 31.10

The impairment provisions for financial assets disclosed are based on assumptions about risk of default and expected loss rates. The Company uses judgment in making these assumptions and selecting the inputs to the impairment calculation, based on the Company's past history, existing market conditions as well as forward looking estimates at the end of each reporting period.

3. Estimated useful life of intangible assets - Refer note 31.10 Intangible asset and amortization.

4. Deferred tax assets are recognized for all deductible temporary differences including the carry forward of unused tax credits and any unused tax losses. Deferred tax assets are recognized to the extent that it is probable that taxable profit will be available against which the deductible temporary differences, and the carry forward of unused tax credits and unused tax losses can be utilized.

Current versus non-current classification

The Company presents assets and liabilities in the balance sheet based on current/ non-current classification.

An asset is current when it is:

- Expected to be realised or intended to sold or consumed in normal operating cycle
- Held primarily for the purpose of trading
- Expected to be realised within twelve months after the reporting period, or
- Cash or cash equivalent unless restricted from being exchanged or used to settle a liability for at least twelve months after the reporting period

All other assets are classified as non-current.

A liability is current when:

- It is expected to be settled in normal operating cycle
- It is held primarily for the purpose of trading
- It is due to be settled within twelve months after the reporting period, or
- There is no unconditional right to defer the settlement of the liability for at least twelve months after the reporting period

The Company classifies all other liabilities as non-current. Deferred tax assets and liabilities are classified as non-current assets and liabilities.

32.4. Inventories

- Raw materials, components, stores and spares are valued at cost or net realizable value whichever is lower. Cost includes all cost of purchase and incidental expenses incurred in bringing the inventories to their present location and condition. Cost is ascertained using weighted average method.
- Work-in-process and finished goods are valued at cost or net realisable value whichever is lower. Cost includes direct materials, labour costs and a proportion of manufacturing overheads based on the normal operating capacity.
- Materials-in-transit are valued at actual cost incurred up to the date of balance sheet.

- Net realizable value is the estimated selling price in the ordinary course of business, less estimated costs of completion and the estimated costs necessary to make the sale.
- Runners and Risers are valued at replacement cost or net realisable value whichever is lower.
- The inventory of patterns purchased and held for sale is valued at lower of cost and net realizable value. The cost comprises of all the costs of purchases and other costs incurred in bringing the inventories to their present location and condition

32.5. Cash and short-term deposits

Cash and short-term deposits in the balance sheet comprise cash at banks and on hand and highly liquid short-term deposits with an original maturity of three months or less, which are subject to an insignificant risk of changes in value.

32.6. Property, plant and equipment

- **Recognition and measurement**

Items of property, plant and equipment are measured at cost of acquisition or construction less accumulated depreciation and/or accumulated impairment loss, if any. The cost of an item of property, plant and equipment comprises its purchase price, including import duties and other non-refundable taxes or levies and any directly attributable cost of bringing the asset to its working condition for its intended use; any trade discounts and rebates are deducted in arriving at the purchase price. Borrowing costs directly attributable to the construction of a qualifying asset are capitalised as part of the cost.

When parts of an item of property, plant and equipment have different useful lives, they are accounted for as separate items (major components) of property, plant and equipment.

Property, plant and equipment under construction are disclosed as capital work-in-progress.

Advances paid towards the acquisition of property, plant and equipment outstanding at each reporting date are disclosed under "Other non-current assets".

- **Subsequent cost**

The cost of replacing a part of an item of property, plant and equipment is recognised in the carrying amount of the item if it is probable that the future economic benefits embodied within the part will flow to the Company, and its cost can be measured reliably. The carrying amount of the replaced part is derecognized. The costs of the day-to-day servicing of property, plant and equipment are recognised in the statement of profit and loss as incurred.

- **Disposal**

An item of property, plant and equipment is derecognized upon disposal or when no future benefits are expected from its use or disposal. Gains and losses on disposal of an item of property, plant and equipment are determined by comparing the proceeds from disposal with the carrying amount of property, plant and equipment, and are recognised net within other income/expenses in the statement of profit and loss.

- **Depreciation**

Depreciation is calculated over the depreciable amount, which is the cost of an asset, or other amount substituted for cost, less its residual value. Depreciation is provided on the "Written Down value" Method, as per the useful life of assets prescribed in Part C of Schedule II of Companies Act, 2013, except "Tools and Equipment" which is depreciated using Straight Line Method (SLM).

Life of Dies and Moulds is taken as 8 years, Plant & Machinery is taken as 25 years & Tools & Equipment is taken as 4 years based on technical evaluation.

Depreciation on addition to assets or sale/disposal of assets is calculated pro rata from the date of put to use or up to the date of sale/disposal, as the case may be.

Depreciation is not calculated on capital work in progress until construction or installation is completed and the asset is when it is in the location and condition necessary for it to be capable of operating in the manner intended by management.

The useful lives of assets are reviewed by the management at each financial year end & revised, if appropriate. In case of a revision, the unamortized depreciable amount is charged over the revised useful life of asset

32.7. Intangible assets and amortization

- **Recognition and measurement**

Intangible assets are recognised when the asset is identifiable, is within the control of the Company, it is probable that the future economic benefits that are attributable to the asset will flow to the Company and cost of the asset can be reliably measured.

Intangible assets acquired by the Company that have finite useful lives are measured at cost less accumulated amortisation and any accumulated impairment losses. Intangible assets with indefinite useful lives are not amortised, but are tested for impairment annually, either individually or at the cash-generating unit level.

- **Subsequent measurement**

Subsequent expenditure is capitalised only when it increases the future economic benefits embodied in the specific asset to which it relates.

- **Amortisation**

Amortisation is calculated over the cost of the asset, or other amount substituted for cost, less its Intangible assets which consist of computer software is amortised over a period of three years.

32.8. Revenue recognition

Revenue from contracts with customers is recognised when control of the goods or services are transferred to the customer based on delivery terms i.e. when the customer is able to direct the use of the transferred goods or rendering of services and obtains substantially all of the remaining benefits at an amount that reflects the consideration entitled in exchange for those goods or services. The Company is generally the principal as it typically controls the goods or services before transferring them to the customer. The specific recognition criteria described below must also be met before revenue is recognised.

Sale of goods

Revenue from sale of goods is recognised when the significant control of the goods have passed to the buyer, usually when goods are dispatched or on delivery, as per the terms of sale. Revenue from the sale of goods is measured at the fair value of the consideration received or receivable, net of returns and allowances, trade discounts and volume rebates.

However, GST is not received by the Company on its own account. Accordingly, it is excluded from revenue.

Other income

Other income comprises of interest income, dividend income, foreign currency gain on financial assets and liabilities and export benefits.

Dividend income is recognised when the Company's right to receive the payment is established, which is in the year when shareholders approve the dividend.

Interest income is recognised as it accrues in the statement of profit and loss, using the effective interest method. Export benefits in the form of Duty Draw Back claims are recognised in the statement of profit and loss on the date that the Company's right to receive payment is established. The company presents interest income on financial assets at Fair Value through Profit & Loss separately from fair value changes on financials assets.

Income from services

Income from services is generally recognized on completion of performance of determinable significant act as per terms of specific contracts when no significant uncertainty exists regarding the amount of consideration that will be derived from the completion of said act.

32.9. Finance costs

Finance costs comprises of interest expense on borrowings, and foreign currency loss on financial assets and liabilities. Interest expenditure is recognised as it accrues in the statement of profit and loss, using the effective interest method.

32.10. Foreign currencies transactions

The financial statements are presented in INR, which is also the company's functional currency.

Transactions and balances

Transactions in foreign currencies are initially recorded at functional currency spot rates at the date the transaction first qualifies for recognition.

Monetary assets and liabilities denominated in foreign currencies are translated at the functional currency spot rates of exchange at the reporting date. Differences arising on settlement or translation of monetary items are recognised in profit or loss.

Non-monetary items that are measured in terms of historical cost in a foreign currency are translated using the exchange rates at the dates of the initial transactions. Non-monetary items measured at fair value in a foreign currency are translated using the exchange rates at the date when the fair value is determined. The gain or loss arising on translation of non-monetary items measured at fair value is treated in line with the recognition of the gain or loss on the change in fair value of the item (i.e. translation differences on items whose fair value gain or loss is recognised in OCI or profit or loss are also recognised in OCI or profit or loss, respectively).

Notes to Accounts

32.11. Employee Benefits Short Term Employee Benefits

All employee benefits payable wholly within twelve months of rendering the services, cost of bonus and short term compensated absences, leave travel allowance etc. are recognized in the period in which the employee renders the related service.

Post-Employment Benefits

Defined Contribution Plans

The Company's state governed provident fund scheme related and employee state insurance scheme are defined contribution plans. The contribution paid/payable under the scheme is recognized during the period in which the employee renders the related service.

Defined Benefit Plans

The employees' gratuity fund scheme is the Company's defined benefit plan. The present value of the obligation under such defined benefit plan is determined based on actuarial valuation using the Projected Unit Credit Method, which recognizes each period of service as giving rise to additional unit of employee benefit entitlement and measures each unit separately to build up the final obligation.

The obligation is measured at the present value of the estimated future cash flows. The discount rates used for determining the present value of the obligation under defined benefit plans, is based on the market yields on Government securities as at the balance sheet date, having maturity periods approximating to the terms of related obligations.

Remeasurements, comprising of actuarial gains and losses, the effect of the asset ceiling, excluding amounts included in net interest on the net defined benefit liability and the return on plan assets (excluding amounts included in net interest on the net defined benefit liability), are recognized immediately in the balance sheet with a corresponding debit or credit to retained earnings through OCI in the period in which they occur. Remeasurements are not reclassified to profit or loss in subsequent periods.

Gains or losses on the curtailment or settlement of any defined benefit plan are recognized when the curtailment or settlement occurs. Past service cost is recognized as expenses on a straight-line basis over the average period until the benefits become vested. Net interest is calculated by applying the discount rate to the net defined benefit liability or asset.

Long Term Employee Benefit

The obligation for long term employee benefits such as long term compensated absences is recognized in the same manner as in the case of defined benefit plans as mentioned above.

Accumulated leaves that are expected to be utilized within the next 12 months are treated as short term employee benefits.

32.12. Income Taxes Current income tax

The income tax expense or credit for the period is the tax payable on the current period's taxable income based on the applicable income tax rate for each jurisdiction adjusted by changes in deferred tax assets and liabilities attributable to temporary differences and to unused tax losses.

The current income tax charge is calculated on the basis of tax laws enacted or substantially enacted at the end of reporting period. Management periodically evaluates positions taken in tax returns with respect to situation in which applicable tax regulation is subject to interpretation. It establishes provisions where appropriate on the basis of amounts expected to be paid to the tax authorities.

Deferred tax

Deferred tax is provided using the balance sheet method on temporary differences between the tax bases of assets and liabilities and their carrying amounts for financial reporting purposes at the reporting date.

Deferred tax liabilities are recognised for all taxable temporary differences, except:

When the deferred tax liability arises from the initial recognition of goodwill or an asset or liability in a transaction that is not a business combination and, at the time of the transaction, affects neither the accounting profit nor taxable profit or loss.

Deferred tax assets are recognised for all deductible temporary differences, the carry forward of unused tax credits and any unused tax losses. Deferred tax assets are recognised to the extent that it is probable that taxable profit will be available against which the deductible temporary differences, and the carry forward of unused tax credits and unused tax losses can be utilised, except:

When the deferred tax asset relating to the deductible temporary difference arises from the initial recognition of an asset or liability in a transaction that is not a business combination and, at the time of the transaction, affects neither the accounting profit nor taxable profit or loss

The carrying amount of deferred tax assets is reviewed at each reporting date and reduced to the extent that it is no longer probable that sufficient taxable profit will be available to allow all or part of the deferred tax asset to be utilised. Unrecognised deferred tax assets are re-assessed at each reporting date and are recognised to the extent that it has become probable that future taxable profits will allow the deferred tax asset to be recovered.

Deferred tax assets and liabilities are measured at the tax rates that are expected to apply in the year when the asset is realised or the liability is settled, based on tax rates (and tax laws) that have been enacted or substantively enacted at the reporting date.

Deferred tax relating to items recognised outside profit or loss is recognised outside profit or loss. Deferred tax items are recognised in correlation to the underlying transaction either in OCI or directly in equity.

Deferred tax assets and deferred tax liabilities are offset if a legally enforceable right exists to set off current tax assets against current tax liabilities and the deferred taxes relate to the same taxable entity and the same taxation authority.

32.13. Provisions

A Provision is recognized when the Company has a present obligation as a result of a past event and it is probable that an outflow of resources is expected to settle the obligation, in respect of which a reliable estimate can be made.

If the effect of the time value of money is material, provisions are discounted using a current pre-tax rate that reflects, when appropriate, the risks specific to the liability. When discounting is used, the increase in the provision due to the passage of time is recognised as a finance cost.

Contingent liability is disclosed in case of:

- a) a present obligation arising from past events, when it is not probable that an outflow of resources will be required to settle the obligation.
- b) present obligation arising from past events, when no reliable estimate is possible
- c) a possible obligation arising from past events where the probability of outflow of resources is remote.

Contingent assets are neither recognized, nor disclosed. Provisions, contingent liabilities and contingent assets are reviewed at each Balance Sheet date.

32.14. Leases

Lease is a contract that provides to the customer (lessee) the right to use an asset for a period of time in exchange for consideration. A lessee is required to recognize assets and liabilities for all leases with a term that is greater than 12 months, unless the underlying asset is of low value, and to recognize depreciation of leased assets separately from interest on lease liabilities in the statement of Profit and Loss.

Initial Measurement

Right to use asset

At the commencement date, the Company measures the right-of-use asset at cost. The cost of the right of-use asset shall comprise:

- the amount of the initial measurement of the lease liability
- any lease payments made at or before the commencement date, less any lease incentives received;
- any initial direct costs incurred by the lessee; and
- an estimate of costs to be incurred by the lessee in dismantling and removing the underlying asset, restoring the site on which it is located or restoring the underlying asset the lease, unless those costs are incurred to produce inventories.

The lessee incurs the obligation for those costs either at the commencement date or as a consequence of having used the underlying asset during a particular period.

Lease liability

At the commencement date, the Company measures the lease liability at the present value of the lease payments that are not paid at that date. The lease payments are discounted using the interest rate implicit in the lease, if that rate can be readily determined. If that rate cannot be readily determined, the Company uses its incremental borrowing rate. Lease payments included in the measurement of the lease liability comprise the following payments:

- fixed payments (including in substance fixed payments), less any lease incentives receivable;
- variable lease payments that depend on an index or a rate, initially measured using the index or rate as at the commencement date;
- amounts expected to be payable by the Company under residual value guarantees;
- the exercise price of a purchase option if the Company is reasonably certain to exercise that option; and payments of penalties for terminating the lease, if the lease term reflects the lessee exercising an option to terminate the lease.

Subsequent measurement

Right to use asset

Subsequently the Company measures the right-of-use asset at cost less any accumulated depreciation and any Accumulated impairment losses.

Lease Liability

Subsequently the Company measures the lease liability by:

- increasing the carrying amount to reflect interest on the lease liability at the interest rate implicit in the lease, if that rate can be readily determined or the Company's incremental borrowing rate.
- reducing the carrying amount to reflect the lease payments made; and
- re-measuring the carrying amount to reflect any reassessment or lease modifications or to reflect revised in-substance fixed lease payments.

32.15. Impairment of non-financial assets

The company assesses at each balance sheet date whether there is any indication that an asset or cash generating unit (CGU) may be impaired. If any such indication exists, the company estimates the recoverable amount of the asset. The recoverable amount is the higher of an asset's or CGU's net selling price or its value in use. Where the carrying amount of an asset or CGU exceeds its recoverable amount, the asset is considered impaired and is written down to its recoverable amount and the reduction is treated as impairment loss and recognized in profit and loss account. If at any subsequent balance sheet date there is an indication that a previously assessed impairment loss no longer exists, the recoverable amount is reassessed and the asset is reflected at recoverable amount subject to a maximum of depreciated historical cost and is accordingly reversed in the profit and loss account.

32.16. Fair value measurement

The Company measures financial instruments such as Investments at fair value at each balance sheet date.

Fair value is the price that would be received to sell an asset or paid to transfer a liability in an orderly transaction between market participants at the measurement date.

The fair value measurement is based on the presumption that the transaction to sell the asset or transfer the liability takes place either:

- In the principal market for the asset or liability OR
- In the absence of a principal market, in the most advantageous market for the asset or liability.

The principal or the most advantageous market must be accessible by the Company.

The fair value of an asset or a liability is measured using the assumptions that market participants would use when pricing the asset or liability, assuming that market participants act in their economic best interest.

A fair value measurement of a non-financial asset takes into account a market participant's ability to generate economic benefits by using the asset in its highest and best use or by selling it to another market participant that would use the asset in its highest and best use.

The Company uses valuation techniques that are appropriate in the circumstances and for which sufficient data are available to measure fair value, maximising the use of relevant observable inputs and minimising the use of unobservable inputs.

All assets and liabilities for which fair value is measured or disclosed in the financial statements are categorized within the fair value hierarchy, described as follows, based on the lowest level input that is significant to the fair value measurement as a whole:

- Level 1 — Quoted (unadjusted) market prices in active markets for identical assets or liabilities.
- Level 2 — Valuation techniques for which the lowest level input that is significant to the fair value measurement is directly or indirectly observable.
- Level 3 — Valuation techniques for which the lowest level input that is significant to the fair value measurement is unobservable.

For assets and liabilities that are recognised in the financial statements on a recurring basis, the Company determines whether transfers have occurred between levels in the hierarchy by reassessing categorization (based on the lowest level input that is significant to the fair value measurement as a whole) at the end of each reporting period.

The Company's management determines the policies and procedures for both recurring fair value measurement, such as derivative instruments and unquoted financial assets measured at fair value.

External valuation experts are involved for valuation of significant assets and liabilities. Involvement of external valuation experts is decided upon annually by the management.

32.17. Financial instruments

A financial instrument is any contract that gives rise to a financial asset of one entity and a financial liability or equity instrument of another entity.

Financial assets

Initial recognition and measurement

All financial assets are recognised initially at fair value. Purchases or sales of financial assets that require delivery of assets within a time frame established by regulation or convention in the market place (regular way trades) are recognised on the trade date, i.e., the date that the Company commits to purchase or sell the asset.

Subsequent measurement

For purposes of subsequent measurement, financial assets are classified in three categories:

- 1) amortised cost
- 2) fair value through other comprehensive income (FVTOCI)
- 3) fair value through profit or loss (FVTPL)

Derecognition

The Company derecognises a financial asset when the contractual rights to the cash flows from the financial asset expire, or it transfers the rights to receive the contractual cash flows in a transaction in which substantially all of the risks and rewards of ownership of the financial asset are transferred or in which the company neither transfers nor retain substantially all of the risks and rewards of ownership and it does not retain control of the financial asset.

Impairment of financial asset

Company applies expected credit loss (ECL) model for measurement and recognition of impairment loss on the following financial assets and credit risk exposure:

- 1) Financial assets measured at amortised cost
- 2) Financial assets measured at FVOCI, except investments in equity instruments designated as such by the Company.
- 3) Trade receivables

The company follows 'simplified approach' for recognition of impairment loss allowance on trade receivables.

The application of simplified approach does not require the company to track changes in credit risk. Rather, it recognises impairment loss allowance based on lifetime ECLs at each reporting date, right from its initial recognition. For recognition of impairment loss on other financial assets and risk exposure, the company determines that whether there has been a significant increase in the credit risk since initial recognition. If credit risk has not increased significantly, 12-month ECL is used to provide for impairment loss. However, if credit risk has increased significantly, lifetime ECL is used.

Financial liabilities

Initial recognition and measurement

The company initially recognises loans and advances and deposits on the date on which they are originated. All other financial instruments (including regular-way purchases and sales of financial assets) are recognised on the trade date, which is the date on which the company becomes a party to the contractual provisions of the instrument.

A financial asset or financial liability is measured initially at fair value, for an item not at fair value through profit or loss, transaction costs that are directly attributable to its acquisition or issue.

Derecognition

A financial liability is derecognised when the obligation under the liability is discharged or cancelled or expires. When an existing financial liability is replaced by another from the same lender on substantially different terms, or the terms of an existing liability are substantially modified, such an exchange or modification is treated as the derecognition of the original liability and the recognition of a new liability. The difference in the respective carrying amounts is recognised in the statement of profit or loss.

Offsetting of financial instruments

Financial assets and financial liabilities are offset and the net amount is reported in the consolidated balance sheet if there is a currently enforceable legal right to offset the recognised amounts and there is an intention to settle on a net basis, to realise the assets and settle the liabilities simultaneously.

Derivative Instruments –

Company uses derivative contracts to hedge its exposure against movements in foreign exchange rates. The use of derivative contracts is intended to reduce the risk or cost to the company. Derivative contracts are not used for trading or speculation purpose.

All derivatives are measured at fair value through the profit or loss unless they form part of a qualifying cash flow hedge, in which case the fair value is taken to reserves and released into the statement of profit and loss at the same time as the risks on the hedged instrument are recognised therein. Any hedge ineffectiveness will result in the relevant proportion of the fair value remaining in the statement of profit and loss. Fair values are derived primarily from discounted cash-flow models, option-pricing models and from third-party quotes. Derivatives are carried as assets when their fair values are positive and as liabilities when their fair values are negative. All hedging activity is explicitly identified and documented by the company.

32.18. Earnings per share

Basic earnings per share are calculated by dividing the net profit or loss for the period attributable to equity shareholders by the weighted average number of equity shares outstanding during the period as reduced by number of shares bought back, if any. The weighted average number of equity shares outstanding during the period is adjusted for events such as bonus issue, bonus element in a rights issue, share split, and reverse share split (consolidation of shares) that have changed the number of equity shares outstanding, without a corresponding change in resources.

For the purpose of calculating diluted earnings per share, the net profit or loss for the period attributable to equity shareholders and the weighted average number of shares outstanding during the period are adjusted for the effects of all dilutive potential equity shares.

32.19. Borrowing

Borrowings are initially recognised at fair value, net of transaction costs incurred. Borrowings are subsequently measured at amortised cost. Any difference between the proceeds (net of transaction costs) and the redemption amount is recognised in profit or loss over the period of the borrowings using the effective interest method. Fees paid on the establishment of loan facilities are recognised as transaction costs of the loan to the extent that it is probable that some or all of the facility will be drawn down. In this case, the fee is deferred until the draw down occurs. To the extent there is no evidence that it is probable that some or all of the facility will be drawn down, the fee is capitalised as a prepayment for liquidity services and amortised over the period of the facility to which it relates.

Borrowings are removed from the balance sheet when the obligation specified in the contract is discharged, cancelled or expired. The difference between the carrying amount of a financial liability that has been extinguished or transferred to another party and the consideration paid, including any non-cash assets transferred or liabilities assumed, is recognised in profit or loss as other gains/(losses).

Borrowings are classified as current liabilities unless the group has an unconditional right to defer settlement of the liability for at least 12 months after the reporting period. Where there is a breach of a material provision of a long-term loan arrangement on or before the end of the reporting period with the effect that the liability becomes payable on demand on the reporting date, the entity does not classify the liability as current, if the lender agreed, after the reporting period and before the approval of the financial statements for issue, not to demand payment as a consequence of the breach.

	Particulars	31 March 2022	31 March 2021
Note : 33	Contingent liabilitye		
	Other money for which the company is contingently liable for		
	i) Excise & Service Tax	12.20	12.34
	[Amount paid under protest Rs. 12.20 Lacs (Previous Year Rs.12.20 Lacs)]		
	ii) Goods & Service Tax	534.12	-
	[Amount paid under protest Rs. 26.90 Lacs. (Previous Year Nil)]		
		546.33	12.34
Note : 34	Commitments		
a)	Estimated amount of contracts remaining to be executed on capital account and not provided for (net of capital advances)	323.42	875.41
(b)	Other Commitments		
	i) EPCG License towards duty saved and interest thereon (Refer Note A below)	404.17	401.89
	ii) PSI Scheme 2007 towards exemption of stamp duty on mortgage (Refer Note B below)	17.89	16.88
	iii) PSI Scheme 2007 towards exemption of Electricity duty for a period of 15 years (Refer Note B below)	1,602.66	1,245.51
		2,348.14	2,539.69

Note A : EPCG License towards duty saved and interest thereon

- i Authorisation Holder shall be under obligation to export items as per details mentioned in this Authorisation. The Export Obligation shall be 6 times of the duty saved on import of Capital Goods on FOB basis within a period of 6 years (Block Years: 1st to 4th year (1st Block) - 50% and 5th to 6th year (2nd Block)- 50%) and shall be reckoned from the date of issue of this Authorisation.
- ii Authorization Holder shall also be required to maintain the past average level of exports [achieved by the EPCG applicant in the preceding three licensing years] for the same and similar products, as endorsed on this Authorisation for the entire export obligation period, including extended period, if any. This annual average Export Obligation is in addition to the FOB value of exports mentioned in Para 8 above

Note : 35 Employee Benefits :

i. Defined Contribution Plans:

Amount of Rs.50.65 Lakhs in F.Y: 2021-22 (Rs.48.48 lakhs in F.Y: 2020-21) is recognised as an expense and included in Employees benefits expense (Note-24 in the Statement of Profit and Loss.)

ii. Defined Benefit Plans:
a) The amounts recognised in Balance Sheet are as follows:Funded Plan
₹ in Lacs

	Particulars	31 March 2022 Gratuity Plan (Funded)	31 March 2021 Gratuity Plan (Funded)
A.	Amount to be recognised in Balance Sheet		
	Present Value of Defined Benefit Obligation at the end of period	185.19	123.93
	Less: Fair Value of Plan Assets at the end of period	157.02	123.75
	Amount to be recognised as liability or (asset)	28.17	0.19
B.	Amounts reflected in the Balance Sheet		
	Provisions	185.19	123.93
	Current asset	157.02	123.75
	Net Liability/(Asset) (Refer Note 19)	28.17	0.19

b) The amounts recognised in the Statement of Profit and Loss are as follows: Funded Plan
₹ in Lacs

	Particulars	31 March 2022 Gratuity Plan (Funded)	31 March 2021 Gratuity Plan (Funded)
1	Current Service Cost	18.55	16.29
2	Acquisition (gain)/ loss	-	-
3	Past Service Cost	-	-
4	Net Interest (income)/expenses	(0.88)	(0.99)
5	Actuarial Losses/(Gains)	-	-
6	Curtailement (Gain)/ loss	-	-
7	Settlement (Gain)/loss	-	-
8	Others	-	-
	Net periodic benefit cost recognised in the statement of profit & loss (refer note 24)	17.67	15.30

c) The amounts recognised in the statement of other comprehensive income (OCI) : Funded Plan
₹ in Lacs

	Particulars	31 March 2022 Gratuity Plan (Funded)	31 March 2021 Gratuity Plan (Funded)
1	Opening amount recognised in OCI outside profit and loss account	15.77	-
2	Remeasurements for the year - Obligation (Gain)/loss	37.78	15.42
3	Remeasurement for the year - Plan assets (Gain) / Loss	(0.12)	0.35
4	Total Remeasurements Cost / (Credit) for the year recognised in OCI	53.44	15.77
5	Less: Accumulated balances transferred to retained earnings	-	-
4	Total Remeasurements Cost / (Credit) for the year recognised in OCI (refer note 28)	37.67	15.77
	Closing balances (remeasurement (gain)/loss recognised OCI	53.44	15.77

d) The changes in the present value of defined benefit obligation representing reconciliation of opening and closing balances thereof are as follows: Funded Plan ₹ in Lacs

	Particulars	31 March 2022 Gratuity Plan (Funded)	31 March 2021 Gratuity Plan (Funded)
1	Balance of the present value of Defined benefit Obligation at the beginning period	123.93	89.44
2	Acquisition adjustment	-	-
3	Transfer in/ (out)	-	-
4	Interest expenses	7.84	5.97
5	Past Service Cost	-	-
6	Current Service Cost	18.55	16.29
7	Curtailement Cost / (credit)	-	-
8	Settlement Cost/ (credit)	-	-
9	Benefits paid	(2.92)	(3.19)
10	Remeasurements on obligation - (Gain) / Loss	37.78	15
	Present value of obligation as at the end of the period		
		185.19	123.93

e) Changes in the fair value of plan assets representing reconciliation of the opening and closing balances thereof are as follows: Funded Plan ₹ in Lacs

	Particulars	31 March 2022 Gratuity Plan (Funded)	31 March 2021 Gratuity Plan (Funded)
1	Fair value of the plan assets as at beginning of the period	127.28	86.84
2	Acquition adjustment	-	-
3	Transfer in/(out)	-	-
4	Interest income	8.72	6.96
5	Contributions	28.00	34.19
6	Benefits paid	(0.00)	(0.00)
7	Amount paid on settlement	-	-
8	Return on plan assets, excluding amount recognized in Interest Income - Gain / (Loss)	0.12	(0.00)
9	Mortality Charges and Taxes	(0.65)	(0.71)
10	Fair value of plan assets as at the end of the period	163.47	127.28

f) Net interest (Income) /expenses: Funded Plan ₹ in Lacs

	Particulars	31 March 2022 Gratuity Plan (Funded)	31 March 2021 Gratuity Plan (Funded)
1	Interest (Income) / Expense – Obligation	7.84	5.97
2	Interest (Income) / Expense – Plan assets	(8.72)	(6.96)
3	Net Interest (Income) / Expense for the year	(0.88)	(0.99)

g) Remeasurement for the year (Actuarial Gain/Loss)
₹ in Lacs

	Particulars	31 March 2022 Gratuity Plan (Funded)	31 March 2021 Gratuity Plan (Funded)
	Experience(Gain)/Loss on plan liabilities	(3.01)	11.37
	Demographic (Gain)/Loss on plan liabilities	9.59	-
	Financial (Gain)/Loss on plan liabilities	31.21	4.05
	Experience(Gain)/Loss on plan assets	(0.66)	0.04
	Financial (Gain)/Loss on plan assets	0.55	0.31

h) The broad categories of plan assets as a percentage of total plan assets of Employee's Gratuity Scheme are as under:
₹ in Lacs

	Particulars	Percentage 2021-22	Percentage 2020-21
1	Government Securities	0.00%	0.00%
2	High quality Corporate Bonds	0.00%	0.00%
3	Equity Shares of Listed companies	0.00%	0.00%
4	Property	0.00%	0.00%
5	Special Deposit Scheme	0.00%	0.00%
6	Funds managed by insurer	100.00%	100.00%
7	Others	0.00%	0.00%
	Grand Total	100%	100%

Basis used to determine the overall expected return

The net interest approach effectively assumes an expected rate of return on plan assets equal to the beginning of the year discount rate. Expected return of 6.40% in F.Y: 2021-22 (6.80% in F.Y: 2020-21) has been used for the valuation purpose.

i) The amounts pertaining to defined benefit plans are as follows:Funded Plan

Particulars	31 March 2022 Gratuity Plan (Funded)	31 March 2021 Gratuity Plan (Funded)
Defined Benefit Obligation	185.19	123.93
Plan Assets	157.02	123.75
(Surplus)/Deficit	28.17	0.19

Significant estimates
j) Principal actuarial assumptions at the balance sheet date (expressed as weighted averages)

- Discount rate as at 31-03-2022- 7.10% (6.40% in F.Y: 2020-21)
- Expected return on plan assets as at 31-03-2022 - 6.40% (6.80% in F.Y: 2020-21)
- Salary growth rate as at 31-03-2022: 7.00% (3.00% in F.Y: 2020-21)
- Attrition rate as at 31-03-2022: 10.62% (9.87% in F.Y: 2020-21)
- The estimates of future salary increase considered in actuarial valuation takes into account inflation, seniority, promotion and other relevant factors, such as supply and demand in the employment market.

k) General descriptions of defined plans:
1 Gratuity Plan:

The Company operates gratuity plan wherein every employee is entitled to the benefit equivalent to fifteen days salary last drawn for each completed year of service. The same is payable on termination of service or retirement whichever is earlier. The benefit vests after five years of continuous service.

2 Company's Pension Plan:

The company operates a Pension Scheme for specified ex-employees through a Employees family pension Scheme of 1971 notified by government. wherein the beneficiaries are entitled to defined monthly pension.

l) The Company has contributed Rs. 28 Lakhs to its gratuity fund in 2021-2022. The Company intends to fund Rs.28 Lakhs towards its gratuity plan in the year 2022-23.

m) Sensitivity analysis

Sensitivity analysis indicates the influence of a reasonable change in certain significant assumptions on the outcome of the Present value of obligation (PVO) and aids in understanding the uncertainty of reported amounts. Sensitivity analysis is done by varying one parameter at a time and studying its impact

	Change in assumption	Effect on Gratuity obligation As at 31 March 2022	Effect on Gratuity obligation As at 31 March 2021
1	Discount rate		
	Increase by 1% to 8.10%	168.93	114.20
	Decrease by 1% to 6.10%	204.15	135.12
2	Salary increase rate		
	Increase by 1% to 8.0%	202.09	134.11
	Decrease by 1% to 6.0%	170.36	114.91
3	Withdrawal rate		
	Increase by 1% to 9.0%	140.46	126.68
	Decrease by 1% to 7.0%	251.13	122.86

Average Duration

Weighted average duration of the plan (based on discounted cash flows using mortality, withdrawal rate and interest rate) is 4.40 years.

Expected Future Benefit Payments

The following benefits payments for each of the next five years and the aggregate five years thereafter, are expected to be paid:

Year Ending March 31	Expected Benefit Payment rounded to nearest Lakhs
2023	7.47
2024	7.06
2025	9.00
2026	68.99
2027	11.40
2028-2032	154.60

The above cashflows have been arrived at based on the demographic and financial assumptions mentioned above in point j.

Risk Exposure:

Provision of a defined benefit scheme poses certain risks, some of which are detailed here under, as companies take on uncertain long term obligations to make future benefit payments.

1. Liability Risk
 - a. Asset liability Mismatch Risk
 - b. Discount Rate Risk
 - c. Future Salary Escalation and Inflation Risk
2. Asset Risk

All plan assets are maintained in a trust fund managed by a public sector insurer viz; Life Insurance Corporation of India

Note 36: Related party disclosures
(A) Names of the related party and nature of relationship where control exists

There are no parties where control exists

(B) Names of the related party and nature of relationship

Sr. No.	Name of the related party	Nature of relationship
1	S.B. Reshellers Pvt. Ltd.	Enterprise having significant influence

(C) Names of the related parties with whom transactions have been entered into

Sr. No.	Name of the related party	Nature of relationship
I	Key Management Personnel	
1	Shri Sachin Rajendra Shirgaokar	Chairman & Managing Director (CMD)
2	Shri Sohan Sanjeev Shirgaokar	Joint Managing Director (Jt.MD)
3	Shri V. S. Reddy	Executive Director (Technical)
4	Shri. Rajendra Vinayak Shirgaokar	Chairman (Till 09-02-2021)
5	Shri Shishir Suresh Shirgaokar	Non Executive Director
6	Shri. Chandan Sanjeev Shirgaokar	Non Executive Director
7	Shri Suhas Bhalchandra Kulkarni	Chief Financial Officer
8	Shri Nilesh Mohan Mankar	Company Secretary
II	Relative of Key Management Personnel	
1	Sou. Laxmi Sachin Shirgaokar	Wife of CMD
2	Smt.Radhika Sanjeev Shirgaokar	Mother of Jt.MD
3	Ms. Shreya Sachin Shirgaokar	Daughter of CMD
4	Ms. Priya Sachin Shirgaokar	Daughter of CMD
III	Enterprises over which KMP or Relatives of KMP are able to Exercise significant influence	
1	V. S. Shirgaokar Enterprises LLP	CMD, Spouse of CMD, Father of CMD are Partners
2	D. M. Shirgaokar Enterprises LLP	CMD, Jt. MD are Partners
3	Suresh Shirgaokar Enterprises LLP	Brother of Jt. MD & Father of CMD are Partners
4	The Ugar Sugar Works Ltd.	Brother of Jt. MD is MD
5	Tara Tiles Pvt. Ltd.	CMD, Jt. MD are Directors
6	Shishir Shirgaokar Enterprise LLP	Jt. MD is Partner

(D) Disclosure of related parties transactions

Sr No	Nature of transaction/relationship/ major parties	2021-22		2020-21	
		Amount	Amount for Major parties	Amount	Amount for Major parties
1	Purchase of goods S. B. Reshellers Pvt. Ltd. The Ugar Sugar Works Limited	352.09	350.99 1.10	592.64	591.46 1.18
2	Labour Charges Paid S. B. Reshellers Pvt. Ltd.	9.40	9.40	9.30	9.30

3	Office Rent Paid S. B. Reshellers Pvt. Ltd.	2.52		2.40	
			2.52		2.40
4	Purchase of Fixed Assets S. B. Reshellers Pvt. Ltd. Tara Tiles Pvt. Ltd.	244.79		70.62	
			244.79		66.98
			-		3.64
5	Revenue from contracts with Customers S. B. Reshellers Pvt. Ltd.			0.49	
					0.49
6	Receiving Services S. B. Reshellers Pvt. Ltd.			1.63	
					1.63
7	Interest Payment Ms. Shreya S. Shirgaokar Mrs. Laxmi S. Shirgaokar Ms. Priya S. Shirgaokar Shri Shishir Shirgaokar D M Shirgaokar Enterprises LLP Shishir Shirgaokar Enterprises LLP Suresh Shirgaokar Enterprises LLP V S Shirgaokar Enterprises LLP	39.57		46.42	
			6.60		6.60
			7.23		6.40
			0.71		0.60
			5.95		6.00
			0.46		6.40
			3.19		3.44
			7.21		7.95
			8.23		9.04
8	Repayment of Deposit Mrs. Laxmi S. Shirgaokar Shri Shishir Shirgaokar D M Shirgaokar Enterprises LLP Shishir Shirgaokar Enterprises LLP V S Shirgaokar Enterprises LLP Suresh Shirgaokar Enterprises LLP	192.93		222.21	
			65.00		
			10.00		
			1.25		180.00
			26.00		25.91
			74.98		10.00
			15.70		6.30
			-		-
9	Acceptance of Deposit Mrs. Laxmi S. Shirgaokar Ms Priya S Shirgaokar Shri Shishir Shirgaokar D M Shirgaokar Enterprises LLP Shishir Shirgaokar Enterprises LLP V S Shirgaokar Enterprises LLP Suresh Shirgaokar Enterprises LLP	208.00		132.00	
			66.00		10.00
			5.00		-
			10.00		-
			20.00		90.00
			26.00		26.00
			75.00		-
			6.00		6.00
			-		-
					-

10	Payment to Key Management Personnel	287.07		269.20	
	Short Term employee benefit				
	Shri Sachin R. Shirgaokar		85.91		81.87
	Shri Sohan S. Shirgaokar		85.91		81.87
	Shri V. S. Reddy		79.74		73.27
	Suhas Kulkarni		20.07		17.80
	Nilesh Mankar		8.90		7.43
	Post-employment benefits**				
	Shri V. S. Reddy		4.95		4.80
	Suhas Kulkarni		0.57		0.53
	Nilesh Mankar		0.31		0.28
	Sitting Fees				-
	Shri Rajendra V. Shirgaokar				0.45
	Shri Chandan S. Shirgaokar		0.40		0.60
	Shri Shishir Shirgaokar		0.30		0.30
					-
11	Corporate/ Personal Guarantee in Company's favour *	8,002.00		8,002.00	
	S. B. Reshellers Pvt. Ltd.		8,002.00		8,002.00

* Jointly & Severally

** As post employment obligations are computed for all employees in aggregate, the amounts relating to key management personnel cannot be individually computed and hence are not included in the above

(D) Amount due to/from related parties

Sr No	Nature of transaction/relationship/ major parties	2021-22		2020-21	
		Amount	Amount for Major parties	Amount	Amount for Major parties
1	Accounts receivable (on account of sale of goods and services) TOTAL	-		-	
2	Amount Due				
	S. B. Reshellers Pvt. Ltd.		753.64		748.77
	The Ugar Sugar Works Limited		475.00		475.00
	Mrs. Laxmi S. Shirgaokar		66.00		65.00
	Ms. Shreya S. Shirgaokar		55.00		55.00
	Ms. Priya S. Shirgaokar		10.00		5.00
	Shishir Shirgaokar		50.00		-
	D M Shirgaokar Enterprises LLP		20.00		1.25
	V S Shirgaokar Enterprises LLP		75.00		74.98
	Shishir Shirgaokar Enterprises LLP		29.00		29.00

Suresh Shirgaokar Enterprises LLP		56.32		66.02
Shri Sachin R. Shirgaokar		6.22		6.22
Shri Sohan S. Shirgaokar		6.22		6.22
Shri V. S. Reddy		5.46		5.46
Suhas Kulkarni		1.66		1.60
Nilesh Mankar		0.74		0.71
TOTAL	1,610.26		1,540.22	

All outstanding balances are unsecured and to be settled in cash.

Note 37 : Fair Value of financial assets and liabilities

a) Set out below, is the fair value of the company's financial instruments that are recognized in the financial statements

₹ in Lacs

Sr. No	Particulars	Carrying Value		
		As at March 31, 2022	As at March 31, 2021	As at April 1, 2020
	Financial Assets			
a)	Carried at amortized cost			
	Other financial assets	350.42	672.34	271.01
	Trade receivables	3,236.81	2,884.70	1,671.43
	Cash and cash equivalents	8.62	215.91	209.97
	Bank balances	334.98	652.83	250.50
		3,930.83	4,425.79	2,402.91
b)	Carried at FVTPL			
	Other financial liabilities	7.43	-	-
		7.43	-	-
	Financial Liabilities			
a)	Carried at amortized cost			
	Long Term Borrowings	4,321.16	3,898.35	3,565.00
	Other financial liabilities	904.54	844.64	739.15
	Short Term Borrowings	3,919.07	3,689.09	2,329.76
	Trade and other payables	6,475.69	5,650.51	4,886.60
		15,620.46	14,082.58	11,520.51

The fair value of the financial assets and liabilities are included at the amount at which the instrument that would be received to sell an asset or paid to transfer liability in an orderly transaction between market participants at the measurement date.

The carrying amounts of financial assets and liabilities measured at amortised cost are a reasonable approximation of their fair values.

Fair value hierarchy

This section explains the judgements and estimates made in determining the fair values of the financial instruments that are (a) recognised and measured at fair value and (b) measured at amortised cost and for which fair values are disclosed in the financial statements. To provide an indication about the reliability of the inputs used in determining fair value, the Company has classified its financial instruments into three levels prescribed under the accounting standard. An explanation of each level is given in Note 32.17 of Significant Accounting Policies.

b) Financial assets and liabilities for which fair value is disclosed

Particulars	Level 1	Level 2	Level 3
Other financial liabilities - FVTPL			
March 31, 2022	-	-	7.43
March 31, 2021	-	-	-
March 31, 2020	-	-	-

37 A. Financial risk management policy and objectives

Company's principal financial liabilities, comprise borrowings, trade and other payables, and other financial liabilities. The main purpose of these financial liabilities is to finance company's operations. Company's principal financial assets include trade and other receivables, investments, cash and cash equivalents and other bank balances that are derived directly from its operations.

Company is exposed to certain risks which includes market risk, credit risk and liquidity risk.

Risk Management committee of the company oversees the management of these risks. This committee is accountable to audit committee of the board. This process provides assurance to the company's senior management that company's financial risk- taking activities are governed by the appropriate policies and procedures and that financial risks are identified, measured and managed in accordance with company's policies and risk appetite. The policies for managing these risks are summarised below."

1) Credit Risk

Credit risk is the risk that counterparty will not meet its obligations under a financial instrument or customer contract, leading to a financial loss. The company is exposed to credit risk from its operating activities (primarily trade receivables) and from its financing activities, foreign exchange transactions and other financial instruments. Company uses expected credit loss model for assessing and providing for credit risk."

a) Trade receivable

Customer credit risk is managed through the company's policy, procedures and control relating to customer credit risk management. Credit quality of a customer is assessed based on an extensive credit rating scorecard and individual credit limits are defined in accordance with this assessment. Outstanding customer receivables are regularly monitored. Trade receivables are non interest bearing and are generally on, 30 days to 120 days credit terms. The company has concentration of risk as customer base is not widely distributed, almost 90% of total revenue is contributed by top six customers both economically and geographically.

i) Ageing analysis of trade receivable as on reporting date

Refer note 5

ii) Impairment of financial assets: Expected credit loss

Particulars	March 31, 2022	March 31, 2021
Gross carrying amount	3,324.26	2,893.45
Expected loss rate	2.63%	0.30%
Expected credit losses (loss allowance provision)	(87.45)	(8.75)
Carrying amount of trade receivables (net of impairment)	3,236.81	2,884.70

b) Financial instruments and cash deposits

Credit risk from balances with banks and financial institutions is managed by the company's CFO in accordance with company's policy. Investments of surplus funds are made only in fixed deposits and within credit limits assigned to each counterparty. Company monitors rating, credit spreads and financial strength of its counterparties. Based on ongoing assessment company adjust it's exposure to various counterparties. Company's maximum exposure to credit risk for the components of statement of financial position is the carrying amount.

2) Liquidity risk

Liquidity risk is the risk that the company may not be able to meet its present and future cash flow and collateral obligations without incurring unacceptable losses. Company's objective is to, at all time maintain optimum levels of liquidity to meet its cash and collateral requirements. Company closely monitors its liquidity position and deploys a robust cash management system. It maintains adequate sources of financing including overdraft, debt from domestic banks at optimised cost.

The table summarises the maturity profile of company's financial liabilities based on contractual undiscounted payments

Particulars	On Demand	"Less than 1 year"	More than 1 year	Total
a) Trade Payables				
March 31, 2022	-	6,475.69	-	6,475.69
March 31, 2021	-	5,650.51	-	5,650.51
April 1, 2020	-	4,886.60	-	4,886.60
b) Borrowings				
March 31, 2022	1,761.42	2,157.65	4,321.16	8,240.23
March 31, 2021	2,273.67	1,415.42	3,898.35	7,587.43
March 31, 2020	1,791.21	538.55	3,565.00	5,894.77
c) Other Financial Liabilities				
March 31, 2022	-	583.12	321.42	904.54
March 31, 2021	-	630.34	214.32	844.66
March 31, 2020	-	631.94	107.22	739.16

The company has access to following undrawn facilities at the end of the reporting period

Particulars	Floating Rate	
	Expiring within 1 Year	Expiring beyond 1 Year
March 31, 2022	2% above BRLLR + SP	-
March 31, 2021	3% above 1 year MCLR + SP	-
March 31, 2020	3% above 1 year MCLR + SP	

3) Market Risk

Market risk is the risk that the fair value of future cash flows of a financial instrument will fluctuate because of changes in market prices. Market risk comprises three types of risk interest rate risk, currency risk and other price risk such as equity price risk and commodity risk. Financial instruments affected by market risk include loans and borrowings, deposits and investments. Company's activities expose it to variety of financial risks, including effect of changes in foreign currency exchange rate and interest rate.

a) Interest rate risk

Interest rate risk is the risk that the fair value or future cash flows of a financial instrument will fluctuate because of changes in market interest rates. Company manages its interest rate risk by having a balanced portfolio of fixed and variable rate loans and borrowings. The company does not account for any fixed-rate financial assets or financial liabilities at fair value through profit or loss. Therefore, a change in interest rates at the reporting date would not affect profit or loss.

b) Foreign Currency Exposure Risk

Foreign currency risk is the risk that the fair value or future cash flows of an exposure will fluctuate because of changes in foreign exchange rates. The Company's exposure to the risk of changes in foreign exchange rates relates primarily to the Company's operating activities (when revenue, expense, assets & liabilities is denominated in a foreign currency).

The company manages its foreign currency risk by mapping receive bale against payables in order to minimize currency fluctuation impact.

Foreign currency exposure :

₹ in Lacs

Financial Assets	Currency	Amount in Foreign Currency in Lakhs			Amount in INR in Lakhs		
		31st March 2022	31st March 2021	1st April 2020	31st March 2022	31st March 2021	1st April 2020
Trade Receivables	EUR	-	(0.08)	(0.19)	-	(7.19)	(16.12)
	USD	0.86	6.20	3.03	65.01	453.57	229.09
	GBP	1.67	0.86	0.34	165.65	86.96	31.92

₹ in Lacs

Financial Assets	Currency	Amount in Foreign Currency in Lakhs			Amount in INR in Lakhs		
		31st March 2022	31st March 2021	1st April 2020	31st March 2022	31st March 2021	1st April 2020
Factoring loan	USD	0.69	3.52	-	52.67	257.07	-
	GBP	0.21	-	-	21.03	-	-

₹ in Lacs

Financial Liabilities	Currency	Amount in Foreign Currency in Lakhs			Amount in INR in Lakhs		
		31st March 2022	31st March 2021	1st April 2020	31st March 2022	31st March 2021	1st April 2020
Term loan	USD	11.93	6.74	-	904.07	492.80	-
PCFC	USD	3.64	-	-	276.06	-	-

₹ in Lacs

Financial Liabilities	Currency	Amount in Foreign Currency in Lakhs			Amount in INR in Lakhs		
		31st March 2022	31st March 2021	1st April 2020	31st March 2022	31st March 2021	1st April 2020
Trade payable	USD	5.24	2.16	2.43	397.30	158.00	184.14
	EUR	0.38	0.13	0.05	32.31	10.92	4.53
	GBP	-	-	0.00	-	0.02	0.08

Currency wise net exposure (assets - liabilities)

₹ in Lacs

Particulars	Amount in Foreign Currency in Lakhs			Amount in INR in Lakhs		
	31st March 2022	31st March 2021	1st April 2020	31st March 2022	31st March 2021	1st April 2020
EUR	(0.38)	(0.21)	(0.25)	(32.31)	(18.11)	(20.64)
USD	(19.26)	0.82	0.59	(1,459.75)	59.84	44.95
GBP	1.88	0.86	0.34	186.68	86.94	31.84

Sensitivity Analysis

₹ in Lacs

Currency	Amount in Foreign Currency in Lakhs			Sensitivity %		
	2021-22	2020-21	2019-20	2021-22	2020-21	2019-20
EUR	(32.31)	(18.11)	(20.64)	-1.78%	3.60%	6.56%
USD	(1,459.75)	59.84	44.95	3.67%	-3.38%	9.41%
GBP	186.68	86.94	31.84	-1.29%	7.75%	3.29%
Total	(1,305.38)	128.67	56.15	0.60%	7.98%	19.27%

₹ in Lacs

Currency	Impact on profit (strengthen)			Impact on profit (weakening)		
	2021-22	2020-21	2019-20	2021-22	2020-21	2019-20
EUR	0.576	(0.652)	(1.355)	(0.576)	0.652	1.355
USD	(53.560)	(2.021)	4.232	53.560	2.021	(4.232)
GBP	(2.404)	6.741	1.047	2.404	(6.741)	(1.047)
Total	(55.388)	4.068	3.924	55.388	(4.068)	(3.924)

GBP - Great Britain Pound

EUR - Euro

USD - United States Doller

Note 37 B: Impairment of financial assets: Expected credit loss

Provision for expected credit loss

Internal rating	Category	Description of category	Basis of recording expected credit loss	
			Loans and deposits	Trade receivables
A	High quality asset, negligible credit risk	Assets where the counter party has strong capacity to meet obligations and where risk is negligible or nil.	12 months expected credit losses	Life- time expected credit losses - simplified approach
B	Standard asset, moderate credit risk	Assets where there is moderate risk of default and where there has been low frequency of defaults in past.		
C	Low quality asset, High credit risk	Assets where there is high probability of default. In general, assets where contractual payments are more than year past due are categorised as low quality asset. Also includes where credit risk of counter party has increased significantly through payments may not be more than a year past due.	Life- time expected credit losses	
D	Doubtful asset- credit impaired	Assets are written off, when there is no reasonable expectations of recovery. Where loans and receivables have been written off, the company continues to engage in enforcement activity to attempt to recover the receivables due. Where recoveries are made, these are recognised in profit or loss.	Asset is written off	

As at 31 March 2022

1) Expected credit loss for loans, security deposits and investments

Particulars		Asset group	Internal rating	Estimated gross carrying amount of default	Expected probability of default	Expected credit losses	Carrying amount net of impairment provision
Loss allowance measured at 12 months expected credit losses	Financial assets for which credit risk has not increased significantly from inception	Loans & Security Deposits	A	-	-	-	-
		Other Financial Assets	A	350.42	-	-	350.42
Loss allowance measured at life time expected credit losses	Financial assets for which credit risk has increased significantly and not credit impaired		-	-	-	-	-
	Financial assets for which credit risk has increased significantly and credit impaired		-	-	-	-	-

2) Expected credit loss for trade receivables under simplified approach

Particulars	Not due	Past due but not impaired		Total
		Less than 1 year	More than 1 year	
Gross carrying amount	2,844.45	321.47	158.33	3,324.26
Expected loss rate	0.00%	0.00%	55.23%	2.63%
Expected credit losses (Loss allowance provision)	-	-	87.45	87.45
Carrying amount of trade receivable (Net of impairment)	2,844.45	321.47	70.88	3,236.81

As at 31 March 2021
1) Expected credit loss for loans, security deposits and investments

Particulars		Asset group	Internal rating	Estimated gross carrying amount of default	Expected probability of default	Expected credit losses	Carrying amount net of impairment provision
Loss allowance measured at 12 months expected credit losses	Financial assets for which credit risk has not increased significantly from inception	Loans & Security Deposits	A				-
	Other Financial Assets	A	672.34				672.34
Loss allowance measured at life time expected credit losses	Financial assets for which credit risk has increased significantly and not credit impaired	0	-	-	-	-	-
	Financial assets for which credit risk has increased significantly and credit impaired		-	-	-	-	-

2) Expected credit loss for trade receivables under simplified approach

Particulars	Not due	Past due but not impaired		Total
		Less than 1 year	More than 1 year	
Gross carrying amount	2,542.93	341.77	87.45	2,972.15
Expected loss rate	0.00%	0.00%	10.00%	0.29%
Expected credit losses (Loss allowance provision)	-		8.75	8.75
Carrying amount of trade receivable (Net of impairment)	2,542.93	341.77	78.71	2,963.41

As at 1 April 2020
1) Expected credit loss for loans, security deposits and investments

Particulars		Asset group	Internal rating	Estimated gross carrying amount of default	Expected probability of default	Expected credit losses	Carrying amount net of impairment provision
Loss allowance measured at 12 months expected credit losses	Financial assets for which credit risk has not increased significantly from inception	Loans & Security Deposits	A	-	-	-	-
		Other Financial Assets	A	271.01	-	-	271.01
Loss allowance measured at life time expected credit losses	Financial assets for which credit risk has increased significantly and not credit impaired	0	-	-	-	-	-
	Financial assets for which credit risk has increased significantly and credit impaired		-	-	-	-	-

2) Expected credit loss for trade receivables under simplified approach
₹ in Lacs

Particulars	Not due	Past due but not impaired		Total
		Less than 1 year	More than 1 year	
Gross carrying amount	2,844.45	321.47	158.33	3,324.26
Expected loss rate	0.00%	0.00%	55.23%	2.63%
Expected credit losses (Loss allowance provision)	-	-	87.45	87.45
Carrying amount of trade receivable (Net of impairment)	2,844.45	321.47	70.88	3,236.81

Note 38: Capital management
(a) Risk management

The company's objective when managing capital are to

- safeguard it's ability to continue as a going concern, so that it can continue to provide returns for shareholders and benefits for other stakeholders, and
- Maintain an optimal capital structure to reduce the cost of capital.

In order to maintain or adjust the capital structure, the company may adjust the amount of dividends paid to shareholders, return capital to shareholders, issue new shares or sell assets to reduce debt. Consistent with others in the industry, the company monitors capital on the basis of the following Gearing ratio: Net debt (Total borrowings net of cash and cash equivalents) divided by Total 'equity' (as shown in the balance sheet, including non-controlling interests).

₹ in Lacs

Particulars	31 March 2022	31 March 2021
Loans and borrowings	8,240.23	7,587.43
Less: Cash and cash equivalents	8.62	215.91
Net debt	8,240.23	7,371.52
Equity	3,416.38	3,301.76
Capital and net debt	11,656.61	10,673.28
Gearing ratio	2.41	2.23

B Dividend

Since the year end directors have recommended payment of final dividend of Rs. 1/- per fully paid equity shares (31 March, 2016 Rs. Nil). This proposed dividend is subject to the approval of shareholders in the ensuing annual general meeting. This dividend is not recognised in the books of accounts at the end of the reporting period.

₹ in Lacs

Particulars	31 March 2022	31 March 2021
(i) Equity Shares	141.30	141.30
Final dividend for the year ended 31 March 2022 is INR Nil (31 March 2021 INR Nil) per fully paid share	NIL	NIL
Interim dividend for the year ended 31 March 2022 is INR Nil (31 March 2021 INR Nil) per fully paid share	NIL	NIL
(ii) Dividends not recognised at the end of the reporting period	NIL	NIL

Post the year end, directors have not recommended any dividend (31 March 2021 INR Nil).

Note 39 : Ratios

	Particulars	Numerator	Denominator	Ratios	Days	Numerator	Denominator	Ratios	Days	Variance (%)	Reason for Variance for more than 25%
1	Current Ratio [Current assets / current Liability]	10,851.58	11,254.96	0.96		10,278.42	10,070.43	1.02		-5.54	
2	Debt-Equity Ratio [Debt/Equity]	8,240.23	3,416.38	2.41		7,587.43	3,301.76	2.30		0.00	
3	Debt Service Coverage Ratio [PBFCDT/Interest+Interest Due + Principal repayment]	2,520.32	1,039.14	2.43		2,519.42	975.35	2.58		-6.11	
4	Return on Equity Ratio [(PAT)/(Total op. Equity+Total cl. Equity)]/2]	142.81	3,359.07	4.3%		317.58	3,148.87	10.1%		-57.85	Due to unprecedented increase in input prices profit has been reduced substantially.
5	Inventory Turnover [Sales/(op. Inventory+cl. Inventory)]/2]	28,377.27	5,682.44	9.36	39	19,906.30	4,971.68	4.00	91	133.72	In view of increased input prices we have maintained inventory at minimum possible level.
6	Trade Receivables Turnover [Sales / (op. receivable+cl. Receivables)]/2]	28,377.27	3,060.76	9.27	39	19,906.30	2,278.06	8.74	42	6.10	
7	Trade Payable Turnover [Net Credit Sales/(op.payables+cl. Payables)]	28,377.27	6,063.10	4.68	78	19,906.30	5,268.56	3.78	97	23.87	For availing early payment discount Company has reduced creditors holding period.
8	Net Capital Turnover ratio [Sales/Working Capital]	28,377.27	(403.38)	-70.35		19,906.30	207.99	95.71		-173.51	Explanation
9	Net profit Ratio [PAT/Sales]	142.81	28,377.27	0.5%		317.58	19,906.30	1.6%		-68.46	Explanation
10	Return on Capital Employed [PBFCT/ICE=(NW+DTL)]	1,456.39	3,459.65	42%		1,668.93	3,301.76	51%		-16.72	
11	Return on Investment [ROI=Interest received / Average Fix deposits]	9.52	181.32	5.25%		8.61	162.52	5.30%		-0.85	

Note 40: Note on Corporate Social Responsibility (CSR)

- a) CSR required to be spent by the Company as per Section 135 of the Companies Act 2013 read with schedule VII thereof during the year is Rs.11.56 Lacs (Previous Year Rs. 9.53 Lacs)
- b) Expenditure related to CSR is Rs. 12 Lacs (Previous year Rs. 9.65 Lacs)

Details of Amount spent towards CSR is given below:
₹ in Lacs

Particulars	31 March 2022	31 March 2021
Setting up Day care centers and such other facilities for Senior Citizens	-	1.65
Expenses under Covid 19	-	8.00
"DKTE COLLEGE OF ICHALKARANJI (Donation of IDEA Lab)"	1.00	-
Manufacturing Association of Kagal Hatkanagle (Skill Development Centre)	11.00	-
Total	12.00	9.65

Note 41: Earnings Per Share (Basic and Diluted):-
₹ in Lacs

Particulars	31 March 2022	31 March 2021
Weighted average number of Equity Shares held during the year (in Nos.)	141.30	141.30
Profit for the year before tax	306.63	524.83
Tax Expenses	163.81	207.25
Net Profit after Tax	142.82	317.58
Basic earning per Equity Share of Rs.10 each	1.01	2.25

Note 42 : Transactions with Struck off Companies :

As on 31.03.2022

Name of the Struck Off Company	Nature of Transaction with Struck Off Company	Balance Outstanding	Relationship with Struck Off Company, if any, to be disclosed
NA	Investments in Securities	Nil	NA
NA	Receivables	Nil	NA
NA	Payable	Nil	NA
Kaveri Impex Private Limited	Shares Held by Struck off Company	0.30	Shareholder
NA	Other Outstanding Balances (To be Specified)	Nil	NA

As on 31.03.2021

Name of the Struck Off Company	Nature of Transaction with Struck Off Company	Balance Outstanding	Relationship with Struck Off Company, if any, to be disclosed
	Investments in Securities	NIL	NA
	Receivables	NIL	NA
	Payable	NIL	NA
	Shares Held by Struck off Company	NIL	NA
	Other Outstanding Balances (To be Specified)	NIL	NA

As on 31.03.2020

Name of the Struck Off Company	Nature of Transaction with Struck Off Company	Balance Outstanding	Relationship with Struck Off Company, if any, to be disclosed
	Investments in Securities	NIL	NA
	Receivables	NIL	NA
	Payable	NIL	NA
	Shares Held by Struck off Company	NIL	NA
	Other Outstanding Balances (To be Specified)	NIL	NA

Note 36: Segment reporting

Company operates in single operating segment of manufacturing of castings.

Details of revenue contributed by single customer that exceeds 10% of total revenue:

₹ in Lacs

Name of the Customer	2021-22	2020-21
Vestas Wind Technology India Pvt. L	48.57%	15.52%
Vestas Nacelles America Inc.	13.66%	45.36%
Siemens Gamesa Renewable Power Pvt	10.66%	12.66%

Note 44: Dues to Micro, Small, Medium Enterprises

₹ in Lacs

Particulars	31st March 2022	31st March 2021	1st April 2020
Total outstanding amount in respect of micro, small and medium enterprises	54.06	33.31	165.08
Principal amount due and remaining unpaid	54.06	165.08	165.08
Interest due on above and unpaid interest	Nil	Nil	Nil
Interest paid	Nil	Nil	Nil
Payment made beyond appointment day	Nil	Nil	Nil
Interest due and payable for the period of delay	Nil	Nil	Nil
Interest accrued and remaining unpaid	Nil	Nil	Nil
Amount of further interest remaining due and payable in succeeding years	Nil	Nil	Nil

Note 45: First Time Adoption of Ind AS
Explanation of transition to Ind AS

These are Company's first financial statements prepared in accordance with Indian Accounting Standards (Ind AS) as notified under Companies' (Indian Accounting Standards) Rules, 2015. In preparing the financial statements for the year ended 31 March 2021 and balance sheet as at 1 April 2020 (Date of transition), the Company has adjusted amounts reported previously in financial statements prepared in accordance with Indian Generally Accepted Accounting Principles (Indian GAAP). This note explains the principal adjustments made by the Company in restating its Indian GAAP financial statements, including the balance sheet as at 1 April 2020 and the financial statements for the year ended 31 March 2021.

Exemptions and exceptions availed

Set out below are the applicable Ind AS 101 optional and mandatory exceptions applied in the transition from Indian GAAP to Ind AS

Ind AS optional exemptions
1. Property, plant and equipment, intangible assets

Ind AS 101 permits a first-time adaptor to elect to continue with carrying value for all its property, plant and equipment as recognised in the financial statements as at the date of transition to Ind AS, measured as per the Indian GAAP and use that as the deemed cost as at the date of transition after making necessary adjustments for de-commissioning liabilities. This exemption can also be used for intangible assets covered by Ind AS 38. Accordingly, the Company has elected to measure all of its property, plant and equipment, intangible assets at their Indian GAAP carrying value.

Ind AS mandatory exceptions

1. Estimates

An entity's estimates in accordance with Ind AS at the date of transition to the Ind AS shall be consistent with estimates made for the same date in accordance with Indian GAAP (after adjustments to reflect any difference in accounting policies), unless there is objective evidence that those estimates were in error. Ind AS estimates as at 1 April 2020 are consistent with estimates as at the same date made in conformity with Indian GAAP. The Company made estimates for following items in accordance with Ind AS at the date of transition as these were not required by Indian GAAP:

- **Impairment of financial assets based on expected credit loss model**

2. Derecognition of financial assets and liabilities

Ind AS 101, requires first time adopter to apply the derecognition provisions of Ind AS 109 prospectively for transactions occurring on or after the date of transition to Ind AS. However, Ind AS 101 allows a first-time adopter to apply the de-recognition requirements of Ind AS 109, retrospectively from a date of the entity's choosing, provided that the information needed to apply Ind AS 109 to financial assets and financial liabilities de-recognised as a result of past transaction was obtained at the time of initially accounting of transactions. The company has elected to apply the de-recognition provisions of Ind AS 109 prospectively from date of transition to Ind AS. "

3. Classification and measurement of financial asset

Ind AS 101 requires an entity to assess classification and measurement of financial assets, on the basis of the facts and circumstances that exists at the transition date to Ind AS.

Explanation of transition to Ind AS

An explanation of how the transition from Indian GAAP to Ind AS has affected the Company's financial position, financial performance and cash flow is set out in the following tables and notes that accompany the tables. The reconciliations include-

- equity reconciliation as at 1st April 2020;
- equity reconciliation as at 31st March 2021;
- profit reconciliation for the year ended 31st March 2021; and
- cashflow reconciliation for the year ended 31st March 2021

In the reconciliations mentioned above, certain reclassifications have been made from Indian GAAP financial information to align with the Ind AS presentation.

Note 45 : Crypto Currency or Virtual Currency

The company has not traded or invested in Crypto Currency or Virtual Currency

₹ in Lacs

Particulars	Notes	Indian GAAP	Effects of transition to Ind- AS		Ind AS
			Regrouping	Remeasurement	
Income					
Revenue from operations	21	19,884.80	-	21.49	19,906.30
Other income	22	86.07	0.00	-	86.07
Total Income		19,971	0.00	21.49	19,992.36
Expenses					
Cost of raw materials and components consumed	23	7,701.98	(24.11)	0.00	7,677.88
Purchase of traded goods		-	-	-	-
Changes in inventories of finished goods, work-in-progress and traded goods	24	(542.84)	(0.00)	-	(542.84)
Employee benefits expense	25	2,071.05	-	(15.77)	2,055.28
Finance costs	26	1,037.00	(0.00)	107.10	1,144.10
Depreciation and amortisation expense	27	849.69	0.00	0.80	850.49
Other Expenses	28	8,258.52	24.11	(0.00)	8,282.63
Total expenses		19,375.39	0.00	92.13	19,467.53

Profit/ (loss) before exceptional items and tax		595.48	(0.00)	(70.64)	524.84
Exceptional items [Income / (Expense)]		-	-	-	-
Profit before exceptional items and tax		595.48	(0.00)	(70.64)	524.84
Exceptional items					
Profit before tax		595.48	(0.00)	(70.64)	524.84
Tax expense		225.03	-	(17.78)	
Current tax	29	-	-	-	-
(Excess)/short provision related to earlier years	29	48.00	-	(152.20)	(104.20)
Deferred tax	29	177.03	-	134.42	311.45
Profit for the year		370.44	(0.00)	(52.86)	317.58
Other comprehensive income					
A. Other comprehensive income not to be reclassified to profit or loss in subsequent periods:					
Re-measurement gains / (losses) on defined benefit plans		-	-	(11.80)	(15.77)
Income tax effect on above		-	-	3.97	3.97
Net other comprehensive income not to be reclassified to profit or loss in subsequent periods (A)		-	-	(11.80)	(11.80)
Total other comprehensive income for the year, net of tax [A]		-	-	(11.80)	(11.80)
Total comprehensive income for the year, net of tax		370.44	(0.00)	(64.66)	305.78

Reconciliation of equity as at April 1, 2020 (date of transition to Ind AS)

45 A. Reconciliations between Indian GAAP and Ind AS

Ind AS 101 requires an entity to reconcile equity, total comprehensive income for prior periods. The following tables represent the reconciliations from Indian GAAP to Ind AS

Particulars	Notes	Indian GAAP	Effects of transition to Ind- AS		Ind AS
			Regrouping	Remeasurement	
ASSETS					
I. Non-current assets		6,542.60	(0.00)	31.19	6,573.79
(a) Property, plant and equipment	1	5,662.93	(0.00)	-	5,662.93
(b) Capital work-in-progress		87.20	-	-	87.20
(c) Investment property		-	-	-	-
(d) Other Intangible assets	1	116.68	0.00	-	116.68
(e) Intangible assets under development		-	-	-	-
(f) Financial assets		-	-	-	-
(i) Investments	2	-	-	-	-
(ii) Trade and other receivables		-	-	-	-
(iii) Loans	3	-	-	-	-
(iv) Other financial assets		425.36	(404.86)	-	20.51
(i) Deferred tax assets (net)		235.16	(0.00)	183.39	418.55
(j) Other non-current assets	4	15.27	404.86	(152.20)	267.93
II. Current assets		8,089.72	(0.00)	-	8,089.72
(a) Inventories	5	4,643.33	-	-	4,643.33
(b) Financial assets		-	-	-	-
(i) Investments		-	-	-	-
(ii) Trade and other receivables	6	1,671.43	0.00	-	1,671.43
(iii) Cash and Cash equivalents	7a	356.16	(146.18)	-	209.97
(iv) Bank balance other than (iii) above	7b	-	146.18	-	146.18
(v) Loans	8	-	-	-	-
(vi) Others financial assets	9	132.55	117.95	-	250.50
(c) Assets held for sale		-	-	-	-
(d) Current tax assets (net)		-	-	-	-
(e) Other current assets	10	1,286.26	(117.95)	-	1,168.30
Total Assets		14,632.33	(0.00)	31.19	14,663.52

EQUITY AND LIABILITIES					
Equity		4,142.89	(0.00)	(1,146.91)	2,995.98
(a) Equity share capital	11	2,484.00	-	-1,071.00	1,413.00
(b) Other equity		-	-	-	-
Share premium	12	2,255.72	-	-	2,255.72
Retained earnings	12	-596.83	-0.00	-75.91	-672.74
LIABILITIES					
I. Non-current liabilities		2,531.56	-	1,178.10	3,709.66
(a) Financial liabilities		-	-	-	-
(i) Long Term Borrowings	13	2,494.00	-	1,071.00	3,565.00
(ii) Preference Share Capital		-	-	-	-
(ii) Other financial liabilities	14	0.12	-	107.10	107.22
(b) Long-term provisions	15	37.44	-	-	37.44
(c) Deferred tax liabilities (net)		-	-	-	-
(d) Other non-current liabilities		-	-	-	-
II. Current liabilities		7,957.86	-0.00	-	7,957.86
(a) Financial liabilities		-	-	-	-
(i) Borrowings	16	1,791.21	538.54	-	2,329.76
(ii) Trade and other payables		4,886.60	-0.00	-	4,886.60
(iii) Other financial liabilities		-	631.93	-	631.93
(b) Other current liabilities		1,272.25	-1,170.47	-	101.78
(c) Short-term provisions		7.80	-	-	7.80
Total Equity and Liabilities		14,632.32	(0.00)	31.19	14,663.51

Reconciliations between Indian GAAP and Ind AS

Ind AS 101 requires an entity to reconcile equity, total comprehensive income and cash flows for prior periods. The following tables represent the reconciliations from Indian GAAP to Ind AS

Particulars	Notes	Indian	Effects of transition to Ind- AS		Ind AS
			Regrouping	Remeasurement	
ASSETS					
I. Non-current assets		7,134.79	(0.00)	115.93	7,250.71
(a) Property, plant and equipment	1	6,179.06	-	20.69	6,199.74
(b) Capital work-in-progress	1	302.52	(0.00)	42.30	344.82
(c) Investment property		-	-	-	-
(d) Other Intangible assets	1	67.30	0.00	-	67.30
(e) Intangible assets under development		-	-	-	-
(f) Financial assets		-	-	-	-
(i) Investments		-	-	-	-
(ii) Trade and other receivables		-	-	-	-
(iii) Loans		-	-	-	-

(iv) Other financial assets	2	513.51	(494.01)	-	19.51
(g) Deferred tax assets (net)	14	58.13	(0.00)	52.94	111.06
(h) Other non-current assets	3	14.27	494.01	-	508.28
II. Current assets		9,822.95	455.47	-	10,278.42
(a) Inventories	4	5,300.02	(0.00)	-	5,300.02
(b) Financial assets		-	-	-	-
(i) Investments		-	-	-	-
(ii) Trade and other receivables	5	2,686.31	198.40	-	2,884.70
(iii) Cash and Cash Equivalents	6a	394.77	(178.86)	-	215.91
(iv) Bank balance other than (iii) above	6b	-	178.86	-	178.86
(v) Loans		-	-	-	-
(vi) Others financial assets	7	21.70	631.13	-	652.83
(j) Other current assets	8	1,420.15	(374.06)	-	1,046.09
Total Assets		16,957.75	455.46	115.93	17,529.13
EQUITY AND LIABILITIES					
Equity		4,513.34	0.00	(1,211.58)	3,301.76
(a) Equity share capital	9	2,484.00	-	(1,071.00)	1,413.00
(b) Other equity	10	-	-	-	-
Share premium reserve		2,255.72	-	-	2,255.72
Retained Earnings		(226.39)	0.00	(140.58)	(366.96)
LIABILITIES					
I. Non-current liabilities		2,871.76	0.00	1,285.21	4,156.96
(a) Financial liabilities		-	-	-	-
(i) Long Term Borrowings	11	2,827.35	0.00	1,071.00	3,898.35
(ii) Other financial liabilities	12	0.12	-	214.21	214.32
(b) Long-term provisions	13	44.30	-	-	44.30
(c) Deferred tax liabilities (net)	14	-	-	-	-
(d) Other non-current liabilities		-	-	-	-
II. Current liabilities		9,572.65	455.46	42.30	10,070.41
(a) Financial liabilities		-	-	-	-
(i) Borrowings	15	2,273.67	1,415.42	-	3,689.09
(ii) Trade and other payables	16	5,650.51	(0.00)	-	5,650.52
(iii) Other financial liabilities	17	-	630.32	-	630.33
(c) Other Current Liabilities	18	1,642.70	(1,590.28)	42.30	94.72
(d) Short-Term Provisions	19	5.77	-	-	5.77
Total Equity and Liabilities		16,957.75	455.46	115.93	17,529.13

Note 45B Reconciliation between Indian GAAP and IND AS
a) Employee benefit expenses - actuarial gains and losses and return on plan assets

Under Indian GAAP, actuarial gains and losses and return on plan assets on post-employment defined benefit plans are recognised immediately in statement of profit and loss.

Under Ind AS, remeasurements which comprise of actuarial gains and losses, return on plan assets and changes in the effect of asset ceiling, if any, with respect to post-employment defined benefit plans are recognised immediately in other comprehensive income (OCI). Further, remeasurements recognised in OCI are never reclassified to statement of profit and loss.

The impact on profitability arising from this change is summarised as follows:

Statement of profit and loss	Year ended 31 March 2021
Employee benefit expenses	15.77
Other comprehensive income	Year ended 31 March 2021
Items that will not be classified to P/L	
Add / (less): Actuarial gain / loss	(15.77)

b) Interest expenses - Expenses on classification of preference shares capital as debt

Under Indian GAAP, preference shares were treated as a part of equity share capital and hence no interest or other cost was debited to profit and loss account.

Under Ind AS, preference shares are classified as debt. This preference share are cumulative redeemable preference shares with no conversion option. On **classification as debt interest cost is recognized in profit & loss account.**

Statement of profit and loss	Year ended 31 March 2021
Finance costs	107.10

c) Government grant - recognition on gross basis of government grant

Under Indian GAAP, government grant received against capital goods was adjusted in cost of plant and machinery, depreciation on net cost was debited to profit and loss account.

Under Ind AS, government grant is recognised on gross basis. Deferred revenue liability was created with corresponding debit to plant and machinery. Deferred revenue is recognised as income over period of commitment and depreciation is charged to profit or loss on increased value.

The impact on profitability arising from this change is summarised as follows:

Statement of profit and loss	Year ended 31 March 2021
Revenue from operations	21.49
Depreciation and amortisation expense	(0.80)

d) Deferred taxes

Indian GAAP requires deferred taxes to be accounted using the income statement approach, which focuses on differences between taxable profits and accounting profits for the period.

IndAS 12- Income Taxes requires entities to account for deferred taxes using the balance sheet approach, which focuses on temporary differences between the carrying amount of an asset or liability in the balance sheet and its tax base. The application of Ind-AS 12 has resulted in recognition of deferred tax on new temporary differences which was not required under Indian GAAP

Note 46 : Note on Charge Creation

The company has registered all Details of Registration or satisfaction of charges with ROC within the prescribed time from the execution of document.

Note 47 : Foreign Exchange Earnings

Company has earned foreign currency amounting to Rs. 4418 Lacs (Previous Year Rs. 9022 Lacs)

Note 48 : Willful Defaulter

The company has not been declared as willful defaulter by any banks/Financial Institutions.

Note 49 : Crypto Currency or Virtual Currency

The company has not traded or invested in Crypto Currency or Virtual Currency

Note 50 : Note on Undisclosed Income If any

The Company does not have any transaction not recorded in the books of accounts that has been surrendered or disclosed as income during the year in the tax assessments under the Income Tax Act, 1961 (such as, search or survey or any other relevant provisions of the Income Tax Act, 1961).

Also none of the previously unrecorded income and related assets have been recorded in the books of account during the year.

Note 51 : Note on layers of Companies

Company does not have any investment, hence provisions under clause (87) of section 2 of the Act read with the Companies (Restriction on number of Layers) Rules, 2017, are not applicable.

Note 52 : Note on regrouping of figures

Figures of the previous year have been regrouped wherever necessary.

As per our report of even date

FOR SYNERGY GREEN INDUSTRIES LTD

For M/s DAB & Associates
 Chartered Accountants
 Firm Registration No. 101119W

Sachin R. Shirgaonkar
 Chairman and Managing Director
 DIN:00254442

Sohan S. Shirgaonkar
 Jt. Managaing Director
 DIN:00217631

Guruprasad Bobhate
 Partner
 Membership No.198670
 UDIN: 22198670AJHRLO9880
 Place: Kolhapur
 Date: 20th May 2022

Suhas B. Kulkarni
 Chief Financial Officer

Nilesh M. Mankar
 Company Secretary

Registered office

392, E Ward, Assembly Road,

Shahupuri, Kolhapur-416001, Maharashtra.

Tel. No.:0231 2658375, Web.: www.synergygreenind.com
