

SUNDARAM BRAKE LININGS LIMITED

Padi, Chennai - 600 050, India.



Telephone: 73580 33474
E-mail : sbl@tvssbl.com
Website : www.tvbrakelinings.com
PAN : AADCS4888E

26th May, 2023

National Stock Exchange of India Limited Exchange Plaza, 5 th Floor Plot No. C/1, "G" Block Bandra Kurla Complex Bandra (East), Mumbai-400 051 Scrip Code: SUNDRMBRAK	BSE Limited Floor 25, P J Towers, Dalal Street, Mumbai – 400 001 Scrip Code: 590072
---	---

Dear Sir/Madam,

Sub: Outcome of the Board Meeting

Ref: Regulation 33 and 30 of SEBI (Listing Obligations and Disclosure Requirements) Regulations, 2015

Pursuant to Regulation 33 read with Regulation 30, Schedule III, Part-A (4) of SEBI (Listing Obligations and Disclosure Requirements) Regulations, 2015, we hereby inform that the Board of Directors of the Company at their meeting held on Friday, 26th May, 2023 have, inter alia, approved the Audited financial results of the Company for the quarter and financial year ended 31st March, 2023.

We enclose herewith the copy of Audited financial results and the Independent Auditors Report in respect of the audited financial results of the company for the quarter and financial year ended 31st March, 2023.

As required Reg. 33(3)(d) of SEBI (Listing Obligations and Disclosure Requirements) Regulations, 2015, the Company hereby declares that the Statutory Auditors have expressed an unmodified opinion on the Audited financial results for the year financial year ended 31st March, 2023.

The Board Meeting commenced at 10:03AM and concluded at 11:53AM

This is for your information and records.

Thanking you,

Yours truly,

for **SUNDARAM BRAKE LININGS LIMITED**

Y. Sathyan

DGM Finance & Company Secretary

Encl: As above

Independent Auditors' Report on Quarterly and Year Ended Audited Financial Results of Sundaram Brake Linings Limited

**To the Board of Directors of Sundaram Brake Linings Limited
Report on the Audit of Financial Results**

Opinion

We have audited the accompanying annual financial results of **Sundaram Brake Linings Limited** (hereinafter referred to as the "Company") for the year ended March 31, 2023, attached herewith, being submitted by the Company pursuant to the requirement of Regulation 33 of the SEBI (Listing Obligations and Disclosure Requirements) Regulations, 2015, as amended ('Listing Regulations').

In our opinion and to the best of our information and according to the explanations given to us, the aforesaid financial results:


- (i) are presented in accordance with the requirements of Regulation 33 of the Listing Regulations in this regard; and
- (ii) give a true and fair view in conformity with the applicable accounting standards, and other accounting principles generally accepted in India, of the net loss and other comprehensive income and other financial information of the Company for the year ended March 31, 2023.

Basis for Opinion

We conducted our audit in accordance with the Standards on Auditing (SAs) specified under section 143(10) of the Companies Act, 2013 ("Act"). Our responsibilities under those Standards are further described in the Auditor's Responsibilities for the Audit of the Financial Results section of our report. We are independent of the Company in accordance with the Code of Ethics issued by the Institute of Chartered Accountants of India together with the ethical requirements that are relevant to our audit of the financial statements under the provisions of the Companies Act, 2013 and the Rules thereunder, and we have fulfilled our other ethical responsibilities in accordance with these requirements and the Code of Ethics. We believe that the audit evidence obtained by us, is sufficient and appropriate to provide a basis for our opinion.

Board of Directors' Responsibilities for the Financial Results

These financial results have been prepared on the basis of the annual financial statements. The Company's Board of Directors are responsible for the preparation and presentation of these financial results that give a true and fair view of the net loss and other comprehensive income and other financial information of the Company in accordance with the Indian Accounting Standards prescribed under Section 133 of the Act read with relevant rules issued thereunder and other accounting principles generally accepted in India and in compliance with Regulation 33 of the Listing Regulations. The Board of Directors of the company are responsible for maintenance of adequate accounting records in accordance with the provisions of the Act for safeguarding of the assets of the Company and for preventing and detecting frauds and other irregularities; selection and application of appropriate accounting policies; making judgments and estimates that are reasonable and prudent; and the design, implementation and maintenance of adequate internal financial controls, that were operating effectively for ensuring accuracy and completeness of the accounting records, relevant to the preparation and presentation of the annual financial results that give a true and fair view and are free from material misstatement, whether due to fraud or error, which have been used for the purpose of preparation of the annual financial results by the Directors of the Company, as aforesaid.



In preparing the annual financial results, the Board of Directors of the company are responsible for assessing the ability of the Company, disclosing, as applicable, matters related to going concern and using the going concern basis of accounting unless the Board of Directors either intends to liquidate the Company or to cease operations, or has no realistic alternative but to do so.

The Board of Directors of the company are responsible for overseeing the financial reporting process of the Company.

Auditor's Responsibilities for the Audit of the Annual Financial Results

Our objectives are to obtain reasonable assurance about whether the annual financial results as a whole are free from material misstatement, whether due to fraud or error, and to issue an auditor's report that includes our opinion. Reasonable assurance is a high level of assurance, but is not a guarantee that an audit conducted in accordance with SAs will always detect a material misstatement when it exists. Misstatements can arise from fraud or error and are considered material if, individually or in the aggregate, they could reasonably be expected to influence the economic decisions of users taken on the basis of these annual financial results.

As part of an audit in accordance with SAs, we exercise professional judgment and maintain professional skepticism throughout the audit. We also:

- Identify and assess the risks of material misstatement of the financial results, whether due to fraud or error, design and perform audit procedures responsive to those risks, and obtain audit evidence that is sufficient and appropriate to provide a basis for our opinion. The risk of not detecting a material misstatement resulting from fraud is higher than for one resulting from error, as fraud may involve collusion, forgery, intentional omissions, misrepresentations, or the override of internal control.
- Obtain an understanding of internal control relevant to the audit in order to design audit procedures that are appropriate in the circumstances, but for the purpose of expressing an opinion on the effectiveness of the Companies internal control.
- Evaluate the appropriateness of accounting policies used and the reasonableness of accounting estimates and related disclosures made by the Board of Directors.
- Conclude on the appropriateness of the Board of Directors use of the going concern basis of accounting and, based on the audit evidence obtained, whether a material uncertainty exists related to events or conditions that may cast significant doubt on the ability of the Company to continue as a going concern. If we conclude that a material uncertainty exists, we are required to draw attention in our auditor's report to the related disclosures in the financial results or, if such disclosures are inadequate, to modify our opinion. Our conclusions are based on the audit evidence obtained up to the date of our auditor's report. However, future events or conditions may cause the Company to cease to continue as a going concern.
- Evaluate the overall presentation, structure and content of the financial results, including the disclosures, and whether the financial results represent the underlying transactions and events in a manner that achieves fair presentation.

We communicate with those charged with governance of the Company regarding, among other matters, the planned scope and timing of the audit and significant audit findings, including any significant deficiencies in internal control that we identify during our audit. We also provide those charged with governance with a statement that we have complied with relevant ethical requirements regarding

independence, and to communicate with them all relationships and other matters that may reasonably be thought to bear on our independence, and where applicable, related safeguards. We also performed procedures in accordance with the circular issued by the SEBI under Regulation 33(8) of the Listing Regulations, as amended, to the extent applicable.

Other Matters

The annual financial results include the results for the quarter ended March 31, 2023, being the balancing figure between the audited figures in respect of the full financial year ended March 31, 2023, and the published year to date figures up to third quarter of the current financial year, which were subject to limited review by us, as required under the Listing Regulations.

Place: Chennai

Date: 26th May, 2023



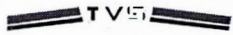
For Brahmayya & Co.,
Chartered Accountants
Firm Regn. No: 000511S

K. Jitendra Kumar
K Jitendra Kumar
Partner

Membership No: 201825

UDIN No: 23201825BGU4DF

3603



SUNDARAM BRAKE LININGS LIMITED

CIN: L34300TN1974PLC006703

Regd Office: Padi, Chennai 600 050; Tel. No: 044-26257853; Fax: 044-26254770

AUDITED FINANCIAL RESULTS FOR THE FINANCIAL YEAR ENDED 31st MARCH 2023

Rs. in lacs

	Particulars	Quarter Ended			Year Ended	
		31.03.2023	31.12.2022	31.03.2022	31.03.2023	31.03.2022
		(Audited)	(Unaudited)	(Audited)	(Audited)	
	Income from Operations					
1	Revenue from Operations	9,176.88	8,729.32	8,123.64	35,483.84	29,520.02
2	Other Income	41.56	38.72	99.70	276.54	319.69
3	Total Revenue	9,218.44	8,768.04	8,223.34	35,760.38	29,839.71
4	Expenditure					
	(a) Cost of materials consumed	5,226.64	5,533.09	4,617.43	21,701.36	16,938.20
	(b) Changes in inventories of finished goods and work-in-	-35.96	(196.73)	61.54	-330.35	-356.37
	(c) Employee benefits expense	994.73	1,083.85	920.51	4,289.65	4,201.32
	(d) Finance cost	103.97	110.65	64.66	371.57	180.72
	(e) Depreciation and amortisation expense	162.06	152.80	160.61	610.82	599.15
	(f) Other expenses	2,546.04	2,372.29	2,257.80	9,657.08	8,489.80
5	Total Expenses (a ... f)	8,997.48	9,055.95	8,082.55	36,300.13	30,052.82
6	Total Profit/ (Loss) before Exceptional items and Tax (3-5)	220.96	-287.91	140.79	-539.75	-213.11
7	Exceptional item:					
	i. Reversal of Liability towards contracts with customers			433.33		433.33
	ii. Additional depreciation on tools due to change in useful life		-	(206.96)		(206.96)
8	Profit / (Loss) Before Tax (6 - 7)	220.96	-287.91	367.16	-539.75	13.26
9	Tax expense					
	- Current Tax		-	2.07		2.07
	- Prior Period Tax		-	-	-	-
	- Deferred Tax	5.19	(1.50)	8.49	(61.59)	3.43
10	Profit/ (Loss) for the period from continuing operations (8 - 9)	215.77	(286.41)	356.60	(478.16)	7.76
11	Profit/ (Loss) for the period from discontinued operations, if any		-	-	-	-
12	Profit/ (Loss) for the period (10 + 11)	215.77	(286.41)	356.60	(478.16)	7.76
13	Other Comprehensive Income					
	(i) Item that will not be reclassified to Profit & Loss	-43.95	-	45.07	(43.95)	45.07
	(ii) Deferred Tax relating to item that will not be reclassified to Profit & Loss		-	-7.03		(7.03)
	b (i) Item that will be reclassified to Profit & Loss		-	0.00	-	-
	(ii) Income Tax relating to item that will be reclassified to Profit & Loss		-	-	-	-
14	Total Comprehensive Income (12+13)	171.82	(286.41)	394.64	(522.11)	45.80
15	Paid up Equity Share Capital-Face Value-Rs.10/- each	393.46	393.46	393.46	393.46	393.46
16	Reserves excluding Revaluation Reserve as per balance sheet of accounting year				8,147.57	8,669.67
17	Earnings Per Share (EPS) - in Rs.					
	a) Basic and diluted EPS before Extraordinary items (not annualised) - in Rs.	5.48	(7.28)	9.06	(12.15)	0.20
	b) Basic and diluted EPS after Extraordinary items (not annualised) - in Rs.	5.48	(7.28)	9.06	(12.15)	0.20

Statement of Assets and Liabilities as at 31st March 2023:		Rs. in lacs	
Particulars		As at 31.03.2023 (Audited)	As at 31.03.2022 (Audited)
A	ASSETS		
1	Non-current Assets		
	(a) Property, Plant and Equipment	6,380.79	6,435.11
	(b) Right of use Assets	267.47	270.73
	(c) Other Intangible Asset	48.98	73.16
	(d) Investment Property	35.82	36.11
	(e) Capital Work-in-Progress	32.20	100.26
	(f) Intangible assets under development	81.92	48.55
		6,847.18	6,963.92
	(f) Financial Assets		
	i. Investments	92.94	92.69
	ii. Other financial assets	356.23	199.65
	(g) Non Current Tax Assets (Net)	-	6.18
	(h) Other Non-Current Assets	143.01	162.60
		592.18	461.12
	Sub-total - Non-current Assets	7,439.36	7,425.04
2	Current Assets		
	(a) Inventories	5,567.05	4,849.25
	(b) Financial Assets		
	i. Trade Receivables	6,898.46	6,447.40
	ii. Cash and cash equivalents	25.38	28.97
	iii. Other Financial Assets	233.08	102.87
	(c) Other Current Assets	442.69	857.99
		13,166.66	12,286.48
	TOTAL - ASSETS	20,606.02	19,711.52
B	EQUITY AND LIABILITIES		
1	Equity		
	(a) Equity Share Capital	393.46	393.46
	(b) Other Equity	8,147.57	8,669.67
	Sub-total - Shareholders' funds	8,541.03	9,063.13
	LIABILITIES		
2	Non-current liabilities		
	(a) Financial Liabilities		
	i. Borrowings	493.63	0.00
	(b) Provisions	65.54	88.16
	(c) Deferred Tax Liabilities (Net)	917.49	979.08
	(d) Liabilities for tax (Net)		
	Sub-total - Non-current liabilities	1,476.66	1,067.24
3	Current liabilities		
	(a) Financial Liabilities		
	i. Short-term borrowings	4,503.57	4,164.13
	ii. Trade payables		
	(A) Total outstanding dues of micro enterprises and small enterprises	2,258.02	1,296.89
	(B) Total outstanding dues of creditors other than micro enterprises and small enterprises	2,814.91	2,897.76
	iii. Other Financial Liabilities	857.22	1,067.81
	(b) Other current liabilities	145.57	145.61
	(c) Provisions	8.62	8.95
	(d) Liabilities for tax (Net)	0.42	-
	Sub-total - Current liabilities	10,588.33	9,581.15
	TOTAL - EQUITY AND LIABILITIES	20,606.02	19,711.52



[Handwritten Signature]

Cash Flow Statement for the year ended 31st March, 2023:		Rs. in lacs	
		For the year ended 31.03.2023	For the year ended 31.03.2022
A.	CASH FLOW FROM OPERATING ACTIVITIES		
	Profit / (Loss) before Tax	(539.75)	13.27
	Adjustments for:		
	Depreciation and Amortization	610.82	806.11
	Unrealised (Gain) / loss on Foreign Exchange Fluctuations	(23.37)	(6.54)
	Other adjustments	(43.95)	45.07
	Profit / (Loss) on Sale of fixed assets	-	(0.82)
	Payable written back	(70.79)	(576.34)
	Provision for leave encashment	(22.95)	(7.59)
	Interest Income	(16.90)	(6.46)
	Interest Expenses	371.57	180.72
	Cash Generated Before Working Capital Changes	264.68	447.42
	Movement In Working Capital		
	Increase / (Decrease) in Trade Payables	845.32	703.70
	Increase / (Decrease) in Other Financial Liabilities	(19.60)	202.39
	Increase / (Decrease) in Other Liabilities	15.00	(27.25)
	(Increase) / Decrease in Trade Receivables	(424.14)	53.83
	(Increase) / Decrease in Inventories	(717.80)	(1,421.37)
	(Increase) / Decrease in Other Financial Assets	(278.70)	(50.99)
	(Increase) / Decrease in Other Assets	419.64	(58.00)
	Cash Generated From Operations	104.41	(150.27)
	Direct Taxes Paid (net)	6.68	(58.19)
	Net Cash Flow From / (Used in) Operating Activities	111.09	(208.46)
B.	CASH FLOW FROM / (USED IN) INVESTING ACTIVITIES		
	Purchase of Property, Plant & Equipment (PPE) and Intangible Assets	(583.13)	(768.68)
	Proceeds from Sale of PPE	-	1.00
	Purchase of Non Current Investments /Advance	(0.25)	(0.21)
	Deposit made for Margin money for Bank Guarantee	-	-
	Sale of Non Current Investments	-	-
	Interest Income Received	8.81	8.14
	Net Cash Flow From / (Used in) Investing Activities	(574.57)	(759.75)
C.	CASH FLOW FROM / (USED IN) FINANCING ACTIVITIES		
	Proceeds from/(to) Short - Term Borrowings (Net) *	281.35	1,518.16
	Proceeds from Long Term Borrowings	718.00	-
	Repayment of Long Term Borrowings	(167.88)	(366.00)
	Dividend paid	-	-
	Interest Paid	(371.57)	(180.72)
	Net Cash Flow From / (Used in) Financing Activities	459.90	971.44
	Net Increase / (Decrease) in Cash and Cash Equivalents (A+B+C)	(3.59)	3.23
	Cash and Cash Equivalents at the beginning of the year	28.97	25.74
	Cash and Cash Equivalents at the end of the year	25.38	28.97
	Components of Cash and Cash Equivalents		
	Cash and cheques on Hand	24.11	26.06
	Balances with Banks		
	-On Current Accounts	1.17	2.81
	-On Deposit Accounts	0.10	0.10
	Cheques, Drafts on hand	-	-
	Cash and cash Equivalent	25.38	28.97
	Non Cash Investment/Financing Activities		
	*Foreign Exchange Movement	(1.59)	(34.63)
The above cash flow statement has been prepared under the 'Indirect Method' as set out in the Ind AS - 7 on Cash Flow Statements.			



Handwritten signature

Notes :

- 1 The operations of the Company relate only to one segment viz., friction materials.
- 2 The above audited financial results of the Company have been prepared in accordance with Ind AS notified under the Companies (Indian Accounting Standards) Rules, 2015. These results were reviewed and recommended by the Audit Committee and approved by the Board of Directors at its meeting held on 26th May, 2023. The Statutory Auditors have carried out an audit for the year ended 31st March, 2023 and have issued an unqualified report thereon.
- 3 Other Comprehensive Income mainly comprise of the impact on movement in fair value of Non-Current Investments in Equity and Remeasurement of Defined Plan Benefits
- 4 Provision for Deferred Tax for the financial year ended 31.03.2023 includes Deferred Tax Assets pertaining to earlier year of Rs. 44.18 lacs.
- 5 The figures for the last quarter are the balancing figures between the audited figures in respect of the full financial year and the published year to date figures upto the third quarter of the respective financial years ended 31.03.2023 / 31.03.2022.
- 6 Prior period figures have been regrouped wherever necessary to conform to current period classification.



Chennai
26th May, 2023

On behalf of the Board
For SUNDARAM BRAKE LININGS LIMITED


A handwritten signature in blue ink, appearing to read "Krishna Mahesh".

KRISHNA MAHESH
MANAGING DIRECTOR

Visit our website : www.tvsbrakelinings.com

SUNDARAM BRAKE LININGS LIMITED

Padi, Chennai - 600 050, India.



Telephone: 73580 33474

E-mail : sbl@tvssbl.com

Website : www.tvbrakelinings.com

PAN : AADCS4888E

26th May, 2023

National Stock Exchange of India Limited Exchange Plaza, 5 th Floor Plot No. C/1, "G" Block Bandra Kurla Complex Bandra (East), Mumbai-400 051 Scrip Code: SUNDRMBRAK	BSE Limited Floor 25, P J Towers, Dalal Street, Mumbai – 400 001 Scrip Code: 590072
---	---

Dear Sir/Madam,

Re: Declaration pursuant to Proviso 2 to Reg.33(3)(d) of SEBI(Listing Obligations and Disclosure Requirements) Regulations,2015

In terms of Proviso 2 to Reg.33(3)(d) of SEBI(Listing Obligations and Disclosure Requirements) Regulations,2015, we hereby declare that the Statutory Auditors of the Company M/s Brahmayya & Co. Chartered Accountants, Chennai, Firm Registration No: 000511S have expressed and issued Audit reports with an unmodified opinion for the Financial Results of the Company for the financial year ended 31st March,2023.

Kindly take the above on record.

Thanking you,

Yours truly,

for **SUNDARAM BRAKE LININGS LIMITED**

V.Srinivasan

Chief Financial Officer