

Date: 12<sup>th</sup> November, 2021

To,  
The Manager,  
The BSE Limited  
1st Floor, Phiroze Jeejeebhoy Towers,  
Dalal Street, Fort,  
Mumbai - 400 001

Dear Sir,

**Sub: Outcome of Board Meeting**

With reference to the captioned subject, the exchange is hereby informed that the Board of Directors of Alembic Limited at its meeting held today has inter alia approved the Unaudited Financial Results of the Company for the quarter and half year ended on 30<sup>th</sup> September, 2021.

We enclose herewith the following:

- 1) Consolidated Unaudited Financial Results of the Company for the quarter and half year ended on 30<sup>th</sup> September, 2021 and Consolidated Statement of Assets and Liabilities as at 30<sup>th</sup> September, 2021.
- 2) Standalone Unaudited Financial Results of the Company for the quarter and half year ended on 30<sup>th</sup> September, 2021 and Standalone Statement of Assets and Liabilities as at 30<sup>th</sup> September, 2021.
- 3) Limited Review Report by Statutory Auditors on Consolidated as well as on Standalone Unaudited Financial Results.

The time of commencement of the Board Meeting was 3:30 p.m. and the time of conclusion was 4:30 p.m.

We request you to kindly take the same on your record.

Thanking you.

Yours faithfully,  
**For Alembic Limited**  
  
**Drigesh Mittal**  
**Company Secretary**



Encl.: A/a

**ALEMBIC LIMITED**

Statement of Consolidated Unaudited Financial Results for the Quarter and Half year ended 30th September, 2021

Rs. in Lakhs

Sr. No.	Particulars	Quarter Ended			Half Year Ended		Year Ended
		30.09.2021 (Unaudited)	30.06.2021 (Unaudited)	30.09.2020 (Unaudited)	30.09.2021 (Unaudited)	30.09.2020 (Unaudited)	31.03.2021 (Audited)
1	Revenue from Operations	1,951	2,082	1,676	4,034	3,014	7,352
2	Other Income	8,141	196	268	8,337	549	1,027
3	<b>Total Income</b>	<b>10,092</b>	<b>2,278</b>	<b>1,943</b>	<b>12,371</b>	<b>3,564</b>	<b>8,379</b>
4	<b>Expenses</b>						
	Cost of Materials Consumed	170	234	310	404	563	1,177
	Cost of Construction	252	248	101	500	101	1,286
	Changes in Inventories of Finished Goods and WIP	65	304	64	369	136	(239)
	Employee Benefit Expenses	559	547	579	1,106	1,199	2,260
	Finance Costs	12	10	8	22	17	36
	Depreciation and amortisation expense	115	113	97	228	189	394
	Other Expenses	627	341	374	968	694	1,761
	<b>Total Expenses</b>	<b>1,799</b>	<b>1,797</b>	<b>1,532</b>	<b>3,596</b>	<b>2,899</b>	<b>6,675</b>
5	<b>Profit Before Tax</b>	<b>8,293</b>	<b>481</b>	<b>411</b>	<b>8,774</b>	<b>665</b>	<b>1,704</b>
6	<b>Tax Expenses</b>						
	Current Tax	891	88	91	979	103	290
	Deferred Tax	44	8	(2)	53	30	35
	Short / (Excess) Provision of earlier years	-	-	-	-	-	(6)
7	<b>Net Profit after tax for the Period</b>	<b>7,358</b>	<b>384</b>	<b>322</b>	<b>7,742</b>	<b>533</b>	<b>1,384</b>
8	Share of Associate's Profit	4,658	4,522	9,357	9,180	17,999	32,900
9	<b>Net Profit after tax and Share of Associate's Profit</b>	<b>12,016</b>	<b>4,906</b>	<b>9,679</b>	<b>16,922</b>	<b>18,531</b>	<b>34,284</b>
10	Other Comprehensive Income						
	A (i) Items that will not be reclassified to Profit or (Loss)	8,182	(5,548)	9,365	2,634	12,922	38,992
	(ii) Income tax relating to items that will not be reclassified to Profit or (Loss)	(939)	650	(1,067)	(289)	(1,457)	(4,452)
	B (i) Items that will be reclassified to Profit or (Loss)	(9)	53	(53)	45	(61)	(75)
11	<b>Total Comprehensive Income/(Loss) for the Period</b>	<b>19,250</b>	<b>62</b>	<b>17,924</b>	<b>19,312</b>	<b>29,935</b>	<b>68,749</b>
12	Paid up Equity Share Capital (Face Value of Rs 2/- per share)	5,135.64	5,135.64	5,135.64	5,135.64	5,135.64	5,135.64
13	Other Equity (excluding Revaluation Reserve)						1,80,277
14	Earnings per equity share (FV Rs. 2/- per share) Basic & Diluted (In Rs.)	4.68	1.91	3.77	6.59	7.22	13.35



## Alembic Limited

## Segment wise Consolidated Revenue and Results


Rs. In Lakhs

Sr. No.	Particulars	Quarter Ended			Half Year Ended		Year Ended
		30.09.2021 (Unaudited)	30.06.2021 (Unaudited)	30.09.2020 (Unaudited)	30.09.2021 (Unaudited)	30.09.2020 (Unaudited)	31.03.2021 (Audited)
1	<b>Segment Revenue</b>						
	Revenue from Operations						
	a. Active Pharmaceutical Ingredients Business	815	1,069	842	1,884	1,569	2,849
	b. Real Estate Business	1,136	1,013	833	2,149	1,445	4,502
	<b>Total Income from Operations (Net)</b>	<b>1,951</b>	<b>2,082</b>	<b>1,675</b>	<b>4,034</b>	<b>3,014</b>	<b>7,352</b>
2	<b>Segment Results (Profit (+)/ Loss (-) before Taxes and interest from each segment)</b>						
	a. Active Pharmaceutical Ingredients Business	83	141	4	224	(48)	(128)
	b. Real Estate Business	269	277	306	546	406	1,312
	<b>Total</b>	<b>352</b>	<b>418</b>	<b>310</b>	<b>771</b>	<b>358</b>	<b>1,184</b>
	Unallocable Income and Expenditure						
	(i) Interest Expense	(12)	(10)	(8)	(22)	(17)	(36)
	(ii) Dividend Income and Gain/(Loss) on Fair Value Change of Financial Asset	7,949	69	(9)	8,018	143	115
	(iii) Other Income / (Expense)	4	4	118	8	181	442
	<b>Total Profit Before Tax</b>	<b>8,293</b>	<b>481</b>	<b>411</b>	<b>8,774</b>	<b>665</b>	<b>1,704</b>
3	<b>Segment Assets</b>						
	a. Active Pharmaceutical Ingredients Business	14,824	15,115	14,876	14,824	14,876	15,445
	b. Real Estate Business	23,695	22,416	15,468	23,695	15,468	21,494
	c. Unallocated	2,21,554	2,02,840	1,68,307	2,21,554	1,68,307	2,03,958
	<b>Total</b>	<b>2,60,073</b>	<b>2,40,370</b>	<b>1,98,651</b>	<b>2,60,073</b>	<b>1,98,651</b>	<b>2,40,896</b>
4	<b>Segment Liabilities</b>						
	a. Active Pharmaceutical Ingredients Business	1,825	1,896	1,766	1,825	1,766	1,712
	b. Real Estate Business	4,741	4,661	4,302	4,741	4,302	4,819
	c. Unallocated	5,006	4,048	1,694	5,006	1,694	4,663
	<b>Total</b>	<b>11,571</b>	<b>10,605</b>	<b>7,762</b>	<b>11,571</b>	<b>7,762</b>	<b>11,193</b>

**Notes:**

- The above results have been reviewed by Statutory Auditors, recommended by Audit Committee and approved by the Board of Directors of the Company.
- The previous quarter's / year's figures have been regrouped / rearranged wherever necessary to make it comparable with the current quarter / year.

For Alembic Limited


Chirayu Amin  
Chairman

Place : Vadodara

Date : 12th November, 2021



## Alembic Limited

## Statement of Consolidated Assets and Liabilities

Rs. in Lakhs

Particulars	As at 30th September, 2021 (Unaudited)	As at 31st March, 2021 (Audited)
<b>ASSETS</b>		
<b>Non-Current Assets</b>		
(a) Property, Plant and Equipments	13,354	13,369
(b) Capital Work-in-Progress	97	584
(c) Investment Property	14,793	13,124
(d) Goodwill	5	5
(e) Financial Assets		
(i) Investments	51,954	49,279
(ii) Investments accounted using Equity Method	1,62,993	1,53,779
(iii) Loans	97	110
(iv) Others	313	352
(f) Other Non-Current Assets	-	85
	<b>2,43,606</b>	<b>2,30,687</b>
<b>Current Assets</b>		
(a) Inventories	6,953	5,428
(b) Financial Assets		
(i) Investments	7,010	1,659
(ii) Trade Receivables	1,043	1,381
(iii) Cash and Cash Equivalents	277	589
(iv) Bank Balances other than included in (iii) above	75	69
(v) Others	92	80
(c) Other Current Assets	980	967
(d) Current Tax Assets (Net)	37	37
	<b>16,467</b>	<b>10,209</b>
<b>TOTAL - ASSETS</b>	<b>2,60,073</b>	<b>2,40,896</b>
<b>EQUITY AND LIABILITIES</b>		
<b>Equity</b>		
(a) Equity Share Capital	5,136	5,136
(b) Other Equity	2,43,366	2,24,567
	<b>2,48,502</b>	<b>2,29,703</b>
<b>Liabilities</b>		
<b>Non-Current Liabilities</b>		
(a) Financial Liabilities		
(i) Other Financial Liabilities	559	506
(b) Provisions	122	83
(c) Deferred Tax Liability (Net)	5,006	4,663
	<b>5,688</b>	<b>5,252</b>
<b>Current Liabilities</b>		
(a) Financial Liabilities		
(i) Borrowings	3	28
(ii) Trade Payables		
a) total outstanding dues of Micro and Small Enterprises	109	182
b) total outstanding dues of creditors other than Micro and Small Enterprises	1,843	1,599
(iii) Other Financial Liabilities	414	386
(b) Other Current Liabilities	2,438	2,680
(c) Provisions	1,077	1,066
	<b>5,884</b>	<b>5,942</b>
<b>TOTAL - EQUITY AND LIABILITIES</b>	<b>2,60,073</b>	<b>2,40,896</b>

For Alembic Limited

Place : Vadodara  
Date : 12th November, 2021



  
Chirayu Amin  
Chairman

**Alembic Limited**  
**Consolidated Cash Flow Statement for Half Year ended 30th September, 2021**

Rs. In Lakhs

Particulars	For the Half Year Ended on 30th September, 2021 (Unaudited)	For the Half Year Ended on 30th September, 2020 (Unaudited)
<b>A CASH FLOW FROM OPERATING ACTIVITIES:</b>		
Net Profit before tax	8,774	665
Add:		
Depreciation	228	189
Interest charged	22	17
(Gain) / Loss on sale of Property, Plant and Equipments	(14)	(6)
Sundry balances written back (Net)	(62)	-
Other Non cash items	(170)	(116)
Less:		
Interest Income	(37)	(39)
Dividend Income	(7,852)	(38)
<b>Operating Profit before change in working capital</b>	<b>889</b>	<b>672</b>
<b>Working capital changes:</b>		
Add / (Less) :		
(Increase) / Decrease in Inventories	(1,525)	(348)
(Increase) / Decrease in Trade Receivables	338	(395)
(Increase) / Decrease in Other Asset	(13)	(35)
(Increase) / Decrease in Financial Asset	41	(457)
Increase / (Decrease) in Trade Payables	233	131
Increase / (Decrease) in Financial Liabilities	74	(112)
Increase / (Decrease) in Other Liabilities	(242)	824
Increase / (Decrease) in Provisions	21	49
<b>Cash generated from operations</b>	<b>(185)</b>	<b>328</b>
Add / (Less) :		
Direct taxes paid (Net of refunds)	(979)	(55)
<b>Net cash inflow from operating activities (A)</b>	<b>(1,164)</b>	<b>273</b>
<b>B CASH FLOW FROM INVESTING ACTIVITIES:</b>		
Add:		
Proceeds from sale of Property, Plant and Equipments	14	6
Proceeds from sale / redemption of Investments	2,634	9,579
Interest received	37	39
Dividend received	7,852	38
Less:	10,537	9,662
Purchase of PPE and Investment Property/increase in CWIP and Capital Advances	1,310	703
Purchase of Investments (Net)	7,815	13,248
Increase in Restricted Bank Balances other than Cash & Cash Equivalents	7	22
	9,131	13,974
<b>Net cash inflow from Investing activities (B)</b>	<b>1,406</b>	<b>(4,312)</b>
<b>C CASH FLOW FROM FINANCING ACTIVITIES:</b>		
Add:		
Net increase/(decrease) in working capital demand loans	(25)	41
Less:		
Dividends paid (including distribution tax)	507	1,518
Interest and other finance costs	22	17
	529	1,535
<b>Net cash inflow from Financing activities (C)</b>	<b>(554)</b>	<b>(1,494)</b>
<b>I. Net (decrease) / Increase in cash and cash equivalents (A+B+C)</b>	<b>(312)</b>	<b>(5,533)</b>
<b>II. Cash and cash equivalents at the beginning of the period</b>	<b>589</b>	<b>5,830</b>
<b>III. Cash and cash equivalents at the end of the period</b>	<b>277</b>	<b>297</b>
<b>IV. Cash and cash equivalents at the end of the period</b>		
Balances with Bank	275	295
Cash on Hand	2	2
<b>Cash and cash equivalents</b>	<b>277</b>	<b>297</b>

For Alembic Limited

Place : Vadodara  
 Date : 12th November, 2021



*(Signature)*

Chirayu Amin  
 Chairman



**ALEMBIC LIMITED**  
 CIN:L26100GJ1907PLC000033  
 Regd.Office: Alembic Road, Vadodara 390 003  
 Ph:0265 2280550  
 www.alembiclimited.com Email:alembic.investors@alembic.co.in

**Statement of Standalone Unaudited Financial Results for the Quarter and Half year ended 30th September, 2021**

**Rs. in Lakhs**

Sr. No.	Particulars	Quarter Ended			Half Year Ended		Year Ended
		30.09.2021 (Unaudited)	30.06.2021 (Unaudited)	30.09.2020 (Unaudited)	30.09.2021 (Unaudited)	30.09.2020 (Unaudited)	31.03.2021 (Audited)
1	Revenue from Operations	1,909	2,039	1,649	3,948	2,958	7,230
2	Other Income	8,140	196	269	8,336	550	997
3	<b>Total Income</b>	<b>10,049</b>	<b>2,235</b>	<b>1,918</b>	<b>12,284</b>	<b>3,509</b>	<b>8,227</b>
4	<b>Expenses</b>						
	Cost of Materials Consumed	170	234	310	404	563	1,177
	Cost of Construction	252	248	101	500	101	1,286
	Changes in Inventories of Finished Goods and WIP	65	304	64	369	136	(239)
	Employee Benefit Expenses	559	547	579	1,106	1,199	2,260
	Finance Costs	9	7	6	16	12	27
	Depreciation and amortisation expense	106	104	97	210	189	391
	Other Expenses	616	319	356	936	652	1,673
	<b>Total Expenses</b>	<b>1,776</b>	<b>1,764</b>	<b>1,512</b>	<b>3,540</b>	<b>2,853</b>	<b>6,575</b>
5	<b>Profit Before Tax</b>	<b>8,272</b>	<b>471</b>	<b>407</b>	<b>8,744</b>	<b>656</b>	<b>1,652</b>
6	<b>Tax Expenses</b>						
	Current Tax	889	88	91	977	103	290
	Deferred Tax	44	8	(2)	52	30	31
	Short / (Excess) Provision of earlier years	-	-	-	-	-	(6)
7	<b>Net Profit after tax for the Period</b>	<b>7,340</b>	<b>375</b>	<b>317</b>	<b>7,715</b>	<b>524</b>	<b>1,336</b>
8	Other Comprehensive Income						
	(i) Items that will not be reclassified to Profit or (Loss)	8,039	(5,392)	9,392	2,647	13,144	39,035
	(ii) Income tax relating to items that will not be reclassified to Profit or (Loss)	(914)	624	(1,071)	(291)	(1,495)	(4,458)
9	<b>Total Comprehensive Income/(Loss) for the Period</b>	<b>14,465</b>	<b>(4,394)</b>	<b>8,638</b>	<b>10,071</b>	<b>12,173</b>	<b>35,913</b>
10	Paid up Equity Share Capital (Face Value of Rs 2/- per share)	5,135.64	5,135.64	5,135.64	5,135.64	5,135.64	5,135.64
11	Other Equity (excluding Revaluation Reserve)						33,256
12	Earnings per equity share (FV Rs. 2/- per share) Basic & Diluted (In Rs.)	2.86	0.15	0.12	3.00	0.20	0.52



Alembic Limited  
Segment wise Standalone Revenue and Results

Rs. In Lakhs

Sr. No.	Particulars	Quarter Ended			Half Year Ended		Year Ended
		30.09.2021 (Unaudited)	30.06.2021 (Unaudited)	30.09.2020 (Unaudited)	30.09.2021 (Unaudited)	30.09.2020 (Unaudited)	31.03.2021 (Audited)
1	<b>Segment Revenue</b>						
	Revenue from Operations						
	a. Active Pharmaceutical Ingredients Business	815	1,069	842	1,884	1,569	2,849
	b. Real Estate Business	1,094	969	807	2,064	1,389	4,381
	<b>Total Income from Operations (Net)</b>	<b>1,909</b>	<b>2,039</b>	<b>1,649</b>	<b>3,948</b>	<b>2,958</b>	<b>7,230</b>
2	<b>Segment Results (Profit (+)/ Loss (-) before Taxes and interest from each segment)</b>						
	a. Active Pharmaceutical Ingredients Business	83	141	4	224	(48)	(128)
	b. Real Estate Business	246	264	299	510	392	1,250
	<b>Total</b>	<b>329</b>	<b>406</b>	<b>303</b>	<b>734</b>	<b>345</b>	<b>1,122</b>
	Unallocable Income and Expenditure						
	(i) Interest Expense	(9)	(7)	(6)	(16)	(12)	(27)
	(ii) Dividend Income and Gain/(Loss) on Fair Value Change of Financial Asset	7,949	69	(9)	8,018	143	115
	(iii) Other Income / (Expense)	4	4	118	8	181	442
	<b>Total Profit Before Tax</b>	<b>8,272</b>	<b>471</b>	<b>407</b>	<b>8,744</b>	<b>656</b>	<b>1,652</b>
3	<b>Segment Assets</b>						
	a. Active Pharmaceutical Ingredients Business	14,824	15,115	14,876	14,824	14,876	15,445
	b. Real Estate Business	22,953	21,710	15,240	22,953	15,240	20,284
	c. Unallocated	65,794	51,836	36,313	65,794	36,313	57,917
	<b>Total</b>	<b>1,03,571</b>	<b>88,661</b>	<b>66,429</b>	<b>1,03,571</b>	<b>66,429</b>	<b>93,645</b>
4	<b>Segment Liabilities</b>						
	a. Active Pharmaceutical Ingredients Business	1,825	1,896	1,766	1,825	1,766	1,712
	b. Real Estate Business	4,486	4,434	4,027	4,486	4,027	4,594
	c. Unallocated	5,021	4,043	1,694	5,021	1,694	4,658
	<b>Total</b>	<b>11,332</b>	<b>10,373</b>	<b>7,487</b>	<b>11,332</b>	<b>7,487</b>	<b>10,963</b>

Notes:

- The above results have been reviewed by Statutory Auditors, recommended by Audit Committee and approved by the Board of Directors of the Company.
- The previous quarter's / year's figures have been regrouped / rearranged wherever necessary to make it comparable with the current quarter / year.

For Alembic Limited

Chirayu Amin  
Chairman

Place : Vadodara

Date : 12th November, 2021




## Alembic Limited

## Statement of Standalone Assets and Liabilities

Rs. in Lakhs

Particulars	As at 30th September, 2021 (Unaudited)	As at 31st March, 2021 (Audited)
<b>ASSETS</b>		
<b>Non-Current Assets</b>		
(a) Property, Plant and Equipments	13,354	13,369
(b) Capital Work-in-Progress	97	584
(c) Investment Property	14,432	12,744
(d) Financial Assets		
(i) Investments	59,225	56,550
(ii) Others	313	352
(e) Other Non-Current Assets	-	85
	<b>87,420</b>	<b>83,684</b>
<b>Current Assets</b>		
(a) Inventories	6,953	5,428
(b) Financial Assets		
(i) Investments	6,865	1,568
(ii) Trade Receivables	972	1,310
(iii) Cash and Cash Equivalents	229	578
(iv) Bank Balances other than included in (iii) above	75	69
(v) Others	92	80
(c) Other Current Assets	965	925
(d) Current Tax Assets (Net)	-	5
	<b>16,151</b>	<b>9,962</b>
<b>TOTAL - ASSETS</b>	<b>1,03,571</b>	<b>93,645</b>
<b>EQUITY AND LIABILITIES</b>		
<b>Equity</b>		
(a) Equity Share Capital	5,136	5,136
(b) Other Equity	87,104	77,546
	<b>92,239</b>	<b>82,682</b>
<b>Liabilities</b>		
<b>Non-Current Liabilities</b>		
(a) Financial Liabilities		
(i) Other Financial Liabilities	397	384
(b) Provisions	122	83
(c) Deferred Tax Liability (Net)	5,001	4,658
	<b>5,521</b>	<b>5,125</b>
<b>Current Liabilities</b>		
(a) Financial Liabilities		
(i) Borrowings	3	28
(ii) Trade Payables		
a) total outstanding dues of Micro and Small Enterprises	109	163
b) total outstanding dues of creditors other than Micro and Small Enterprises	1,833	1,571
(iii) Other Financial Liabilities	352	346
(b) Other Current Liabilities	2,418	2,665
(c) Provisions	1,077	1,066
(d) Current Tax Liabilities (Net)	20	-
	<b>5,812</b>	<b>5,839</b>
<b>TOTAL - EQUITY AND LIABILITIES</b>	<b>1,03,571</b>	<b>93,645</b>

For Alembic Limited


Chirayu Amin  
Chairman

Place : Vadodara

Date : 12th November, 2021






**Alembic Limited**  
**Standalone Cash Flow Statement for Half Year ended 30th September, 2021**

Rs. In Lakhs

Particulars	For the Half Year Ended on 30th September, 2021 (Unaudited)	For the Half Year Ended on 30th September, 2020 (Unaudited)
<b>A CASH FLOW FROM OPERATING ACTIVITIES:</b>		
Net Profit before tax	8,744	656
<b>Add:</b>		
Depreciation	210	189
Interest charged	16	12
(Gain) / Loss on sale of Property, Plant and Equipments	(14)	(6)
Sundry balances written back (Net)	(62)	-
Other Non cash items	(167)	(116)
<b>Less:</b>		
Interest Income	(40)	(40)
Dividend Income	(7,852)	(38)
<b>Operating Profit before change in working capital</b>	<b>834</b>	<b>657</b>
<b>Working capital changes:</b>		
<b>Add / (Less) :</b>		
(Increase) / Decrease in Inventories	(1,525)	(348)
(Increase) / Decrease in Trade Receivables	338	(441)
(Increase) / Decrease in Other Asset	(40)	7
(Increase) / Decrease in Financial Asset	28	(457)
Increase / (Decrease) in Trade Payables	270	(13)
Increase / (Decrease) in Financial Liabilities	13	(72)
Increase / (Decrease) in Other Liabilities	(247)	821
Increase / (Decrease) in Provisions	21	49
<b>Cash generated from operations</b>	<b>(308)</b>	<b>202</b>
<b>Add / (Less) :</b>		
Direct taxes paid (Net of refunds)	(952)	(38)
<b>Net cash inflow from operating activities (A)</b>	<b>(1,260)</b>	<b>165</b>
<b>B CASH FLOW FROM INVESTING ACTIVITIES:</b>		
<b>Add:</b>		
Proceeds from sale of Property, Plant and Equipments	14	6
Proceeds from sale / redemption of Investments	2,584	9,579
Interest received	40	40
Dividend received	7,852	38
<b>Less:</b>	<b>10,491</b>	<b>9,663</b>
Purchase of PPE and Investment Property/increase in CWIP and Capital Advances	1,310	504
Purchase of Investments (Net)	7,715	13,248
Increase in Restricted Bank Balances other than Cash & Cash Equivalents	7	22
<b>Net cash inflow from Investing activities (B)</b>	<b>1,459</b>	<b>(4,111)</b>
<b>C CASH FLOW FROM FINANCING ACTIVITIES:</b>		
<b>Add:</b>		
Net increase/(decrease) in working capital demand loans	(25)	23
<b>Less:</b>		
Dividends paid (including distribution tax)	507	1,518
Interest and other finance costs	16	12
<b>Net cash inflow from Financing activities (C)</b>	<b>(548)</b>	<b>(1,507)</b>
<b>I. Net (decrease) / Increase in cash and cash equivalents (A+B+C)</b>	<b>(349)</b>	<b>(5,454)</b>
<b>II. Cash and cash equivalents at the beginning of the period</b>	<b>578</b>	<b>5,730</b>
<b>III. Cash and cash equivalents at the end of the period</b>	<b>229</b>	<b>276</b>
<b>IV. Cash and cash equivalents at the end of the period</b>		
Balances with Bank	227	274
Cash on Hand	2	2
<b>Cash and cash equivalents</b>	<b>229</b>	<b>276</b>

For Alembic Limited



Chirayu Amin  
Chairman

Place : Vadodara  
Date : 12th November, 2021



Independent Auditor's Review Report on Unaudited Consolidated Quarterly and year to date Financial Results of the Company Pursuant to the Regulation 33 of the SEBI (Listing Obligations and Disclosure Requirements) Regulations, 2015 (as amended)

To the Board of Directors of Alembic Limited

1. We have reviewed the accompanying Statement of unaudited consolidated financial results of Alembic Limited ("the Parent") and its subsidiary (the Parent and its subsidiary together referred to as "the Group") for the quarter ended 30<sup>th</sup> September, 2021 and year to date from 01<sup>st</sup> April, 2021 to 30<sup>th</sup> September, 2021 ("the Statement") attached herewith, being submitted by the Parent pursuant to the requirement of Regulation 33 of the SEBI (Listing Obligations and Disclosure Requirement) Regulations, 2015, as amended (the "Listing Regulations").
2. This Statement, which is the responsibility of the Parent's Management and approved by the Parent's Board of Directors, has been prepared in accordance with the recognition and measurement principles laid down in the Indian Accounting Standard 34, ("Ind AS 34") "Interim Financial Reporting" prescribed under Section 133 of the Companies Act, 2013 as amended, read with relevant rules issued thereunder and other accounting principles generally accepted in India. Our responsibility is to express a conclusion on the Statements based on our review.
3. We conducted our review of the Statement in accordance with the Standard on Review Engagements (SRE) 2410, "Review of Interim Financial Information Performed by the Independent Auditor of the Entity" issued by the Institute of Chartered Accountants of India. This standard requires that we plan and perform the review to obtain moderate assurance as to whether the financial statement is free of material misstatement. A review of interim financial information consists of making inquiries, primarily of persons responsible for financial and accounting matters, and applying analytical and other review procedures. A review is substantially less in scope than an audit conducted in accordance with Standards on Auditing and consequently does not enable us to obtain assurance that we would become aware of all significant matters that might be identified in an audit. Accordingly, we do not express an audit opinion.

We also performed procedures in accordance with the circular issued by the Securities Exchange Board of India under Regulation 33 (8) of the Securities and Exchange Board of India (Listing Obligations and Disclosure Requirements) Regulations, 2015, to the extent applicable

4. The statement includes results of the following entities:
  - i. Alembic City Limited (Subsidiary)
  - ii. Alembic Pharmaceuticals Limited (Associate)



VADODARA : The Nirat, 3rd Floor, 18, Windward Business Park, Behind Emerald One Complex, In The Lane of Dr. Prashant Buch, Jetalpur Road, Vadodara - 390 007

• Tel: +91 265 234 3483, +91 265 235 4359 • Email : vadodara@cnkindia.com

MUMBAI - HO : 3rd Floor, Mistry Bhavan, Dinshaw Vachha Road, Churchgate, Mumbai 400 020, India. • Tel: +91 22 6623 0600

Website: [www.cnkindia.com](http://www.cnkindia.com)

MUMBAI | BENGALURU | CHENNAI | AHMEDABAD | GANDHINAGAR | DELHI | DUBAI | SHARJAH

5. Based on our review conducted and procedures performed as stated in paragraph 3 above and based on the consideration referred to in paragraph 6 below, nothing has come to our attention that causes us to believe that the accompanying Statement, prepared in accordance with recognition and measurement principles laid down in the aforesaid Indian Accounting Standards ('Ind AS') specified under Section 133 of the Companies Act, 2013 as amended, read with relevant rules issued thereunder and other accounting principles generally accepted in India, has not disclosed the information required to be disclosed in terms of the Listing Regulations, including the manner in which it is to be disclosed, or that it contains any material misstatement.
6. We did not review the financial result of a subsidiary included in the unaudited consolidated financial results, whose unaudited financial results reflect total assets of Rs. 4,170.75 lakhs as at 30<sup>th</sup> September, 2021, total revenue of Rs. 172.28 lakhs and 338.09 lakhs, total net loss after tax of Rs. 19.30 Lakhs and 46.37 lakhs and total comprehensive loss of Rs. 19.35 Lakhs and Rs. 46.49 lakhs for the quarter ended 30<sup>th</sup> September, 2021 and the period ended on that day respectively and net cash outflows/inflows of Rs.36.77 lakhs. The unaudited consolidated financial results also include the Group's share of net profit after tax of Rs. 4,658.09 Lakhs and Rs. 9,180.08 lakhs and total comprehensive income of Rs. 4767.45 lakhs and Rs. 9,213.88 lakhs for the quarter ended 30<sup>th</sup> September, 2021 and the period ended on that day respectively, as considered in the statement, in respect of an associate. These financial results have been reviewed by other auditors whose reports have been furnished to us by the Management and our conclusion on the Statement, in so far as it relates to the amounts and disclosures included in respect of a subsidiary and associate, is based solely on the reports of the other auditors and the procedures performed by us as stated in paragraph 3 above. Our conclusion on the unaudited consolidated quarterly financial results is not modified with respect of the above matter.

For CNK & Associates LLP

Chartered Accountants

Firm Registration No. 101961W/W-100036



Alok Shah

Partner

Membership No. 042005

Place : Vadodara

Date : 12<sup>th</sup> November, 2021

UDIN : 21042005AAAARQ9486



Independent Auditor's Review Report on Unaudited Standalone Quarterly and year to date Financial Results of the Company Pursuant to the Regulation 33 of the SEBI (Listing Obligations and Disclosure Requirements) Regulations, 2015 (as amended)

To the Board of Directors of Alembic Limited

1. We have reviewed the accompanying Statement of Unaudited Standalone Financial results of Alembic Limited ("the Company") for the quarter ended 30<sup>th</sup> September, 2021 and year to date from 01<sup>st</sup> April, 2021 to 30<sup>th</sup> September, 2021 ("the Statement") attached herewith, being submitted by the Company pursuant to the requirement of Regulation 33 of the SEBI (Listing Obligations and Disclosure Requirement) Regulations, 2015, as amended (the "Listing Regulations").
2. This Statement, which is the responsibility of the Company's Management and approved by the Board of Directors, has been prepared in accordance with the recognition and measurement principles laid down in the Indian Accounting Standard 34, ("Ind AS 34") "Interim Financial Reporting" prescribed under Section 133 of the Companies Act, 2013 as amended, read with relevant rules issued thereunder and other accounting principles generally accepted in India. Our responsibility is to express a conclusion on the Statements based on our review.
3. We conducted our review of the Statement in accordance with the Standard on Review Engagements (SRE) 2410, "Review of Interim Financial Information Performed by the Independent Auditor of the Entity" issued by the Institute of Chartered Accountants of India. This standard requires that we plan and perform the review to obtain moderate assurance as to whether the financial statement is free of material misstatement. A review of interim financial information consists of making inquiries, primarily of persons responsible for financial and accounting matters, and applying analytical and other review procedures. A review is substantially less in scope than an audit conducted in accordance with Standards on Auditing and consequently does not enable us to obtain assurance that we would become aware of all significant matters that might be identified in an audit. Accordingly, we do not express an audit opinion.



VADODARA : The Nirat, 3rd Floor, 18, Windward Business Park, Behind Emerald One Complex, In The Lane of Dr. Prashant Buch, Jetalpur Road, Vadodara - 390 007

● Tel: +91 265 234 3483, +91 265 235 4359 ● Email : vadodara@cnkindia.com

MUMBAI - HO : 3rd Floor, Mistry Bhavan, Dinshaw Vachha Road, Churchgate, Mumbai 400 020, India. ● Tel: +91 22 6623 0600

Website: [www.cnkindia.com](http://www.cnkindia.com)

MUMBAI | BENGALURU | CHENNAI | AHMEDABAD | GANDHINAGAR | DELHI | DUBAI | SHARJAH

4. Based on our review conducted as above, nothing has come to our attention that causes us to believe that the accompanying Statement of Unaudited standalone financial results prepared in accordance with recognition and measurement principles laid down in the aforesaid Indian Accounting Standards ('Ind AS') specified under Section 133 of the Companies Act, 2013 as amended, read with relevant rules issued thereunder and other accounting principles generally accepted in India, has not disclosed the information required to be disclosed in terms of the Listing Regulations, including the manner in which, it is to be disclosed, or that it contains any material misstatement.

For CNK & Associates LLP

Chartered Accountants

Firm Registration No. 101961W/W-100036

*Alok Shah*

Alok Shah

Partner

Membership No. 042005

Place : Vadodara

Date : 12<sup>th</sup> November, 2021

UDIN : 21042005AAAARP9622

