



**BREAKING**

**THE CLUTTER**



## FY 2021-22 Highlights

REVENUE FROM OPERATIONS

**₹ 607.60 Cr**

101% Growth Over FY 2020-21

EBIDTA

**₹ 100.03 Cr**

436% Growth Over FY 2020-21

PAT

**₹ 81.65 Cr**

320% Growth Over FY 2020-21

EARNINGS PER SHARE

**₹ 13.25**

ROCE

**16.78%**

CRISIL RATINGS

**AA- (Stable)**

# BREAKING

The evolution of fashion from the big & bold printed clothing of the 1980s to subtle, informal and comfort wear in 2022, has been nothing less than fascinating. We, being a legacy brand in the Indian apparel business, have witnessed this change over the years. Therefore, it became easier for us to fathom the nuances of curating outfits in line with the global trend to appeal to the right set of customers.



# CLUTTER THE



As a result, we have rightly invested in best-in-class manufacturing infrastructure to create brands that resonate confidence, fame, success, and glamour. With our diversified offerings in the luxury, mid-market and mass market segments, we try and cater to the entire spectrum of men's and women's clothing.

The carriers of fashion are today's youth as they symbolise energy, and optimism. Therefore, we are focussed on offering contemporary fashion attending to the needs of the GenZ. The design styles that we offer always tends to break the clutter and create a long-lasting impression. It took us years of hard work and persistent efforts to reach this level. Through this journey, we continued to innovate, learn to adapt to market trends and have eventually managed to carve a niche for our brands. As a result of these consistent efforts, we have grown exponentially. We firmly believe that we will be able to suffice the demands of our customers which will further lead to a sustainable growth and value for all.

## Contents

02-07

### Corporate Overview

- 02 About Us
- 04 Geographical Footprint
- 05 Portfolio Spread

08-15

### Year in Review

- 08 Performance Indicators
- 10 Chairman's Statement
- 12 Operating Environment
- 14 Our Growth Strategy

16-27

### Drivers of Our Sustenance

- 16 Marketing Initiatives
- 18 Manufacturing Excellence
- 19 Robust Distribution
- 20 Strong Financials
- 22 Our People
- 24 Board of Directors
- 26 Awards and Recognition

28-93

### Statutory Reports

- 28 Management Discussion and Analysis
- 42 Directors' Report
- 64 Business Responsibility Report
- 74 Corporate Governance Report

94-207

### Financial Statements

- 94 Standalone
- 152 Consolidated

# ADDING GLAMOUR TO ATTIRES



Kewal Kiran Clothing Limited (KKCL) is helping Indians wear fashionable outfits since 1981. We are one of the leading manufacturers of branded apparels and accessories. Our offerings include clothing for men and women in casual and semi-formal styles.

We are amongst the very few players in the country who have an integrated value chain, designing, manufacturing, branding, and retailing.

## Key Highlights

STATES & UNION  
TERRITORIES

25

TOWN AND  
CITIES

240+

EXCLUSIVE  
RETAIL STORES

356

We pledge to uphold the highest standards of quality, technology, marketing, and branding while giving our customers the greatest products at the most competitive pricing. Our broad reach and exceptional in-house manufacturing enable us to create the ideal fit for consumers with diverse tastes and preferences.



### Vision

To be a world-class business organisation which enables value, best services, and enhancement of net worth for all the stakeholders.



### Mission

**Driving excellence** through our people, business partners and other stakeholders.

**Focusing on consumer** satisfaction and executing a customer-centric business module.

**Executing the business** based on the three core growth principles of: Stability, Sustainability and Scalability

**Adopting international standards** and best practices across our operations.



### Values

#### Ethos

We run the business within our set frameworks of operating principles which exhibit morality and rightness. Ethical practices are the base of our business operations.

#### Passion and Long-Term Vision

We strive hard with passion and pain to meet and set the industry's benchmarks in all systems and processes and thereby give a delightful experience to our stakeholders. Our aim is to cultivate a culture where every stakeholder shall have a long-term vision and shall work in a cohesive team to achieve our shared long-term vision.

#### Seamlessness

We work together across functional, geographical and hierarchical levels to achieve our business objectives. We exhibit openness, teamwork, shared responsibilities and a collaborative approach in our day-to-day functioning.

#### Respect and Humility

Every stakeholder, including employees, vendors and business partners, is treated with great respect and humility. We actively listen to ideas/ suggestions from people at all levels and make sure they play a role in decision-making and forming long-term goals.

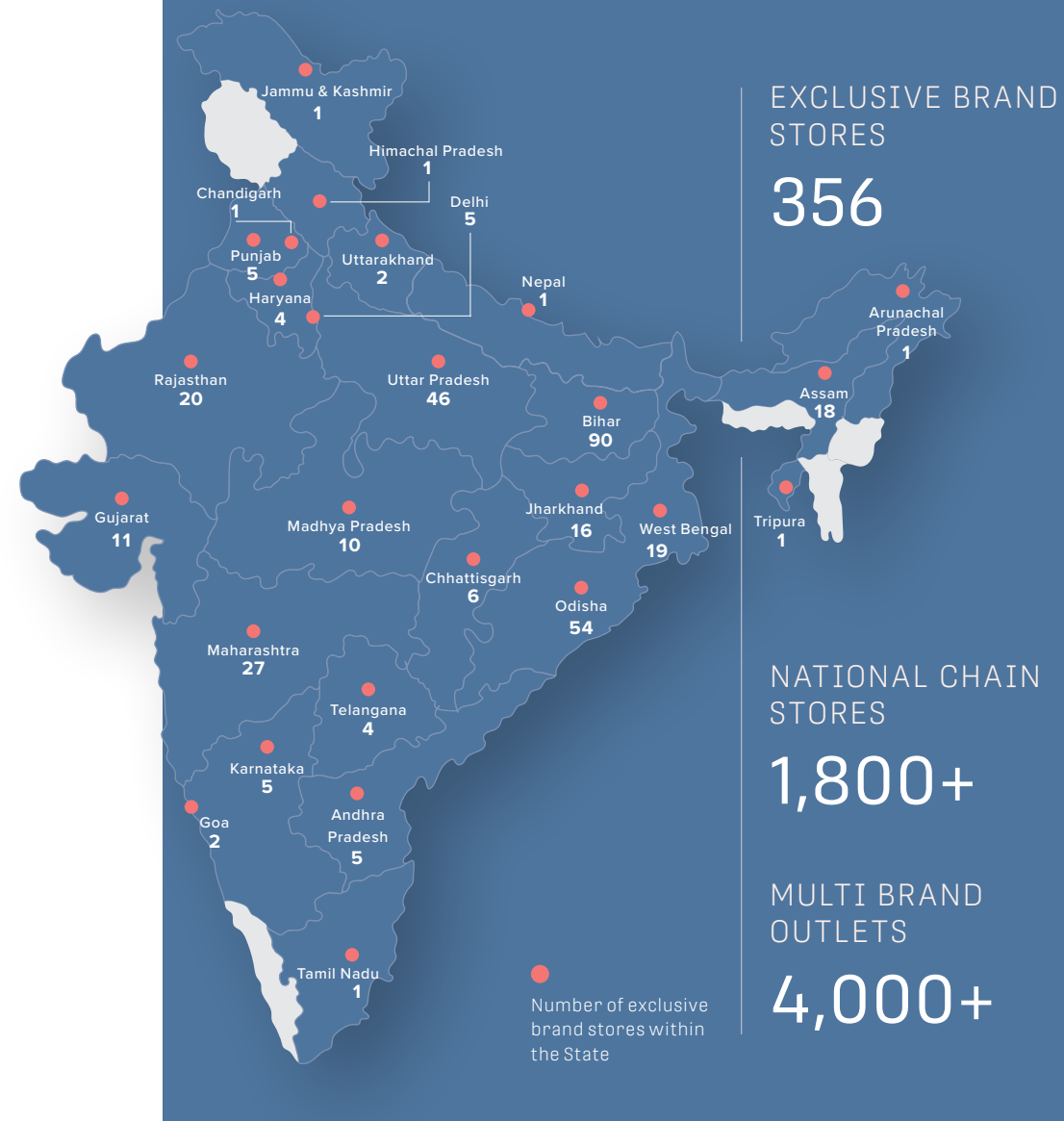
#### Generous Thoughts

We are accountable towards stakeholders and society. We are liberal in giving back to the stakeholders to whom we are always committed. We work with them for the upliftment of society.



# DRAPING THE ENTIRE NATION

We have 356 exclusive brand stores through directly operated and franchise stores. We have a pan-India presence at 1,800 plus large format counters and 4,000-plus multi-brand outlets. We also serve international customers in select countries across the globe.



We are a truly Indian brand aiding to the 'Atmanirbhar Bharat' promise of manufacturing locally using cutting-edge machinery, indigenous talent, and marketing know-how to create branded jeans, clothing, and lifestyle items for men and women that are sold both in India and abroad.


**4**  
MANUFACTURING PLANTS  
IN INDIA SPANNING  
**2,37,000 sq ft**



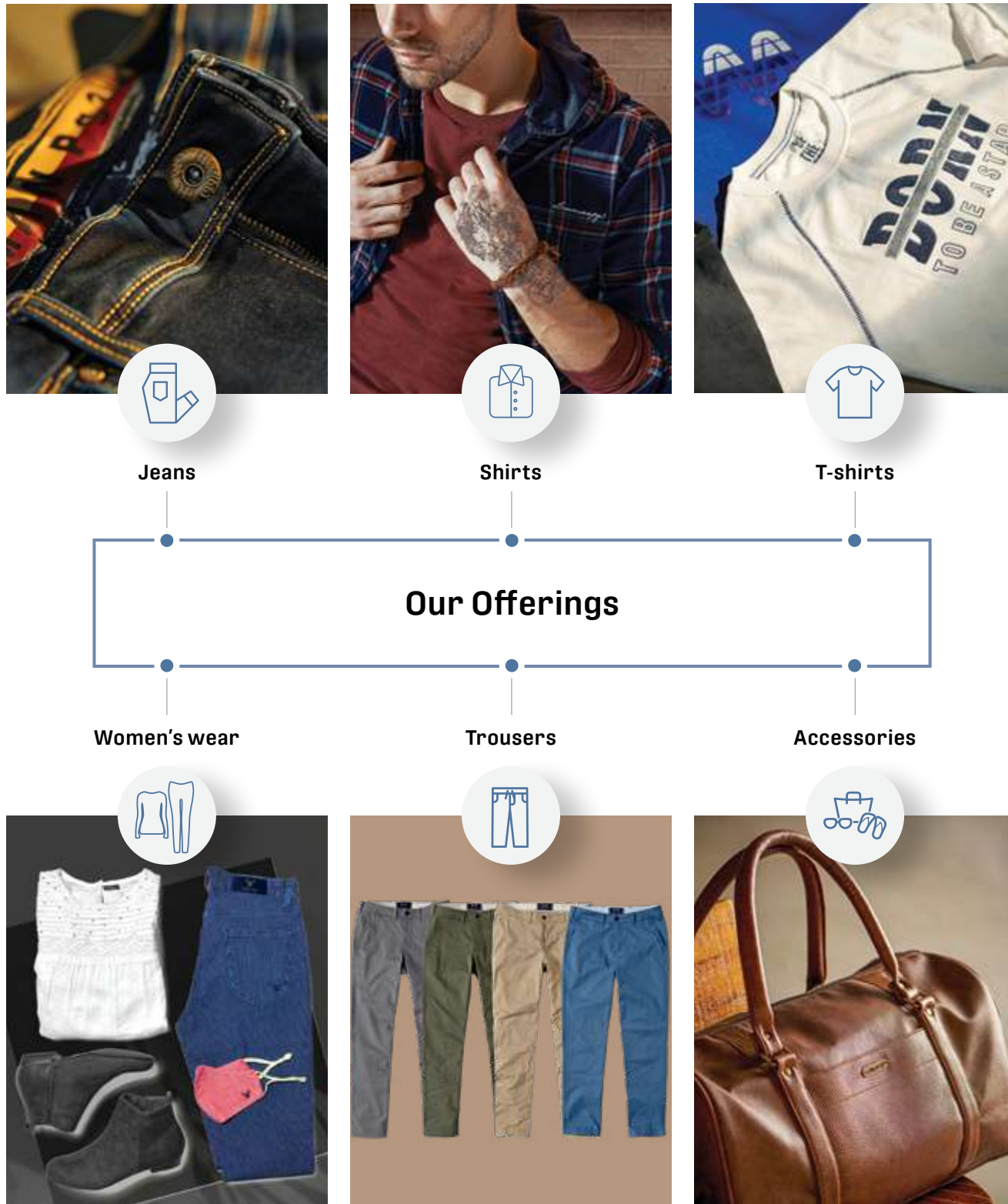
# EMPOWERING CUSTOMER ASPIRATIONS

The customers of modern day India and the rest of the world are always looking for quality, sustainability and comfort while they are buying their clothes. This trend is true for both urban and rural consumers. It has created a need for responsible brands like us to manufacture products that meet the expectations of newer generation.

Our collection has been thoughtfully curated to appeal to a variety of personalities. The men's wear product line consists of a wide variety of premium top and bottom wear items such as jeans, trousers, shirts, t-shirts, jackets, and pullovers. Among women's western wear, we also have skirts, capris, shorts, dresses, tops, and tunics.



# Portfolio Spread



## Our Brands



### Premium Casuals

Our flagship brand "Killer" redefines denim by giving it a bold personality and ingrains it with the sleek attitude of today's youth.



### Youth Culture

Presents a genuine and trusted value proposition across work and informal attire, reflecting and resonating the ambition and enthusiasm of youth.



### Fashion Capital

"LawmanPg3," a stylish lifestyle brand, specialises in latest partywear and denim for young adults.



### Contemporary Semi Formals

"Easies" is changing corporate fashion in India by blending traditional and modern styles, with its collection of semi-formal menswear crafted from the finest fabric and linen.



### Women Wear

An Indo-Western womenswear brand that caters to modern women existing at the confluence of contemporary style with desi touch.

## ADDICTIONS

### Accessories Division

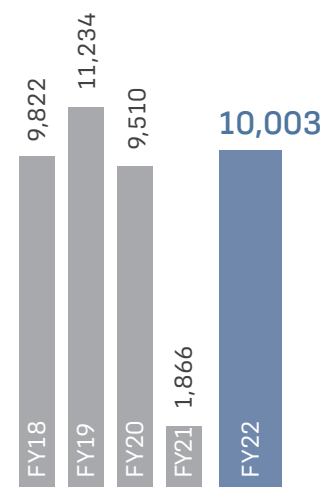
Accessories play as a brand extension. This accessories division of KKCL, offers lifestyle products like deodorants, watches, wallets, belts and undergarments.

## DELIVERING ON COMMITMENTS

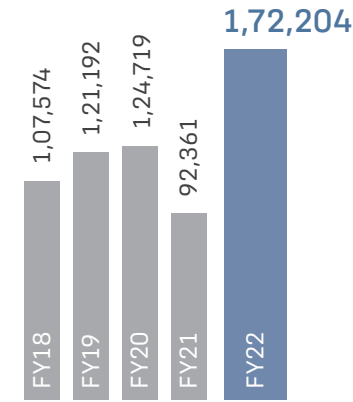


Our more than four-decade long legacy has allowed us to create a business model that consistently channelises growth and ensures equitable returns to our esteemed shareholders.

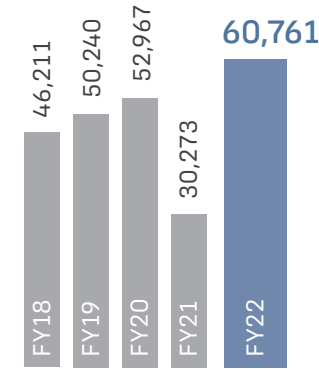
**EBIDTA (₹ in Lakh)**



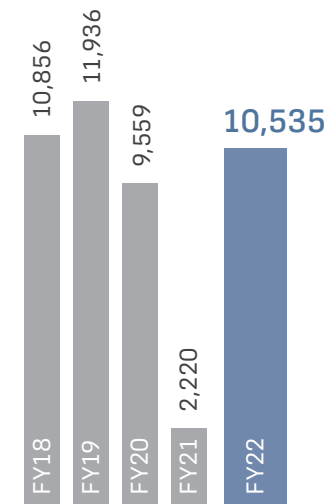
**MRP Turnover (₹ in Lakh)**



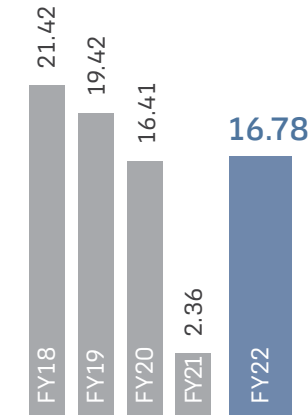
**Revenue (₹ in Lakh)**



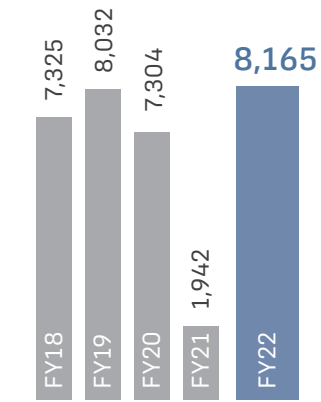
**Net Profit Before Tax (₹ in Lakh)**



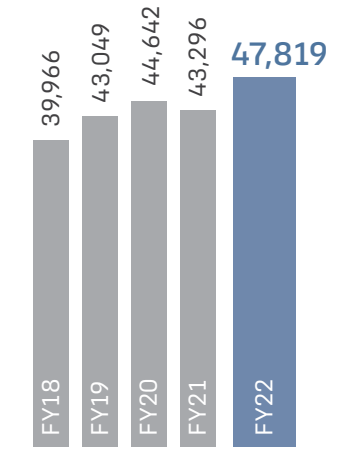
**Return on Capital Employed (%)**



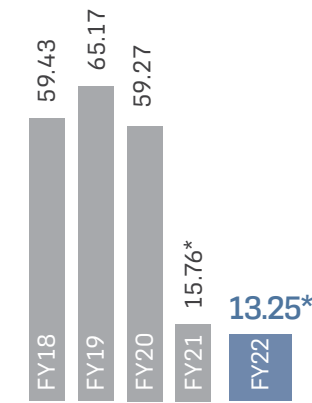
**Profit After Tax (₹ in Lakh)**



**Net Worth (₹ in Lakh)**

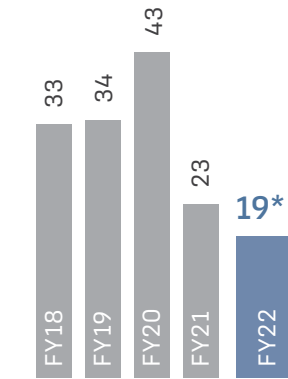


**Earnings Per Share (₹)**



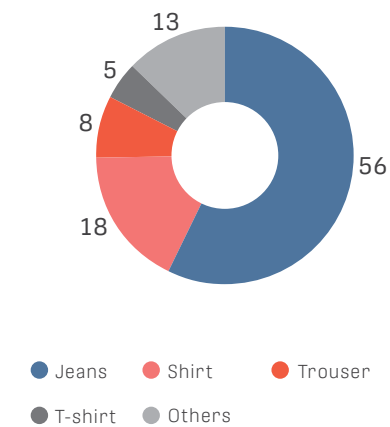
\* Impact due to expanded equity capital on account of bonus issue in the ratio of 4:1 in FY2022.

**Dividend Per Share (₹)**



\* Impact due to expanded equity capital on account of bonus issue in the ratio of 4:1 in FY2022. Includes ₹ 10 before bonus and ₹ 9 after bonus issue

**Product Wise Sales Mix FY22 (%)**



# IN PURSUIT OF SHARED PROSPERITY



With consistent perseverance towards achieving business growth, your Company was able to implement its strategies successfully leading to a rise in operating income from ₹ 30,272.96 Lakh in FY 2020-21 to ₹ 60,760.98 Lakh in FY2021-22, registering a staggering growth of 100.7%.



## Dear Readers,

It gives me immense pleasure to announce that your Company delivered a strong performance despite the challenges posed by the successive waves of COVID-19. Increase in key raw material prices and undesired global factors due to the Russia-Ukraine crisis lead to a surge in crude oil and commodity prices as well. Despite facing several challenges in macro and micro-economic environment, your Company achieved volume and value growth across all its key brands. With consistent perseverance towards achieving business growth, your Company was able to implement its strategies successfully leading to a rise in operating income from ₹ 30,272.96 Lakh in FY 2020-21 to ₹ 60,760.98 Lakh in FY 2021-22, registering a staggering growth of 100.7% and as compared to pre-COVID

levels of FY 2019-20, your Company achieved a growth of 14.71%. Profit After Tax increased to ₹ 8,165.47 Lakh in FY 2021-22 as against ₹ 1,942.20 Lakh in FY 2020-21 and Net Profit Margin rose to 13.1% as compared to 6.1% in FY 2020-21.

Your Company has always believed in inclusive growth and nurtured all its stakeholders to create a conducive ecosystem that is resilient to volatile market conditions and primed for growth. Focused towards working on the primary principles to achieve the '3S' of Business—Stability, Sustainability and Scalability, your Company has been able to deliver value to all its stakeholders starting with its customers and the Company's performance in FY 2021-22 is a testimony to this fact. Your Company would continue to follow these

principles, as any effect on the business which does not cover the rising day-to-day costs and impact on margins which affects sustainability, will hamper serving the lenders and vendors and meeting the expectation of investors. We shall consistently keep a tap on the operating costs and the corresponding business to quickly evaluate and cater to any crisis type situation. Further, we believe your Company's balance sheet strength provides a cushion to wave away any such unwarranted situation arising from unknown evolving external market risks.

The current apparel market has seen a number of sellers emerge with a focus and primary concentration towards marketing front with rise of multiple distribution platforms, making the sourcing of the finished apparel

products across categories the key to retaining long-term sustainable margins. We believe only companies with inherent manufacturing expertise would emerge stronger and more committed towards pursuing sustainable and profitable growth catering to the rising demand and hence your Company would benefit immensely on this front. Your Company's in-house technical capabilities with over four decades of experience and state-of-the-art manufacturing facilities ensures to achieve these objectives coupled with quality and timely deliveries. Further, our design and merchandising team, together with our marketing and procurement teams, are continuously focused in developing innovative design concepts across product categories and consistently working towards developing new and differentiated products and respond to evolving market trends and our customers' preferences.

However, the inflationary pressure on account of rise in raw material prices, followed by the rise in crude oil prices has led to a challenging environment for manufacturing. Given your Company's primary focus on the mid-market premium segment, pricing has been a key determinant towards customer's purchase. The segment is highly price sensitive and amongst the few sectors wherein in spite of increase in costs factors across all counts, it has not seen any major price appreciation across product categories over a long period of time. The traditional channel of distribution in terms of physical stores still have a better and balanced approach towards pricing on account of the fixed costs associated with it in form of rentals. However, in terms of online channels of e-commerce in the apparel space, the increasing competition has resulted in pricing pressure wherein higher discounts to MRP to attract consumers over an extended period of time has become a new normal resulting in pressure on margins. In order to adopt and compete in these new age channels with higher discounting, there has been some pressure on the margin

profile of your Company over a period of time. However, your Company believes that these unproductive practices of offering higher discounts to MRP will take its course of extinction on account of increase in material costs. This, over a time, may bring across rationalisation and price sensibility creating a healthy business environment.

We will continue to follow a balanced approach, thereby chasing a profitable growth path. In such a challenging environment, we believe by increasing our product parlour on the back of our in-house team of designers, creating innovative fashionable products that customers would relate to together with our marketing and procurement teams capabilities, we will be able to respond to the evolving market trends and our customers' preferences, thereby maintaining sales growth with the desired profitability which is equally a requirement and necessity of time.

Our profitability and competitiveness are also dependent on our ability to respond to technological advances, emerging industry standards and cost-effective practices implemented on a timely basis. A robust IT infrastructure and keeping abreast with technological innovations is essential for ensuring strong operational efficiencies and enhancing productivity. We have implemented a range of technological initiatives in FY 2021-22 as well like the implementation of Warehouse management system (WMS), which would contribute in organising the warehouse helping in streamlining the warehouse as far as order processing and inventory management is concerned. Our aim would be to continue to evaluate and invest in new and more advanced technologies and equipment across our value chain, albeit with a practice to carry out a cost-benefit analysis before implementing and adopting to any such technological upgrade.

Fashion consciousness and retail therapy have become a core part of human lifestyle and are likely to recover and gain momentum eventually. Notwithstanding the uncertainty over the short to medium term, India is expected to continue to move along a strong growth trajectory in the apparel and retail sector, given the underlying growth drivers reflecting the changing consumer trend and increasing usage of casual wear in offices as well as at homes. Your Company caters to the continuously evolving demands of the youth of today through its plethora of apparel and accessories. The core brands of your Company offer a wide range of comfortable, superior-quality clothing and chic accessories, which are tailor-made for a diverse consumer category. Our branded lifestyle products, ranging from daily casual wear to party and office wear, are made available at affordable price points, affirming our strong market position. With the added strength of our superior manufacturing practices, strong brands and robust pan-India distribution network, your Company is well positioned to meet the near-term challenges, emerge stronger and be more committed to its long-term vision of pursuing sustainable and profitable growth.

**Kewalchand P. Jain**  
Chairman & Managing Director



# BROWSING THROUGH CHALLENGES

The value of the Indian textile and apparel sector was \$ 80 Billion in 2021 and is set to increase to \$ 190 Billion by 2026. Fashion manufacturing companies are focusing on India because of its expanding middle-class, robust industrial sector, and tech-savvy youth.

## Buoyant Demand in Retail Sector

Since the second half of 2021, the sales revenues for Indian fashion retailers have rebounded, which is encouraging them to go ahead with delayed plans for shop openings. This approach has benefited domestic garment and textile industries leading to improved margins in their operations.

The purchase patterns of India's young working-class reflect their inclination to spend money on better and more aspirational things. The per-capita expenditure on clothing is anticipated to rise from ₹ 3,900 in 2018 to ₹ 6,400 in 2023. As a result, it is anticipated that by 2023, the total amount spent on Indian clothing will increase to ₹ 9.35 Lakh Crore. With the opening up of developed economies, there is a surge in demand from major apparel markets such as USA, Europe, Australia and far eastern regions. It has immensely benefitted Indian export-oriented companies. India's textile and garment industries saw its exports climb by 40.55% to \$ 43.44 Billion in FY 2021-22 from \$ 30.90 billion in FY 2020-21.

## Technology Intervention

Technology is being used by businesses in the clothing industry to optimise the value chain. They are tracking textile raw materials all the way through the supply chain using end-to-end traceability technology. Analytics is becoming a tool that garment companies are using to source raw materials more quickly, speed up production, and simplify distribution.

The way clothing is manufactured is changing as a result of machine-learning algorithms. They are creating outfits using algorithms to find trends and styles that are lacking from the company's inventory. Artificial intelligence is also used for colour matching, pattern inspection, and flaw detection during the production process.



## Sustainable Fashion

10% of all carbon emissions globally are attributed to the fashion business, according to the United Nations Environment Programme. As more and more people consciously choose to wear clothing that is created sustainably, the global ethical fashion is expected to reach \$ 8.3 Billion by 2023 at a CAGR of 9%. Brands have started taking steps to lessen the environmental impact of their products and shop operations because of growing environmental consciousness.

Sustainable fashion business involves using natural or recycled fabrics instead of synthetic ones because they require less water, energy, and pesticides to produce. For instance, organic cotton consumes much less water than conventionally used cotton. However, it still makes up to just 1% of total cotton production. Carbon footprint of garment industry will be greatly reduced through the adoption of sustainable practices, from raw material manufacturing to packaging.



## KKCL's Response

We have always been a brand that has an intention to explore newer range of segments as per market demands. Expanding our product portfolio will give us an edge over our competitors providing us an opportunity to improve our market share.

KKCL aims to build its retail footprint across the diverse spectrum of distribution channels. It will help us reach more and more customers over online and offline platforms.

Our Company is increasing technological interventions in designing to supply chain to distribution in order to minimise costs and optimise margins. The implementation of WMS has helped in streamlining order processing and inventory management.

With a focus on sustainable operations, our products are intended to cause minimum impact on the environment. Our responsible manufacturing processes have helped reduce water wastage and conserve resources.





# CAPITALISING ON OPPORTUNITIES



We have grown more resilient because of the challenges we have overcome in recent years. With a 360-degree perspective on the value that our business creates, we are well aware of the risks and opportunities. We want to create brands that meet all the requirements of Indian consumers, from daily wear to exclusive traditional wear, at an affordable price point.

#### Technology Upgrade

Even though there is always a cost associated with technology advancements, we are nonetheless committed to implement them across our functions. It would greatly benefit us by streamlining our processes and raising productivity. Embracing digital is the need of the hour.

#### Family Focused Portfolio

We continue to explore opportunities in womenswear and kids wear segment to be a brand that caters to the clothing needs of the entire family. With the growing market for these categories in the urban areas, we are targeting a profitable expansion of this portfolio.

#### New Product Categories

In a constant pursuit to enhance the scope of our offerings, we are looking for opportunities to fill any gap there might be in the consumer apparel market.

#### Increasing Brand Visibility

A robust sales growth can be achieved by having a wider presence on the streets. We intend to introduce more brand EBOs that combine COCO/COFO and FOFO. We favour having a predominately large number of FOFOs. This will help in balancing the distribution channel wise sales across all mediums.

#### Customer Connect

We will focus on budgeting adequate funds on our marketing and advertising strategies. We want to embed the brand DNA for each of our trademarks into the minds of our consumers through promotional initiatives. With marketing strategies, we help our audience relate to our brands more than ever and also gain their loyalty.

Brand Name	Brand Mood
Killer	Attitude
Integrati	College festivals
LawmanPg3	Glamour
Easies	Corporate happenings
Desi belle	Women western wear

# KEY DRIVERS OF LONG-TERM SUSTENANCE

Our Company depends on aggressive **marketing technique** to develop a connect with our customers and generate brand recall. Sufficing the market demand using lean **manufacturing** that reduce costs by making the best use of available resources. An efficient inventory management system and a reliable supply chain that monitors the timely flow of raw materials. Our multifaceted **distribution channels** meet the varying preferences and purchasing needs of our consumers. And finally, to bring in technology upgrades, we need **strong finances**. It would be realised through cash-optimisation practises, effective collecting methods and robust sales.



## CAMPAIGNING TO ACHIEVE BRAND LOYALTY

With digital consuming a significant portion of buyer preference, our communication strategy was designed to catch the attention of these tech savvy Gen-Z customers. We launched several campaigns across our brands spread with varying objectives. Our marketing initiative ensured that we ramp up our spending on social media by signing up celebrities and influencers to engage with the online audience. It has helped in increasing the company's brand recall among current and future customers.

Killer



The core objective of **Socially Killer: Autumn Winter '21** was mainly to follow its philosophy of a youthful and innovative brand with 'This Is Us' attitude. We targeted communities on digital platforms with the launch of campaigns on 'Hackers', 'Performers' and 'Originators'. We signed Ahan Shetty as the new brand Ambassador of Killer and launched the campaign 'Riders' to complement his role in the film 'Tadap'.

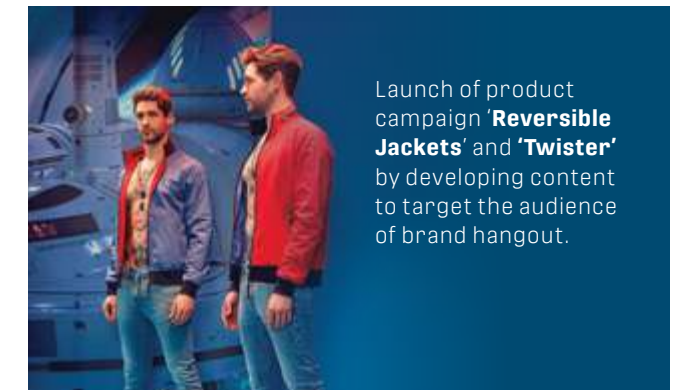


The **Socially Killer: Spring Summer '22** showcases the connect with the launch of 'GenZ' and 'Vloggers' communities.

LawmanPg3



The **Star Keep Shinning** campaign of LawmanPg3 added new stars to its collection by onboarding celebrity designer Rocky S and producing commercially viable collection.



Launch of product campaign '**Reversible Jackets**' and '**Twister**' by developing content to target the audience of brand hangout.

Integrati



The connection with the youth was amplified in the digital space with the launch of '**X-Factor Jackets**' with 'Biker', 'City', 'Forest', 'Snow' and 'Trek' line of collections.



Integrati signed Tanuj Virwani, who is known for playing the role of Indian captain Vayu Raghavan in Inside Edge, as the brand ambassador for **Spring Summer'22 collection**. He is a prominent face on OTT platform with a strong youth following.



Integrati brand marked 20 years since its inception in the year 2002. We launched the **20 spirited years** celebration campaign on Instagram by revealing Tanuj Virwani as the brand ambassador.

LawmanPg3 and Integrati



LawmanPg3 & Integrati secured the chance to capitalise on the cricketing fever by partnering with the India-Sri Lanka tri-series and generating high visibility branding inside and outside the stadium. The series followed immediately post the most renowned cricket festival, IPL. The continuous appearance of the Integrati and LawmanPg3 logos during the tri-series had the biggest impact.

## OUR IMPRINT OF QUALITY



Our design team ensures that our outfits are trendy and meet international standards. We also seek advice from world-renowned industry professionals in curating new styles and improving our existing collection.

Our production experts are focused on bringing in new ideas to create differentiated products that are in line with market trends and customer preferences. By keeping a balanced approach towards outsourcing and manufacturing in-house, we manage to maintain optimal levels of cost and quality standards.

TOTAL ANNUAL CAPACITY  
**~8 Mn units**

Sustainable materials and production technologies are becoming increasingly popular. We have made significant investments in bringing cutting-edge production processes at our manufacturing facilities. It helps in bringing precision and offer best products to our customers. We have deployed best-in-class washing facility that is key factor in denim manufacturing. We have been able to reduce 80% of our water wastage at our Vapi manufacturing plant through responsible manufacturing practises. It has helped in maintaining quality along with improving efficiency and achieving operational excellence.

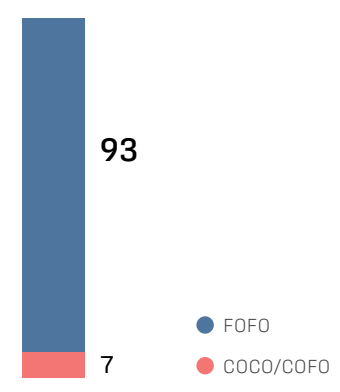
## CRAFTING AN OMNICHANNEL PRESENCE

The traditional model of a manufacturer, wholesaler and retailer needs to be supplemented with an advanced digital footprint, to boost growing sales in line with consumer preferences.



RETAIL STORE COUNT  
**356**

Retail Store Count (%)



COCO – Company Owned Company Operated  
COFO – Company Owned Franchise Operated  
FOFO – Franchisee Owned Franchisee Operated

In order to expand our reach and be an omnichannel apparel company, we rely on a multi-channel sales and distribution network of:

- Multi Brand Outlets (MBO) – 80+ distributors covering 4,000+ MBOs
- K-lounge (219 stores), Exclusive Brand Outlets (136 stores) and 1 Factory Outlet
- National Chain Stores (NCS) – Shoppers Stop, Lifestyles, Max, Reliance Trends and others
- E-commerce – Flipkart, Myntra, Tata Cliq, Amazon
- Overseas exports

We continue to focus on physical as well as digital retail as our go-to-market approach. Over the years, we have invested significant efforts in identifying, nurturing and retaining right channel partners and built long term relationships with them.

We believe traditional channel is a key to profitability while digital channels bring more visibility. Digital platforms often impact margins due to large discounts and promotions. Therefore, we undertake a cost benefit analysis that would have a minimal impact on our margins.

# MOMENTUM OF GROWTH

At KKCL, we focus on delivering sustainable value to our customers and to our fraternity of stakeholders, despite challenges such as industry volatilities or economic hardships. We take a longer view of the business and evolve an appropriate roadmap to strengthen the core fundamentals of our business.



A pickup in demand for apparels was seen during the year due to opening of outdoor activities including offices, meets, events and parties. As a result, we witnessed improvement in sales with a double-digit growth of 15% over pre-covid times and a whopping 100% growth over last year. This was despite the intermittent lockdowns due to surge in infections in the first quarter of FY 2021-22.

Rigorous inventory planning and excellent sales execution have contributed to this performance. Our Company is in a position to safeguard the interests of all of its stakeholders largely owing to its well-capitalised balance sheet, responsible financial practises, net debt-free status, and stringent cost control. Thanks to our strong balance sheet, credit rating agencies have entrusted us by giving a AA-/stable rating.



### Robust Balance Sheet Strength

INR Lakh	FY20	FY21	FY22
Debt	8,801.18	4,643.80	<b>7,659.85</b>
Cash & Investments*	27,574.67	29,991.30	<b>35,087.10</b>
Total Equity	44,642.19	43,296.61	<b>47,819.42</b>
Net Debt : Equity	-0.20	-0.11	<b>-0.16</b>
Debtor Days (in Days)**	116	172	<b>86</b>

\* Investments includes non-current investments of ₹ 845.50 Lakh of investments in Associates and also includes a Fixed Deposit and interest thereof of ₹ 1,328.86 Lakh which is classified under Other Financial Asset

\*\* Debtor Days has been calculated basis the Average Receivables pegged to Operating Income of the Company

### Dividend Payment History

We are committed to offer tangible value to all of our stakeholders. We strive to distribute profits earned through our business in an optimal and rational manner in the form of dividends.

FY18	FY19	FY20	FY21	FY22
33	34	43	23	<b>19*</b>

\* Impact due to expanded equity capital on account of bonus issue in the ratio of 4:1 in FY2022. Includes ₹ 10 before bonus and ₹ 9 after bonus issue

NURTURING HUMAN CAPITAL



COVID-19 has thrown a curveball at humanity, disrupting almost all walks of life. From the beginning of the outbreak, we have shown a sense of commitment and above all, a spirit of togetherness through these unprecedented times. KKCL team has been working as skillful warriors through the pandemic. Our bedrock foundation and real asset has been our "PEOPLE".

Highlights

EMPLOYEES	PERSONS FOR SKILL TRAINING	TOTAL LEARNING HOURS
1,648	371	103



Our Culture



We help promote an open, collaborative, transparent and participative work environment, while at the same time align our teams with the Company's broad strategic roadmap for business excellence. During the year we continued to maintain congenial industrial relations with employees at our manufacturing facilities. Adequate safety and welfare measures have been put in place to ensure employee safety.

Creating an enriching work culture is always one of our top priorities. Hence, we build an engaged workforce who is connected, satisfied and delighted. Many celebrations throughout the year have been organised to bring out the artistic side of our employees and strengthen the bonding.



Employee Health and Safety



Wellbeing of our employees is of prime importance to us. We take a significant effort in maintaining the workplace health and safety standards as per industry norms. Our workers at the manufacturing sites are constantly exposed to noise and chemicals during dying, printing, and washing of apparels. Our employees are required to use protective masks and gloves while operating the machinery.

All our sites are equipped with first aid kits and fire extinguishers in case of any emergency. Adequate social distancing measures are undertaken in response to the COVID-19 pandemic. It is noteworthy that we did not downsize our workforce despite the business impact. On the contrary, we provided all possible medical assistance to those affected during the infection surge.




Skill Development



Learning and Development holds the pivotal role and the driving force for the bottom line. Throughout the year several learning and development programs have been organised to skill and upskill our internal employees to develop skills, enhance their career and navigate their future goals.

We firmly believe competent and engaged employees are key drivers for Organisational success.

# BUILDING A CLEAR ROAD TO GLORY



**Kewalchand P. Jain**  
Chairman and Managing Director

Mr. Jain, a student of finance and our hands-on manager, was instrumental in introducing the branded apparel segment to KKCL. He oversees the company's finance functions and is responsible for the overall management of the Company's affairs. He is also the acting Trustee of Smt. Jatnobai Karmchandji Ratanparia Chauhan Charitable Trust.

**Hemant P. Jain**  
Joint Managing Director

Mr. Jain has played a key role in launching Killer and Easies brands. He is in charge of the Killer and Easies brands and supervises operations of the Desi Belle brand. He also oversees the retail business of the Company. He is one of the Trustees of Smt. Jatnobai Karmchandji Ratanparia Chauhan Charitable Trust.

**Dinesh P. Jain**  
Whole-time Director

Mr. Jain manages the manufacturing operations of the Company. His specialisation lies in production, human resources and industrial relations. His leadership ensures optimum utilisation of the Company's production facilities, its personnel and overall development. He is one of the Trustees of Smt. Jatnobai Karmchandji Ratanparia Chauhan Charitable Trust.

**Vikas P. Jain**  
Whole-time Director

Mr. Jain spearheads the LawmanPg3 and Integriti brands, alongside supervising the lifestyle accessories business of our brand, Addictions. He also manages the retail business of the Company. He is one of the trustees of Smt. Jatnobai Karmchandji Ratanparia Chauhan Charitable Trust.

**Dr. Prakash A. Mody**  
Independent Director

Dr. Mody has a doctorate in Organic Chemistry from University of Mumbai. He pursued Marketing Management from Jamnalal Bajaj Institute of Management Studies, University of Mumbai and is a graduate alumnus of the Harvard Business School, the Owner Presidents' Management Programme. He is the Chairman and Managing Director of Unichem Laboratories Limited and brings onboard rich experience in marketing, research and production.

**Drushti R. Desai**  
Independent Director

Ms. Desai is a member of the Institute of Chartered Accountants of India and is one of the partners in Bansi S. Mehta & Co. She brings with her over 20 years of experience in valuation of shares, businesses and intangibles and advisory services on schemes relating to mergers, acquisitions, spin-offs and other forms of corporate restructuring and family settlements, financial and management advice and corporate and individual taxation (income tax, wealth tax and gift tax, among others).

**Yogesh A. Thar**  
Independent Director

Mr. Thar is a member of the Institute of Chartered Accountants of India and a Senior Partner in Bansi S. Mehta & Co., a renowned chartered accountancy firm in Mumbai. He has more than 31 years of experience in business mergers, acquisitions and restructuring, business valuations, corporate taxation and taxation of non-resident citizens and foreign companies. He is a Member of the Chamber of Tax Consultants.

**Nimish G. Pandya**  
Independent Director

Mr. Pandya is a renowned lawyer and a founding partner at Pandya Juris LLP, International Lawyers & Tax Consultants and proprietor at Pandya and Co., Advocates and Notary. He is a member of the Bar Council of Maharashtra and was appointed as Notary Public by the Government of Maharashtra in 1993. He specialises in mergers and acquisitions, litigation and arbitration, trust and charities, corporate commercial and financial planning and execution including transaction support and contracts, intellectual property, technology, media and communications and competition and trade, conveyance and real estate and family and personal law. He is the Trustee of Shree Satya Sai Trust, Maharashtra and the All-India President of Shree Satya Sai Seva Organisation.



# RECOGNISING EXCELLENCE

We have been striving to elevate the confidence and appeal among the masses through our contemporary outfits for over four decades. The industry trusts us as a brand shaping the styles India wears. We are humbled to receive these awards as a mark of the tremendous work we have done.



Entrepreneur of the year  
2020-21 – Mr. Hemant Jain



Times Brand Icon Award 2021  
for exemplary contribution  
towards society as a Fashion  
Apparel Company



Economic Times Best Brands  
2021 – Killer Jeans



# MANAGEMENT DISCUSSION AND ANALYSIS



## ECONOMY OVERVIEW

The last two years have been difficult for the world economy on account of the COVID-19 pandemic. At the beginning of 2021, everyone assumed that India had seen off the worst of the COVID pandemic. However, COVID-19, with its mutated contagious strains, struck back in April 2021 – with a rapid resurgence in cases in India. The pace of contagion in the second wave was alarming, stretching the health infrastructure in terms of the capacity to handle a surge of this size and speed. Consequently, the country had to slow down re-opening and reinstate lockdowns. At this juncture, rapid vaccination lent a ray of hope. With government-imposed steps like localised micro-containment measures, state-specific movement restrictions, mobilisation of health supplies and ramping up of health infrastructure along with focus on vaccination, the second wave of COVID-19 was brought under control.

Vaccination played a pivotal role during the second and the third wave as it helped control the spread of COVID-19.

Gradual unlocking of the economy, record vaccinations, improvement in consumer demand, continued policy support towards industries by the government in the form of Atma Nirbhar Bharat Abhiyan and further reinforcements in 2021-22 have led to an upturn in the performance of the industrial sector. The growth of the industrial sector, in the first half of 2021-22, was 22.9% vis a-vis the corresponding period of 2020-21. The industrial performance has shown improvement as reflected in the cumulative growth of the IIP. During April-November 2021-22 the IIP grew at 17.4% as compared to (-)15.3% in April-November 2020-21.

Advance estimates suggest that the Indian economy is expected to witness real GDP expansion of 9.2% in 2021-22 after contracting in 2020-21. This implies that overall economic activity has recovered past the pre-pandemic levels. Almost all indicators show that the economic impact of the “second wave” in Q1 was much smaller than that experienced during the full lockdown phase in 2020-21 even though the health impact was more severe. Advance estimates suggest that the GVA of Industry (including mining and construction) will rise by 11.8% in 2021-22 after contracting by 7% in 2020-21. Since January 2021, the widely used Purchasing Managers’ Index-Manufacturing has remained in the expansionary zone (i.e. over 50) except for one month when the second wave had slowed down economic activity. The Index of Industrial Production (IIP) and Core Industry indices have both followed a similar pattern and, in November 2021, went past their pre-pandemic level for the corresponding month in 2019. Total consumption is estimated to have grown by 7.0% in 2021-22 with government consumption remaining the biggest contributor as in the previous year. Private consumption is also estimated to have improved significantly to recover 97% of corresponding pre-pandemic output level.

India’s exports of both goods and services have been exceptionally strong so far in 2021-22. Merchandise exports have been above \$ 30 Billion for eight consecutive months in 2021-22, despite a rise in trade costs arising



from global supply constraints such as fewer operational shipping vessels, exogenous events such as blockage of Suez Canal and COVID-19 outbreak in port city of China etc. From a demand perspective, India’s total exports are expected to grow by 16.5% in 2021-22 surpassing pre-pandemic levels. Imports also recovered strongly with revival of domestic demand and continuous rise in price of imported crude and metals. Imports are expected to grow by 29.4% in 2021-22 surpassing corresponding pre-pandemic levels.

However, right when the economy seemed to be at the cusp of witnessing green shoots of recovery after leaving the worst of the COVID-19 pandemic behind, the Russia-Ukraine crisis escalated. The effects of the same are likely to have unpredictable and undesired implications on the global financial system and economy. It’s not just India, but almost all emerging economies are reeling under these external shocks. The emergence of the Russia-Ukraine conflict from end-February 2022 and the associated surge in crude oil and commodity prices has heightened uncertainty. Oil prices have surged to an average of \$ 114.7/barrel in March 2022 (till March 25, 2022) from an average of \$ 93.3/barrel in February 2022 and \$ 84.2/barrel in January 2022. The increase in key commodity prices, as well as the supply chain implications of the renewed lockdowns in China following the outbreak of a fresh COVID-19 wave, do not augur well for the economy. If high input costs, owing to elevated commodity prices, are not passed through to the consumers, margin compression for the corporate sector would hurt value added growth. In the event that corporates take price hikes to prevent margin erosion, this would likely compress household disposable incomes and demand. Resultantly, inflation has reappeared as a global issue in both advanced and emerging economies. The surge in energy prices, non-food commodities, input prices, disruption of global supply chains, and rising freight costs stoked global inflation during the year. In India, Consumer Price Index (CPI) inflation moderated to 5.2% in 2021-22 (April-December) from 6.6% in the corresponding period of 2020-21. However, Wholesale Price Inflation (WPI), however, has been running in double-digits. The inflation in ‘fuel and power’ group of WPI was above 20% reflecting higher international petroleum prices. Although the high WPI is partly due to base effects that will even out, India does need to be wary of imported inflation, especially from elevated global energy price.





Notwithstanding the upside geopolitical risks and continuing fear of coronavirus still haunting some parts of the globe, the Indian domestic economy is set to be on a better footing with some early signs of revival. The GST collections during 2021-22 worked out to ₹ 14.8 trillion on account of its collection record of ₹ 1.1 trillion per month since July 2021. The record collections of ₹ 1.40 trillion in March 2022 reflecting intensified economic activities. Measures taken by the government to put in place an enabling investor friendly FDI Policy has resulted in increased FDI inflows setting up new records. In the year 2021-22, FDI inflow grew by 4% in the first six months to reach \$ 42.86 Billion as compared to \$ 41.37 Billion for the same period of last year.

### ECONOMY GROWTH OUTLOOK

We believe that India's underlying economic fundamentals are strong and despite the short-term turbulence, the impact on the long-term outlook will be marginal. Overall, macro-economic stability indicators suggest that the Indian economy is well placed to take on the challenges of 2022-23. Growth in 2022-23 will be supported by widespread vaccine coverage, gains from supply-side reforms and easing of regulations, robust export growth, and availability of fiscal space to ramp up capital spending. The year ahead is also well poised for a pick-up in private sector investment with the financial system in a good position to provide support to the revival of the economy. Thus, India's GDP is projected to grow in real terms by 8.0% - 8.5% in 2022-23. This projection is based on the assumption that there will be no further debilitating pandemic related economic disruption, monsoon will be normal, withdrawal of global liquidity by major central banks will be broadly orderly, oil prices will be in the range of \$ 70-\$ 75/barrel, and global supply chain disruptions will steadily ease over the course of the year.

### APPAREL SECTOR OVERVIEW

The financial year began with the aftermath on account of the second wave of the pandemic which had minor

effects on the demand front. The industry was presently encouraged by the rapid recovery in customer uptake starting from the middle of June 2021 on easing of pandemic related restrictions considerably aiding sentiments. It showed a remarkable recovery with positive contribution to growth. With a near normal monsoon there was a substantial growth in demand starting August 2021 on the back of relaxed mobility restrictions and aggressive vaccination drive across the nation, sharply changing the consumer sentiments. Retail channels operations saw a rapid growth in demand as the national infection caseload came down. There was a strong recovery in demand with sales moving swiftly close to pre pandemic levels in August and September. The following quarter witnessed strong demand in the festive season of October and November and it was evident that pent-up demand played a relatively small role to drive this, but was led by fresh and organic consumption. However, demand tapered post December 15, 2021 on account of increase in cases (Omicron), which led to lower footfalls that spilled over to January. However, since the end of January the situation has improved significantly as most cases were mild and restrictions were more relaxed than in the previous two waves. Consumer sentiment returned towards normalcy since beginning of February 2022 as the national infection caseload came down. Since then things have looked promising, buoyed by strong domestic consumption as well as export demand.

Amongst the positive signs on the demand front, the supply front saw some pressure due to logistical issues and lower expected production. The rise in key raw material prices accelerated the imbalance. There was a general inflationary pressure on input costs beginning with high raw material prices and then with hikes in global crude oil prices. Yarn prices saw a steep hike which typically tend to move in step tandem with cotton prices. Increased demand for Indian yarn and a strong rise in global yarn demand (owing to the ban on cotton from the Xinjiang region), resulted in wider yarn-cotton spreads and the Russia-Ukraine crisis impacted the crude prices leading to increased costs of gas used across production process and increased transportation costs. The rise in raw material prices could not be proportionately passed onto the consumers across the apparel category on account of very nature of the sector being very price sensitive. The comparative year-on-year increase across variable expense with reduced rental concessions released pent-up marketing spends normalised employee expenses increase across the board due to return in normalcy of store operations and increase in payroll kept the margins in check. Fortunately, with the postponement in the probable hike in GST rates proved to be a sigh of relief for the sector, albeit for the time being.

### Government Initiatives

India is a force to reckon with in the global apparel and textile sector and this particular sector is one

of the largest employment provider in India next to agriculture. Blessed with raw material (cotton, jute, silk) and manpower, the sector has a long history and has always been a significant part of the economy. Given its importance, Indian government has been working on major initiatives, to boost the sector.

Production-Linked Incentive (PLI) Scheme for Man Made Fiber (MMF) segment and technical textiles, notified in September 2021, for enhancing India's manufacturing capabilities and enhancing exports will focus on promotion of 40 MMF apparel and 10 Technical textiles lines and create global champions. It is estimated that over the period of five years, the PLI Scheme for Textiles will lead to fresh investment of more than ₹ 19,000 Crore, cumulative turnover of over ₹ 3 Lakh Crore will be achieved under this scheme and, will create additional employment opportunities of more than 7.5 Lakh jobs in this sector. Further in a major support to enhance the competitiveness of the sector, the government notified the setting up of 7 PM MEGA INTEGRATED TEXTILES REGION AND APPAREL PARK (MITRA) in October 2021 with a total outlay of ₹ 4,445 crore. The scheme is expected to further the vision of 'Atma Nirbhar Bharat and to position India strongly on the global textiles map. PM MITRA inspired from 5F's -farm to fibre; fibre to factory; factory to fashion; fashion to foreign - will strengthen the sector by developing integrated large scale and modern industrial infrastructure facility for entire value-chain of the industry. It is expected to reduce the logistics cost and will help India in attracting investments, and boosting employment generation.

### Outlook

With the government support coupled with multiple vaccination options now available in large parts of the world, there is optimism and the sector hopes to emerge stronger. Higher farm income, reverse migration and increased public expenditure are likely to result in restoration of demand in rural and semi-urban areas, including discretionary demand. Notwithstanding the uncertainty over the short to medium term, India is expected to return to a strong growth trajectory in the apparel and retail sector. The Indian casual wear market has evolved significantly over the years and categories such as denim, activewear, casual shirts, and fashionable skirts are outpacing the growth of formal wear in India reflecting the changing consumer trend and increasing usage of casual wear in offices as well as home. With these positive impetus, the Indian apparel market which was at \$ 40 Billion in 2020 is expected to reach \$ 135 Billion by 2025.

## COMPANY PERFORMANCE

### Revenues

Your Company sustained all-round improvement in sales and business surpassing pre-Covid levels despite intermittent lockdowns on the back of the second and third wave of COVID-19. With concentrated efforts to fuel business to double digit growth, your Company was able to implement its strategies successfully leading to a rise in operating income from ₹ 30272.96 Lakh in FY 2020-21 to ₹ 60760.98 Lakh in FY 2021-22, registering a staggering growth of 100.7% and as compared to pre COVID levels of FY 2020 our Company achieved a growth of 14.71%. Total Revenue (including Other Income) stood at ₹ 62447.13 Lakh as against ₹ 31977.32 Lakh in FY 2020-21. This clearly reflects the perseverance towards which your Company is striving for achieving growth in it's business despite of ongoing business environment challenges.

### Costs

**Cost of Goods Sold (COGS):** Cost of goods sold stood at ₹ 35871.72 Lakh in FY 2021-22 as compared to ₹ 18005.07 Lakh in the previous year. The COGS percentage to operating income remained almost similar at 59.03% in FY 2021-22 as compared to 59.5% in FY 2020-21. COGS includes costs of material consumed, purchase of stock in trade, change in inventories of finished goods, work in progress and stock in trade and manufacturing & operating expenses.

**Manufacturing and operating expenses:** Manufacturing expenses stood at ₹ 7074.18 Lakh against ₹ 2134.20 Lakh in previous year. Manufacturing expenses as percentage to sales rose this year to 11.6% as compared to 7.0% in the previous year on account of inflationary pressure with rise in crude oil & gas prices on account of global factors affecting rise in operating expenses.



**Personnel cost:** Personnel costs increased to ₹ 7976.85 Lakh in FY 2021-22 from ₹ 5264.48 Lakh in FY 2020-21 with a rise of nearly 51.5% on account of normalised employee expenses increase across the board due to return in normalcy of operations and increase in payroll.

**Selling and distribution expenses:** Selling and distribution expenses increased to ₹ 3365.87 Lakh in FY 2021-22 from ₹ 1860.49 Lakh in FY 2020-21 as your Company has started investing into brand advertising and publicity expenses that had been significantly reduced in the COVID impacted years and also on account of increase in tour and travelling expenses with abolishment of travel restrictions and acceptance of in-person meetings. Your Company has realised that increased selling and distribution expenses would be needed so as to ensure heightened brand recognition leading to a sustainable demand growth. Though in absolute terms these expenses would have increased, however the selling and distribution expenses decreased as a percentage of operating sales from 6.1% in FY 2020-21 to 5.5% in FY 2021-22 primarily commensurating with the relative growth in sales.

**Administrative and other expense:** Administrative and other expenses increased to ₹ 3542.80 Lakh in FY 2021-22 as compared to ₹ 3276.48 Lakh in FY 2020-21. However, on account of increased sales and smoothening operations, the administrative and other expense as percentage of sales decreased to 5.8% in FY 2021-22 from 10.8% in the previous year.

#### Profitability

**EBIDTA and EBIDTA margin:** EBIDTA, excluding Other Income increased to ₹ 10003.74 Lakh as compared to ₹ 1866 Lakh in the previous year primarily on account of improved sales performance. EBIDTA margin stood at 16.5% as compared to 6.2% in the previous year.

**Profit before Tax (PBT):** PBT increased to ₹ 10534.65 Lakh as compared to ₹ 2219.93 Lakh in FY 2020-21.

**Profit after Tax (PAT):** Your Company, inspite of partial effects of the second and third wave of the COVID-19, on the back of improved all round performance reported an increase in its net profit on a yearly basis. PAT increased to ₹ 8165.48 Lakh in FY 2021-22 as against ₹ 1942.20 Lakh in FY 2020-21. Net Profit Margin rose to 13.1% as compared to 6.1% in FY 2020-21.

**Earnings per Share (EPS):** The EPS for the year was ₹13.25 as compared to ₹3.15 in the previous year. The basic and diluted earnings per share of periods presented have been calculated based on the weighted average number of shares outstanding in respective periods, as increased for issuance of bonus shares during the financial year. Post the issuance of Bonus Equity shares, the total paid up equity share capital of the Company has been increased from ₹ 12.32 Crore to ₹ 61.63 Crore.

**Return on Capital Employed (ROCE):** The ROCE from operations stood at 16.78% in FY 2021-22.

**Return on Net Worth (RONW):** The RONW of the Company stood at 18.04% in FY 2021-22 as compared to 5.35% in the FY 2020-21. The rise in RONW as compared to previous financial year was primarily on account of better operating sales and resultant profitability.

#### Financial Position and Cash Flows

Our primary sources of liquidity and capital resources is cash generated from operating activities. Our primary requirements for liquidity and capital are working capital and general corporate needs, including manufacturing related expenses, operating costs, marketing and payroll related expenditures.

The financial risk profile of your Company is expected to remain strong backed by healthy capital base as on March 31, 2022, comfortable debt protection metrics and strong liquidity backed with cash flows from profitable operations. Your Company continues to have strong liquidity of ₹ 35,087.10 Lakh as on March 31, 2022, in the form of cash & cash equivalents, bank balance and current and non-current investments (which also includes non-current investments includes a small amount of ₹ 845.50 Lakh of investments in Associates and ₹ 1,000 Lakh of investment in unquoted shares of a retail company) against nil non-current term debt and current debt of ₹ 7,659.85 Lakh. Your Company has a strong financial position with net cash balance (cash & investments minus borrowings) of ₹ 27,427.25 Lakh. Your Company has a very comfortable interest coverage ratio of 1.15 as on March 31, 2022 as compared to 0.22 as on March 31, 2021 and a Debt:Equity ratio of -0.16 as on March 31, 2022 similar to -0.11 as on March 31, 2021 showcasing the excess cash your Company is able to maintain on a consistent basis. Company's prudent cash conservation practices have helped it to weather difficult times and enforce upon the confidence to face any uncertainty in the future if it were to arise on account of external factors.

Your Company was able to maintain reasonable control on the net working capital cycle with strong focus on collections and inventory management. The average debtor days as pegged to operating revenues stood at

86 days. The debtors turnover ratio stood at 4.26 in FY 2021-22 as compared to 2.12 in FY 2020-21 primarily on account of improvement in business environment leading to better receivable management. The inventory turnover ratio stood at 7.43 in FY 2021-22 as compared to 4.31 in FY 2020-21 primarily on account of improvement in operating sales across all channels of distribution presently encouraged by the rapid recovery in customer uptake starting from the middle of June 2021 on easing of pandemic related restrictions considerably aiding sentiments. The current ratio stood at 2.35% in FY 2021-22 as compared to 3.18% in FY 2020-21.

Further on account of impressive performance, your Company has declared a total dividend per share for FY 2021-22 to ₹ 19 per share (including interim dividends). Further, pursuant to the approval given by the shareholders through Postal Ballot on December 9, 2021, your Board at its meeting held on October 28, 2021, issued and allotted 49,300,148 fully paid up Bonus Equity shares of ₹ 10 each in the ratio of 4:1 (ie. 4 Bonus Equity shares for every 1 existing equity share of your Company) to the shareholders who held shares on December 17, 2021 (Record date).

#### Business Progressive Fund

The Business Progressive Fund stood at ₹ 4,000 Lakh. Your Company had taken a first-of-its-kind initiative in FY 2012-13 by setting up a 'Business Progressive Fund'. The genesis of this fund was to create and build up a reserve from the profits of your Company to address potential market volatility that are inherent to the industry due to potential macro-economic events that impact consumer sentiment and spending behaviour. In these difficult times, initiatives like these clearly showcases Company's outlook to run as a continuous operating Company withstanding the vagaries of uncertain situations. The amount of fund is specifically earmarked and invested in safe and highly liquid investments.

#### CREDIT RATING

CRISIL has reaffirmed your Company's debt rating as AA-/Stable (high degree of safety), which will enable superior credit terms from the financial market and banks.

#### BRANDS

We cater to multiple categories including apparel and accessories with a strong portfolio of owned brands. Our brands operate across segments which include premium luxury segment, premium mid-market segment and premium mass market segment and focused fashionwear/partywear brand. Some of our brands have already achieved a scale of operations and our new brand Desi Belle is in the investment phase and have significant long term potential with unique opportunities to drive future growth. Through our own brands, we cater to men's wear and women's wear across various products and price categories.



#### ● Killer

Your Company's flagship brand Killer imbibes in it the cool confidence of today's youth and redefines denims, giving a bold character to them. Killer is a powerful and iconic brand and is regarded as one of the established and well-regarded denim brands in India. Killer continues to be the flagship brand amongst our brand portfolio.

#### ● Integriti

Reflecting and resonating the ambition and energy of youth, Integriti offers a credible, trusted and value proposition across work and casual wear. Integriti is the second largest brand for your Company.

#### ● Lawman Pg3

A glamorous, lifestyle brand, LawmanPg3 specialises in trendsetting denim and partywear for young adults. In line with the brand ethos, LawmanPg3 has taken over the movie magazine CineBlitz and re-branded it LawmanPg3 CineBlitz in order to live upto the Brand DNA about glamour and style. The brand plays a unique role in bringing the glamour quotient to the fashion wardrobe.

#### ● Easies

A blend of classic and contemporary preferences, Easies Brand is reshaping corporate fashion in India through its range of semi-formal menswear, made from the most premium range of fabric and linen. Easies a well-established brand known for its collection of chinos, shirts and has a dedicated customer following supported by the increasing trend of semi-formal wear.



### Desi Belle & Addiction Accessories

Desi Belle, the emerging brand amongst our portfolio is an Indo-Western womenswear focused brand that exists at the confluence of modern style and desi touch, catering to the contemporary woman.

### PRODUCT WISE SALES

Your Company's product portfolio consists of a mix of quality bottom wear and topwear products spread across jeans, trousers, shirts, t-shirts, jackets, pullovers etc. With the acquisition of the brand Desi Belle, your Company has also forayed into the indo-western women's wear segment. Your Company also believes in opportunistic fashion accessories played with a focused strategy in lined with its brand recognition and entrenchment. The product sales primarily drives profitability margins and sales efficiency across its retail outlets. Product wise sales of our primary products is as follows:

- **Jeans:** Jeans sales stood at ₹ 34,056.38 Lakh contributing to 56.3% of the total income from sales of apparel and lifestyle accessories in FY 2021-22 as compared to ₹ 15,515.98 Lakh in the previous year.
- **Trousers:** Trousers sales stood at ₹ 4,708.72 Lakh compared to ₹ 1,918.84 Lakh in the previous year. Trousers contributed 7.8% of total income from sales of apparel and lifestyle accessories revenues.
- **Shirts:** Shirts contribution to total income from sales of apparel and lifestyle accessories stood at 18.31% with sales of ₹ 11,082.22 Lakh compared to ₹ 5,582.60 Lakh in the previous year.
- **T-shirts:** T-Shirts sales stood at ₹ 3,025.71 Lakh contributing to 5.0% of the total income from sales of apparel and lifestyle accessories from ₹ 1,367.10 crore in the previous year.

### SALES AND DISTRIBUTION CHANNEL

Your Company operates through its multiple channel and robust distribution model. Your Company maintains a judicious balance through its extensive footprint of directly operated and franchise operated carefully selected exclusive-brand outlets (EBOs), presence in large format stores with national presence (NCS), multi-brand outlets (MBOs) across various formats to drive sales growth, along with maintaining discipline to mitigate inventory and payments risk. Your Company has been focused on the traditional distribution channels which has been the key to profitability and its long term association with channel partners has been its major success driver. In line with the modern day requirements, your Company has been taking calculative approach to digital adoption as well as increased presence in national chain stores keeping the visibility factor in mind with a balanced approach towards expected sales and margins.

We categorise our Sales and Distribution channels as per following :

**Retail :** The Retail component of our Sales and Distribution channel contributes to 41.9% of the total income from sales of apparel and lifestyle accessories with sales of ₹ 25380.78 Lakh

**Non-Retail :** The Non-Retail component of our Sales and Distribution channel contributes to 36.0% of the total income from sales of apparel and lifestyle accessories with sales of ₹ 21805.82 Lakh

**Others :** The Others component of our Sales and Distribution channel contributes to 22.0% of the total income from sales of apparel and lifestyle accessories with sales of ₹ 13325.88 Lakh

Your Company has presence in 25 states and three union territory and cover more than 240+ towns and cities in India and also sells in select markets globally catering to international customers.

A fresh perspective of considering the new age channels of digital commerce as well as national chain stores as one of the key distribution medium is underway with a clear focus on getting closer to our customers and strategically moving towards becoming an omnichannel fashion company. With the growing penetration of e-commerce and rising store count of national chain stores, we believe that there is an opportunity to leverage our brand equity and trust that we enjoy with our customers. Discounting has been a critical tool which has been a major contributing factor towards attracting and persuading customers to buy online giving massive rise to the e-commerce segment growth in India. Similarly, price bargain and high working capital requirement on account of inventory and cash turnaround are other aspects to be considered to push sales with national chain stores. We believe that the key advantage which NCS gives is aiding penetration in lower tier cities, especially when your Company enters a new city with its EBOs, it is already present in that

city (through NCS) it reduces the time for adoption as customers are already aware of the brand.

However, we aim to implement our distribution strategy in an evolved and balanced manner without losing the core business principles of profitability and cash generation. We would evaluate this strategy on a cost benefit analysis in terms of visibility and potential sales generation through online and national chain store platforms versus margin contraction. Additionally, in order to devise a robust receivable management, we intend to limit our sales to one particular party upto a comfortable limit so that in an untoward incident, the operations of your Company is not hampered.

### RETAIL STORES

Your Company has 356 existing retail stores as on March 31, 2022 and 54 stores are in work in progress phase. Of the 356 stores, 219 stores are in K-Lounge format, 136 stores are EBOs and 1 is a factory outlet format. Your Company opened 91 new stores and 57 stores were closed/relocated, resulting in total store count of 410 inclusive of work-in-progress stores.

### OUTLOOK, OPPORTUNITIES AND THREATS

In the year gone by your Company saw a very strong sales performance and the high levels of inventory turn the business has delivered. This performance was possible due to detailed inventory planning, as well as very strong sales execution. Notwithstanding the uncertainty over the short to medium term, India is expected to return to a strong growth trajectory in the apparel and retail sector, given the underlying growth drivers reflecting the changing consumer trend and increasing usage of casual wear in offices as well as home. Fashion consciousness and retail therapy have become a core part of human lifestyle and are likely to recover and gain momentum eventually. With growing multiple channel of distribution, the market is within easy reach to the end consumer driving growing demand for the apparel sector.

On account of inflationary pressure as well as understanding the difficult art of carrying out manufacturing and inventory management has led to a challenging environment for many apparel manufacturers and eventually led to many shutting down operations. Further, the industry has also seen a general concentration towards a few manufacturers who have been able to wave through these difficulties. With the rise of multiple distribution platforms on account of digital formats as well as national chain stores, the sourcing of the finished apparel products across categories especially for branded apparels will hold key towards fulfilling the rising demand from consumers in India. We believe only companies with inherent manufacturing expertise, balance sheet strength and well-established network backed with strong brand appeal would emerge stronger and more committed of pursuing sustainable and profitable growth catering to the rising demand.



Based on its well-capitalised balance sheet, prudent financial practices, debt-free status and disciplined cost control, your Company has the ability to protect interests of all its stakeholders. With the added strength of its superior manufacturing practices, strong brands and robust pan India distribution network your Company is well positioned to meet the near-term challenges and emerge stronger and more committed to its long-term vision of pursuing sustainable and profitable growth.

### RISK AND CONCERNS

The biggest risk in recent times has been the impact of macro events on consumer sentiments. Fashion wear is a discretionary expenditure and in times of liquidity crisis the impact on the consumer confidence has a protracted impact on discretionary spending. Increasing competition has resulted in pricing pressure as other players offer discounts and extend sale periods to drive revenue growth. Higher discounts to MRP to attract consumers over an extended period of time has become a new normal resulting in pressure on margins. This coupled with inability to pass the increase in raw material prices, which has seen a substantial increase in recent times, has led to a double whammy situation for fashion retailers leading to pressure on margins. Further, the Indian markets have attracted foreign brands who spend heavily on advertisement and promotion to establish their presence, thereby increasing costs for your Company to maintain its visibility in the market. The branded apparel industry needs continuous product innovation to keep up with the fashion trends and changes in consumer preferences. The ability to create products in line with changing trends at affordable price points is critical in maintaining brand loyalty and connect with the consumer. With shifts in consumer taste your Company may be left with unsold inventory or mark down in value of stocks.

Your Company is uniquely placed in this sector with an integrated business model that encompasses design, manufacturing sourcing, distribution logistics and retailing. Your Company has an in-house team of





designers that track national and international trends to create innovative fashionable products that customers would relate to. Our design and merchandising team, together with our marketing and procurement teams, are focused in developing innovative design concepts across product categories. Our innovative and organised design process along with our experienced marketing team allow us to develop new and differentiated products. Your Company has state-of-the-art manufacturing facilities that ensure quality and timely deliveries. Further, with the improvement in business demand, your Company believes unproductive practices of offering higher discounts to MRP will take its course of extinction, though may not be fully, but to a large extent, creating a healthy business environment.

#### Credit Risk

Credit risk is the risk that a counter-party will not meet its obligations under a financial instrument or customer contract. Our operations involve extending credit for periods of time, ranging typically from 60 to 95 days, to our franchisee operated exclusive brand outlets, large format national chain stores, multi-brand stores and online retailers, and consequently, we face the risk of the uncertainty regarding the receipt of these outstanding amounts.

If our franchisees, large format national chain stores, multi-brand stores and online retailers delay or default in making payments in the future, our profits margins and cash flows may be adversely affected. We assess and manage credit risk on the basis of assumptions, inputs and various market driven factors. To mitigate credit risk related to trade receivables, we closely monitor the creditworthiness of debtors through internal systems

that are configured to define credit limits of customers, thereby, limiting the credit risk to pre-calculated amounts. Your Company instituted steps to mitigate / reduce the risk of recovery by taking bank guarantee and / or security deposits from the channel partners. These steps assist your Company to strengthen the recovery process and reduce the uncertainties associated with recovery.

#### Commodity Risk

We are exposed to the price risk associated with purchasing our raw materials, which form a significant component of our expenses. We typically do not enter into long terms arrangements with our vendors and typically source raw materials based on periodic purchase orders and price negotiations. Our cost of goods sold is impacted by the amount of raw materials procured by us and the price at which such raw materials are procured may fluctuate from time to time due to a number of factors beyond our control, including economic factors, seasonal factors, environmental factors and changes in government policy and regulation. Therefore, fluctuations in the price and availability of raw materials may affect our business, cash flows and results of operations.

#### Inflation Risk

India has experienced fluctuations in inflation in the recent past. High fluctuation in inflation rates may make it more difficult for us to accurately estimate or control our costs. Any increase in our raw material expenses on account of inflationary pressure, employee benefit payments or other expenses as a result of increase in inflation in India, which we are unable to pass on to our customers, whether entirely or in part, may adversely affect our business, cash flow, results of operations and financial condition. Especially, the apparel sector in which the Company operates is a price deflationary sector wherein the price points across apparel category have tend to remain constant over a long period of time inspite of inflation and thereby it is very critical for Companies like us to keep a continuous check on how bests cost could be controlled to achieve the desired margins.

#### INTERNAL CONTROL SYSTEMS AND THEIR ADEQUACY

Sound internal control systems are a prerequisite for building and enhancing shareholder value in the long run and managing risk effectively is fundamental to the way we manage our business. Your Company always looks to move gradually in a prototype model and seek to make sensible and balanced business decisions through our risk appetite and corporate governance frameworks. We have established a risk management framework underpinned by a comprehensive suite of policies, operational processes, procedures and governance structures. These are important in maintaining adequate internal measures commensurate with the size and complexity of operations. Internal control systems comprising policies and procedures are designed to ensure sound management of our operations, safekeeping of our assets,

optimal utilisation of resources, reliability of our financial information and compliance. The systems and procedures are periodically reviewed and routinely tested and cover all functions and business areas.

Your Company has a sound system of internal controls commensurate with the size of your Company and the nature of its business to ensure that all assets are safe guarded and protected against loss from unauthorised use or disposition and that transactions are authorised and recorded reported correctly and adequately. Your Company's internal control are supplemented by internal audits, review by management and documented policies, guidelines and procedures. The internal control is designed to ensure that financial and other records are reliable for preparing financial information and for maintaining accountability of assets.

The key constituents of the internal control system are:

- Establishment and review of business plans
- Identification of key risks and opportunities
- Clear and well-defined organisational structure and limits of financial authority
- Continuous identification of area requiring strengthening of internal controls
- Operating procedures to ensure effectiveness of business process
- Systems of monitoring compliance with statutory regulations
- Well-defined principles and procedures for evaluation of new business proposals capital expenditure
- A robust management information system
- Strong internal audit and review system

Your Company has an Internal Audit Department to monitor the Internal Control systems and its implementation. The Audit Committee of the Board of Directors actively reviews the adequacy and effectiveness of internal controls systems and suggests improvement for strengthening them. Your Company has a strong management information system, which is an integral part of the control mechanism. Your Company continues to strengthen its risk management and internal control capabilities by improving its policies and procedures and introducing advanced risk management tools.

#### HUMAN RESOURCE

Our employees are one of our most important assets and are critical to us maintain our competitive position in our key geographical markets and in our industry. The performance of your Company is driven by a highly motivated and professional team of employees. Our business majorly depends on our ability to recruit, train and retain frontline associates, managerial and creative professionals. Your Company believes in providing an equal opportunity and strive to maintain diversity in our

employee base and creating a culture and environment that allows human resources utilise their skills, knowledge and leadership abilities in order to facilitate the growth of the operations. Your Company has also taken steps to further strengthen the employee morale by enhancing internal communication mechanism and aligning the employees with your Company's strategic vision and initiatives to promote business excellence.

Additionally, the focus at your Company has been on retaining and grooming the best talent available. Your Company continues to invest in building competence in the organisation through employee training and development and compensation structure that rewards performance. We have in place a rewards and recognition program and conduct regular events to recognise and award employees based on their performances and the impact they have made. Your Company continued to maintain excellent industrial relations with all its employees at manufacturing facilities. Further, we are also committed to maintaining high standards of workplace health and safety and we will continue to improve the same on ongoing basis. Our human resource department continually focuses on employee engagement and motivation, recruitment, continuous development and addressing employee grievances, if any, in a timely manner.

Our human resource policies focus on recruiting talented and qualified personnel, whom we believe integrate well with our current workforce., irrespective of their seniority, department or location. Our employee programmes are focused on taking regular feedback and facilitating interaction between new employees and senior management. In addition to compensation that includes salary, allowances (including performance linked bonuses) and reward plans, we provide our employees other benefits which include insurance coverage and paid leave. We have medical and accidental insurances for our employees and have also introduced wellness and physical health programs.





As on March 31, 2022, your Company had 1648 employees. The employee base includes our KMPs, senior management personnel, corporate office staff, showroom staff and staff employed at our manufacturing facility. Out of these 96 are based in our showrooms driving retail sales and customer operations, 331 are based in our head office, while 1221 are based in our factory. In addition, we have entered into arrangements with third party personnel companies for the supply of contract labour which we appoint on a part-time basis to support our seasonal needs of labour, for example during large-scale product launches, festive periods and discount campaigns. The number of contract labourers varies from time to time based on the nature and extent of work contracted to independent contractors.

### TECHNOLOGY

Your Company believes that a robust IT infrastructure and keeping abreast with technological innovations is essential for ensuring strong operational efficiencies and enhancing productivity. We continue to focus on building and improving our IT capabilities while promoting innovation throughout our processes. We have implemented a range of technological initiatives across our operational network with the aim of enhancing the operational efficiency.

Your Company has been using logic ERP as an end to end solution which caters to most of the operational and financial operational areas as follows:

- a) **Procurement:** Right from raising purchase order to in-ward (GRN) of raw material / semi-fished / finished goods and posting of accounting entries relating to purchases is executed in this module.
- b) **Order processing / Billing:** Generating sale order and subsequent reservation/delivery order, converting D.O to ready for despatch (RFD) and finally converting those RFDs into Invoices

with posting of accounts is done in this module. Additionally, E-way bill and E-invoice generation is part of this module.

- c) **Production:** Production module covers generating job order on the basis of the sales order. Subsequent movement of production lot size through various process such as cutting, stitching, washing, finishing, conversion of semi-finished goods to finished product with segregation of product into fresh/seconds/ damaged is done through this module. The finished goods once segregated are transferred to finished warehouse for order processing. In between the issue of raw material required for every process is recorded with quantity and value. For every process, tailor payment is generated based on the rates defined and lot completed, this again is the base for wages generation and linked with payroll module.
- d) **Payroll:** In payroll module the salaries of staff and wages of workers is processed and generated. As mentioned above, data of wages flow through production module and is processed automatically through reverse calculation. Attendance for salary is pulled through Cosec (Attendance managing software) for monthly processing.
- e) **Finance and Accounts:** Finance is the core to the entire system as it is linked with all the above modules. All accounting entries related to all the above modules are posted automatically in this module. Apart from positing of accounts, trial balance generation and balance sheet related data is part of the finance and accounting module.
- f) **WMS:** Warehouse management system is the latest module which has been implemented towards efficient warehouse management. This would contribute in organising the warehouse helping in streamlining the warehouse as far as order processing and inventory management are concerned. On account of this module racking and stacking of material are done in such a way that it reduces the time in locating material and ensures accurate and timely delivery of goods.

#### IT Infrastructure for the B2B and B2C business operations:

Apart from the above modules which form core of the ERP, your Company has a separate system created for the B2B (Distribution channel) and B2C – POS (Retail Channel) which are operated as independent modules with offline connectivity with the core module. Schemes and offers are part of the POS which also includes online discount approval through mobile app and e-invoice as the key features. In these modules, sales and inventory of both the channels are maintained. Franchisee and distributors have an option to opt for accounts module if required.

Apart from the above, your Company has a strong hardware and network infrastructure with multiple layers of security in form of firewall and end point security such as anti-virus not to mention multiple layers of switches and devices which are controlled and managed in active directory environment. In order to ensure business continuity, your Company has maintained DR facility using ARC server as a tool.

Such technology applications have allowed us to efficiently expand our operations. With the implementation of our technology initiatives, we intend to streamline our operations further and expect to decrease our operational expenses which we believe will drive our revenue growth.

### CAUTIONARY STATEMENT

This discussion contains certain forward-looking statements within the meaning of applicable securities laws. Readers are cautioned not to place undue reliance on these forward-looking statements, which reflects management's analysis describing our objectives and expectations based on certain information and assumptions. Our operations are dependent on various internal and external factors within and outside the control of the management. We assume no responsibility in respect of the forward-looking statements herein, which may undergo changes in future on the basis of subsequent developments, information or events. Actual results may differ from those expressed or implied herein.





To

The Members,

Your Board of Directors are pleased to present the 31<sup>st</sup> Annual Report together with the Audited Accounts of the Company for the year ended March 31, 2022.

## FINANCIAL SUMMARY & HIGHLIGHTS (STANDALONE)

Sr. No.	Particulars	(Amount in Lakh)	
		Year Ended March 31, 2022	Year Ended March 31, 2021
1	Net Sales/Income from operations	60760.98	30272.96
2	Other Income	1686.15	1704.36
3	Total Expenditure	51912.48	29757.39
4	Gross profit (Before deducting any of the following)	11689.88	3570.78
a.	Finance charges	452.61	681.04
b.	Depreciation/Amortisation	702.63	669.82
c.	Tax provision	2369.17	277.73
5	Net profit for the Period	8165.47	1942.20
6	Other Comprehensive Income	54.84	409.73
7	Total of Comprehensive Income (net of tax)	8220.31	2351.93
8	Profit b/f from previous years	24261.71	25607.29
9	Appropriation of profit	3697.51	3697.51
	i) Dividend on equity shares	3697.51	3697.51
	ii) Transfer to Business Progressive fund	-	-
10	Dividend (in ₹) per ordinary share (Post Bonus Issue)	19	23
11	Paid up Equity capital	6162.52	1232.50
12	Reserves except revaluation reserve	12872.38	17802.40

## OVERALL PERFORMANCE AND STATE OF COMPANY AFFAIRS

Your Company sustained all round improvement in sales and business surpassing pre-Covid levels despite intermittent lockdowns on the back of the second and third wave of COVID-19. With concentrated efforts to fuel business to double digit growth, your Company was able to implement its strategies successfully leading to a rise in operating income from ₹ 30272.96 Lakh in FY 2020-21 to ₹ 60760.98 Lakh in FY 2021-22, registering a staggering growth of 100.7% and as compared to pre COVID levels of FY 2020 your Company achieved a growth of 14.7%. Total Revenue (including Other Income) stood at ₹ 62447.13 Lakh as against ₹ 31977.32 Lakh in FY 2020-21. This clearly reflects the perseverance towards which your Company is striving for achieving growth in its business despite of ongoing business environment challenges. EBITDA, excluding Other Income increased to ₹ 10003.74 Lakh as compared to ₹ 1866.44 Lakh in the previous year primarily on account of improved sales performance. EBITDA margin stood at 16.4% as compared to 6.2% in the previous year. Your Company, in spite of partial effects of the second and third wave of the COVID-19, on the back of improved all round performance reported an increase in its net profit on a yearly basis. PAT increased to ₹ 8165.48 Lakh in FY 2021-22 as against ₹ 1942.20 Lakh in FY 2020-21. Net Profit Margin rose to 13.1% as compared to 6.1% in FY 2020-21.

## TRANSFER TO RESERVES

During the year under review no amount was transferred to the reserves.

## SHARE CAPITAL

Your Board at its meeting held on October 28, 2021, approved and recommended the issue of Bonus shares in the proportion of 4:1 i.e. 4(Four) Bonus Equity share(s) of face value ₹ 10/- each for every 1(One) Equity share(s) of face value of ₹ 10/- each which was approved by the shareholders through Postal Ballot on December 09, 2021. Your Company allotted 4,93,00,148 fully paid up Bonus Equity Shares of face value ₹ 10/- each. Pursuant to the said allotment of Bonus Equity Shares, the paid-up and issued share capital of your Company has increased from ₹ 12,32,50,370/- (divided into 1,23,25,037 equity shares of the face value of ₹ 10/- each) to ₹ 61,62,51,850/- (divided into 6,16,25,185 equity shares of the face value of ₹ 10/- each). Approval of the shareholders was also obtained through the said postal ballot to increase Authorised Share capital of your Company from ₹20,00,00,000 to ₹ 125,00,00,000 to facilitate issue of Bonus shares.

## DIVIDEND

The total dividend for the year ended March 31, 2022 stood at ₹ 19/- per share as compared to ₹ 23/- per share in the previous year.



Your Board of Directors had in their meeting held on October 28, 2021 declared the first interim dividend of ₹ 10/- (100%) per equity share absorbing a sum of ₹ 1232.50 Lakh. The record date for the purpose of payment of interim dividend was November 12, 2021 and the said interim dividend was paid in November 2021.

Your Board of Directors had in their meeting held on January 27, 2022 declared the second interim dividend of ₹ 4/- (40%) per equity share absorbing a sum of ₹ 2465.00 Lakh. The record date for the purpose of payment of interim dividend was February 8, 2022 and the said interim dividend was paid in February 2022.

Your Board of Directors had in their meeting held on May 11, 2022 declared the third interim dividend of ₹ 5/- (50%) per equity share absorbing a sum of ₹ 3081.26 Lakh. The record date for the purpose of payment of interim dividend was May 23, 2022 and the said interim dividend was paid in May 2022.

Your Board has decided not to recommend any final dividend for the financial year ended March 31, 2022.

#### DIVIDEND DISTRIBUTION POLICY

Your Company has formulated Dividend Distribution policy in terms of Regulation 43A of SEBI (Listing Obligations and Disclosure Requirements) Regulations, 2015.

The Annual dividend consists of a few interim dividend and a final dividend at the year end. The Board of Directors seek to balance members needs of returns and company's requirement of long term growth. After meeting internal cash balance towards any strategic investments, the Company will endeavour to return the rest of the free cash generated to shareholders through regular dividend. The said policy as approved by your Board of Directors has been uploaded on the website of your Company. The dividend distribution policy is available on <http://kewalkiran.com/wp-content/uploads/2018/12/dividend.pdf>

#### MATERIAL CHANGES AND COMMITMENTS AFFECTING THE FINANCIAL POSITION OF YOUR COMPANY

There have been no material changes and commitments, which affect the financial position of your company which have occurred between the end of the financial year to which the financial statements relate and the date of this Report. There is no change in the nature of business of your Company.

#### DISCLOSURES RELATING TO SUBSIDIARIES, ASSOCIATES AND JOINT VENTURES

White Knitwears Private Limited is a joint venture of your Company and K-Lounge Lifestyle Limited is a wholly owned subsidiary of your Company (K-Lounge Lifestyle Limited was incorporated on February 25, 2021).

#### FINANCIAL STATEMENTS

Your Company has prepared the Consolidated Financial Statement in accordance with the applicable Accounting Standards. The audited consolidated financial statements together with the Auditor's Report form part of the Annual Report.

M/s. K-Lounge Lifestyle Limited being incorporated on February 25, 2021, the first financial statements of the subsidiary company is drawn from the period beginning February 25, 2021 upto March 31, 2022. The subsidiary is yet to commence its business.

Pursuant to Section 129(3) of the Companies Act, 2013 a statement containing the salient features of the financial statements of the Joint Venture and the subsidiary is attached to the Financial Statements in **Form AOC-1**.

The Financial Statements of your Company, Consolidated Financial Statements along with relevant documents and separate audited accounts in respect of joint venture and the subsidiary, are available on the website of your Company [www.kewalkiran.com](http://www.kewalkiran.com)

#### CASH FLOW STATEMENT

In conformity with the provisions of Regulation 34(2)(c) of SEBI (Listing Obligations and Disclosure Requirements) Regulations, 2015, the Consolidated and Standalone Cash Flow Statements for the year ended March 31, 2022 forms a part of this Annual Report.

#### BUSINESS RESPONSIBILITY REPORT

Regulation 34 (2)(f) of the SEBI (Listing Obligations and Disclosure Requirements) Regulations, 2015, inter alia, provides that the annual report of the top 1000 listed entities based on market capitalisation (calculated as on March 31 of every financial year), shall include a Business Responsibility Report ("BRR").

Your Company is featuring in the list of top 1000 listed entities as per market capitalisation calculated as on March 31, 2021 and hence the Business Responsibility Report forms a part of this annual report.

#### OVERVIEW OF INDUSTRY AND IMPORTANT CHANGES IN THE INDUSTRY

The apparel industry was presently encouraged by the rapid recovery in customer uptake starting from the middle of June 2021 on easing of pandemic related restrictions considerably aiding sentiments. It showed a remarkable recovery with positive contribution to growth. Retail channels operations saw a rapid growth in demand as the national infection caseload came down. Strong demand in the festive season of October and November was led by fresh and organic consumption. However, demand tapered post December 15 on account of increase in cases (Omicron), which led to lower footfalls that spilled over to January. However, since the end of January the situation has improved significantly as most cases were mild and restrictions were more relaxed than in the previous two waves. Since then things have looked promising, buoyed by strong domestic consumption as well as export demand.

With the government support including Production-Linked Incentive (PLI) Scheme for Man Made Fiber (MMF) segment and technical textiles coupled with multiple vaccination options now available in large parts of the world, there is optimism and the sector hopes to emerge stronger. Higher farm income, reverse migration and increased public expenditure is likely to result in restoration of demand in rural and semi-urban areas, including discretionary demand. With these positive impetus, the Indian apparel market which was at \$ 40 Billion in 2020 is expected to reach \$ 135 Billion by 2025.

#### EXTERNAL ENVIRONMENT AND ECONOMIC OUTLOOK

The last two years have been difficult for the world economy on account of the COVID-19 pandemic. When 2021 started, everyone assumed that India had seen off the worst of the COVID pandemic. However, COVID-19, with its mutated contagious strains, hit again in April 2021 – with a rapid resurgence in cases in India. With government-imposed steps like localised micro-containment measures, state-specific movement restrictions, mobilisation of health supplies and ramping up of health infrastructure along with focus on vaccination, the second wave of COVID-19 was brought under control. Although the second wave of the pandemic in April-June 2021 was more severe from a health perspective, the economic impact was muted compared to the national lockdown of the previous year. Even when India witnessed yet another resurgence in daily new cases by end-December 2021, marking the onset of Omicron variant which induced the third COVID wave, with high incidence but milder symptoms, rapid progress in vaccination coverage and further strengthening of testing and health infrastructure assumed critical importance in protecting lives and containing the spread of the infection. Economic activity rebounded post the rapid abatement of the second and third wave of COVID-19 and the lifting of the state-wise restrictions. Advance estimates suggest that the Indian economy is expected to witness real GDP

expansion of 9.2% in 2021-22 after contracting in 2020-21. This implies that overall economic activity has recovered past the pre-pandemic levels.

We believe that India's underlying economic fundamentals are strong and despite the short-term turbulence, the impact on the long-term outlook will be marginal. Overall, macro-economic stability indicators suggest that the Indian economy is well placed to take on the challenges of 2022-23. Growth in 2022-23 will be supported by widespread vaccine coverage, gains from supply-side reforms and easing of regulations, robust export growth, and availability of fiscal space to ramp up capital spending. The year ahead is also well poised for a pick-up in private sector investment with the financial system in a good position to provide support to the revival of the economy. Thus, India's GDP is projected to grow in real terms by 8.0% - 8.5% in 2022-23. This projection is based on the assumption that there will be no further debilitating pandemic related economic disruption, monsoon will be normal, withdrawal of global liquidity by major central banks will be broadly orderly, oil prices will be in the range of \$ 70-\$ 75/bbl, and global supply chain disruptions will steadily ease over the course of the year.

#### CREDIT RATING

CRISIL, India's leading ratings, research, risk and policy advisory company has assigned 'AA- / Stable' for the banking facilities of the company. This will further ensure superior credit terms from the financial market and banks.

#### INVESTOR EDUCATION AND PROTECTION FUND (IEPF)

##### Unclaimed Dividend

Pursuant to the provisions of Section 124(5) of the Companies Act, 2013, if the dividend transferred to the Unpaid Dividend Account of the Company remains unpaid or unclaimed for a period of seven years from the date of such transfer then such unclaimed or unpaid dividend shall be transferred by the Company along with interest accrued, if any to the Investor Education and Protection Fund ('the IEPF'), a fund established under sub-section (1) of section 125 of the Act. The details of unclaimed/unpaid dividend are available on the website of the Company viz. [www.kewalkiran.com](http://www.kewalkiran.com)





The Company had during the year, accordingly, transferred to IEPF, the unpaid and unclaimed dividend amounts pertaining to 3<sup>rd</sup> interim 2013-14 for ₹ 9225/-, Final Dividend 2013-14 of ₹ 4,998/-, 1<sup>st</sup> Interim Dividend 2014-15 of ₹ 22,224/- 2<sup>nd</sup> Interim Dividend 2014-15 of ₹ 15,922.50/, 3<sup>rd</sup> Interim Dividend 2014-15 of ₹ 12,215/-.

**Mandatory Transfer of Shares to Demat Account of Investors Education and Protection Fund Authority (IEPFA) in case of unpaid/ unclaimed dividend on shares for a consecutive period of seven years**

In terms of Section 124(6) of the Companies Act, 2013 read with Rule 6 of the Investor Education and Protection Fund Authority (Accounting, Audit, Transfer and Refund) Rules, 2016, (as amended from time to time) (IEPF Rules) shares on which dividend has not been paid or claimed by a shareholder for a period of seven consecutive years or more are to be credited to the Demat Account of Investor Education and Protection Fund Authority (IEPFA) within a period of thirty days of such shares becoming due to be so transferred. Upon transfer of such shares, all benefits (like bonus, etc.), if any, accruing on such shares shall also be credited to such Demat Account and the voting

rights on such shares shall remain frozen till the rightful owner claims the shares. Shares which are transferred to the Demat Account of IEPFA can be claimed back by the shareholders from IEPFA by following the procedure prescribed under the aforesaid rules. Your Company sends out individual communication to the concerned Members whose shares are liable to be transferred to IEPFA on a continuous basis, to take immediate action in the matter.

An aggregate of 2,035 shares are transferred to the IEPFA till date of which 20 shares were transferred by your Company to IEPF after the end of the financial year under review.

**Disclosure with respect to demat suspense account/ unclaimed suspense account**

Your Company does not have any shares in the demat suspense /unclaimed suspense account.

The below mentioned is the information relating to outstanding dividend accounts and the due dates for claiming dividends.

Financial year	Date of allotment/ declaration	Unclaimed Dividend (in ₹)	Last date for claiming dividend
4 <sup>th</sup> Interim Dividend 2014-15	May 14, 2015	4,365	June 22, 2022
Final Dividend 2014-15	August 31, 2015	3,841.50	October 8, 2022
1 <sup>st</sup> Interim Dividend 2015-16	June 16, 2015	64,820	July 24, 2022
2 <sup>nd</sup> Interim Dividend 2015-16	November 6, 2015	14,229	December 14, 2022
3 <sup>rd</sup> Interim Dividend 2015-16	February 6, 2016	25,584	March 14, 2023
4 <sup>th</sup> Interim Dividend 2015-16	March 9, 2016	19,397	April 16, 2023
Final Dividend 2015-16	September 7, 2016	10,159.50	October 14, 2023
1 <sup>st</sup> Interim Dividend 2016-17	October 27, 2016	21,123	December 3, 2023
2 <sup>nd</sup> Interim Dividend 2016-17	January 27, 2017	25,466	March 6, 2024
Final Dividend 2016-17	September 7, 2017	3,601.50	October 14, 2024
1 <sup>st</sup> Interim Dividend 2017-18	April 25, 2017	22,393	June 2, 2024
2 <sup>nd</sup> Interim Dividend 2017-18	October 14, 2017	19,300	November 20, 2024
3 <sup>rd</sup> Interim Dividend 2017-18	January 18, 2018	58,520	February 26, 2025
4 <sup>th</sup> Interim Dividend 2017-18	March 10, 2018	20,110	April 16, 2025
Final Dividend 2017-18	September 4, 2018	9,514.50	October 12, 2025
1 <sup>st</sup> Interim Dividend 2018-19	July 21, 2018	26,341	August 27, 2025
2 <sup>nd</sup> Interim Dividend 2018-19	October 25, 2018	38,470	December 1, 2025
3 <sup>rd</sup> Interim Dividend 2018-19	January 23, 2019	66,970	March 1, 2026
4 <sup>th</sup> Interim Dividend 2018-19	March 7, 2019	32,610	April 15, 2026
Final Dividend 2018-19	September 18, 2019	7,346	October 25, 2026
1 <sup>st</sup> Interim Dividend 2019-20	June 20, 2019	39,974	July 29, 2026
2 <sup>nd</sup> Interim Dividend 2019-20	October 22, 2019	37,540	November 28, 2026
3 <sup>rd</sup> Interim Dividend 2019-20	January 28, 2020	68,295	March 5, 2027
4 <sup>th</sup> Interim Dividend 2019-20	May 26, 2020	24,418	July 2, 2027
Final dividend 2019-2020	September 15, 2020	8,075	October 22, 2027
1 <sup>st</sup> Interim Dividend 2020-21	October 22, 2020	56,174	December 1, 2027
2 <sup>nd</sup> Interim Dividend 2020-21	January 22, 2021	80,240	March 1, 2028
1 <sup>st</sup> Interim Dividend 2021-22	October 28, 2021	63,447	December 6, 2028

The web-addresses of the company and IEPF Authority, where the details of unpaid and unclaimed amounts lying with the company are uploaded, are [https://kewalkiran.com/investor-new/#tabs\\_desc\\_725\\_11](https://kewalkiran.com/investor-new/#tabs_desc_725_11) and <http://www.iepf.gov.in/>

**NODAL OFFICER**

The nodal officer appointed by your company under the provisions of IEPF is Mr. Abhijit Warange, Vice President – Legal & Company Secretary and the web-address on which the said details are available is [https://kewalkiran.com/investor-new/#tabs\\_desc\\_725\\_10](https://kewalkiran.com/investor-new/#tabs_desc_725_10)

**DIRECTORS**

**Re-appointment of Director retiring by rotation**

In accordance with the provisions of the Companies Act, 2013 and the Articles of Association of your company, Mr. Vikas P. Jain (DIN: 00029901), Director of your Company would retire by rotation at the ensuing Annual General Meeting and being eligible has offered himself for re-appointment.

**KEY MANAGERIAL PERSONNEL**

Your Company has recognised the following persons as Key Managerial Personnel in accordance with the Companies Act, 2013.

- Mr. Kewalchand P. Jain – Chairman and Managing Director
- Mr. Hemant P. Jain – Joint Managing Director (designated as Joint Managing Director from May 26, 2021)
- Mr. Dinesh P. Jain – Whole-time Director
- Mr. Vikas P. Jain – Whole-time Director
- Mr. Bhavin Sheth\* – Chief Financial Officer
- Mr. Abhijit Warange – Vice President – Legal & Company Secretary

\* Mr Bhavin Sheth – Chief Financial Officer has resigned from the services of the company w.e.f 31<sup>st</sup> January, 2022

**COMPLIANCE WITH THE CODE OF CONDUCT**

Your company has put in place a Code of Conduct effective January 14, 2006, for its Board Members and Senior Management Personnel. Declaration of compliance with the Code of Conduct has been received from all the Board Members and Senior Management Personnel as stipulated under Regulation 26(3) of SEBI (Listing Obligations and Disclosure Requirements) Regulations, 2015. A certificate to this effect from the Chairman & Managing Director forms a part of this Report.

**COMPLIANCE WITH THE CODE OF INDEPENDENT DIRECTORS**

Your company has put in place a Code of Independent Director approved in the Board Meeting held on May 10, 2014, for its Independent Directors. Declaration of compliance with the code has been received from all the Independent Directors of your Company as required under Section 134 (3)(d) of Companies Act, 2013 and SEBI (Listing Obligations and Disclosure Requirements) Regulations, 2015. A certificate to this effect from your Chairman and Managing Director forms a part of this Report.

**DECLARATION BY INDEPENDENT DIRECTORS**

Your Company has received declarations from all the Independent Directors of the Company confirming that they meet with the criteria of independence as prescribed under Sub Section (6) of Section 149 of the Companies Act, 2013 read with Rule 6(1) and (2) of the Companies (Appointment and Qualification of Directors) Rules, 2014 together SEBI (Listing Obligations and Disclosure Requirements) Regulations, 2015.

**GENERAL**

Your Directors state that no disclosure or reporting is required in respect of the following items as there were no transactions on these items during the year under review:

- Issue of Equity Shares with differential rights as to dividend, voting or otherwise.
- Issue of shares (including Sweat Equity Shares) to employees of the Company under any scheme and ESOS.
- Issue of shares pursuant to SEBI (Employees Stock Option scheme) Regulations and SEBI (Share Based Employee Benefit) Regulation, 2014.
- Issue of shares on Preferential basis pursuant to Section 62 of Companies Act, 2013 and SEBI (Listing Obligations and Disclosure Requirements) Regulations, 2015.

**BOARD MEETINGS**

The details of the number and dates of meetings of your Board of Directors held during the Financial Year 2021-22 forms part of the Corporate Governance Report.

**COMMITTEES**

The disclosure of composition of all committees constituted by your Board under the Act and the Listing Regulations and the changes if any in the composition of such committees during the year as well as the number and dates of the meetings of the committee are given in the Corporate Governance report, which forms part of this Annual Report.



### COMPANY'S POLICY ON DIRECTORS' APPOINTMENT, REMUNERATION AND EVALUATION

In terms of the applicable provision of the Companies Act, 2013 read with rules made thereunder and SEBI (Listing Obligations and Disclosure Requirements) Regulations, 2015, your Board had approved the Nomination and Remuneration Policy and Evaluation Policy as recommended by Nomination and Remuneration committee, in the Board Meeting held on October 10, 2014. The Nomination and Remuneration Committee has incorporated the criteria for determining qualifications, positive attribute and independence of Director in the Nomination and Remuneration and Evaluation Policy in terms of provision of Section 178(3) and Regulation 19 of SEBI (Listing Obligations and Disclosure Requirements) Regulations, 2015. Company's policy on directors' appointment and remuneration and the criteria for determining qualifications, positive attributes and independence of a Director is given at <https://kewalkiran.com/wp-content/uploads/2018/12/nomination-policy.pdf>

The said policy envisages the criteria for selection and appointment of Board Members like determining qualification, positive attributes and independence of director, etc. It also lays down the framework in relation to remuneration of Directors, Key Managerial Personnel and Senior Management of your Company. The detail of the remuneration policy of your company is given in the Corporate Governance Report, which forms part of this Annual Report. The said policy also lays down the criterion for payment of remuneration to Non-Executive Directors and the web-link of the same is <https://kewalkiran.com/wp-content/uploads/2018/12/nomination-policy.pdf>

### ANNUAL BOARD EVALUATION

Your Board has adopted a formal mechanism for evaluating its performance and as well as that of its committee and individual directors, including the chairman of your Board.

The criteria for performance evaluation of the Board include aspects like Board composition and structure effectiveness of Board processes, information and functioning, experience, competencies, etc. The exercise was carried out through a structured evaluation process covering various aspects of the Boards functioning such



as composition of the Board and Committees, experience and competencies, performance of specific duties and obligations, governance issues etc. Separate exercise was carried out to evaluate the performance of Individual Directors including the Board Chairman who was evaluated on parameters such as attendance, contribution at the meetings and otherwise, independent judgment, safeguarding of minority shareholders interest, etc.

The evaluation of the Independent Directors was carried out by the entire Board and that of the Chairman and the Non-Independent Directors were carried out by the Independent Directors. The Directors were satisfied with the evaluation results, which reflected the overall engagement of the Board and its Committees with the Company.

### REMUNERATION OF DIRECTORS AND EMPLOYEES

The information required under section 197(12) of the Companies Act, 2013 read with rule 5(2) and 5(3) of Companies (Appointment and Remuneration of Managerial Personnel) Rules, 2014 and forming part of the Directors' report for the year ended March 31, 2022 and the prescribed particulars of employees required under Rule 5(1) of the Companies (Appointment and Remuneration of Managerial Personnel) Rules, 2014 are attached as 'Annexure-IV' and forms part of this report.

Save and except the relation between the Executive Directors inter se (the executive directors are brothers) and Mr. Pankaj K. Jain son of Mr. Kewalchand P. Jain and nephew of Mr. Hemant P. Jain, Mr. Dinesh P. Jain and Mr. Vikas P. Jain none of the employees listed in the said annexure is a relative of any Director of the company. None of the employees (save and except the Executive Directors) hold (by himself or along with his/her spouse and dependent children) more than two percent of the equity shares of the company. Mr. Pankaj K. Jain hold 80,000 equity shares in the company.

### DIRECTORS' RESPONSIBILITY STATEMENT

Pursuant to the requirement under Section 134(3)(c) read with Section 134(5) of the Companies Act, 2013 with respect to Director's Responsibility Statement, it is hereby confirmed that:

- in the preparation of the annual accounts for the financial year ended March 31, 2022, the applicable accounting standards had been followed along with proper explanation relating to material departures;
- the directors have selected such accounting policies and applied them consistently and made judgments and estimates that are reasonable and prudent so as to give true and fair view of the state of affairs of the Company at the end of the financial year and of the profit and loss of the Company for that period;
- the directors had taken proper and sufficient care for the maintenance of adequate accounting records in accordance with the provisions of the Companies Act, 2013 for safeguarding the assets of the Company and for preventing and detecting fraud and other irregularities;

- the directors had prepared the accounts for the financial year ended March 31, 2022 on a 'going concern' basis;
- the directors had laid down internal financial controls to be followed by the company and that such internal financial controls are adequate and were operating effectively;
- the directors had devised proper systems to ensure compliance with the provisions of all applicable laws and that such systems were adequate and operating effectively.

### INTERNAL FINANCIAL CONTROLS WITH REFERENCE TO FINANCIAL STATEMENTS

Your Company has an Internal Control system, commensurate with the size, scale and complexity of its operations. The Internal Auditors monitor and evaluate the efficacy and adequacy of the Internal Control System in your Company, its compliance with operating systems, accounting procedures and policies at all your Company locations. Based on the report of Internal Auditors, process owners undertake corrective action in their respective areas and thereby strengthen the controls.

The Audit Committee of the Board of Directors actively reviews the adequacy and effectiveness of the Internal Control System and suggests improvements to strengthen the same.

The Audit Committee of the Board of Directors, Statutory Auditors and the Business Heads are periodically apprised of the Internal Audit findings and corrective actions taken. Audit plays a key role in providing assurance to your Board of Directors. Significant audit observations and corrective actions thereon are presented to the Audit Committee of the Board.

Your Board has also reviewed the Internal Processes, System and the Internal Financial Control and the Directors' Responsibility Statement contain a confirmation as regards adequacy of the Internal Financial Controls.

Details of Internal Financial Controls and its adequacy are included in the Management Discussion and Analysis Report ('MDAR') which forms part of this Report.

### AUDITORS

The term of five years of M/s. Khimji Kunverji & Co. LLP (previously known as Khimji Kunverji & Co), Chartered Accountants, (Firm Registration No.: 105146W) Statutory Auditors of your Company will expire with conclusion of ensuing Annual General Meeting of your company. The Board of Directors of your company have, subject to approval of the Members, on recommendation of the Audit Committee, recommended appointment of M/s. Jain and Trivedi, Chartered Accountants, (Reg. No. 113496W), as the Statutory Auditors and M/s. N A Shah Associates LLP (Reg. No. 116560W/W100149) as the joint Statutory Auditors of your Company at the ensuing Annual General Meeting for a period of five years i.e. to hold office from the conclusion of ensuing Annual General Meeting till the conclusion of the 36<sup>th</sup> Annual General Meeting of your company to be held in 2027.



A resolution proposing appointment of M/s. Jain and Trivedi, Chartered Accountants, (Reg. No. 113496W), as the Statutory Auditors and M/s. N A Shah Associates LLP (Reg. No. 116560W/W100149) as the joint Statutory Auditors of your Company pursuant to section 139 of the Companies Act, 2013 forms part of the Notice.

### AUDIT REPORT

There are no Qualification or Adverse Remark in the Auditors report which require any explanation from your Board of Directors. The Auditors Report on financial statements forming part of this Annual Report is self-explanatory and do not call for any further comments. During the year under review, no frauds were reported by the auditor under section 143(12) of Companies Act, 2013.

### DEPOSITS

Your Company has not accepted any public deposits within the meaning of Section 73 and 74 of the Companies Act, 2013 read with Companies (Acceptance of Deposit) Rules, 2014 during Financial Year 2021-22.

### PARTICULARS OF LOANS, GUARANTEES OR INVESTMENTS UNDER SECTION 186 OF THE COMPANIES ACT, 2013

Your Company has not given any loans or guarantee during the financial year 2021-22. The acquisitions of securities of any other body corporate are within the limit specified u/s 186 of the Companies Act, 2013. The details of the same are given in the notes to financial statements.

### RELATED PARTY TRANSACTIONS

Suitable disclosure as required by the Accounting Standard (AS-24) has been made in the notes to the Financial Statement.



### PARTICULARS OF CONTRACTS OR ARRANGEMENTS WITH RELATED PARTIES REFERRED TO IN SUB-SECTION (1) OF SECTION 188 OF THE COMPANIES ACT, 2013

The particulars of contracts or arrangements with related parties referred to in Section 188(1) of the Companies Act, 2013 is given in **Annexure – II**.

There were no material related party transaction during the year under review with Promoters, Directors or Key Managerial Personnel which may have potential conflict of interest with your company at large. Your Company has developed a Related Party transactions framework through standard operating procedures for the purpose of identification and monitoring of such transactions.

All Related Party Transactions are placed before the Audit Committee. A statement of all Related Party Transactions is placed before Audit Committee for its review on a quarterly basis, specifying the nature, value and terms and conditions of the transactions for approval. The policy on Related Party transactions as approved by your Board of Directors has been uploaded on the website of your Company. The web-link to the Related Party Policy is <https://kewalkiran.com/wp-content/uploads/2019/01/Related-Party-Transaction-Policy.pdf>

### CORPORATE SOCIAL RESPONSIBILITY (CSR) REPORT

The Corporate Social Responsibility Committee has formulated and recommended to the Board a Corporate Social Responsibility Policy of your Company indicating the activities to be undertaken by your Company which has been approved by your Board. The CSR Policy may be accessed on your Company's website at <http://kewalkiran.com/wp-content/uploads/2018/12/CSR-policy.pdf>. Your Company considers CSR spend in the areas of Healthcare, Education, Animal welfare and such other areas as your Board may deem fit from time to time so as to qualify as a Corporate Social Responsibility spend pursuant to the Corporate Social Responsibility Policy of your Company and in accordance with the provisions of the Companies Act 2013 and the rules made there under.

The report on Corporate Social Responsibility initiatives as required under Companies (Corporate Social Responsibility Policy) Rules, 2014 is given as **Annexure-V**.

### CONSERVATION OF ENERGY, TECHNOLOGY ABSORPTION AND FOREIGN EXCHANGE EARNINGS AND OUTGO

The details of conservation of Energy, Technology Absorption and Foreign Exchange Earnings and Outgo stipulated under Section 134(3)(m) of the Companies Act, 2013 read with Rule 8 of the Companies (Accounts) Rules, 2014 is given as **Annexure-I**.

### RISK MANAGEMENT

Your Company has a Risk Management Committee which has been entrusted with the responsibility to assist your Board in (a) Overseeing and approving the Company's enterprise wide risk management framework; and (b)

Overseeing that all the risks that the organisation faces such as strategic, financial, credit, market, liquidity, security, property, IT, legal, regulatory, reputational and other risks have been identified and assessed and there is an adequate risk management infrastructure in place capable of addressing those risks.

The Committee has adopted a Risk Management Policy in accordance with Companies Act, 2013 and SEBI (Listing Obligations and Disclosure Requirements) Regulations, 2015 which has been approved by Board of Directors.

Your Company manages, monitors and reports on the principal risks and uncertainties that can impact its ability to achieve its strategic objectives. Your Company's management systems, organisational structures, processes, standards, code of conduct and behaviours together governs how your Company conducts the business and manages associated risks.

### VIGIL MECHANISM / WHISTLE BLOWER POLICY

Fraud free and corruption free work culture has been core of your company. In view of the potential risk of fraud and corruption due to rapid growth and geographic spread of operation, your company has put an even greater emphasis to address this risk.

To meet this objective your company has adopted a Whistle Blower Policy establishing Vigil Mechanism to provide a formal mechanism to the Directors and employees to report their concern about unethical behavior, actual or suspect fraud or violation of the Company's Code of Conduct or ethics policy. The Policy provides for adequate safeguards against victimisation of employee who avail of the mechanism and also provides for direct access to the Chairman of the Audit Committee.

It is affirmed that no personnel of the company have been denied access to the Audit Committee in the Financial Year 2021-22.

The Policy on whistle blower/ vigil mechanism may be accessed on the Company website at <https://kewalkiran.com/wp-content/uploads/2019/01/Whistle-Blower-Policy.pdf>

### SIGNIFICANT AND MATERIAL ORDERS PASSED BY THE REGULATORS OR COURTS OR TRIBUNALS

There are no significant and/or material orders passed by the Regulators or Courts or Tribunal which would impact the going concern status of your Company and its future operation.

### SECRETARIAL AUDIT

Pursuant to the provisions of Section 204 of the Companies Act, 2013 read with rule 9 of Companies (Appointment and Remuneration of Managerial Personnel) Rules, 2014, your Company has appointed Mr. Ummedmal P. Jain, proprietor of M/s U. P. Jain & Co (C.P. No. 2235) to undertake the Secretarial Audit of the Company. The Secretarial Audit Report is included as **Annexure-III** and forms an integral part of this report.

There are no qualification, reservation or adverse remark in the Secretarial Audit report which require any explanation from your Board of Directors.

### SECRETARIAL STANDARDS

Your company has complied with all applicable Secretarial Standards issued by Institute of Company Secretaries of India on Meetings of Board of Directors, General Meeting, Dividend and the Board's Report.

### EXTRACT OF ANNUAL RETURN

Pursuant to amendment to Section 92 of the Act read with the Rule 12 of Companies (Management and Administration) Rules, 2014, your Company is not required to provide extract of Annual Return (Form MGT-9) as part of the Board's Report. Annual Return as at March 31, 2022 is available on website of the Company [www.kewalkiran.com](http://www.kewalkiran.com)

### ENVIRONMENT AND SAFETY

Your Company is conscious of the importance of environmentally clean and safe operations. Your Company's policy requires conduct of operations in such a manner, so as to ensure safety of all concerned, compliances with environmental regulations and preservation of natural resources. Your Company provides a safe and healthy workplace focussing on creating right safety culture across the organisation and aims to achieve ultimate goal of zero injuries to all its employees and all stakeholders associated with the Company's operations.

### MAINTENANCE OF COST RECORD

Your Company is not required to maintain cost record as specified by the Central Government under section 148(1) of the Companies Act, 2013.

### MANAGEMENT DISCUSSION AND ANALYSIS REPORT

A detailed review of Industry Structure and Developments, Internal Control System, Risk and Concern, operations, performance and future outlook of the company is given separately under the head Management Discussion and Analysis Report as stipulated under Regulation 34(2)(e) of SEBI (Listing Obligations and Disclosure Requirements) Regulations, 2015 and forms a part of this Annual Report.

### CORPORATE GOVERNANCE

Your Company is committed to maintain the highest standards of Corporate Governance and adhere to the Corporate Governance requirements set out by SEBI. Your Company has also implemented several best Corporate Governance practices as prevalent globally.

The report on Corporate Governance as stipulated under SEBI (Listing Obligations and Disclosure Requirements) Regulations, 2015 forms a part of the Annual Report.

The requisite certificate from the Auditors, M/s. Khimji Kunverji & Co. LLP, (previously known as Khimji Kunverji &



Co), Chartered Accountants confirming the compliance of conditions of Corporate Governance as stipulated under SEBI (Listing Obligations and Disclosure Requirements) Regulations, 2015 forms a part of this report.

### DISCLOSURES PERTAINING TO THE SEXUAL HARASSMENT OF WOMEN AT THE WORKPLACE (PREVENTION, PROHIBITION AND REDRESSAL) ACT, 2013

Your company has in place a policy for prevention of Sexual Harassment at the Workplace in line with the requirements of the Sexual Harassment of Women at the Workplace (Prevention, Prohibition & Redressal) Act, 2013. Internal Complaints Committee (ICC) has been set up to redress complaints received regarding sexual harassment. All employees (permanent, contractual, temporary, trainees) are covered under this policy.

The following is a summary of sexual harassment complaints received and disposed of during the year:

- Number of complaints pending at the beginning of the year; 0
- Number of complaints received during the year: 0
- Number of complaints disposed of during the year: Not Applicable
- Number of cases pending at the end of the year: Not Applicable

### ACKNOWLEDGEMENTS

Your Board would like to place on record its sincere appreciation for the wholehearted support and contribution made by its customers, its shareholders and all its employees across the country, as well as the various Government Departments, Banks, Distributors, Suppliers and other business associates towards the conduct of efficient and effective operations of your Company.

For and on behalf of the Board

**Kewalchand P. Jain**

Chairman & Managing Director

DIN: 00029730

Place: Mumbai  
Date: May 11, 2022

## ANNEXURE I

**A. CONSERVATION OF ENERGY**

Your company had taken up energy conservation activities, guided by a professional firm with 40 years' experience, M/s Econ Engineers, on several fronts, from the Head office and other offices, to all manufacturing units.

The major steps taken at various locations were as under:

1. Energy Conservation Teams were formed at all large facilities and were provided with all relevant monitoring instruments.
2. Energy Efficiency of Air Conditioning Systems and equipment was improved:
  - i. At the Offices since air conditioning was the major load, your company set up regular monitoring of all the air conditioning equipment, assessing the three major energy efficiency parameters of temperature difference between supply and return air, flow rate and the power used, for all the air conditioning equipment, including Ductables, Cassette, Split and Window Air conditioners. Wherever short falls were detected, corrective action was immediately taken to restore the equipment to rated parameters.



- ii. The practice of monitoring of the air conditioning equipment was adopted at all the factories also. Regular monitoring resulted in both improved performance and energy saving.
  - iii. Old air conditioners were replaced by 5 Star ones: At a number of locations, wherever the air conditioners were very old, or working for long periods, they were replaced by the modern energy efficient 5 Star Split air conditioners. This added to the energy savings.
3. Lighting Energy Conservation:
    - i. Illumination levels were checked at all locations; excess lights were removed and lights were switched on only when required;
    - ii. Energy efficient lights were adopted, including the use of LEDs
  4. Improving Power Factor:
 

The power factor was being controlled mostly by Automatic Power Factor Controllers. However, these were studied to optimise the maintenance of P.F. above 0.98; the monthly bonuses earned in the electricity bills will offset the investments in short periods.
  5. Improving Efficiency of Boilers at the Factories:
    - i. Regular Monitoring of the various parameters important for maintaining high efficiency in Boilers yielded ways to improve their efficiency. This was diligently taken up; maintenance was improved and done regularly resulting in useful fuel savings.
    - ii. Systems were installed to monitor the distribution of steam, including at pressure reducing stations and at steam traps, to ensure that the required steam quality and pressure was available at the various equipment using steam, e.g. tumble driers, washers, steam irons, etc. This enabled high productivity of the equipment.
  6. Improving efficiency of driers, ashers, steam irons, etc. at the Factories:
    - i. Regular Monitoring of the various parameters important for maintaining high efficiency in the driers and washers, etc., ensured that the cycles were completed not only within rated times but also often ahead of time.
    - ii. In washer's steam usage was restricted to those cycles where temperature required was 90 OC.



- For all other cycles the recovered hot water was used. This yielded useful savings in the use of steam, electricity and operation period.
7. Regular monitoring of all important parameters relating to improved maintenance were adopted in a dedicated way, to improve plant and equipment availability.
  8. Leakages of steam and compressed air were minimised and plant productivity improved.

**UTILISING ALTERNATE SOURCES OF ENERGY**

The Company already has a 600 KW Wind Generator in Gujarat which provides most of the electricity at your company's Vapi Factory.

Serious efforts are on to explore the feasibility of Roof Top Solar Power Generation. The Central Govt. has offered to provide the necessary impetus and funds, and the State Governments are gearing up to accept all the surplus energy generated allowing direct feeding into their Grid. Hence we expect this will soon be viable and we will consider their use at our factories.

The capital investment on energy conservation equipment is estimated as approx. ₹ 5,00,000/-

**B. TECHNOLOGY ABSORPTION**

Your company continues to use the latest technologies for improving the productivity and quality of its products. The company's operations do not require significant import of technology.

**C. FOREIGN EXCHANGE EARNINGS AND OUTGO**

Activities relating to exports, initiatives taken to increase exports, development of new export markets for products and services and export plans.

Total Foreign Exchange used and earned:

FOB Value earned	₹ 16,80,79,000
Total Foreign Exchange outgo	₹ 2,18,42,200

## ANNEXURE II

Particulars of Contracts/Arrangement with related parties

## Form No. AOC-2

(Pursuant to clause (h) of sub-section (3) of section 134 of the Companies Act, 2013 and Rule 8(2) of the Companies (Accounts) Rules, 2014)

**This form pertains to the disclosure of particulars of contracts/arrangements entered into by the company with related parties referred to in sub section (1) of Section 188 of the Companies Act, 2013 including certain arm's length transactions under the third proviso thereto**

1. Details of contracts or arrangements or transactions not at arm's length basis

**A. Leave and License of premises owned by the promoters**

(a) Name(s) of the related party and nature of relationship: Mr. Kewalchand P. Jain, Mr. Hemant P. Jain, Mr. Dinesh P. Jain, Mr. Vikas P. Jain and Mrs. Shantaben P. Jain.

Mr. Kewalchand P. Jain is the Chairman and Managing Director, Mr. Hemant P. Jain is the Joint Managing Director, Mr. Dinesh P. Jain and Mr. Vikas P. Jain are Wholetime Directors of the Company. Mrs. Shantaben P. Jain is one of the promoters of the company and the mother of Mr. Kewalchand P. Jain, Mr. Hemant P. Jain, Mr. Dinesh P. Jain and Mr. Vikas P. Jain.

(b) Nature of contracts/ arrangements/ transactions – Leave and license of premises from Mr. Kewalchand P. Jain, Mr. Hemant P. Jain, Mr. Dinesh P. Jain, Mr. Vikas P. Jain and Mrs. Shantaben P. Jain

(c) Duration of the contracts/ arrangements/ transactions – September 1, 2019 to August 31, 2024.

(d) Salient terms of the contracts or arrangements or transactions including the value, if any - Leave and license of premises as detailed below:-

- Premises being Unit No. A-1, Synthofine Estate, Opp Virwani Industrial Estate, Goregaon (East), Mumbai – 400 063 from Mr. Kewalchand P. Jain, Chairman and Managing Director on monthly rent of ₹34,500/- (Rupees Thirty Four Thousand Five Hundred only);
- Premises being Unit No. A-2, Synthofine Estate, Opp Virwani Industrial Estate, Goregaon (East), Mumbai – 400 063 from Mr. Vikas P. Jain, Wholetime Director on monthly rent of ₹ 23,000/- (Rupees Twenty Three Thousand only);

- Premises being Unit No. A-3, Synthofine Estate, Opp Virwani Industrial Estate, Goregaon (East), Mumbai – 400 063 from Mr. Hemant P. Jain, Joint Managing Director on monthly rent of ₹ 23,000/- (Rupees Twenty Three Thousand only);
- Premises being Unit No. A-4, Synthofine Estate, Opp Virwani Industrial Estate, Goregaon (East), Mumbai – 400 063 from Mr. Dinesh P. Jain, Wholetime Director on monthly rent of ₹ 23,000/- (Rupees Twenty Three Thousand only);
- Premises being Unit No. A-5, Synthofine Estate, Opp Virwani Industrial Estate, Goregaon (East), Mumbai – 400 063 from joint owners Dinesh P. Jain and Vikas P. Jain, Wholetime Directors on monthly rent of ₹ 23,000/- (Rupees Twenty Three Thousand only);
- Premises being Unit No. A-8, Synthofine Estate, Opp Virwani Industrial Estate, Goregaon (East), Mumbai – 400 063 from joint owners Kewalchand P. Jain, Chairman and Managing Director and Hemant P. Jain, Joint Managing Director on monthly rent of ₹ 18,000/- (Rupees Eighteen Thousand only);
- Premises being Unit No. C-3, Synthofine Estate, Opp Virwani Industrial Estate, Goregaon (East), Mumbai – 400 063 from joint owners Mr. Kewalchand P. Jain, Chairman and Managing Director and Mr. Hemant P. Jain, Joint Managing Director on monthly rent of ₹ 25,300/- (Rupees Twenty Five Thousand Three Hundred only);
- Premises being Unit No. C-4, Synthofine Estate, Opp Virwani Industrial Estate, Goregaon (East), Mumbai – 400 063 from joint owners Dinesh P. Jain and Vikas P. Jain, Wholetime Directors on monthly rent of ₹ 25,300/- (Rupees Twenty Five Thousand Three Hundred only);
- Premises being Unit No. 3, Devare House, Dadar (west), Mumbai - 400 028 from joint owners Shantaben P. Jain, Promoter, and Kewalchand P. Jain, Chairman and Managing Director and Hemant P. Jain, Joint Managing Director on monthly rent of ₹ 1,08,000/- (Rupees One Lakh Eight Thousand only) and an interest free refundable security deposit of ₹ 6,48,000/- (Rupees Six Lakh Forty Eight Thousand only);

- Premises being Unit No. 104, Devare House, Dadar (west), Mumbai - 400 028 from Shantaben P. Jain, Promoter on monthly rent of ₹ 22,500/- (Rupees Twenty Two Thousand Five Hundred only) and an interest free refundable security deposit of ₹ 1,35,000/- (Rupees One Lakh Thirty Five Thousand only)
- Justification for entering into such contracts or arrangements or transactions – A few premises are used by your company for operating its stitching units and a few other premises are used by your company to operate a retail outlet. The licensee fee for the said premises is lower than the ongoing market rent.
- Date(s) of approval by the Board – July 24, 2019
- Amount paid as advance, if any – No
- Date on which the special resolution was passed in general meeting as required under first proviso to section 188 – NA

**B. Remuneration paid to Mr. Pankaj K. Jain, 'President – Retail' being relative of the Executive Director**

- Name(s) of the related party and nature of relationship: Mr. Pankaj K. Jain is the son of Mr. Kewalchand P. Jain, Chairman and Managing Director of the Company.
- Nature of contracts/ arrangements/ transactions – Employment with the company in the capacity of an employee
- Duration of the contracts/ arrangements/ transactions – From September 1, 2021
- Salient terms of the contracts or arrangements or transactions including the value, if any – Annual CTC of ₹ 50,00,000/-
- Justification for entering into such contracts or arrangements or transactions – Mr. Jain is a qualified Chartered Accountant and has experience in finance and retail operation your company will be benefited with his expertise.
- Date(s) of approval by the Board – May 26, 2021
- Amount paid as advance, if any – No
- Date on which the special resolution was passed in general meeting as required under first proviso to section 188 – NA

**C. Remuneration paid to Mr. Hitendra H. Jain, 'President – Additions' being relative of the Executive Director**

- Name(s) of the related party and nature of relationship: Mr. Hitendra H. Jain is the son of Mr. Hemant P. Jain, Joint Managing Director of the Company
- Nature of contracts/ arrangements/ transactions – Employment with the company in the capacity of an employee
- Duration of the contracts/ arrangements/ transactions – from September 1, 2021
- Salient terms of the contracts or arrangements or transactions including the value, if any – Annual CTC of ₹ 50,00,000/-
- Justification for entering into such contracts or arrangements or transactions – Mr. Jain holds a Masters of Science in International Business from the Leeds University Business School and has experience in retail operation your company will be benefited with his expertise.
- Date(s) of approval by the Board – May 26, 2021
- Amount paid as advance, if any – No
- Date on which the special resolution was passed in general meeting as required under first proviso to section 188 – NA



**D. Remuneration paid to Mr. Yash V. Jain, 'Manager - Sales' being relative of the Executive Director**

- Name(s) of the related party and nature of relationship: Mr. Yash V. Jain is the son of Mr. Vikas P. Jain, Wholetime Director of the Company
- Nature of contracts/ arrangements/ transactions – Employment with the company in the capacity of an employee
- Duration of the contracts/ arrangements/ transactions – from June 1, 2021
- Salient terms of the contracts or arrangements or transactions including the value, if any – Annual CTC of ₹ 20,00,000/-
- Justification for entering into such contracts or arrangements or transactions – Mr. Jain holds a degree of Bachelor in Management Studies from the University of Mumbai and has also perceived Executive Education Programme from London School of Business and Finance your company will be benefited with his expertise.
- Date(s) of approval by the Board – May 26, 2021
- Amount paid as advance, if any – No
- Date on which the special resolution was passed in general meeting as required under first proviso to section 188 – NA

**E. Remuneration paid to Mr. Jai D. Jain, 'Manager – Production and development' being relative of the Executive Director**

- Name(s) of the related party and nature of relationship: Mr. Jai D. Jain is the son of Mr. Dinesh P. Jain, Wholetime Director of the Company
- Nature of contracts/ arrangements/ transactions – Employment with the company in the capacity of an employee
- Duration of the contracts/ arrangements/ transactions – from June 1, 2021
- Salient terms of the contracts or arrangements or transactions including the value, if any – Annual CTC of ₹ 20,00,000/-

- Justification for entering into such contracts or arrangements or transactions – Mr. Jain holds a degree of Bachelor in Commerce from the University of Mumbai and your company will be benefited with his expertise.
- Date(s) of approval by the Board – May 26, 2021
- Amount paid as advance, if any – No
- Date on which the special resolution was passed in general meeting as required under first proviso to section 188 – NA

**F. Remuneration paid to Ms. Nami D. Jain, 'Manager - HR' being relative of the Executive Director**

- Name(s) of the related party and nature of relationship: Ms. Nami D. Jain is the daughter of Mr. Dinesh P. Jain, Wholetime Director of the Company
  - Nature of contracts/ arrangements/ transactions – Employment with the company in the capacity of an employee
  - Duration of the contracts/ arrangements/ transactions – from February 1, 2020
  - Salient terms of the contracts or arrangements or transactions including the value, if any – Annual CTC of ₹ 5,00,008/-
  - Justification for entering into such contracts or arrangements or transactions – Ms. Jain holds a degree of Bachelor in Management Studies from University of Mumbai and has done Management of Business Administration (MBA) from Welingkar Institute and your company will be benefited with her expertise.
  - Date(s) of approval by the Board – January 28, 2020.
  - Amount paid as advance, if any – No
  - Date on which the special resolution was passed in general meeting as required under first proviso to section 188 – NA
2. Details of contracts or arrangements or transactions at arm's length basis – Nil

**ANNEXURE III****SECRETARIAL AUDIT REPORT  
FOR THE FINANCIAL YEAR ENDED MARCH 31, 2022**

Pursuant to section 204(1) of the Companies Act, 2013 and rule No.9 of the Companies (Appointment and Remuneration of Managerial Personnel) Rules, 2014

To,  
The Members,  
**Kewal Kiran Clothing Limited**  
Kewal Kiran Estate, 460/7, I. B. Patel Road,  
Near Western Express Highway, Goregaon (East)  
Mumbai – 400063

We have conducted the secretarial audit of the compliance of applicable statutory provisions and the adherence to good corporate practices by **KEWAL KIRAN CLOTHING LIMITED** [CIN: L18101MH1992PLC065136] (hereinafter called 'the Company'). Secretarial Audit was conducted in a manner that provided us a reasonable basis for evaluating the corporate conducts/statutory compliances and expressing our opinion thereon.

Based on our verification of the Company's books, papers, minute books, forms and returns filed and other records maintained by the Company and also the information provided by the Company, its officers, agents and authorised representatives during the conduct of secretarial audit, we hereby report that in our opinion, the Company has, during the audit period covering the financial year ended on **March 31, 2022** complied with the statutory provisions listed hereunder and also that the Company has proper Board-processes and compliance-mechanism in place to the extent, in the manner and subject to the reporting made hereinafter:

**I.** We have examined the Secretarial compliance based on the books, papers, minute books, forms and returns filed and other records maintained by the Company for the financial year ended on **March 31, 2022**, as shown to us during our audit, according to the provisions of:

- The Companies Act, 2013 (the Act) and the rules made thereunder;
- The Securities Contracts (Regulation) Act, 1956 ('SCRA') and the rules made thereunder;
- The Depositories Act, 1996 and the Regulations and Bye-laws framed thereunder;
- The provisions of the Foreign Exchange Management Act, 1999 and the rules and

regulations made thereunder to the extent of Foreign Direct Investment.

(v) The following Regulations and Guidelines prescribed under the Securities and Exchange Board of India Act, 1992:

- The Securities and Exchange Board of India (Substantial Acquisition of Shares and Takeovers) Regulations, 2011, to the extent applicable;
- The Securities and Exchange Board of India (Prohibition of Insider Trading) Regulations, 2015, to the extent applicable.
- Securities and Exchange Board of India (Listing Obligations and Disclosure Requirements) Regulations, 2015, to the extent applicable and the Listing Agreements entered into by the Company with BSE Limited and National Stock Exchange of India Limited.
- The Securities and Exchange Board of India (Issue of Capital and Disclosure Requirements) Regulations, 2018 (to the extent applicable to issue and allotment of Bonus Shares).



- II.** We further report that the Company has complied with the Secretarial Standards issued by The Institute of Company Secretaries of India.
- III.** During the year under review the Company has complied with the applicable provisions of the Act, Rules, Regulations, Guidelines, Standards, etc. mentioned above to the extent applicable.
- IV.** We have relied on the representation made by the Company and its officers, and state that there are no other laws, rules / regulations specifically applicable to the industry under which the Company operates.
- V.** The following Regulations and Guidelines prescribed under The Securities and Exchange Board of India Act, 1992 were, in our opinion, not attracted during the financial year under report;
- The Securities and Exchange Board of India ((Share Based Employee Benefits) Regulations, 2014;
  - The Securities and Exchange Board of India (Issue and Listing of Debt Securities) Regulations, 2008;
  - The Securities and Exchange Board of India (Registrars to an Issue and Share Transfer Agents) Regulations, 1993 regarding the Act and dealing with client;
  - The Securities and Exchange Board of India (Delisting of Equity Shares) Regulations, 2009; and
  - The Securities and Exchange Board of India (Buyback of Securities) Regulations, 1998.
- VI.** The provisions of the Foreign Exchange Management Act, 1999 and the rules and regulations made thereunder in relation to Overseas Direct Investment and External Commercial Borrowings were not attracted during the financial year under report.
- VII.** We further report that;
- The Board of Directors of the Company is duly constituted with proper balance of Executive Directors, Non-Executive Directors / Independent Directors.
- Adequate notice is given to all the directors for all the scheduled Board Meetings during the year. The directors were served notice at least seven days in advance from the date of board meetings other than those held at shorter notice. Further, a system exists for seeking and obtaining further information and clarifications on the agenda items before the meeting and for meaningful participation at the meeting.

Decisions at the meetings of the Board of Directors of the Company were carried through on the basis of majority. There were no dissenting views by any member of the Board of Directors during the year under review.

- VIII.** We have relied on the representation made by the Company and its officers for the compliance of various applicable laws, rules, regulations and guidelines and after examining the system and mechanism followed by the Company for compliances we report that there are adequate systems and processes in the Company commensurate with the size and operations of the Company to monitor and ensure the compliance of applicable laws, rules, regulations and guidelines.

- IX.** We further report that during the audit period, the following events occurred which had bearing on the Company's affairs in pursuance of the above referred laws, rules, regulations, guidelines etc.

- The Company issued and allotted 4,93,00,148 fully paid-up equity shares of face value of ₹ 10/- (Rupees Ten) each as bonus shares, in the ratio of 4 equity shares for 1 equity shares held, on December 20, 2021.

For **U. P. Jain & Co.**  
**Company Secretaries**

**Ummedmal P. Jain**

Proprietor

FCS-3735, CP-2235

UDIN: F003735D000300614

Dated: May 11, 2022

Place: Mumbai

This report is to be read with our letter of even date which is annexed as '**Annexure A**' and forms an integral part of this report.

## ANNEXURE A

(To the Secretarial Audit Report of **KEWAL KIRAN CLOTHING LIMITED** for the financial year ended March 31, 2022)

To,  
The Members,  
**KEWAL KIRAN CLOTHING LIMITED**  
Kewal Kiran Estate, 460/7, I. B. Patel Road,  
Near Western Express Highway, Goregaon (East)  
Mumbai - 400063

Our report of even date is to be read along with this letter.

- Maintenance of secretarial record is the responsibility of the management of the Company. Our responsibility is to express an opinion on these secretarial records based on our audit.
- We have followed the audit practices and processes as were appropriate to obtain reasonable assurance about the correctness of the contents of the secretarial records. The verification was done on test basis to ensure that the correct facts are reflected in secretarial records. We believe that the practices and processes, we followed provide a reasonable basis for our opinion.
- We have not verified the correctness and appropriateness of financial records and Books of Accounts of the company.
- Wherever required, we obtained management representation about the compliance of laws, rules, regulations, norms and standards and happening of events.
- In respect of the filing of forms /returns by the Company, related to the period under audit, we have not observed any material non-compliance, which can have material bearing on the financial of the Company and hence have not reported in our audit report.
- The compliance of the provisions of Corporate and other applicable laws, rules, regulations, norms and standards is the responsibility of management. Our examination was limited to the verification of procedure on test basis.
- The secretarial audit report is neither an assurance as to the future viability of the Company nor of the efficacy or effectiveness with which the management has conducted the affairs of the Company.

For **U. P. Jain & Co.**  
**Company Secretaries**

**Ummedmal P. Jain**

Proprietor

FCS-3735, CP-2235

Dated: May 11, 2022

Place: Mumbai

## ANNEXURE IV

**DETAILS PERTAINING TO REMUNERATION AS REQUIRED UNDER SECTION 197(12) OF THE COMPANIES ACT, 2013 READ WITH THE RULE 5 (1) OF THE COMPANIES (APPOINTMENT & REMUNERATION OF MANAGERIAL PERSONNEL) RULES, 2014**

- (i) The ratio of the remuneration of each Director to the median remuneration of the employees of the Company for the financial year 2021-22 and the percentage increase in the remuneration of each Director, Chief Financial Officer and Company Secretary during the financial year 2021-22 are as under:-

Sr. No	Name of Director/ KMP and Designation	Remuneration of the Director/ KMP for the financial year 2021-22 (In Rupees)	% increase in remuneration in the financial year 2021-22	Ratio of remuneration of each Director/ KMP to median remuneration of employees
1.	Mr. Kewalchand P. Jain, Chairman & Managing Director	1,06,04,100	123.23%	39: 1
2.	Mr. Hemant P. Jain, Joint Managing Director	1,06,04,100	123.19%	39: 1
3.	Mr. Dinesh P. Jain, Whole Time Director	1,06,04,100	123.19%	39: 1
4.	Mr. Vikas P. Jain, Whole Time Director	1,06,04,100	123.19%	39: 1
5.	Mr. Bhavin Sheth, Chief Financial Officer (upto 31.01.2022)	57,23,133	31.45%	21: 1
6.	Mr. Abhijit Warange, Company Secretary	50,40,051	49.08%	18: 1

**Notes:**

Gross remuneration figures are based on Cost to Company (CTC) and does not include gratuity to be paid at the time of separation or retirement from services.

The Non-Executive Independent Directors are paid only sitting fees which is not considered as remuneration.

- (ii) The Median remuneration of employees of the company during the financial year was ₹ 2.74 Lakh. (Excluding CTC of Directors and KMP)
- (iii) In the financial year, there was increase of 50% in the median remuneration of the employees.
- (iv) There were 1648 permanent employees including Piece rate employees on the rolls of company as on March 31, 2022.
- (v) Average percentage increase made in the salaries of the employees (excluding wages) other than Key Managerial Personnel(s) in the financial year 2021-22 was 40.97% whereas, the increase in Key Managerial remuneration was 39.16%.
- (vi) It is hereby affirmed that the remuneration paid is as per the remuneration policy for Directors, Key Managerial Personnel(s) and other employees.

**Companies (Appointment and Remuneration of Managerial Personnel) Rules, 2014**

**A. Name of top 10 employees in terms of remuneration drawn:**

Sr. No	Name	Designation	Nature of employment whether contractual or otherwise	Nature of Duties of the employee	Qualification	Age in years	Date of Commencement of employment	Total Experience in years	Gross Remuneration (₹)	Previous Employment/ Designation
1	Kewalchand P. Jain	Chairman & Managing Director	Permanent	Finance & overall control of the company affairs	Under Graduate Under Graduate	59	January 30, 1992	37	1,06,04,100	Kewal Kiran & Co/ Partners
2	Hemant P. Jain	Joint Managing Director	Permanent	Marketing - Killer & Easies	Under Graduate	57	January 30, 1992	35	1,06,04,100	Kewal Kiran & Co/Partner
3	Dinesh P. Jain	Wholetime Director	Permanent	Production	Under Graduate	52	October 2, 1997	30	1,06,04,100	Kewal Kiran & Co/Partner
4	Vikas P. Jain	Wholetime Director	Permanent	Marketing-Lawman Integriti & K-Lounge Stores	B. Com	50	October 2, 1997	27	1,06,04,100	N.A
5	Lakhbir Singh	Brand Head - Killer	Permanent	End to End operations of Killer brand	1. B. Com 2. M.Com 3. M.B.A. 4. M. Phil	41	September 21, 2018	19	86,62,520	Royal Classic Group (Classic Polo) – Business Head
6	Himanshu Pant	Brand Head – Lawman Pg3 & Integriti	Permanent	End to End operations of Lawman Pg3 & Integriti brand	1. B. A 2. M. A	54	April 11, 2019	28	63,11,009	Pepe Jeans – Assistant General Manager - Distribution
7	Bhavin Sheth (upto 31.01.2022)	Chief Financial Officer	Permanent	Financial Operations & Control	1.B. Com 2. C.A. 3. D.I.S.A.	44	January 15, 2016	22	57,23,133	GTL Limited – Joint CFO
8	Abhijit Warange	Vice President – Legal and Company Secretary	Permanent	Legal and Secretarial	1.B. Com 2. C.S. 3.L.L.B	42	November 1, 2009	19	50,40,051	Zodiac Clothing – Assistant Manager – Secretarial
9	Nimesh Anandpara	Deputy Chief Financial Officer	Permanent	Financial Operations	1.B. Com 2.C.A.	38	January 7, 2008	18	45,35,267	Shruti Shah & Co – Audit and Taxation Manager
10	Pankaj Jain	President - Retail	Permanent	End to End operations of Retail vertical	1.B.Com 2. C. A.	36	October 19, 2008	16	40,83,358	N.A. Shah Associates – Article Clerk

**Note :-**

- ☉ Mr. Kewalchand P. Jain, Mr. Hemant P. Jain, Mr. Dinesh P. Jain and Mr. Vikas P. Jain are brothers. Mr. Pankaj K. Jain is the son of Mr. Kewalchand P. Jain and the nephew of Mr. Hemant P. Jain, Mr. Dinesh P. Jain and Mr. Vikas P. Jain. Save and except Mr. Kewalchand P. Jain, Mr. Hemant P. Jain, Mr. Dinesh P. Jain and Mr. Vikas P. Jain none of the other employees' aforesaid hold equity shares in the company either individually or together with their spouse or dependent children exceeding two percent of the total equity shares. Mr. Pankaj K. Jain holds 80,000 Equity Shares in the company. The details of the shareholding of Mr. Kewalchand P. Jain, Mr. Hemant P. Jain, Mr. Dinesh P. Jain and Mr. Vikas P. Jain are detailed in the Corporate Governance Report which forms a part of the Annual Report.
- ☉ Gross Remuneration figures are based on Cost to Company (CTC) as on 31<sup>st</sup> March 2022 and does not include gratuity to be paid at the time of separation or retirement from service.



## ANNEXURE V

## CORPORATE SOCIAL RESPONSIBILITY REPORT

## 1. Brief outline on CSR Policy of the Company:

Social and Environmental responsibility has always been at the forefront of your Company's operating philosophy and as a result your Company consistently contributes to socially responsible activities. Corporate Social Responsibility (CSR) at your Company portrays the deep symbiotic relationship that your Company enjoys with the communities it is engaged with. As a responsible corporate citizen, we try to contribute for social and environmental causes on a regular basis. We believe that to succeed, an organisation must maintain highest standards of corporate behavior towards its employees, consumers and societies in which it operates.

We are of the opinion that CSR underlines the objective of bringing about a difference and adding value to our stakeholders' lives. Corporate Social Responsibility Policy is rooted in your Company's core value of quality, reliability and trust guided by international standards and best practices, and driven by our aspiration for excellence in the overall performance of our business.

Pursuant to Section 135 of the Companies Act, 2013 and rules made there under your company had approved the Corporate Social Responsibility policy, as recommended by Corporate Social Responsibility Committee, in the Board Meeting held on January 31, 2015.

## 2. Composition of CSR Committee:

Sr. No	Name of Director	Designation/ Nature of Directorship	Number of meetings of CSR Committee held during the year	Number of meetings of CSR Committee attended during the year
1.	Mr. Nimish G. Pandya	Non Executive -Independent Director	1	1
2.	Mr. Kewalchand P. Jain	Director	1	1
3.	Mr. Hemant P. Jain	Director	1	1

3. Provide the web-link where Composition of CSR committee, CSR Policy and CSR projects approved by the board are disclosed on the website of the company. [https://kewalkiran.com/wp-content/uploads/2022/07/csr\\_weblink.pdf](https://kewalkiran.com/wp-content/uploads/2022/07/csr_weblink.pdf)
4. Provide the details of Impact assessment of CSR projects carried out in pursuance of sub-rule (3) of rule 8 of the Companies (Corporate Social Responsibility Policy) Rules, 2014, if applicable (attach the report). Not Applicable
5. Details of the amount available for set off in pursuance of sub-rule (3) of rule 7 of the Companies (Corporate Social Responsibility Policy) Rules, 2014 And amount required for set off for the financial year, if any NIL
6. Average net profit of the company as per section 135(5). ₹ 65,77,00,934/-
7. (a) Two percent of average net profit of the company as per section 135(5) ₹ 1,32,00,000/-
- (b) Surplus arising out of the CSR projects or programmes or activities of the previous financial years. NIL
- (c) Amount required to be set off for the financial year, if any NIL
- (d) Total CSR obligation for the financial year (7a+7b- 7c) ₹ 1,32,00,000/-

## 8. (a) CSR amount spent or unspent for the financial year:

Total Amount Spent for the Financial Year (in ₹)	Amount Unspent (in ₹)				
	Total Amount transferred to Unspent CSR Account as per section 135(6)		Amount transferred to any fund specified under Schedule VII as per second proviso to section 135(5)		
	Amount	Date of transfer	Name of the Fund	Amount	Date of transfer
1,33,00,000/-	N.A	N.A	N.A	N.A	N.A

(b) Details of CSR amount spent against ongoing projects for the financial year: Not Applicable

(c) Details of CSR amount spent against other than ongoing projects for the financial year:

(1)	(2)	(3)	(4)	(5)		(6)	(7)	(8)	
Sl. No.	Name of the Project	Item from the list of activities in schedule VII to the Act	Local area (Yes/No)	Location of the project		Amount spent for the project (in ₹)	Mode of implementation-Direct (Yes/No)	Mode of implementation - Through implementing agency	
				State	District			Name	CSR registration number
1	N.A	Promoting Health care including Preventive Health care	No	Rajasthan	Sadri	1,33,00,0000/-	No	Smt. Jatnobai Karamchandji Ratanparia Chouhan Charitable Trust	CSR00005369

(d) Amount spent in Administrative Overheads : NIL

(e) Amount spent on Impact Assessment, if applicable : N.A

(f) Total amount spent for the Financial Year (8b+8c+8d+8e) : ₹ 1,33,00,000/-

(g) Excess amount for set off, if any:

Sr. No	Particular	Amount (in ₹)
(i)	Two percent of average net profit of the company as per section 135(5)	1,32,00,000/-
(ii)	Total amount spent for the Financial Year	1,33,00,000/-
(iii)	Excess amount spent for the financial year [(ii)-(i)]	1,00,000/-
(iv)	Surplus arising out of the CSR projects or programmes or activities of the previous financial years, if any	NIL
(v)	Amount available for set off in succeeding financial years [(iii)-(iv)]	1,00,000/-

9. (a) Details of Unspent CSR amount for the preceding three financial years: NIL

(b) Details of CSR amount spent in the financial year for ongoing projects of the preceding financial year(s): Not Applicable

10. In case of creation or acquisition of capital asset, furnish the details relating to the asset so created or acquired through CSR spent in the financial year: Not Applicable

11. Specify the reason(s), if the company has failed to spend two per cent of the average net profit as per section 135(5): Not Applicable

For and on behalf of the Board

Dated: May 11, 2022  
Place: Mumbai

Mr. Kewalchand P. Jain  
(Chairman and Managing Director)  
DIN: 00029730

Mr. Nimish G. Pandya  
(Chairman CSR Committee)  
DIN: 00326966

# BUSINESS RESPONSIBILITY REPORT



## Section A: General Information about the Company

No.	Particulars	Company Information
1	Corporate Identity Number (CIN) of the Company	L18101MH1992PLC065136
2	Name of the Company	Kewal Kiran Clothing Limited
3	Registered address	Kewal Kiran Estate, 460/7, I.B. Patel Road, Near Western Express Highway, Goregoan(East) Mumbai: 400063
4	Website	<a href="http://www.kewalkiran.com/">http://www.kewalkiran.com/</a>
5	E-mail id	abhijit.warange@kewalkiran.com
6	Financial Year reported	Year ended on March 31, 2022 (FY22)
7	Sector(s) that the Company is engaged in (industrial activity code-wise)	Apparels- NIC code 141- Manufacturing of wearing apparels, except fur apparels
8	List three key products/services that the Company manufactures/provides (as in balance sheet)	Product includes Garment under its 5 iconic brands i.e. Killer, Easies, LawmanPg3, Integriti, and Desi Belle and also extensive range of branded Lifestyle Accessories
9	Total number of locations where business activity is undertaken by the Company	
9.1	Number of International Locations	KKCL does not have any manufacturing unit outside India
9.2	Number of National Locations	Manufacturing facilities at Vapi, Daman and Mumbai
10	Markets served by the Company – Local/State/National/International	Company serves Local, State, National & International markets

## Section B: Financial Details of the Company

No.	Particulars	Company Information
1	Paid up Capital (INR)	₹ 6162.51 lakhs (61,625,185 equity shares of ₹ 10 each)
2	Total Turnover (INR)	₹ 60760.98 lakhs
3	Total profit after taxes (INR)	₹ 8165.47 lakhs
4	Total Spending on Corporate Social Responsibility (CSR) as percentage of profit after tax (%)	₹ 133.00 lakhs (1.62%)
5	List of activities in which expenditure in 4 above has been incurred	Education for needy People Promoting Health care Rehabilitate sick and needy animals Health care for needy People

## Section C: Other Details

### 1. Does the Company have any Subsidiary Company/Companies?

Yes the company have a subsidiary called K-Lounge Lifestyle Limited and it also has an associate company called White Knitwear Private Limited (WKPL).

### 2. Do the Subsidiary Company/Companies participate in the BR Initiatives of the parent company? If yes, then indicate the number of such subsidiary company(s)

The subsidiary company has yet to commence business.

### 3. Do any other entity/entities (e.g. suppliers, distributors etc.) that the Company does business with, participate in the BR initiatives of the Company? If yes, then indicate the percentage of such entity/entities? [Less than 30%, 30-60%, More than 60%]

The company has not mandated any entities e.g. suppliers, distributors etc. of the Company for participating in the BR initiatives of the Company. However going forward company will encourage them to adopt BR initiatives of the company.

## Section D: Business Responsibility (BR) Information

### 1. Details of Director/Directors responsible for BR

#### a. Details of the Director/Directors responsible for implementation of the BR policy/policies

No.	Particulars	Company Information
1	DIN Number	00029730
2	Name	Kewalchand Pukhraj Jain
3	Designation	Chairman and Managing Director

**b. Details of BR head:**

No.	Particulars	Company Information
1	DIN Number	00029730
2	Name	Kewalchand Pukhraj Jain
3	Designation	Chairman and Managing Director
4	Telephone number	022-26814400
5	e-mail id	<a href="mailto:kewaljain@kewalkiran.com">kewaljain@kewalkiran.com</a>

**2. Principle-wise (as per National Voluntary Guidelines (NVGs)) Business Responsibility Policy/policies**

Principle 1: Ethics, Transparency and Accountability [P1]

Principle 2: Products Lifecycle Sustainability [P2]

Principle 3: Employees' Well-being [P3]

Principle 4: Stakeholder Engagement [P4]

Principle 5: Human Rights [P5]

Principle 6: Environment [P6]

Principle 7: Policy Advocacy [P7]

Principle 8: Inclusive Growth [P8]

Principle 9: Customer Value [P9]

**a The response regarding the above 9 principles (P1 to P9) is given below**

No.	Questions	P	P	P	P	P	P	P	P	
		1	2	3	4	5	6	7	8	
1	Do you have a policy/ policies for...	Y	Y	Y	Y	Y	Y	Y	Y	
2	Has the policy being formulated in consultation with the relevant stakeholders?	Y	Y	Y	Y	Y	Y	Y	Y	
3	Does the policy conform to any national / international standards? If yes, specify?	All the policies are compliant with respective principles of NVG guidelines								
4	Has the policy being approved by the Board? If yes, has it been signed by MD/ owner/ CEO/ appropriate Board Director?	Y	Y	Y	Y	Y	Y	Y	Y	
5	Does the company have a specified committee of the Board/ Director/ Official to oversee the implementation of the policy?	Y	Y	Y	Y	Y	Y	Y	Y	
6	Indicate the link for the policy to be viewed online?	<a href="http://www.kewalkiran.com/policies/">http://www.kewalkiran.com/policies/</a>								
7	Has the policy been formally communicated to all relevant internal and external stakeholders?	Yes. All policies are communicated to internal stakeholders and are available on internal network. Policies applicable to external stakeholders are available on the Company's website								
8	Does the company have in-house structure to implement the policy/policies?	Yes. There is an in-house structure which clearly defines roles and responsibilities that are periodically reviewed.								
9	Does the Company have a grievance redressal mechanism related to the policy/policies to address stakeholders' grievances related to the policy/policies?	Y	Y	Y	Y	Y	Y	Y	Y	
10	Has the Company carried out independent audit/ evaluation of the working of this policy by an internal or external agency?	While the company has not carried out independent audit of the policies, the internal audit function periodically looks at the implementation of the policies.								

**b. If answer to the question at serial number 1 against any principle, is 'No', please explain why: (Tick up to 2 options)**

No.	Questions	P	P	P	P	P	P	P	P
		1	2	3	4	5	6	7	8
1	The company has not understood the Principles								
2	The company is not at a stage where it finds itself in a position to formulate and implement the policies on specified principles								
3	The company does not have financial or manpower resources available for the task								Not applicable
4	It is planned to be done within next 6 months								
5	It is planned to be done within the next 1 year								
6	Any other reason (please specify)								

**3. Governance related to Business Responsibility (BR):**

No.	Questions	Information
1	Frequency of review, by the BR Committee to assess the BR performance. Within 3 months, 3-6 months, Annually, More than 1 year	The management of the company periodically accesses the BR performance of the company
2	Does the Company publish a BR or a Sustainability Report? What is the hyperlink for viewing this report? How frequently it is published?	This is the Fifth Business Report of the company

**Section E: Principle-Wise Performance****Principle 1: Businesses should conduct and govern themselves with Ethics, Transparency and Accountability**

Business with ethics evokes the feeling of trust in the minds of its stakeholders. At Kewal Kiran Clothing Limited (KKCL), we have always traversed the ethical growth path guided by a principled leadership team, robust governance mechanisms and transparent accounting platforms. This has helped us to boost shareholder trust, gain competitive advantage as well as remain responsible towards our employees, our communities and the environment.

To ensure that these principles translate into consistent practice, the below enablers lead us towards high standards of business conduct.

- Whistle Blower Policy** – to provide an avenue for directors and employees to inform about any wrongdoing in the company and reassurance that they will be protected from reprisals or victimization for whistle blowing.
- Policy for Determining Materiality of Events and Information** – The objective of this Policy is: (a) to ensure disclosure of any event or information which, pursuant to SEBI regulations is material, (b) to determine whether an event or information is material or not, and (c) to ensure timely, accurate, uniform and transparent disclosure.
- Code of Conduct for Directors and Senior Management** – to ensure, inter alia, protection of confidential information, preventing conflict of interest, ensuring that anti-bribery and anti corruption laws are complied with, and ensure compliance with all the applicable laws, regulations and Company's policies.
- Company's Code of Conduct on (prevention of) Insider Trading** – in order to protect the interest of investors, the company has mechanism to prevent insider trading and protect unpublished price sensitive information (UPSI).
- Policy on prevention of sexual harassment** – the Company has instituted processes and mechanisms to ensure that issues relating to sexual harassment are effectively addressed. In terms of the Sexual Harassment of Women at Workplace (Prevention, Prohibition and Redressal) Act, 2013, Internal Complaints Committees (ICC) has been constituted. These Committees are intended to facilitate open and structured discussions on sexual harassment complaints, and to ensure their resolution in a fair and justified manner. All employees (permanent, contractual, temporary, trainees) are covered under this policy. During the year under review, there were no complaints reported to the ICC.
- Anti-bribery and anti-corruption policy** – KKCL is committed to the prevention, deterrence and detection of fraud, bribery and all other corrupt and unethical business practices. It is our policy to conduct our business activities with honesty, integrity, and the highest possible ethical standards while vigorously enforcing our business practice of not engaging in bribery or corruption across our operations.



**Information with reference to BRR framework:**

No.	Questions	Information
1.1	Does the policy relating to ethics, bribery and corruption cover only the Company? Yes/ No. Does it extend to the Group/ Joint Ventures/ Suppliers/Contractors/ NGOs /Others?	The Code of Conduct of KKCL provides guidelines on ethics, bribery and corruption. It is binding to all KKCL senior management and employees. The guidelines are also communicated to most of our key associates to encourage fair practices in all activities.
1.2	How many stakeholder complaints have been received in the past financial year and what percentage was satisfactorily resolved by the management? If so, provide details thereof, in about 50 words or so.	No complaints were received/pending in respect of sexual harassment and/or bribery and/or corruption and/or insider trading.

**Principle 2: Businesses should provide goods and services that are safe and contribute to sustainability throughout their life cycle**

The Company's strategic intent to create enduring value by investing in its strong and competitive capabilities in R&D, innovation and technology and an array of institutional strengths including deep consumer insights, brand building capability, trade marketing and distribution infrastructure, focus on quality and world-class manufacturing practices, strong rural linkages and outstanding human resources.

The Company endeavours to embed the principles of sustainability, as far as practicable, into the various stages of product or service life-cycle. This involves an end-to-end analysis of the product, taking into account all raw materials, transport, production processes, usage and disposal of the product.

The company has continuously achieved reduction in specific energy consumption, and increased share of renewable energy sources.

**Environment, Health and Safety** – the company has consciously followed the importance of environmentally clean and safe operations. Our policy requires conduct of operations in such a manner, so as to ensure safety of all concerned, compliances with environmental regulations and preservation of natural resources. The Company provides a safe and healthy workplace focussing on creating right safety culture across the organisation and aims to achieve ultimate goal of zero injuries to all its employees and all stakeholders associated with the Company's operations.

**Waste Management** – The principles underlying waste separation are:

- to reduce the volume of hazardous waste,
- to maintain safety standards during handling, transportation and treatment,
- to eliminate the need for waste separation at disposal sites, and
- to facilitate the recycling process.

**Information with reference to BRR framework:**

No.	Questions	Information
2.1	List up to 3 of your products or services whose design has incorporated social or environmental concerns, risks and/ or opportunities.	Although the company has not designed any product taking into concern socio-environment factors however it has made efforts to reduce carbon footprints by taking several measures and used alternate sources of energy effectively and also taken utmost care to produce quality products.
2.2	Does the company have procedures in place for sustainable sourcing (including transportation)?	The company doesn't have prescribed mechanism for sustainable sourcing however it endeavours to source the raw materials sustainably.
2.3	Has the company taken any steps to procure goods and services from local and small producers, including communities surrounding their place of work?	The company as of now is not procuring any goods and services from the local communities although it is constantly working for the capacity development of the surrounding coterie.
2.4	Does the company have a mechanism to recycle products and waste? If yes what is the percentage of recycling of products and waste	The Company has always strived to reduce waste associated with its products and try to recycle it as far as possible.

**Principle 3: Businesses should promote the wellbeing of all employees**

Physical health and fitness are important elements of employee well-being and to facilitate this, the company arranged several programs to make the employees' health and fitness cautious.

Protection of employees from employment injury is a major continuing objective. We continue to enhance safety and security at the workplace by prescribing policies and procedures, creating awareness and imparting trainings.

We proudly say that our office environment is free from harassment of any nature. We had undertaken several measures for creating awareness through POSH and other Training programmes for the employees, managers and ICC officer members to educate and equip them to effectively handle any such untoward situation, if any in the company.

A zero-tolerance approach is adopted towards issues concerning discrimination on the grounds of race, religion, gender, age, sexual or any disability.

Company always emphasis on 'Knowledge' as a key differentiator, wherein we undertake continuous efforts for creating an environment of continuous learning which equips employees with knowledge and skills aligned to the Company's strategic objectives and business goals.

We never miss any single opportunity of enjoying the festivals and special days at KKCL family. We organize fun-centric activities and contest on various occasions such as Diwali, Dussehra, X-mas, Rakshabandhan, Women's Day etc. to boost the employee morale and enhancing bonding between cross functional teams.

**Information with reference to BRR framework:**

No.	Questions	Information
3.1	Please indicate the Total number of employees.	1648
3.2	Please indicate the Total number of employees hired on temporary/contractual/ casual basis.	1555
3.3	Please indicate the Number of permanent women employees.	224
3.4	Please indicate the Number of permanent employees with disabilities	None
3.5	Do you have an employee association that is recognized by management.	None
3.6	What percentage of your permanent employees is members of this recognized employee association?	Not applicable

3.7. Please indicate the Number of complaints relating to child labour, forced labour, involuntary labour, sexual harassment in the last financial year and pending, as on the end of the financial year.

No.	Category	No of complaints filed during the financial year	No of complaints pending as on end of the financial year
3.7.1	Child labour/forced labour/	Nil	Nil
3.7.2	Involuntary labour	Nil	Nil
3.7.3	Sexual harassment	Nil	Nil
3.7.4	Discriminatory employment	Nil	Nil

3.8. What percentage of your under mentioned employees were given safety & skill up- gradation training in the last year?

No.	Employee Categories	% trained on Safety & Skill up-gradation
a	Permanent employees	50%
b	Permanent women employees	20%
c	Contract employees	40%
d	Employees with disabilities	Not applicable

**Principle 4: Businesses should respect the interests of and be responsive towards all stakeholders, especially those who are disadvantaged, vulnerable and marginalized.**

We strive hard with passion to meet and set industry benchmarks in our systems and processes to ensure insightful experiences for our stakeholders. We are accountable towards all our stakeholders. We are liberal and committed in giving back to the society. We always work together for the upliftment of the society as a whole.

KKCL recognises employees, business associates (network of suppliers, stockists and dealers), customers, shareholders/investors and communities surrounding our operations and regulating authorities as key stakeholders. The Company continues its engagement with them through various mechanisms such as consultations with local communities, supplier/vendor meets, customer/employee satisfaction surveys, investor forums, etc.

The Company consistently contributes to socially responsible activities. Corporate Social Responsibility (CSR) at Kewal Kiran Clothing Limited portrays the deep symbiotic relationship that the group enjoys with the communities it is engaged with.

**Information with reference to BRR framework:****4.1 Has the Company mapped its internal and external stakeholders? Yes/No**

Yes, the company has mapped its internal and external stakeholders into following categories:

1. Employees and their families,
2. Local community and society,
3. Customers and their families,
4. Investors and Shareholders,
5. Dealers, suppliers and other business partners,
6. Government and Regulators,
7. Environment and regulatory authorities, Financial Institutions and related service providers.

**4.2 Out of the above, has the Company identified the disadvantaged, vulnerable & marginalised stakeholders?**

As a responsible corporate citizen, we try to contribute for social and environmental causes on a regular basis for the upliftment of the society as a whole.

**4.3 Are there any special initiatives taken by the Company to engage with the disadvantaged, vulnerable and marginalised stakeholders? If so, provide details thereof, in about 50 words or so.**

For socio-economically disadvantaged sections of the society, the Company through its CSR programmes has donated fund to various trust and foundation for CSR activities like Eradicating hunger, poverty and malnutrition, Promoting Health care, Rehabilitated sick and needy animals and Education for needy people.

Beside this the safety of workers is of utmost importance and a culture of safety is brought in, not just for the Company's employees but also for the other stakeholders. The initiatives adapted at all the units resulted in curtailing fatalities to NIL fatality in the last financial year.

**Principle 5: Businesses should respect and promote human rights**

Human rights are fundamental rights and we adhere to this principle in the most earnest spirit. Confirming our commitment is our Human Rights Policy which spans various principles ranging from freedom of association to freedom from harassment, and applies across our operations.

Not only our intentions, but also our actions are compliant with all the statutory laws and regulations. In the financial year, there were no human rights violation complaints relating either to child, forced and involuntary labour, or sexual harassment /discriminatory employment, against the Company.

KKCL respects and promotes human rights for all individuals. The Company's commitment to human rights and fair treatment is set in its Policy on Human Rights. The policy provides to conduct the operations with honesty, integrity and openness with respect for human rights and interests of employees.

KKCL supports freedom of association and collective bargaining as a part of our commitment to support the fair and equitable treatment of our workers. All workers, regardless of rank or job grade, have the right to form and join trade unions of their choice, and to bargain collectively. This approach helps in building, strengthening and sustaining harmonies between employer and the employees.

**Information with reference to BRR framework:**

No.	Questions	Information
5.1	Does the policy of the Company on human rights cover only the Company or extend to the Group/ Joint Ventures/Suppliers/ Contractors/NGOs/ Others?	The Company's Anti sexual harassment policy applies to all KKCL employees, customers, vendors, consultants, and anyone else doing business on the company premises, as well as those involved in activities in which company's name is associated.
5.2	How many stakeholder complaints have been received in the past financial year and what percent was satisfactorily resolved by the management?	No complaints were received by the company in respect of any kind of sexual harassment and/or discriminatory employment.

**Principle 6: Business should respect, protect, and make efforts to restore the environment**

KKCL has been working systematically to reduce its impact on the Environment. We take seriously our impact on the natural resources in the communities where we operate and have put in place measures to not merely comply with regulations but to responsibly take care of the Planet, preserve its beauty and resources for future generations.

Clean air, fresh water, rich biodiversity and abundant natural resources is imperative to human health and well-being. At KKCL we are aware of the environmental challenges that resource depletion pose and are converting them into business

opportunities by taking systematic conservation measures. Reducing our dependence on scarce resources is not only easing the pressure on the planet but also improving our operational cost.

**Measures for carbon footprint reduction** – the practice of monitoring of the air conditioning equipment was adopted at all the factories, offices which resulted in both improved performance and energy saving. At a number of locations, wherever the air conditioners were very old, or working for long periods, they were replaced by the modern energy efficient 5 Star Split air conditioners. This added to the energy savings.

Lighting Energy Conservation measures adopted by checking Illumination levels at all locations, excess lights were removed and lights were switched on only when required. Also energy efficient lights were adopted, including the use of LEDs.

The company has saved fuel consumption of factories boilers by Regular Monitoring of the various parameters important for maintaining high efficiency in Boilers.

The efficiency of Driers, Washers, Steam Irons, etc. has been improved at the factories by regular monitoring of the various parameters important for maintaining high efficiency. In Washers steam usage was restricted to those cycles where temperature required was 90 degree Celsius.

**Information with reference to BRR framework:****6.1 Does the policy related to Principle 6 cover only the company or extends to the Group /Joint Ventures/ Suppliers/Contractors/NGOs/others.**

Many facets of environment protection are embedded in the company's operations as also in its products. The company has not mandated its applicability to its group companies and suppliers although it encourage the adoption of best environmental practises.

**6.2 Does the company have strategies/ initiatives to address global environmental issues such as climate change, global warming, etc? Y/N. If yes, please give hyperlink for webpage etc.**

As a responsible corporate citizen, the company is committed to addressing climate change risks in proactive ways and modes. We endorse the precautionary principle towards global warming and climate change, and take up various committed initiatives towards resource conservation and preservation. Our initiatives for energy and water conservation have seen increasing efficiencies over the years and our emissions and waste have been in constant check and control.

**6.3 Does the company identify and assess potential environmental risks? Y/N**

The company doesn't have any mechanism regarding assessment of potential environment risks however company has initiated several measures to conserve our fossil fuels consumptions.

**6.4 Does the company have any project related to Clean Development Mechanism? If so, provide details thereof, in about 50 words or so. Also, if Yes, whether any environmental compliance report is filed?**

The Company has not undertaken any project related to Clean Development Mechanism however the Company has been working systematically to reduce its impact on the Environment. We take seriously our impact on the natural resources in the communities where we operate and have put in place measures to not merely comply with regulations but to responsibly take care of the Planet, preserve its beauty and resources for future generations.

**6.5 Has the company undertaken any other initiatives on – clean technology, energy efficiency, renewable energy, etc.Y/N. If yes, please give hyperlink for web page etc.**

The company has invested in green energy. Prime amongst them is the investment in generation of wind energy. One of our facilities is dedicated towards harnessing the power of wind to generate energy. The Company has a 600 KW Wind Generator in Gujarat which provides most of the electricity at Company's Vapi Factory.

**6.6 Are the Emissions/Waste generated by the company within the permissible limits given by CPCB/SPCB for the financial year being reported?**

Yes, the emissions/ waste generated by the Company are within the permissible limits given by CPCB/SPCB and are reported on periodic basis.

**6.7 Number of show cause/ legal notices received from CPCB/SPCB which are pending (i.e. not resolved to satisfaction) as on end of Financial Year.**

None

### Principle 7: Businesses, when engaged in influencing public and regulatory policy, should do so in a responsible manner

KKCL has representation in national and international industry and trade associations. Some of the trade/business associations where KKCL is a member are listed below.

1. Federation of Indian Chambers of Commerce and Industry.
2. All India Association of Industries
3. Retailers Association of India.
4. Indo German Chamber of Commerce.

KKCL hasn't advocated/lobbied through above associations for the advancement or improvement of public good.

### Principle 8: Businesses should support inclusive growth and equitable development

We support the principles of inclusive growth and equitable development through our corporate social responsibility initiatives. KKCL believes that social, environmental and economic values are interlinked and we belong to an Interdependent Ecosystem comprising Shareholders, Consumers, Associates, Employees, Government, Environment and Society. We are committed to ensure a positive impact of our existence on all these stakeholders. It's our continuous endeavour to integrate sustainability considerations in all our business decisions.

#### Information with reference to BRR framework:

No.	Questions	Information
8.1	Does the company have specified programmes/initiatives/projects in pursuit of the policy related to Principle 8? If yes details thereof.	Yes the Company has formulated a well- defined CSR policy, which focuses on issues like Education, health care, environment, rural development, etc.
8.2	Are the programmes/projects undertaken through in-house team/own foundation/external NGO/government structures/any other organization?	The programmes/ projects are undertaken through in-house teams/ our foundation and external NGO's to serve areas of community growth and sustainable development.
8.3	Have you done any impact assessment of your initiative?	Yes the Company has conducted impact assessment of its CSR initiatives.
8.4	What is your company's direct contribution to community development projects- Amount in INR and the details of the projects undertaken.	During the year under review, the Company has spent an amount of ₹ 133 lakhs on CSR activities mainly on education, health care, environment, rural development, etc.
8.5	Have you taken steps to ensure that this community development initiative is successfully adopted by the community? Please explain in 50 words, or so.	Yes, Initiatives conducted under the CSR are tracked to determine the outcome achieved and the benefits to the community.

### Principle 9: Businesses should engage with and provide value to their customers and consumers in a responsible manner

The Company is committed to providing products and services that offer best-in-class quality and user experience. All businesses of the Company comply with all regulations and relevant voluntary codes concerning marketing communications, including advertising, promotion and sponsorship. The Company's communications are aimed at enabling customers to make informed purchase decisions.

#### Information with reference to BRR framework:

No.	Questions	Information
9.1	What percentage of customer complaints/consumer cases are pending as on the end of financial year.	No complaints were received/pending against the company regarding unfair trade practise, irresponsible advertising and/or anti-competitive behaviour.
9.2	Does the company display product information on the product label, over and above what is mandated as per local laws? Yes/No/N.A. /Remarks(additional information)	KKCL adheres to all the applicable regulations regarding product labelling and displays relevant information on it. The product details are also given on the website of the Company.
9.3	Is there any case filed by any stakeholder against the company regarding unfair trade practices, irresponsible advertising and/or anti-competitive behaviour during the last five years and pending as on end of financial year.	None
9.4	Did your company carry out any consumer survey/consumer satisfaction trends?	The company maintains visitor's books for comments, suggestions, and complaints and it reviews consumer feedbacks periodically.



# CORPORATE GOVERNANCE REPORT



## I. COMPANY'S PHILOSOPHY ON CODE OF CORPORATE GOVERNANCE

Kewal Kiran Clothing Limited is committed to good Corporate Governance in order to enhance stakeholders' value. Your company believes that Corporate Governance is not an end in itself but a catalyst in the process towards maximization of stakeholder value. Your company's philosophy on Corporate Governance enshrines the goal of achieving the highest levels of transparency, accountability and equity in all spheres of its operations and in all its dealings with its stakeholders. It is your company's belief that good ethics make good business sense and our business practices are in keeping with the spirit of maintaining the highest level of ethical standards.

The SEBI (Listing Obligations and Disclosure Requirements) Regulations, 2015 provide for stricter disclosure and protection of investor rights by listed entities. The regulations are aligned with the provisions of the Companies Act, 2013 and are aimed to encourage companies to adopt best practices on Corporate Governance. Our Corporate Governance frame work has helped us be aligned with the Companies Act, 2013 and the SEBI (Listing Obligations and Disclosure Requirements) Regulations, 2015. We believe that an active, well informed and independent Board is necessary to ensure the highest standard of Corporate Governance. The Board of Directors of your company is at the core of our Corporate Governance practices. The Board thus oversees your company's management functions and protects the long term interest of our stakeholders.

In so far as compliance of SEBI (Listing Obligations and Disclosure Requirements) Regulations, 2015 is concerned, your company has complied in all material respects with the requirements of Corporate Governance specified in the SEBI (Listing Obligations and Disclosure Requirements) Regulations, 2015.

Your Company continues to undertake the Audit of its secretarial records by Practicing Company Secretary

in respect of compliance with the applicable provision of Companies Act, 2013, SEBI (Listing Obligations and Disclosure Requirements) Regulations, 2015 and the applicable regulations and guidelines issued by Securities and Exchange Board of India. A copy of the Secretarial Audit Report for the period under review is a part of the Annual Report.

## II. BOARD OF DIRECTORS

### Composition of the Board:

The Board of Directors along with its Committees provides leadership and guidance to your Company's management as also direct, supervise and control the performance of the Company.

The Board of Directors of your company has an optimum combination of Executive and Non Executive Directors. As at March 31, 2022 the Board of Directors comprise of 8 Directors of which 4 are Independent Non-executive Directors including 1 Woman Director. The Executive Directors of your company have more than three decades of hands on experience in manufacturing and retailing of branded apparels. The Non Executive Independent Directors are eminent professionals with wide range of knowledge and experience in various spheres of business and industry, finance and law.

None of the Director on the Company's Board is a Member of more than ten (10) Committees and Chairman of more than five (5) Committees (Committees being Audit Committee and Stakeholder Relationship Committee) across all the public limited companies in which he/she is a Director. All the Director have made necessary disclosures regarding Committee position held by them in other Companies and do not hold the office of Director in more than twenty (20) companies, including ten (10) public companies. None of the Non-Executive Independent Director is acting as an Independent Director in more than seven (7) listed entities. None of the Non-Executive Independent Director who is serving as a Whole time Director in a listed entity is acting as an Independent Director in more than three (3) listed entities.

The composition of the Board and other relevant details relating to Directors as on March 31, 2022 are given below:

Name of the Director	Designation	Category of Directorship	No. of other Directorship	No. of Committee Chairmanship/ Membership
Mr. Kewalchand P. Jain (DIN – 00029730)	Chairman & Managing Director	Promoter & Executive	9	1
Mr. Hemant P. Jain (DIN – 00029822)	Joint Managing Director	Promoter & Executive	8	1
Mr. Dinesh P. Jain (DIN - 00327277)	Whole-time Director	Promoter & Executive	8	0
Mr. Vikas P. Jain (DIN – 00029901)	Whole-time Director	Promoter & Executive	7	0
Mr. Yogesh A. Thar (DIN - 02687466)	Director	Independent- Non Executive	0	1
Dr. Prakash A. Mody (DIN – 00001285)	Director	Independent- Non Executive	3	1
Mr. Nimish G.Pandya (DIN – 00326966)	Director	Independent Non Executive	0	2
Ms. Drushti R. Desai (DIN – 00294249)	Director	Independent- Non Executive	3	4

**Note:**

Mr. Hemant P. Jain has been designated as Joint Managing Director with effect from May 26, 2021

Details of other directorships (excluding directorship in Kewal Kiran Clothing Limited)/Committee memberships (including committee chairmanship/ membership in Kewal Kiran Clothing Limited) are given by way of a separate Annexure.

The Committee chairmanship/membership of the Directors is restricted to the chairmanship/ membership of Audit Committee and Stakeholders Relationship and Shareholder/Investor Grievance Committee and excludes chairmanship/ membership in Private Companies, Foreign Companies and Companies under Section 8 of the Companies Act, 2013.

**Number of Board Meetings held and attended by Directors:**

(i) The meetings of the Board of Directors are scheduled well in advance. The Board Members are presented in advance with the detailed agenda in respect of all Board meetings. During the year under review five (5) meetings of the Board of Directors were held on the following dates: –

May 26, 2021, July 29, 2021, October 28, 2021, January 27, 2022 and March 29, 2022. The Maximum time gap between any two consecutive meetings did not exceed 120 days.

(ii) The attendance record of each of the Directors at the Board Meetings during the year ended on March 31, 2022 and during the last Annual General Meeting (AGM) is as under: –

Directors	No. of Board Meetings Attended	Attendance at the last AGM
Mr. Kewalchand P. Jain	5 of 5	Present
Mr. Hemant P. Jain	5 of 5	Present
Mr. Dinesh P. Jain	5 of 5	Present
Mr. Vikas P. Jain	5 of 5	Present
Mr. Yogesh A. Thar	5 of 5	Present
Dr. Prakash A. Mody	5 of 5	Absent
Mr. Nimish G. Pandya	5 of 5	Present
Ms. Drushti R. Desai	5 of 5	Present

**Disclosure of relationship between the Directors inter-se:**

Mr. Kewalchand P. Jain, Mr. Hemant P. Jain, Mr. Dinesh P. Jain and Mr. Vikas P. Jain are brothers.

Details of shares held by directors in the company as on March 31, 2022:

Name of the Directors	Number of shares held
Mr. Kewalchand P. Jain*	35,33,055
Mr. Hemant P. Jain*	35,39,575
Mr. Dinesh P. Jain*	37,29,155
Mr. Vikas P. Jain*	36,89,105
Mr. Yogesh A. Thar	Nil
Dr. Prakash A. Mody	1,680
Mr. Nimish G. Pandya	Nil
Ms. Drushti R. Desai	Nil

3,07,65,000 shares are held by Shantaben P. Jain j/w Kewalchand P. Jain j/w Hemant P. Jain as trustees of the P.K. Jain Family Holding Trust.

**\*Note:**

The said shares held by Mr. K. P. Jain includes 80,000 equity shares held in his capacity as Karta of Kewalchand P. Jain H.U.F and 3,96,805 shares held jointly with Mrs. Veena K. Jain.

The said shares held by Mr. H.P. Jain includes 80,000 equity shares held in his capacity as Karta of Hemant

P. Jain H.U.F and 4,03,325 shares held jointly with Mrs. Lata H. Jain.

The said shares held by Mr. D.P. Jain includes 80,000 equity shares held in his capacity as Karta of Dinesh P. Jain H.U.F and 512,905 shares held jointly with Mrs. Sangeeta D. Jain.

The said shares held by Mr. V.P. Jain includes 80,000 equity shares held in his capacity as Karta of Vikas P. Jain H.U.F and 4,72,855 shares held jointly with Mrs. Kesar V. Jain.

Details of names of the listed entities where the Director is a Director and the category of directorship:

Sr. no.	Name of the Director	Name of listed company where Director other than KKCL	Category of Directorship
1	Mr. Kewalchand P. Jain	NIL	NA
2	Mr. Hemant P. Jain	NIL	NA
3	Mr. Dinesh P. Jain	NIL	NA
4	Mr. Vikas P. Jain	NIL	NA
5	Mr. Yogesh A. Thar	NIL	NA
6	Dr. Prakash A. Mody	Unichem Laboratories Limited	Executive Director
7	Mr. Nimish G.Pandya	NIL	NA
8	Ms. Drushti R. Desai	(i) Narmada Gelatines Limited (ii) Chemfab Alkalies Limited	Non-Executive Non- Independent Independent Director

**Familiarisation Programme for Independent Directors:**

At the time of appointing an Independent Director, a formal letter of appointment is given to him/her, which inter alia explains the role, function, duties and responsibilities expected of him/her as an Independent Director of the Company. The Independent Director is also explained in detail the Compliance required from him/her under the Companies Act, 2013, SEBI (Listing Obligations and Disclosure Requirements) Regulations, 2015 and other relevant regulations. The Chairman and Managing Director also has one to one discussion with the newly appointed Independent Director to familiarize him/her with the Company's operations. Further the Company has put in place a policy to familiarize the Independent Directors about the company, its products, business and on-going events relating to the Company.

During the financial year 2021-22 the Independent Directors have attended familiarization programme conducted by the company and the web-link for the details of familiarization programme is <https://kewalkiran.com/wp-content/uploads/2022/01/Familiarization%202021-22.pdf>

**Core skills/expertise/competencies identified by the board of directors for it to function effectively and available with the Board:**

The Board of Directors ('Board') has not established specific minimum age, education, years of business

experience or specific types of skills for appointing any individual as a Board member, but, in general, expects an individual to have ample experience and a proven record of professional success, leadership and the highest level of personal and professional ethics, integrity and values and loyalty to the interest of the Company and its stakeholders.

The Board would generally ensure that an individual should have ability to exercise objectivity and independence in making informed business decisions, willingness and commitment to devote the required time to fulfil his/her duties, ability to communicate effectively and collaborate with other Board members to contribute effectively to the diversity of perspectives that enhances Board including a willingness to listen and respect the views of others.

The Board would also assess individual's skills, knowledge and expertise relevant to the Company's business, with extensive experience at a senior leadership level in a comparable company or organization, including, but not limited to relevant experience in international operations, public service, finance, accounting, strategic planning, technology and marketing. The Company believes that an effective and diverse Board will leverage differences in thought, perspective, knowledge, skill, regional and industry experience, cultural and geographical background, age, ethnicity, race and gender, which will ensure that the Company retains its competitive advantage.





The ultimate objective is to have a Board that offers a broad range of perspectives that are directly relevant to the business and organizational needs.

Name of the Director	Expertise in specific functional area
Kewalchand Jain	Apparel and Textile Industry domain expert, Finance, Banking and Corporate Management
Hemant Jain	Apparel and Textile Industry domain expert, Business Strategy, Marketing, Corporate Management, Retail Business
Dinesh Jain	Human Resources (HR) and Industrial Relations (IR), Resource Management, Overall operation and development of production facilities
Vikas Jain	Marketing, Retail Business, Coporate Management, Research for new technologies in manufacturing
Prakash Mody	Marketing, Communication, Advertising, Media, Research and Production
Drushti Desai	Valuation of Shares, Businesses and Intangibles and Advisory Services on schemes relating to Mergers, Acquisitions, Spin-offs and other forms of Corporate Restructuring and Family Settlements, Financial and Management Advice and Corporate and Individual Taxation (income tax, wealth tax and gift tax)
Nimish Pandya	Mergers and Acquisitions, Litigation and Arbitration, Trusts and Charities, Corporate, Commercial and Financial Planning and Execution, including Transaction Support and Contracts, Intellectual Property, Technology, Media and Communications, Competition and Trade, Conveyance and Real Estates and Family and Personal Law
Yogesh Thar	Business Mergers, Acquisitions and Restructuring, Business Valuations, Corporate Taxation and Taxation of Non-resident Citizens and Foreign Companies

All Independent Directors have given declarations that they meet the criteria of independence as laid down under Section 149(6) of the Companies Act, 2013 and Regulation 16(1) (b) of the SEBI (Listing Obligations and Disclosure Requirements) Regulations, 2015. In the opinion of the Board, the Independent Directors, fulfil the conditions of independence specified in Section 149(6) of the Companies Act, 2013 and Regulation 16(1) (b) of the SEBI (Listing Obligations and Disclosure Requirements) Regulations, 2015 and are independent of the management. A formal letter of appointment to Independent Directors as provided in Companies Act, 2013 has been issued and disclosed on the website of the Company.

#### Governance Codes:

##### Code of Conduct

In line with the company's objective of following the best Corporate Governance Standards the Board of Directors has laid down a Code of Conduct for all Board Members and Senior Management of the company. The Code is effective from January 14, 2006. All the Board members and Senior Management of the Company as on March 31, 2022 have affirmed compliance with their respective Codes of Conduct in accordance with Regulation 26(3) of SEBI (Listing Obligations and Disclosure Requirements) Regulations, 2015.

The company has also adopted code for Independent Directors in the Board meeting held on May 10, 2014 pursuant to Section 149(8) of the Companies Act, 2013 which makes it mandatory for independent directors to abide by the provisions of the code.

##### Conflict of Interest

Each Director informs the company on an annual basis about the Board and the Committee positions he/she occupies in other companies and notifies changes if any during the year. The Board Members while discharging their duties, avoid conflict of interest in the decision making process. The members of the Board neither participate in any discussions nor vote in any transactions in which they have any concern or interest.

##### Insider Trading Code

In accordance with Securities and Exchange Board of India (Prohibition of Insider Trading) Regulations, 2015 the company had formulated and approved the amended (i) Insider Trading Code to regulate dealings in the securities of the company by designated persons in compliance with the regulations, (ii) policy for fair disclosure of unpublished price sensitive information and (iii) Unpublished Price Sensitive Information Leak Enquiry Policy. The aforesaid codes were effective to the company from April 1, 2019. Mr. Abhijit Warange, Vice President – Legal and Company Secretary is the Compliance Officer for the purpose of Insider Trading Code while Mr. Bhavin Sheth, Chief Financial Officer was Chief Investor Relations Officer for the purpose of the fair disclosure policy upto 31<sup>st</sup> January 2022. Mr. Sheth, has resigned from the services of the Company w.e.f 31<sup>st</sup> Januaray, 2022 and the company will be nominating a Chief Investor Relations Officer for the purpose of the said code shortly.

### III. AUDIT COMMITTEE

#### Constitution of Audit Committee:

The Audit Committee of the Board of Directors is entrusted with the responsibility to supervise the internal control and financial reporting process. The composition, quorum, powers, role and scope of the Committee are in accordance with Section 177 of the Companies Act, 2013 and Regulation 18 of SEBI (Listing Obligations and Disclosure Requirements) Regulations, 2015. All the members of the Audit Committee are financially literate and bring in expertise in the field of Finance, Taxation, Economics and Risk Management.

The Audit Committee comprises the following members:

Mr. Yogesh A. Thar, Non Executive-Independent Director	Chairman and Member
Mr. Nimish G. Pandya, Non Executive-Independent Director	Member
Ms. Drushti R. Desai, Non Executive-Independent Director	Member

Mr. Abhijit B. Warange, Company Secretary acts as the Secretary of the Committee.

#### The terms of reference of the Audit Committee includes:

The primary objective of the Audit Committee is to monitor and provide an effective supervision of the Management's financial reporting process. The Audit Committee, inter-alia, performs the functions of discussing and reviewing quarterly and audited financial results, recommendation of appointment of statutory auditors and their remuneration, recommendation of appointment and remuneration of internal auditors, review of Internal Audit Reports, approval and review of related party transactions. For the smooth and effective functioning, the Audit Committee has also powers to investigate any activity within its terms of reference, to seek information from employees and obtain outside legal/ professional advise. In addition to the above, the other role and terms of reference of the Audit Committee cover the matters as specified in Section 177 of the Companies Act, 2013 read with Regulation 18(3) of Securities and Exchange Board of India (Listing Obligations and Disclosure Requirements) Regulations, 2015

#### Meetings of the Audit Committee:

During the year ended March 31, 2022, four (4) Audit Committee meetings were held on May 26, 2021, July 29, 2021, October 28, 2021 and January 27, 2022. The attendance of each Audit Committee member is given hereunder: –

Name of the Audit Committee Member	No. of meetings attended
Mr. Yogesh A. Thar	4 of 4
Mr. Nimish G. Pandya	4 of 4
Ms. Drushti R. Desai	4 of 4

#### Attendees:

At the invitation of the Committee, representatives from various divisions of the company, internal auditors, statutory auditors and the Chief Financial Officer also attend the Audit Committee Meeting to respond to queries raised at the Committee Meetings.

### IV. NOMINATION AND REMUNERATION COMMITTEE

#### Composition of Committee:

The Nomination and Remuneration Committee's constitution and terms of reference are in compliance with the provisions of Section 178 of the Companies Act, 2013 and Regulation 19 and Part D (Point A) of the Schedule II of the SEBI (Listing Obligations and Disclosure Requirements) Regulations, 2015.

The Nomination and Remuneration Committee comprises of the following members:

Mr. Nimish G. Pandya, Non Executive-Independent Director	Chairman and Member
Mr. Yogesh A. Thar, Non Executive-Independent Director	Member
Dr. Prakash A. Mody, Non Executive-Independent Director	Member
Ms. Drushti R. Desai, Non Executive-Independent Director	Member

Mr. Abhijit B. Warange, Company Secretary acts as the Secretary of the Committee.

#### The terms of reference of Nomination and Remuneration Committee includes:

- To lay down criteria and terms and conditions with regard to identifying persons who are qualified to become Directors (Executive and Non-Executive) and persons who may be appointed in Senior Management and Key Managerial positions and to determine their remuneration.
- To determine remuneration based on the Company's size and financial position and trends and practices on remuneration prevailing in peer companies and in the industry.
- To ensure that the remuneration to Directors, Key Managerial Personnel and Senior Management involves a balance between fixed and incentive pay reflecting short and long – term performance objectives appropriate to the working of the company and its goals.
- To carry out evaluation of the performance of Directors, as well as Key Managerial and Senior Management Personnel.
- To provide them reward linked directly to their effort, performance, dedication and achievement relating to the Company's operations.

- To retain, motivate and promote talent and to ensure long term sustainability of talented managerial persons and create competitive advantage.
- To devise policy on diversity of Board of Directors.
- To determine whether to extend or continue the term of appointment of the independent director on the basis of the report of performance evaluation of independent director.
- To recommend to the board all remuneration, in whatever form, payable to senior management.

#### Meetings of the Nomination and Remuneration Committee:

During the year ended March 31, 2022 two (2) Nomination and Remuneration Committee meeting were held on May 26, 2021 and January 27, 2022.

The attendance of Nomination and Remuneration Committee meeting is given hereunder:-

Name of the Nomination and Remuneration Committee Member	No. of meetings attended
Mr. Nimish G. Pandya	2 of 2
Mr. Yogesh A. Thar	2 of 2
Dr. Prakash A. Mody	2 of 2
Ms. Drushti R. Desai	2 of 2

#### Performance Evaluation:

Pursuant to the provisions of the Companies Act, 2013 and SEBI (Listing Obligations and Disclosure Requirements) Regulations, 2015, the Board has carried out the annual performance evaluation of individual directors as well as the evaluation of the working of the Board and Committees in accordance with the performance evaluation policy. A structured questionnaire was prepared after circulating the draft forms, covering various aspects of the Board's functioning such as composition of the Board and Committees, experience and competencies, performance of specific duties and obligations, governance issues, etc.

The evaluation of the Independent Directors was carried out by the entire Board and that of the Chairman and the Non-Independent Directors was carried out by the Independent Directors. The Directors were satisfied with the evaluation results, which reflected the overall engagement of the Board and its Committees with the Company.

## V. REMUNERATION OF DIRECTORS

#### Remuneration Policy for Executive Directors:

The Board of Directors of the company presently comprises of four Executive Directors namely

Mr. Kewalchand P. Jain, Chairman and Managing Director, Mr. Hemant P. Jain, Joint Managing Director, Mr. Dinesh P. Jain and Mr. Vikas P. Jain, Whole-time Directors.

The remuneration of the Executive Directors is governed by the Articles of Association of the company, the resolution of the Board of Directors and the members. The details of the remuneration paid to the Executive Directors have been detailed hereafter.

Revisions, if any in the remuneration of the Executive Directors are deliberated by the Nomination and Remuneration Committee of the Board. Based on the recommendation of the Nomination and Remuneration Committee, the Board decides on the revision subject to the shareholders approval.

#### Remuneration Policy for Non -Executive Directors:

Non- Executive Directors of a company's Board of Directors can add substantial value to the company through their contribution to the Management of the company. In addition, they can safeguard the interest of the investors at large by playing an appropriate control role. Non - Executive Directors bring in their long experience and expertise and add substantial value to the deliberations of the Board and its Committee.

#### All pecuniary relationship or transactions of the non-executive directors vis-à-vis the listed entity:

During the year under review payments to M/s. Pandya & Co., Advocates and Notary for legal services where Mr. Nimish Pandya is the proprietor amounted to ₹ 135,000/-.

#### Criteria of making payment to Non-Executive Directors:

Save and except as stated herein apart from receiving sitting fees for attending the Board /Committee meetings the Non Executive Directors have no other pecuniary relationship or transaction with the company. The sitting fees paid to the Non Executive Directors is within the statutory limits prescribed under the Companies Act, 2013 and the rules made thereunder for payment of sitting fees without the approval of the Central Government.

#### Service contracts, notice period and severance fee:

The appointment of the executive directors is governed by the Articles of Association of the company, the resolution of the Board of Directors and the members.

There is no provision for severance fees.

Details of sitting fees, remuneration etc. paid to Directors for the year ended March 31, 2022.

Name of the Directors	Sitting Fees	Salary	Contribution to PF and Perquisites	Retiral benefits/ Bonuses/Commission payable/ performance linked incentive/pension/ Stock options granted	Total
Mr. Kewalchand P. Jain	Nil	₹ 10,003,846	₹ 6,00,254	Nil	₹ 10,604,100
Mr. Hemant P. Jain	Nil	₹ 10,003,846	₹ 6,00,254	Nil	₹ 10,604,100
Mr. Dinesh P. Jain	Nil	₹ 10,003,846	₹ 6,00,254	Nil	₹ 10,604,100
Mr. Vikas P. Jain	Nil	₹ 10,003,846	₹ 6,00,254	Nil	₹ 10,604,100
Mr. Yogesh A. Thar	₹ 8,40,000	Nil	Nil	Nil	₹ 8,40,000
Dr. Prakash A. Mody	₹ 5,20,000	Nil	Nil	Nil	₹ 5,20,000
Mr. Nimish G. Pandya	₹ 9,00,000	Nil	Nil	Nil	₹ 9,00,000
Ms. Drushti R. Desai	₹ 8,40,000	Nil	Nil	Nil	₹ 8,40,000

## VI. STAKEHOLDERS RELATIONSHIP AND SHAREHOLDER/INVESTOR GRIEVANCE COMMITTEE

#### Composition of Committee:

The Stakeholders Relationship and Shareholder/ Investor Grievance Committee's constitution and terms of reference are in compliance with the provisions of Section 178 of the Companies Act, 2013 and Regulation 20 and Part D (Point B) of the Schedule II of the SEBI (Listing Obligations and Disclosure Requirements) Regulations, 2015.

Stakeholders Relationship and Shareholder/ Investor Grievance Committee comprise of the following members:

Mr. Nimish G. Pandya, Non Executive-Independent Director	Chairman and Member
Mr. Kewalchand P. Jain, Chairman & Managing Director	Member
Mr. Hemant P. Jain, Joint Managing Director	Member

Mr. Abhijit B. Warange, Company Secretary acts as the Secretary of the Committee.

The terms of reference of Stakeholders Relationship and Shareholder/ Investor Grievance Committee are to specifically look into the redressal of shareholders and investors complaints like transfer of shares, non receipt of balance sheet, non receipt of dividends, etc.

Meetings of the Stakeholders Relationship and Shareholder/ Investor Grievance Committee:-

During the year ended March 31, 2022 one (1) Stakeholders Relationship and Shareholder/ Investor Grievance Committee meeting was held on March 23, 2022. The attendance of Shareholder/ Investor Grievance Committee member is given hereunder:

Name of the Stakeholders Relationship and Shareholder/ Investor Grievance Committee Member	No. of meetings attended
Mr. Nimish G. Pandya	1 of 1
Mr. Kewalchand P. Jain	1 of 1
Mr. Hemant P. Jain	1 of 1

Status report of the complaints received and resolved to the satisfaction of the shareholders/ investors during the year ended March 31, 2022.

No. of complaints received - 0

No. of complaints resolved - 0

No. of compliants not resolved to the satisfaction of shareholders - 0

No. of complaints pending - 0

#### Name and Designation of the Compliance Officer:

Mr. Abhijit B. Warange – Vice President – Legal and Company Secretary, who is the Compliance Officer, can be contacted at, Kewal Kiran Estate, 460/7, I.B. Patel Road, Goregaon (East), Mumbai - 400063  
Tel: 022-26814400, Fax: 02226814410  
E-mail: [grievanceredressal@kewalkiran.com](mailto:grievanceredressal@kewalkiran.com)

## VII. CORPORATE SOCIAL RESPONSIBILITY COMMITTEE

#### Composition of Committee:

The Corporate Social Responsibility (CSR) Committee was constituted pursuant to Section 135 of the Companies Act, 2013.

Corporate Social Responsibility Committee comprises of the following members:

Mr. Nimish G. Pandya, Non Executive-Independent Director	Chairman and Member
Mr. Kewalchand P. Jain, Chairman & Managing Director	Member
Mr. Hemant P. Jain, Joint Managing Director	Member

Mr. Abhijit B. Warange, Company Secretary acts as the Secretary of the Committee.

The terms of reference of Corporate Social Responsibility Committee broadly comprises:

- To review the existing CSR policy and to make it more comprehensive so as to indicate the activities to be undertaken by the Company as specified in Schedule VII of the Companies Act, 2013

- To provide guidance on various CSR activities to be undertaken by the Company and to monitor process
- To recommend the amount of expenditure to be incurred on the activities as specified in Schedule VII of the Companies Act, 2013
- Monitor the Corporate Social Responsibility Policy of the company from time to time.

#### Meetings of the Corporate Social Responsibility Committee:

During the year ended March 31, 2022, one (1) Corporate Social Responsibility Committee meeting was held on May 26, 2021. The attendance of Corporate Social Responsibility Committee meeting is given hereunder:

Name of the Member of Corporate Social Responsibility Committee	No. of meetings attended
Mr. Nimish G. Pandya	1 of 1
Mr. Kewalchand P. Jain	1 of 1
Mr. Hemant P. Jain	1 of 1

The policy on CSR as approved by the Board of Directors has been uploaded on the website of the Company. The web-link to the CSR Policy is <https://kewalkiran.com>

### VIII. RISK MANAGEMENT COMMITTEE

#### Composition of Committee:

Pursuant to Regulation 21 of SEBI (Listing Obligations and Disclosure Requirements) Regulations, 2015 the Company has constituted Risk Management Committee.

Risk Management Committee comprises of the following members:

Mr. Kewalchand P. Jain , Chairman & Managing Director	Chairman
Mr. Hemant P. Jain, Joint Managing Director	Member
Mr. Nimish G. Pandya, Non Executive-Independent Director	Member
Mr. Bhavin Sheth, Chief Financial Officer	Member and Secretary
Mr. Abhijit Warange , Vice President Legal and Company Secretary	Member

Note:

Mr. Bhavin Sheth, Chief Financial Officer was a Member and Secretary of the Risk Management Committee upto 31<sup>st</sup> January 2022. Mr. Sheth, has resigned from the services of the Company w.e.f 31<sup>st</sup> January, 2022. The Committee will be nominating a Secretary shortly.

#### Risk Management Policy:

The Board has formulated and implemented the Risk Management policy of the company, as recommended by Risk Management Committee.

The terms of reference of the Risk Management Committee comprises :

- Framing of Risk Management Plan and Policy;
- Overseeing implementation of Risk Management Plan and Policy;
- Monitoring of Risk Management Plan and Policy;
- Validating the process of risk management;
- Validating the procedure for risk minimisation;
- Periodically reviewing and evaluating the Risk Management Policy and practices with respect to risk assessment and risk management processes;
- Continually obtaining reasonable assurance from management that all known and emerging risks have been identified and mitigated or managed;
- To seek information from employee, obtain outside legal or other professional advice and secure attendance of outsiders with relevant expertise.
- Performing such other functions as may be necessary or appropriate.

#### Meetings of the Risk Management Committee:

During the year ended March 31, 2022, Two (2) Risk Management Committee meeting were held on April 12, 2021 and October 9, 2021. The attendance of Risk Management Committee meeting is given hereunder:

Name of the Risk Management Committee Member	No. of meetings attended
Mr. Kewalchand P. Jain	2 of 2
Mr. Hemant P. Jain	2 of 2
Mr. Nimish G. Pandya	2 of 2
Mr. Abhijit B. Warange	2 of 2
Mr. Bhavin Sheth	2 of 2

### IX. INVESTMENT COMMITTEE

#### Composition of Committee:

The Investment Committee comprises of the following members:

Mr. Kewalchand P. Jain , Chairman & Managing Director	Chairman
Mr. Hemant P. Jain, Joint Managing Director	Member
Mr. Dinesh P. Jain, Whole-time Director	Member
Mr. Vikas P. Jain, Whole-time Director	Member

The Investment Committee is responsible for investing idle funds of the Company not immediately required for the business of the company and to monitor the investments made for the benefit of the Company.

#### Meetings of the Investment Committee:

During the year ended March 31, 2022, Two (2) Investment Committee meetings were held on May 11, 2021 and November 6, 2021. The attendance of Investment Committee meeting is given hereunder:

Name of the Investment Committee Member	No. of meetings attended
Mr. Kewalchand P. Jain	2 of 2
Mr. Hemant P. Jain	2 of 2
Mr. Dinesh P. Jain	2 of 2
Mr. Vikas P. Jain	2 of 2

### X. BORROWING COMMITTEE

#### Composition of Committee:

The Borrowing Committee comprises of the following members:

Mr. Kewalchand P. Jain , Chairman & Managing Director	Chairman
Mr. Hemant P. Jain, Joint Managing Director	Member
Mr. Dinesh P. Jain, Whole-time Director	Member
Mr. Vikas P. Jain, Whole-time Director	Member

Role and Responsibilities of the Committee includes the following:

The Committee is responsible for considering the need of borrowing and utilization of the borrowed fund to meet various requirements of the Company. It is also responsible to determine and balance the debt and equity ratio for the benefit of the Company.

#### Meetings of the Borrowing Committee:

During the year ended March 31, 2022, Four (4) Borrowing Committee meetings were held on May 17, 2021, September 22, 2021, December 7, 2021 and January 28, 2022. The attendance of Borrowing Committee meeting is given hereunder:

Name of the Borrowing Committee Member	No. of meetings attended
Mr. Kewalchand P. Jain	4 of 4
Mr. Hemant P. Jain	4 of 4
Mr. Dinesh P. Jain	4 of 4
Mr. Vikas P. Jain	4 of 4

### XI. INDEPENDENT DIRECTORS MEETING

During the year under review, the Independent Directors met on March 23, 2022 inter alia, to discuss:

- Evaluation of performance of Non-Independent Directors and the Board of Directors as a whole;
- Evaluation of performance of the Chairman of the Company, taking into account the views of the Executive and Non-Executives Directors;
- Evaluation of the quality, content and timelines of flow of information between the Management and the Board that is necessary for the Board to effectively and reasonably perform its duties.

The Directors were satisfied with the evaluation results, which reflected the overall engagement of the Board and its Committees with the Company.

### XII. GENERAL BODY MEETINGS

Location, time and date where the three immediately preceding Annual General Meetings of the company were held are given below:

Financial Year	Day & Date	Time	Venue
2018-19	Wednesday, September 18, 2019	12.00 noon	M. C. Ghia Hall, Bhogilal Hargovindas Buiding, 4 <sup>th</sup> floor, 18/20, Kaikhushru Dubash Marg (Behind Prince of Wales Museum), Mumbai – 400 001
2019-20	Tuesday, September 15, 2020	12.00 noon	Deemed Venue i.e Kewal Kiran Estate, 460/7, I. B. Patel Road, Goregaon East, Mumbai – 400 063
2020-21	Wednesday, September 15 2021	12.00 noon	Deemed Venue i.e Kewal Kiran Estate, 460/7, I. B. Patel Road, Goregaon East, Mumbai – 400 063

#### Special Resolutions passed in previous three Annual General Meetings:

**28<sup>th</sup> Annual General Meeting:** At this meeting one (1) Special Resolution was passed by the members of the Company. This special resolution was with regard to appointment and remuneration of Mr. Kewalchand P. Jain as the Managing Director of the Company.

**29<sup>th</sup> Annual General Meeting:** At this meeting there were no Special Resolutions passed by the members of the Company.

**30<sup>th</sup> Annual General Meeting:** At this meeting four (4) Special Resolutions were passed by the members of the Company. These special resolutions were with regard to:

- Revision of the remuneration payable to Mr. Kewalchand P. Jain (DIN - 00029730), Chairman & Managing Director of the Company.
- Designate Mr. Hemant Jain (DIN – 00029822) as Joint Managing Director of the company and revise the remuneration payable to Mr. Jain as Joint Managing Director of the Company.
- Revision of the remuneration payable to Mr. Dinesh P. Jain (DIN – 00327277), Wholetime Director of the Company.
- Revision of the remuneration payable to Mr. Vikas P. Jain (DIN – 00029901), Wholetime Director of the Company.

Special Resolutions whether passed by Postal Ballot:-

No special resolution was passed by postal ballot in the last year and no special resolution is proposed to be conducted through postal ballot.

However during the year following two Ordinary resolutions were passed through postal Ballot –

- i) Increase in Authorised Share Capital and consequent amendment to Memorandum of Association of the Company and
- ii) Issue of Bonus Shares

Mr. Ummedmal P. Jain, Practicing Company Secretary (CP no. 2235) of M/s. U. P. Jain & Co, was appointed as the scrutinizer for carrying out the postal ballot through remote e-voting process in a fair and transparent manner.

#### Procedure for Postal Ballot:

In compliance with Sections 108, 110 and other applicable provisions of the Companies Act, 2013 read with the Rules issued thereunder, the Company provided electronic voting (e-voting) facility to all its members. The Company engaged the services of Link Intime India Pvt. Ltd for the purpose of providing remote e-voting facility to all its members. Pursuant to Circular No. 14/2020 dated April 08, 2020, Circular No.17/2020 dated April 13, 2020 and Circular No. 22/2020 dated June 15, 2020, 33/2020 dated September 28, 2020 and 39/2020 dated December 31, 2020 and 10/2021 dated June 23, 2021 issued by Ministry of Corporate Affairs (MCA) the Postal Ballot Notice was sent only through electronic mode to those members whose e-mail address was registered with the Company or the Depository Participant(s). In terms of the aforesaid MCA Circulars, physical copy of Postal Ballot Notice along with Postal Ballot Forms and pre-paid business reply envelope was not sent to the members. The Company also published a notice in the newspapers declaring the details of completion of dispatch and other requirements under the Secretarial Standards issued by Institute of Company Secretaries of India, Companies Act, 2013 and the Rules made thereunder.

Voting rights were reckoned on the paid up value of shares of the Company registered in the names of the shareholders as on the cut – off date. Members desiring to exercise their votes by electronic mode were requested to vote through remote e-voting only before the close of business hours on the last date of e-voting.

The Scrutinizer submitted his report to the Company Secretary authorised by the Chairman, after the completion of scrutiny and the results of the voting by postal ballot were then announced by the Company Secretary of the Company. The results were displayed on the website of the Company ([www.kewalkiran.com](http://www.kewalkiran.com)).

[www.kewalkiran.com](http://www.kewalkiran.com)), besides being communicated to the Stock Exchanges and e-voting website of [www.instavote.linkintime.co.in](http://www.instavote.linkintime.co.in)

### XIII. MEANS OF COMMUNICATION

The Quarterly, Half Yearly and Annual Financial Results of the company are published in the newspaper in India which include The Free Press Journal and Navshakti. The financial results and other information are displayed on the company's website viz. [www.kewalkiran.com](http://www.kewalkiran.com). The company also displays official news releases on its website for the information of its shareholders/investors. Even presentations made to institutional investors have been hosted on the website of the company.

The company does not have the system of intimating shareholders individually of its quarterly results. However, investors/shareholders desirous of getting the quarterly audited results are given copies thereof after consideration of results by the Board and publication in newspapers.

The Management discussion and Analysis Report forms a part of the Annual Report.

### XIV. GENERAL SHAREHOLDERS' INFORMATION

#### a) Annual General Meeting:

Day, Date and Time : Tuesday, September 6, 2022 at Deemed Venue i.e Kewal Kiran Estate, 460/7, I. B. Patel Road, Goregaon East, Mumbai – 400 063 AT 12 Noon

Mode : Video Conference and other audio visual mode

#### b) Financial Year: April 1, 2021 to March 31, 2022

#### c) Dividend payment date : NA

**Dates of Book Closure :** Wednesday, August 31, 2022 to Tuesday, September 6, 2022

#### d) Listing on Stock Exchanges:

The Equity Shares of the company got listed on April 13, 2006 and continue to be listed at the following Stock Exchanges: –

The BSE Limited, Mumbai, Phiroze Jeejeebhoy Towers, Dalal Street, Mumbai: 400 001.

National Stock Exchange of India Limited, Exchange Plaza, Bandra Kurla Complex, Bandra (E), Mumbai: 400 051.

#### Note:

Listing fees as applicable has been paid to both the stock exchanges i.e BSE Limited and National Stock Exchange of India Limited.

#### e) Stock Code/Symbol:

The BSE Limited: 532732

The National Stock Exchange of India Limited: KKCL

ISIN No.: INE401H01017

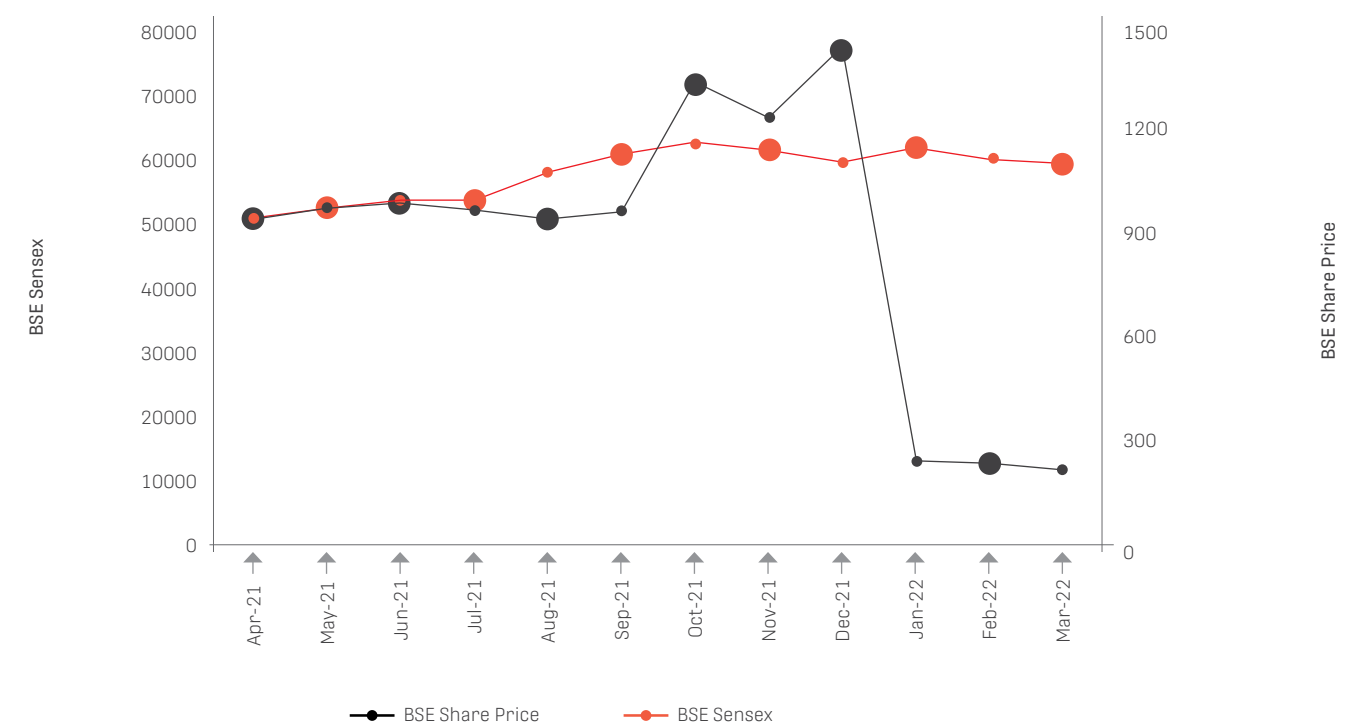
#### f) Market Price Data:

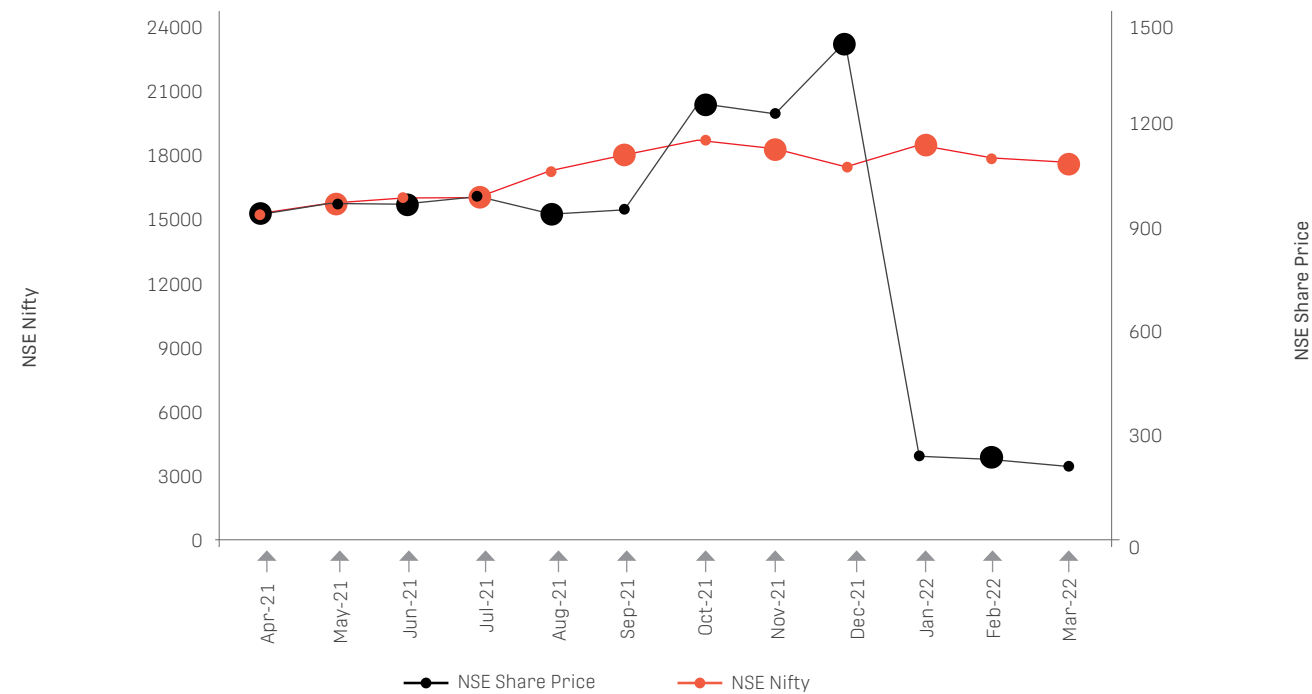
The monthly high and low quotations of the company's shares traded on the BSE Limited and the National Stock Exchange of India Limited during the financial year 2021-2022 are as under:

Months	BSE		NSE	
	High (₹ Per share)	Low (₹ Per share)	High (₹ Per share)	Low (₹ Per share)
April 21	950.00	796.00	947.70	801.60
May 21	975.80	784.60	980.80	804.00
June 21	989.00	858.50	976.00	853.60
July 21	970.15	870.00	999.00	871.60
August 21	945.25	767.00	948.00	773.60
September 21	963.75	791.00	960.00	803.00
October 21	1344.00	905.05	1269.00	910.75
November 21	1239.05	1073.05	1239.40	1074.00
December 21*	1446.00	222.00	1447.60	222.00
January 22	243.00	213.85	243.25	214.25
February 22	234.95	186.50	235.00	186.25
March 22	215.15	195.00	215.65	195.20

\* The Company had allotted bonus shares in the ratio of 4:1 (4 Equity Shares for 1 Equity Share held) on December 20, 2021.

#### g) Performance in comparison to broad based indices:





**h) Suspension of securities from trading –**  
Not Applicable

**i) Registrar & Share Transfer Agents:**  
Link Intime India Private Limited  
C-101, 247 Park,  
L.B.S. Marg, Vikhroli (West),  
Mumbai-400083  
Tel: +91 22 49186000  
Fax: +91 22 49186060  
Email: [mumbai@linkintime.co.in](mailto:mumbai@linkintime.co.in)  
Website: [www.linkintime.co.in](http://www.linkintime.co.in)

**k) Distribution Pattern of shareholding as on March 31, 2022:**

No of equity shares	Number of shareholders	% of shareholders	Number of shares held	% of shareholding
1-500	27120	91.69	2395238	3.89
501-1000	1074	3.64	853830	1.39
1001-2000	558	1.89	834059	1.36
2001-3000	307	1.03	750248	1.22
3001-4000	107	0.36	389718	0.63
4001-5000	109	0.36	513705	0.83
5001-10000	154	0.52	1116842	1.81
10001 & above	152	0.51	54771545	88.87
<b>Total</b>	<b>29581</b>	<b>100</b>	<b>61625185</b>	<b>100</b>

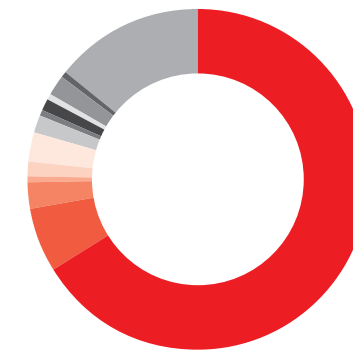
**j) Share Transfer System:**

Share transfers are processed and share certificates duly endorsed are delivered within a period of fifteen days from the date of receipt, subject to documents being valid and complete in all respects. The Board has delegated the authority for approving transfer, transmission, etc. of the Company's securities to the Share Transfer Committee. The Company obtains from a Company Secretary in Practice yearly certificate of compliance with the share transfer formalities as required under Regulation 40(9) of SEBI (Listing Obligations and Disclosure Requirements) Regulations, 2015 and files a copy of the said certificates with stock exchange(s).

**Shareholding Pattern as on March 31, 2022:**

Category	No. of Shares	% to total
Indian Promoters	45757365	74.25
Mutual Funds	3705807	6.02
Foreign Portfolio Investor(Corporate)	1020689	1.66
Investor Education and Protection Fund (IEPF)	2015	0.00
NRI	202782	0.32
Bodies Corporate	1081148	1.76
Limited Liability Partnership	516307	0.84
Independent Director	1680	0.00
Clearing Members	71445	0.11
Office Bearers	3950	0.00
HUFs	611417	1.00
NBFC'S Registered With RBI	110	0.00
Public	8650470	14.04
<b>Total</b>	<b>61625185</b>	<b>100.00</b>

**Shareholding Pattern graph as on March 31, 2022**



Indian Promoters	74.25
Mutual Funds	6.02
Foreign Portfolio Investor(Corporate)	1.66
Investor Education and Protection Fund (IEPF)	0.00
NRI	0.32
Bodies Corporate	1.76
Limited Liability Partnership	0.84
Independent Director	0.00
Clearing Members	0.11
Office Bearers	0.00
HUFs	1.00
NBFC'S Registered With RBI	0.00
Public	14.04

**l) Dematerialisation of Equity Shares:**

The shares of the company are compulsorily traded in dematerialised form and are available for trading under both the Depository Systems –NSDL (National Securities Depository Limited) and CDSL (Central Depository Services (India) Limited). 99.99% of total equity shares of the company are held in dematerialised form with NSDL & CDSL as on March 31, 2022.

**Liquidity:-**

Kewal Kiran Clothing Limited's shares are actively traded on BSE Limited and The National Stock Exchange of India Limited.

**m) Outstanding GDRS/ADRS/Warrants or any Convertible Instruments conversion date and likely impact on equity:**

The company has not issued any GDRS/ADRS/Warrants or any Convertible Instruments.

**n) Commodity price risk or foreign exchange risk and hedging activities:**

Your Company is not having much exposure to foreign exchange and there is a natural hedging partly available in terms of exports made by the company.

In respect of price risk of raw material used for manufacturing purposes the same is taken care of as per industry requirements.

**o) Plant Locations:**

**Vapi**

Plot No. 787/1/2A/3, 40, shed  
IInd Phase, G.I.D.C  
Vapi: 396 195  
Gujarat

**Daman**

697/3/5/5A/8/9/12/13, Near Maharani Estate,  
Somnath Road, Dhabel  
Daman: 396 210

**Mumbai**

Synthofine Estate,  
Opp Virwani Industrial Estate  
Goregaon (East), Mumbai: 400 063  
71-73, Kasturchand Mill Estate  
Bhawani Shankar Road,  
Dadar (West), Mumbai; 400 028

**p) Address for Investor Correspondence:**

Shareholding related queries  
Link Intime India Private Limited  
C-101, 247 Park,  
L.B.S. Marg, Vikhroli (West),  
Mumbai-400083  
Tel: +91 22 49186000  
Fax: +91 22 49186060  
Email: [mumbai@linkintime.co.in](mailto:mumbai@linkintime.co.in)  
Website: [www.linkintime.co.in](http://www.linkintime.co.in)

General Correspondence  
Kewal Kiran Estate,  
460/7, I.B. Patel Raod,  
Adjacent to Western Express Highway  
Goregaon (East), Mumbai: 400 063  
Tel: +91 22 26814400  
Fax: +91 22 26814410  
Email: [info@kewalkiran.com](mailto:info@kewalkiran.com)  
Website: [www.kewalkiran.com](http://www.kewalkiran.com)

An exclusive email address, [grievanceredressal@kewalkiran.com](mailto:grievanceredressal@kewalkiran.com) for redressal of investor complaints has been created and the same is available on company's website [www.kewalkiran.com](http://www.kewalkiran.com)

**q) Credit ratings obtained by the entity along with any revisions thereto during the relevant financial year:**

CRISIL, India's leading Ratings, Research, Risk and policy Advisory Company has assigned 'AA- / Stable' rating for the banking facilities of the company.

**XV. OTHER DISCLOSURES**

- a. The Register of Contracts containing the transactions in which Directors are interested is placed before the Board regularly for its approval. There are no materially significant Related Party Transactions which have potential conflict with the interest of the company at large. Transactions with related parties are disclosed separately in note no. 2.41 to the financial statements.
- b. No penalties or strictures have been imposed on the company by the Stock Exchanges or SEBI or any other Statutory Authority on any matter related to capital market during the last three years.
- c. The Company has adopted the Vigil Mechanism/ Whistle Blower Policy pursuant to Section 177(9) of the Companies Act, 2013 and Regulation 22 of SEBI (Listing Obligations and Disclosure Requirements) Regulations, 2015 under which the Directors and employees can report to the management about the unethical behavior, fraud or violation of Company's Code of Conduct. The mechanism provides for adequate safeguards against victimization of employees and Directors who use such mechanism and makes provision for direct access to the Chairman of the Audit Committee in exceptional cases. The Board hereby confirms that no personnel have been denied access to the Audit Committee.
- d. The company has complied with all the mandatory requirements of SEBI (Listing Obligations and Disclosure Requirements) Regulations, 2015 including Regulation 17 to 27 and clauses (b) to (i) of sub-regulation (2) of regulation 46 of SEBI (Listing Obligations and Disclosure Requirements) Regulations, 2015.

Adoption of non mandatory requirements of SEBI (Listing Obligations and Disclosure Requirements) Regulations, 2015 is reviewed by the Board from time to time.

- e. The company has one subsidiary and the web link of policy for determining 'material' subsidiaries is <https://kewalkiran.com>.
- f. The Company has adopted a Related Party Transaction policy, as recommended by the audit Committee pursuant to Regulation 23 of SEBI (Listing Obligations and Disclosure Requirements) Regulations, 2015. The policy on Related Party transactions as approved by the Board of Directors has been uploaded on the website of the Company. The web-link to the Related Party Policy is <https://kewalkiran.com>
- g. Disclosure of commodity price risks and commodity hedging activities – Your Company is not having much exposure to foreign exchange and there is a natural hedging partly available in terms of exports made by the company.
- h. The Company did not raise any funds through preferential allotment or qualified institutions placement during the year under review.
- i. None of the directors on the board of the company have been debarred or disqualified from being appointed or continuing as directors of companies by the Board/Ministry of Corporate Affairs or any such statutory authority. A Certificate from practicing company secretary, U.P. Jain & Co. to that effect is annexed to this Report.
- j. In the preparation of the financial statement, the Company has followed the Accounting Standard referred to in Section 133 of the Companies Act 2013. The significant accounting policies which are consistently applied are set out in the notes to the financial statements. The board had accepted all recommendations of committees of the board which were mandatorily required, in the relevant financial year.
- k. Total fees for all services paid by the company, on a consolidated basis, to the statutory auditor and all entities in the network firm/network entity of which the statutory auditor is a part is - ₹ 27,79,000/- debited to profit and loss.
- l. Disclosures in relation to the Sexual Harassment of Women at Workplace (Prevention, Prohibition and Redressal) Act, 2013:
  - a. Number of complaints filed during the financial year - 0
  - b. Number of complaints disposed of during the financial year – 0
  - c. Number of complaints pending as on end of the financial year – 0

The Company has not provided Loans and advance to any firms/companies in which director are interested.

In terms of Regulation 17(8) of the SEBI (Listing Obligations and Disclosure Requirements) Regulations, 2015 Mr. Kewalchand P. Jain, Chairman & Managing Director has furnished certificate to the Board in the prescribed format for the year ended March 31, 2022.

The Company has formulated policy on archival and preservation of documents in terms of Regulation 9 of SEBI (Listing Obligations and Disclosure Requirements) Regulations, 2015.

The Company has formulated policy for determination of materiality of event in terms of Regulation 30 of SEBI (Listing Obligations and Disclosure Requirements) Regulations, 2015.

**ANNEXURE TO CORPORATE GOVERNANCE**

**(A) DETAILS OF OTHER DIRECTORSHIPS AND COMMITTEE MEMBERSHIPS OF ALL DIRECTORS**

**[1] BODIES CORPORATE OF WHICH MR. KEWALCHAND P. JAIN IS A CHAIRMAN/DIRECTOR**

NAME OF THE COMPANY	BOARD POSITION HELD
Enlighten Lifestyle Limited	Chairman
Kewal Kiran Management Consultancy Limited	Chairman
Kewal Kiran Media and Communication Limited	Chairman
Kewal Kiran Realtors and Infrastructures Private Limited	Chairman
Kewal Kiran Finance Private Limited	Chairman
White Knitwears Private Limited	Director
Lord Gautam Charitable Foundation	Chairman
Porwal Jain Foundation	Director
K-Lounge Lifestyle Limited	Director

**COMMITTEE MEMBERSHIPS**

NAME OF THE COMPANY	Name of the Committee	POSITION HELD
Kewal Kiran Clothing Limited	Stakeholders Relationship and Shareholder/ Investors Grievance Committee	Member

**[2] BODIES CORPORATE OF WHICH MR. HEMANT P. JAIN IS A CHAIRMAN/ DIRECTOR**

NAME OF THE COMPANY	BOARD POSITION HELD
Enlighten Lifestyle Limited	Director
Kewal Kiran Management Consultancy Limited	Director
Kewal Kiran Media and Communication Limited	Director
Kewal Kiran Realtors and Infrastructures Private Limited	Director
Kewal Kiran Finance Private Limited	Director
White Knitwears Private Limited	Director
Lord Gautam Charitable Foundation	Director
K-Lounge Lifestyle Limited	Director

**COMMITTEE MEMBERSHIPS**

NAME OF THE COMPANY	Name of the Committee	POSITION HELD
Kewal Kiran Clothing Limited	Stakeholders Relationship and Shareholder/ Investors Grievance Committee	Member

**[3] BODIES CORPORATE OF WHICH MR. DINESH P. JAIN IS A CHAIRMAN/DIRECTOR**

NAME OF THE COMPANY	BOARD POSITION HELD
Enlighten Lifestyle Limited	Director
Kewal Kiran Management Consultancy Limited	Director
Kewal Kiran Media and Communication Limited	Director
Synthofine Chemicals of India Limited	Director
Kewal Kiran Realtors and Infrastructures Private Limited	Director
Kewal Kiran Finance Private Limited	Director
Lord Gautam Charitable Foundation	Director
K-Lounge Lifestyle Limited	Director



**[4] BODIES CORPORATE OF WHICH MR. VIKAS P. JAIN IS A CHAIRMAN / DIRECTOR**

NAME OF THE COMPANY	BOARD POSITION HELD
Enlighten Lifestyle Limited	Director
Kewal Kiran Management Consultancy Limited	Director
Kewal Kiran Media and Communication Limited	Director
Kewal Kiran Realtors and Infrastructures Private Limited	Director
Kewal Kiran Finance Private Limited	Director
Lord Gautam Charitable Foundation	Director
K-Lounge Lifestyle Limited	Director

**[5] BODIES CORPORATE OF WHICH MR. YOGESH A. THAR IS A CHAIRMAN/ DIRECTOR**

NAME OF THE COMPANY	BOARD POSITION HELD
NIL	NIL

**COMMITTEE MEMBERSHIPS**

NAME OF THE COMPANY	Name of the Committee	POSITION HELD
Kewal Kiran Clothing Limited	Audit Committee	Chairman

**[6] BODIES CORPORATE OF WHICH DR. PRAKASH A. MODY IS A CHAIRMAN/ DIRECTOR**

NAME OF THE COMPANY	BOARD POSITION HELD
Unichem Laboratories Limited	Chairman & Managing Director
Unichem Pharmaceuticals (USA) Inc.	Director
SPM International Private Limited	Director

**COMMITTEE MEMBERSHIPS:**

NAME OF THE COMPANY	Name of the Committee	POSITION HELD
Unichem Laboratories Limited	Stakeholder Relationship Committee	Member

**[7] BODIES CORPORATE OF WHICH MR. NIMISH G. PANDYA IS A CHAIRMAN/ DIRECTOR**

NAME OF THE COMPANY	BOARD POSITION HELD
NIL	NIL

**COMMITTEE MEMBERSHIPS**

NAME OF THE COMPANY	Name of the Committee	POSITION HELD
Kewal Kiran Clothing Limited	Stakeholders Relationship and Shareholder/ Investors Grievance Committee	Chairman
Kewal Kiran Clothing Limited	Audit Committee	Member

**[8] BODIES CORPORATE OF WHICH MS. DRUSHTI R. DESAI IS A CHAIRMAN/DIRECTOR**

NAME OF THE COMPANY	BOARD POSITION HELD
Chemfab Alkalis Limited (Formerly known as Teamec Chlorates Limited)	Director
Narmada Gelatines Limited	Director
Kruti Finance and Holdings Private Limited	Director

**COMMITTEE MEMBERSHIPS**

NAME OF THE COMPANY	Name of the Committee	POSITION HELD
Kewal Kiran Clothing Limited	Audit Committee	Member
Narmada Gelatines Limited	Audit Committee	Member
Chemfab Alkalis Limited (Formerly known as Teamec Chlorates Limited)	Audit Committee	Chairman
Chemfab Alkalis Limited (Formerly known as Teamec Chlorates Limited)	Stakeholder Relationship Committee	Chairman

**ANNEXURE TO CORPORATE GOVERNANCE  
CERTIFICATE OF NON-DISQUALIFICATION OF DIRECTORS**

(Pursuant to Regulation 34(3) and Schedule V Para C clause (10) (i) of the SEBI (Listing Obligations and Disclosure Requirements) Regulations, 2015)

To,  
The Members of  
**Kewal Kiran Clothing Limited**  
Kewal Kiran Estate, 460/7, I. B. Patel Road,  
Near Western Express Highway,  
Goregaon (East),  
Mumbai – 400063

We have examined the relevant registers, records, forms, returns and disclosures received from the Directors of Kewal Kiran Clothing Limited having CIN: L18101MH1992PLC065136 and having registered office at Kewal Kiran Estate, 460/7, I. B. Patel Road, Near Western Express Highway, Goregaon (East), Mumbai-400063 (hereinafter referred to as 'the Company'), produced before us by the Company for the purpose of issuing this Certificate, in accordance with Regulation 34(3) read with Schedule V Para-C Sub clause 10(i) of the Securities Exchange Board of India (Listing Obligations and Disclosure Requirements) Regulations, 2015.

In our opinion and to the best of our information and according to the verifications (including Directors Identification Number (DIN) status at the portal (www.mca.gov.in) as considered necessary and explanations furnished to us by the Company & its officers, We hereby certify that none of the Directors on the Board of the Company as stated below for the Financial Year ending on 31<sup>st</sup> March, 2022 have been debarred or disqualified from being appointed or continuing as Directors of companies by the Securities and Exchange Board of India, Ministry of Corporate Affairs, or any such other Statutory Authority.

SR. NO.	NAME OF DIRECTOR	DIN	DATE OF APPOINTMENT IN COMPANY
1	PRAKASH AMRUT MODY	00001285	14/11/2005
2	KEWALCHAND PUKHRAJ JAIN	00029730	30/01/1992
3	HEMANT PUKHRAJ JAIN	00029822	30/01/1992
4	VIKAS PUKHRAJ JAIN	00029901	02/10/1997
5	DRUSHTI RAHUL DESAI	00294249	23/07/2014
6	NIMISH GULABRAI PANDYA	00326966	14/11/2005
7	DINESH PUKHRAJ JAIN	00327277	02/10/1997
8	YOGESH ARVIND THAR	02687466	13/02/2013

Ensuring the eligibility for the appointment / continuity of every Director on the Board is the responsibility of the management of the Company. Our responsibility is to express an opinion on this based on our verification. This certificate is neither an assurance as to the future viability of the Company nor of the efficiency or effectiveness with which the management has conducted the affairs of the Company.

For **U. P. JAIN & CO.**  
Company Secretaries

**Place:** Mumbai  
**Date:** May 11, 2022

[Ummedmal P. Jain]  
Proprietor

**UDIN: F003735D000300671**

**FCS: 3735 COP: 2235**

## CERTIFICATE OF COMPLIANCE WITH THE CODE OF CONDUCT

I, Kewalchand P. Jain, Chairman & Managing Director of the company, hereby declare that the company has adopted a Code of Conduct for its Board Members and Senior Management and a code for Independent Directors, in terms of Regulation 17(5) of SEBI (Listing Obligations and Disclosures Requirements) Regulations, 2015 and the Board Members and Senior Management have affirmed compliance with the said Code of Conduct of board of directors and senior management.

For and on behalf of the Board

**Kewalchand P. Jain**  
Chairman & Managing Director  
(DIN :- 00029730)

Place: Mumbai  
Date: May 11, 2022

Certificate No.: 0503/2022/HeRa

## AUDITORS' CERTIFICATE ON CORPORATE GOVERNANCE

To the Members of  
**Kewal Kiran Clothing Limited**

1. We have examined the compliance of conditions of Corporate Governance by Kewal Kiran Clothing Limited (the 'Company'), for the year ended March 31, 2022, as per the relevant provisions of the Securities and Exchange Board of India (Listing Obligations and Disclosure Requirements) Regulations, 2015 as amended ('Listing Regulations').

### Management's Responsibility

2. The compliance of conditions of Corporate Governance is the responsibility of the management. This responsibility includes the design, implementation and maintenance of internal control and procedures to ensure the compliance with the conditions of the Corporate Governance stipulated in Listing Regulations.

### Auditor's Responsibility

3. Our responsibility is limited to examining the procedures and implementation thereof, adopted by the Company for ensuring compliance with the conditions of Corporate Governance. It is neither an audit nor an expression of opinion on the financial statements of the Company.
4. We have examined the books of account and other relevant records and documents maintained by the Company for the purposes of providing reasonable assurance on the compliance with Corporate Governance requirements by the Company.
5. We have carried out an examination of the relevant records of the Company in accordance with the Guidance Note on Certification of Corporate Governance issued by the Institute of the Chartered Accountants of India, the Standards on Auditing specified under Section 143(10) of the Companies Act 2013, in so far as applicable for the purpose of this certificate and as per the Guidance Note on Reports or Certificates for Special Purposes issued by the ICAI which requires that we comply with the ethical requirements of the Code of Ethics issued by the ICAI.
6. We have complied with the relevant applicable requirements of the Standard on Quality Control (SQC) 1, Quality Control for Firms that Perform Audits and Reviews of Historical Financial Information, and Other Assurance and Related Services Engagements.

### Opinion

7. Based on our examination of the relevant records and according to the information and explanations given to us, we certify that the Company has generally complied with the conditions of Corporate Governance as stipulated in the above-mentioned Listing Regulations.
8. We further state that such compliance is neither an assurance as to the future viability of the Company nor the efficiency or effectiveness with which the management has conducted the affairs of the Company.

For **Khimji Kunverji & Co LLP**  
Chartered Accountants  
FRN: 105146W/W100621

**Hasmukh Dedhia**  
Partner  
Membership No.: 33494  
UDIN: 22033494AITYKN8426

Place: Mumbai  
Date: 11<sup>th</sup> May 2022





To  
The Members of  
**Kewal Kiran Clothing Limited**

## Report on the audit of the Standalone Financial Statements

### Opinion

- We have audited the accompanying standalone Ind AS Financial Statements of Kewal Kiran Clothing Limited ("the Company"), which comprise the standalone balance sheet as at March 31, 2022, and the standalone statement of profit and loss (including other comprehensive income), standalone statement of changes in equity and standalone statement of cash flows for the year then ended, and notes to the standalone Financial Statements, including a summary of significant accounting policies and other explanatory information ("the Standalone Financial Statements").
- In our opinion and to the best of our information and according to the explanations given to us, the aforesaid Standalone Financial Statements give the information required by the Companies Act, 2013 ("Act") in the manner so required and give a true and fair view in conformity with the accounting principles generally accepted in India, of the state of affairs of the Company as at March 31, 2022, and its profit and other comprehensive income, changes in equity and its cash flows for the year then ended.

### Basis for Opinion

- We conducted our audit in accordance with the Standards on Auditing ("SAs") specified under section 143(10) of the Act. Our responsibilities under those SAs are further described in the Auditor's Responsibilities for the Audit of the Standalone Financial Statements section of our report. We are independent of the Company in accordance with the Code of Ethics issued by the Institute of Chartered Accountants of India ("ICAI") together with the ethical requirements that are relevant to our audit of the Standalone Financial Statements under the provisions of the Act, and the rules thereunder, and we have fulfilled our other ethical responsibilities in accordance with these requirements and the Code of Ethics. We believe that the audit evidence we have obtained is sufficient and appropriate to provide a basis for our opinion on the Standalone Financial Statements.

### Key Audit Matters

- Key audit matters are those matters that, in our professional judgment, were of most significance in our audit of the Standalone Financial Statements of the year. We have determined that there are no key audit matters to be communicated in our report.

### Other Information

- The Company's Board of Directors are responsible for the other information. The other information comprises the information included in the

Company's annual report but does not include the Standalone Financial Statements and our auditors' report thereon. The Other Information is expected to be made available to us after the date of this auditor's report.

- Our opinion on the Standalone Financial Statements does not cover the other information and we do not express any form of assurance conclusion thereon.
- In connection with our audit of the Standalone Financial Statements, our responsibility is to read the other information and, in doing so, consider whether the other information is materially inconsistent with the Standalone Financial Statements, or our knowledge obtained in the audit or otherwise appears to be materially misstated. If, based on the work we have performed, we conclude that there is a material misstatement of this other information, we are required to report that fact.

### Management's responsibility for the Standalone Financial Statements

- The Company's Board of Directors is responsible for the matters stated in section 134(5) of the Act, with respect to the preparation of these Standalone Financial Statements that give a true and fair view of the state of affairs, profit and other comprehensive income, changes in equity and cash flows of the Company in accordance with the accounting principles generally accepted in India, including the Indian accounting standards ("Ind AS") specified under section 133 of the Act. This responsibility also includes maintenance of adequate accounting records in accordance with the provisions of the Act for safeguarding of the assets of the Company and for preventing and detecting frauds and other irregularities; selection and application of appropriate accounting policies; making judgments and estimates that are reasonable and prudent; and design, implementation and maintenance of adequate internal financial controls, that were operating effectively for ensuring the accuracy and completeness of the accounting records, relevant to the preparation and presentation of the Standalone Financial Statements that give a true and fair view and are free from material misstatement, whether due to fraud or error.
- In preparing the Standalone Financial Statements, the management is responsible for assessing the Company's ability to continue as a going concern, disclosing, as applicable, matters related to going concern and using the going concern basis of accounting unless the management either intends to liquidate the Company or to cease operations, or has no realistic alternative but to do so.
- The Board of Directors are also responsible for overseeing the Company's financial reporting process.

### Auditor's responsibilities for the audit of the Standalone Financial Statements

- Our objectives are to obtain reasonable assurance about whether the Standalone Financial Statements as a whole are free from material misstatement, whether due to fraud or error, and to issue an auditor's report that includes our opinion. Reasonable assurance is a high level of assurance but is not a guarantee that an audit conducted in accordance with SAs will always detect a material misstatement when it exists. Misstatements can arise from fraud or error and are considered material if, individually or in the aggregate, they could reasonably be expected to influence the economic decisions of users taken on the basis of these Standalone Financial Statements.
- As part of an audit in accordance with SAs, we exercise professional judgment and maintain professional scepticism throughout the audit. We also:
  - Identify and assess the risks of material misstatement of the Standalone Financial Statements, whether due to fraud or error, design and perform audit procedures responsive to those risks, and obtain audit evidence that is sufficient and appropriate to provide a basis for our opinion. The risk of not detecting a material misstatement resulting from fraud is higher than for one resulting from error, as fraud may involve collusion, forgery, intentional omissions, misrepresentations, or the override of internal control.
  - Obtain an understanding of internal control relevant to the audit in order to design audit procedures that are appropriate in the circumstances. Under section 143(3)(i) the Act, we are also responsible for expressing our opinion on whether the Company has adequate internal financial controls with reference to Standalone Financial Statements in place and the operating effectiveness of such controls.
  - Evaluate the appropriateness of accounting policies used and the reasonableness of accounting estimates and related disclosures made by the management.
  - Conclude on the appropriateness of the management's use of the going concern basis of accounting and, based on the audit evidence obtained, whether a material uncertainty exists related to events or conditions that may cast significant doubt on the Company's ability to continue as a going concern. If we conclude that a material uncertainty exists, we are required to draw attention in our auditor's report to the related disclosures in the Standalone Financial Statements or, if such disclosures are inadequate, to modify our opinion. Our conclusions are based on the audit evidence obtained up to the date of our auditor's report. However, future events or conditions may

cause the Company to cease to continue as a going concern.

- Evaluate the overall presentation, structure and content of the Standalone Financial Statements, including the disclosures, and whether the Standalone Financial Statements represent the underlying transactions and events in a manner that achieves fair presentation.
- We communicate with those charged with governance regarding, among other matters, the planned scope and timing of the audit and significant audit findings, including any significant deficiencies in internal control that we identify during our audit.
- We also provide those charged with governance with a statement that we have complied with relevant ethical requirements regarding independence, and to communicate with them all relationships and other matters that may reasonably be thought to bear on our independence, and where applicable, related safeguards.
- From the matters communicated with those charged with governance, we determine those matters that were of most significance in the audit of the Standalone Financial Statements of the current year and are therefore the key audit matters. We describe these matters in our auditor's report unless law or regulation precludes public disclosure about the matter or when, in extremely rare circumstances, we determine that a matter should not be communicated in our report because the adverse consequences of doing so would reasonably be expected to outweigh the public interest benefits of such communication.

### Report on Other Legal and Regulatory Requirements

- As required by the Companies (Auditor's Report) Order, 2020 ("the Order"), issued by the Central Government of India in terms of sub-section (11) of section 143 of the Act, we give in the "Annexure A" a statement on the matters specified in paragraphs 3 and 4 of the Order, to the extent applicable.
- As required by Section 143(3) of the Act, we report that:
  - We have sought and obtained all the information and explanations which to the best of our knowledge and belief were necessary for the purposes of our audit.
  - In our opinion, proper books of account as required by law have been kept by the Company so far as it appears from our examination of those books.
  - The standalone balance sheet, the standalone statement of profit and loss including other comprehensive income, the statement of changes in equity and the standalone cash flow statement dealt with by this Report are in agreement with the books of account.



- 17.4 In our opinion, the aforesaid Standalone Financial Statements comply with the Ind AS specified under Section 133 of the Act.
- 17.5 On the basis of the written representations received from the directors as on March 31, 2022 taken on record by the Board of Directors, none of the directors are disqualified as on March 31, 2022 from being appointed as a director in terms of Section 164(2) of the Act.
- 17.6 With respect to the adequacy of the internal financial controls with reference to Standalone Financial Statements of the Company and the operating effectiveness of such controls, refer to our separate Report in "Annexure B".
- 17.7 In our opinion and according to the information and explanations given to us, the remuneration paid by the Company to its directors during the year is in accordance with the provisions of Section 197 of the Act. The remuneration paid to any director is not in excess of the limit laid down under Section 197 of the Act.
18. With respect to the other matters to be included in the Auditor's Report in accordance with Rule 11 of the Companies (Audit and Auditors) Rules, 2014, in our opinion and to the best of our information and according to the explanations given to us:
- 18.1 The Company has disclosed the impact of pending litigations as at March 31, 2022 on its financial position in its Standalone Financial Statements – Refer Note 2.45 to the Standalone Financial Statements;
- 18.2 The Company did not have any long-term contracts including derivative contracts for which there were any material foreseeable losses.
- 18.3 There has been no delay in transferring amounts, required to be transferred, to the Investor Education and Protection Fund by the Company.
- 18.4 The management has represented to us, to the best of their knowledge, that no funds (which are material either individually or in aggregate) have been advanced or loaned or invested (either from borrowed funds or share premium or any other sources or kind of funds) by the Company to or in any other person(s) or entity(ies), including foreign entities ("Intermediaries"), with the understanding, whether recorded in writing or otherwise, that the Intermediary shall, whether, directly or indirectly lend or invest in other persons or entities identified in any manner whatsoever by or on behalf of the Company ("Ultimate Beneficiaries") or provide any guarantee, security or the like on behalf of the Ultimate Beneficiaries. Based on reasonable audit procedures adopted by us, nothing has come to our notice that such representation contains any material misstatement.
- 18.5 The management has also represented to us, to the best of their knowledge, that no funds (which are material either individually or in aggregate) have been received by the Company from any person(s) or entity(ies), including foreign entities ("Funding Parties"), with the understanding, whether recorded in writing or otherwise, that the Company shall, whether, directly or indirectly, lend or invest in other persons or entities identified in any manner whatsoever by or on behalf of the Funding Party ("Ultimate Beneficiaries") or provide any guarantee, security or the like on behalf of the Ultimate Beneficiaries. Based on reasonable audit procedures adopted by us, nothing has come to our notice that such representation contains any material misstatement.
- 18.6 In our opinion and according to the information and explanations given to us, the dividends declared and paid during the year the Company are in compliance with the provisions of Section 123 of the Act.

For **Khimji Kunverji & Co LLP**  
Chartered Accountants  
Firm Registration Number: 105146W/W100621

**Hasmukh B. Dedhia**  
Partner

Place: Mumbai  
Date: May 11, 2022

ICAI Membership No: 033494  
UDIN: 22033494AITXZD7968

- (Referred to in paragraph 16 under 'Report on Other Legal and Regulatory Requirements' section of our report of even date)
- i. (a) The Company has maintained proper records showing full particulars including quantitative details and situation of Property, Plant and Equipment ("PPE").
- The Company is maintaining proper records showing full particulars of intangible assets.
- (b) The Company has a regular programme of physical verification of its PPE by which all PPE are verified on yearly basis. In our opinion, this periodicity of physical verification is reasonable having regard to the size of the Company and the nature of its assets. Pursuant to the programme, PPE were physically verified by the management during the year. In our opinion, and according to the information and explanations given to us, no material discrepancies were noticed on such verification.
- (c) In our opinion and according to the information and explanations given to us and on the basis of our examination of the records of the Company, the title deeds of all the immovable properties (other than properties where the Company is the lessee and the lease agreements are duly executed in favor of the lessee) disclosed in the Financial Statements are held in the name of the Company.
- (d) In our opinion and according to the information and explanations given to us, the Company has not revalued its PPE (including Right of Use assets) or intangible assets or both during the year.
- (e) In our opinion and according to the information and explanations given to us and on the basis of our examination of the records of the Company, no proceedings have been initiated or are pending against the Company for holding any benami property under the Benami Transactions (Prohibition) Act, 1988 (45 of 1988) and rules made thereunder.
- ii. (a) In our opinion and according to the information and explanations given to us, the physical verification of inventories has been conducted at reasonable intervals by the management and the coverage and procedure of such verification by the management is appropriate. The discrepancies noticed on verification between the physical stocks and the book records have been properly dealt with in the books of account. In respect of inventories lying with third parties, periodic statements and/or links of portals of such third parties have been received and discrepancies therein were informed to be not material.
- (b) In our opinion and according to the information and explanations given to us, the Company has been sanctioned working capital limits in excess of rupees five crore, in aggregate, from banks or financial institutions which are secured on the basis of security of current assets. The quarterly returns or statements filed by the Company with such banks or financial institutions are observed to be in agreement or the same are duly reconciled with the books of account and records maintained by the Company.
- iii. (a) In our opinion and according to the information and explanations given to us, the Company has not provided any guarantee or security or granted any advances in the nature of loans, secured or unsecured, to companies, firms, Limited Liability Partnerships or any other parties during the year. During the year under report, the Company has made investments in the companies and granted unsecured loans to employees aggregating to ₹ 24.99 Lakhs, out of which balance as at the year then ended was ₹ 10.18 Lakhs.
- (b) In our opinion and according to the information and explanations given to us, the investments made, and the terms and conditions of the grant of all loans are not prejudicial to the Company's interest.
- (c) In our opinion and according to the information and explanations given to us, in respect of loans to the employees, the schedule of repayment of principal and payment of interest has been stipulated and the repayments or receipts are generally regular during the year.
- (d) No amount is overdue in respect of loans granted during the year.
- (e) In our opinion and according to the information and explanations given to us, neither loans have been renewed or extended nor any fresh loans have been granted to settle the overdue of existing loans.
- (f) The Company has not granted any loans or advances in the nature of loans to Promoters/ Related Parties (as defined in section 2(76) of the Act which are either repayable on demand or without specifying any terms or period of repayment.
- iv. In our opinion and according to the information and explanations given to us, the Company has not granted any loans, or given any guarantee or provided any securities covered under section 185 and 186 of the Act and in respect of investment made by the Company, the provisions of sections 185 and 186 of the Act have been complied with.
- v. In our opinion and according to the information and explanations given to us, the Company has not accepted any deposits or amounts which are deemed

to be deposits from the public during the year in terms of directives issued by the Reserve Bank of India or the provisions of Sections 73 to 76 or any other relevant provisions of the Act and the rules framed there under. Accordingly, paragraph 3(v) of the Order is not applicable to the Company.

vi. The maintenance of Cost records has not been specified by the Central Government under section 148(1) of the Act for the business activities carried out by the Company. Accordingly, paragraph 3(vi) of the Order is not applicable to the Company.

vii. (a) In our opinion and according to the information and explanations given to us, amounts deducted/accrued in the books of account in respect of undisputed statutory

(b) In our opinion and according to the information and explanations given to us, we report that the following statutory dues have not been deposited with the appropriate authorities on account of any dispute.

Name of the Statute	Nature of the Dues	Amount (₹)	Period to which the amount relates (A.Y)	Forum where dispute is pending	Remarks, if any
Income Tax, 1961	Income Tax and Interest	68,94,194	2005 – 06	Bombay HC (appeal filed by the department)	Adjusted against refund of AY 2007-08
Income Tax, 1961	Income Tax and Interest	11,33,190	2011 – 12	Appeal pending before Hon. CIT (Appeals)	-
Income Tax, 1961	Income Tax and Interest	13,47,960	2012 – 13	Appeal pending before Hon. CIT (Appeals)	-
Income Tax, 1961	Income Tax and Interest	22,69,700	2018 – 19	Appeal pending before Hon. CIT (Appeals)	-

viii. In our opinion and according to the information and explanations given to us and on the basis of our examination of the records of the Company, we have not come across any transactions recorded in the books of account which reflect income surrendered or disclosed during the year in the tax assessments under the Income Tax Act, 1961. Refer note no 2.47 to the Standalone Financial Statements.

ix. (a) In our opinion, the Company has not defaulted in repayment of loans or other borrowings to banks or in the payment of interest thereon. The Company has not taken any loan from financial institutions, government or debenture holders during the year.

(b) According to the information and explanations given to us and on the basis of our audit procedures, we report that the Company has not been declared willful defaulter by any bank or financial institution or government or any government authority or any other lender.

(c) In our opinion and according to the information and explanations given to us, the Company has not taken any term loan during the year. Accordingly, paragraph 3(ix)(c) is not applicable to the Company.

(d) According to the information and explanations given to us, and the procedures performed by us, and on an overall examination of the Financial

dues including Goods and Services Tax, provident fund, employees' state insurance, income-tax, sales-tax, service tax, duty of customs, duty of excise, value added tax, cess and any other statutory dues have generally been regularly deposited by the Company with the appropriate authorities.

According to the information and explanations given to us, no undisputed amounts payable in respect of provident fund, employees' state insurance, income-tax, Goods and Services Tax, duty of customs, cess and other material statutory dues were in arrears as at March 31, 2022 for a period of more than six months from the date they became payable.

Statements of the Company, we report that no funds raised on short-term basis have been used for long-term purposes by the Company.

(e) According to the information and explanations given to us and on an overall examination of the Financial Statements of the Company, we report that the Company has not taken any funds from any entity or person on account of or to meet the obligations of its subsidiary or joint venture.

(f) According to the information and explanations given to us and procedures performed by us, we report that the Company has not raised loans during the year on the pledge of securities held in its subsidiary or joint venture.

x. (a) The Company did not raise money by way of initial public offer or further public offer (including debt instruments) during the year.

(b) The Company has not made any preferential allotment or private placement of shares or fully or partly or optionally convertible debentures during the year.

xi. (a) In our opinion and according to the information and explanations given to us, there has been no fraud by the Company or any fraud on the Company that has been noticed or reported during the year.

(b) In our opinion and according to the information and explanations given to us, no report under sub-section (12) of section 143 of the Act has been filed by the auditors in Form ADT-4 as prescribed under rule 13 of Companies (Audit and Auditors) Rules, 2014 with the Central Government.

(c) As represented to us by the management, there are no whistle blower complaints received by the Company during the year.

xii. (a) In our opinion and according to the information and explanations given to us, the Company is not a Nidhi Company. Accordingly, paragraph 3(xii) of the Order is not applicable to the Company.

xiii. According to the information and explanations given to us and based on our examination of the records of the Company, transactions with the related parties are in compliance with Sections 177 and 188 of the Act where applicable and details of such transactions have been disclosed in the Standalone Financial Statements as required by the applicable accounting standards.

xiv. (a) In our opinion and based on our examination, the Company has an internal audit system commensurate with the size and nature of its business.

(b) We have considered, during the course of our audit the reports of Internal Auditor for the period under audit in accordance with the guidance provided in SA 610 "Using the work of Internal Auditors".

xv. According to the information and explanations given to us and in our opinion, during the year the Company has not entered into any non-cash transactions with its directors or persons connected with its directors. Accordingly, paragraph 3(xv) of the Order is not applicable to the Company.

xvi. (a) In our opinion, the Company is not required to be registered under Section 45-IA of the Reserve Bank of India Act, 1934. Accordingly, paragraph 3(xvi)(a) of the Order is not applicable to the Company.

(b) The Company has not conducted any Non-Banking Financial or Housing Finance activities. Accordingly, paragraph 3(xvi) (b) of the order is not applicable to the Company.

(c) The Company is not a CIC as defined in the Core Investment Companies (Reserve Bank) Directions, 2016. Accordingly, paragraph 3(xvi) (c) of the order is not applicable to the Company.

(d) In our opinion there is no core investment Company within the Group as defined in the Core Investment Companies (Reserve Bank) Directions, 2016. Accordingly, paragraph 3(xvi) (d) of the order is not applicable to the Company.

xvii. The Company has not incurred any cash losses in the financial year and in the immediately preceding financial year.

xviii. There has been no resignation of the statutory auditors during the year and accordingly paragraph 3(xviii) of the Order is not applicable.

xix. According to the information and explanations given to us and on the basis of the financial ratios, ageing and expected dates of realization of financial assets and payment of financial liabilities, other information accompanying the Financial Statements, our knowledge of the Board of Directors and management plans and based on our examination of the evidence supporting the assumptions, nothing has come to our attention, which causes us to believe that any material uncertainty exists as on the date of the audit report that the Company is not capable of meeting its liabilities existing at the date of balance sheet as and when they fall due within a period of one year from the balance sheet date.

xx. (a) According to information and explanations given to us and based on our examination of the records of the Company, it is not required to transfer any unspent amount pertaining to the year under report to a Fund specified in Schedule VII to the Companies Act, 2013 in compliance with second proviso to sub-section (5) of section 135 of the Act.

(b) There are no ongoing projects towards CSR during the year. Accordingly, paragraph 3(xx)(b) of the Order is not applicable to the Company.

xxi. In our opinion, the clause (xxi) of para 3 of the Order does not apply to Standalone Financial Statements.

For **Khimji Kunverji & Co LLP**

Chartered Accountants

Firm Registration Number: 105146W/W100621

**Hasmukh B. Dedhia**

Partner

Place: Mumbai  
Date: May 11, 2022

ICAI Membership No: 033494  
UDIN: 22033494AITXZD7968



(Referred to in paragraph 17.6 under 'Report on Other Legal and Regulatory Requirements' section of our report of even date)

**Report on the Internal Financial Controls with reference to the aforesaid Standalone Financial Statements under Clause (j) of Sub-section 3 of Section 143 of the Companies Act, 2013.**

**Opinion**

1. We have audited the internal financial controls with reference to the Standalone Financial Statements of Kewal Kiran Clothing Limited ("the Company") as at March 31, 2022 in conjunction with our audit of the Standalone Financial Statements of the Company for the year ended on that date.
2. In our opinion, the Company has, in all material respects, an adequate internal financial controls with reference to the Standalone Financial Statements and such internal financial controls were operating effectively as at March 31, 2022, based on the internal controls over financial reporting criteria established by the Company considering the essential components of internal control stated in the Guidance Note on Audit of Internal Financial Controls Over Financial Reporting issued by the Institute of Chartered Accountants of India ("the Guidance Note").

**Management's responsibility for Internal Financial Controls**

3. The Company's management is responsible for establishing and maintaining internal financial controls based on the internal controls over financial reporting criteria established by the Company considering the essential components of internal control stated in the Guidance Note. These responsibilities include the design, implementation and maintenance of adequate internal financial controls that were operating effectively for ensuring the orderly and efficient conduct of its business, including adherence to the Company's policies, the safeguarding of its assets, the prevention and detection of frauds and errors, the accuracy and completeness of the accounting records, and the timely preparation of reliable financial information, as required under the Act.

**Auditor's responsibility**

4. Our responsibility is to express an opinion on the Company's internal financial controls with reference to the Standalone Financial Statements based on our audit. We conducted our audit in accordance with the Guidance Note and the Standards on Auditing ("SA"), prescribed under section 143(10) of the Act, to the extent applicable to an audit of internal financial controls with reference to the Standalone Financial Statements. Those SAs and the Guidance Note require

that we comply with the ethical requirements and plan and perform the audit to obtain reasonable assurance about whether adequate internal financial controls with reference to the Standalone Financial Statements were established and maintained and whether such controls operated effectively in all material respects.

5. Our audit involves performing procedures to obtain audit evidence about the adequacy of the internal financial controls system with reference to the Standalone Financial Statements and their operating effectiveness. Our audit of internal financial controls with reference to the Standalone Financial Statements included obtaining an understanding of internal financial controls with reference to the Standalone Financial Statements, assessing the risk that a material weakness exists, and testing and evaluating the design and operating effectiveness of internal control based on the assessed risk. The procedures selected depend on the auditor's judgement, including the assessment of the risks of material misstatement of the Standalone Financial Statements, whether due to fraud or error.
6. We believe that the audit evidence we have obtained is sufficient and appropriate to provide a basis for our audit opinion on the Company's internal financial controls with reference to the Standalone Financial Statements.

**Meaning of Internal Financial Controls with reference to the Standalone Financial Statements**

7. A company's internal financial controls with reference to the Standalone Financial Statements is a process designed to provide reasonable assurance regarding the reliability of financial reporting and the preparation of Standalone Financial Statements for external purposes in accordance with generally accepted accounting principles. A Company's internal financial controls with reference to the Standalone Financial Statements include those policies and procedures that (1) pertain to the maintenance of records that, in reasonable detail, accurately and fairly reflect the transactions and dispositions of the assets of the Company; (2) provide reasonable assurance that transactions are recorded as necessary to permit preparation of Standalone Financial Statements in accordance with generally accepted accounting principles, and that receipts and expenditures of the Company are being made only in accordance with authorisations of management and directors of the Company; and (3) provide reasonable assurance regarding prevention or timely detection of unauthorised acquisition, use, or disposition of the Company's assets that could have a material effect on the Standalone Financial Statements.

**Inherent Limitations of Internal Financial Controls with reference to the Standalone Financial Statements**

8. Because of the inherent limitations of internal financial controls with reference to the Standalone Financial Statements, including the possibility of collusion or improper management override of controls, material misstatements due to error or fraud may occur and not be detected. Also,

projections of any evaluation of the internal financial controls with reference to the Standalone Financial Statements to future periods are subject to the risk that the internal financial controls with reference to the Standalone Financial Statements may become inadequate because of changes in conditions, or that the degree of compliance with the policies or procedures may deteriorate.

For **Khimji Kunverji & Co LLP**  
Chartered Accountants  
Firm Registration Number: 105146W/W100621

**Hasmukh B. Dedhia**  
Partner  
Place: Mumbai ICAI Membership No: 033494  
Date: May 11, 2022 UDIN: 22033494AITXZD7968

# Standalone Balance Sheet

on accounts as at March 31, 2022 | CIN: L18101MH1992PLC065136

(₹ in lakhs except as otherwise stated)

Particulars	Note	As at March 31, 2022 Audited	As at March 31, 2021 Audited
<b>ASSETS</b>			
<b>1) Non-Current Assets</b>			
a) Property, Plant and Equipment	2.1	8,443.23	8,083.47
b) Capital Work in Progress	2.1	88.05	96.95
c) Investment Property	2.1.1	129.10	131.30
d) Other Intangible Assets	2.1	28.30	16.06
e) Financial Assets			
i) Investments	2.2	2,730.13	2,193.28
ii) Other Financial Assets	2.3	1,525.33	1,865.27
f) Deferred Tax Assets (Net)	2.15	36.00	-
g) Other Non-Current Assets	2.4	28.86	288.90
		<b>13,009.00</b>	<b>12,675.23</b>
<b>2) Current Assets</b>			
a) Inventories	2.5	11,298.95	5,056.64
b) Financial Assets			
i) Investments	2.6	11,847.95	10,895.64
ii) Trade Receivables	2.7	17,092.15	13,103.09
iii) Cash & Cash Equivalents	2.8	19,123.98	15,363.95
iv) Bank Balances other than iii above	2.9	56.18	10.28
v) Other Financial Assets	2.10	244.21	125.72
c) Other Current Assets	2.11	1,638.72	1,003.64
		<b>61,302.14</b>	<b>45,558.96</b>
<b>TOTAL ASSETS</b>		<b>74,311.14</b>	<b>58,234.19</b>
<b>EQUITY &amp; LIABILITIES</b>			
<b>Equity</b>			
a) Equity Share Capital	2.12	6,162.52	1,232.50
b) Other Equity	2.13	41,656.89	42,064.11
		<b>47,819.41</b>	<b>43,296.61</b>
<b>Liabilities</b>			
<b>1) Non-Current Liabilities</b>			
a) Financial Liabilities			
i) Lease Liabilities	2.13A	438.83	311.43
b) Provisions	2.14	6.50	6.50
c) Deferred Tax Liability	2.15	-	288.00
		<b>445.33</b>	<b>605.93</b>
<b>2) Current Liabilities</b>			
a) Financial Liabilities			
i) Borrowings	2.16	7,659.85	4,643.80
ii) Lease Liabilities	2.17	89.00	30.58
iii) Trade Payables			
- total outstanding dues to micro and small enterprises	2.18	36.19	24.25
- total outstanding dues to creditors other than micro and small enterprises		5,307.16	3,627.38
iv) Other financial liabilities	2.19	1,448.31	1,364.76
b) Other Current Liabilities	2.20	1,492.87	1,393.01
c) Provisions	2.21	10,013.02	3,247.87
d) Current Tax Liabilities (Net)	2.22	-	-
		<b>26,046.40</b>	<b>14,331.65</b>
<b>TOTAL EQUITY AND LIABILITIES</b>		<b>74,311.14</b>	<b>58,234.19</b>
Significant accounting policies and notes on accounts	1 & 2		

The notes referred to above form integral part of Financial Statements

As per our Audit Report of even date  
For and on behalf of  
**Khimji Kunverji & Co LLP**  
Chartered Accountants  
Registration No.:105146W/W100621

**Hasmukh B Dedhia**  
Partner  
Membership No. : 033494

For and on behalf of the Board of Directors of  
**Kewal Kiran Clothing Ltd**

**Kewalchand P Jain**  
Chairman & Managing  
Director  
Din No :00029730

**Nimesh Anandpara**  
Dy. Chief Financial Officer

**Hemant P Jain**  
Jt. Managing Director  
Din No :00029822

**Abhijit Warange**  
Company Secretary

Place: Mumbai  
Date: May 11, 2022

Place: Mumbai  
Date: May 11, 2022

# Standalone Statement of Profit and Loss

on accounts for the year ended March 31, 2022 | CIN: L18101MH1992PLC065136

(₹ in lakhs except as otherwise stated)

Particulars	Note	For the year ended March 31, 2022 Audited	For the year ended March 31, 2021 Audited
<b>INCOME</b>			
Revenue from Operations	2.23	60,760.98	30,272.96
Other Income	2.24	1,686.14	1,704.36
		<b>62,447.12</b>	<b>31,977.32</b>
<b>EXPENDITURE</b>			
Changes in inventories of Finished goods, Stock in trade and Work in progress	2.25	(6,185.06)	4,606.90
Cost of Material Consumed	2.26	32,651.06	9,364.82
Purchase of Trading Items: Lifestyle Accessories/Products		2,331.54	1,899.16
Employee Benefit Expenses	2.27	7,976.85	5,264.48
Finance Cost	2.28	452.61	681.04
Depreciation/Amortization	2.1	702.63	669.82
Manufacturing and Operating Expenses	2.29	7,074.18	2,134.20
Administrative and Other Expenses	2.30	3,542.80	3,276.48
Selling and Distribution Expenses	2.31	3,365.87	1,860.49
		<b>51,912.48</b>	<b>29,757.39</b>
<b>Net Profit Before Tax</b>		<b>10,534.64</b>	<b>2,219.93</b>
<b>Tax Expense</b>			
Current Tax		2,710.00	622.07
Deferred Tax		(324.00)	(267.00)
(Excess)/Short Provision for Taxes of Earlier Years		(16.83)	(77.34)
<b>Net Profit for the Period</b>		<b>8,165.47</b>	<b>1,942.20</b>
<b>Other Comprehensive Income (OCI)</b>			
<b>Items that will not be reclassified to Profit and Loss</b>			
Effect [gain/(loss)] of measuring equity instruments at fair value through OCI		154.41	188.72
Remeasurement gain/(loss) on net defined benefit liability		(69.35)	268.94
Income tax relating to items that will not be reclassified to profit and loss		(30.22)	(47.93)
<b>Total Comprehensive Income for the year</b>		<b>8,220.31</b>	<b>2,351.93</b>
Earnings per Share - Basic and Diluted (Face Value of ₹ 10 each fully paid up)		13.25	3.15
Weighted Average Number of Shares used in computing Earnings per Share-Basic and Diluted		<b>61,625,185</b>	<b>12,325,037</b>
Significant accounting policies and notes on accounts	1&2		

The notes referred to above form integral part of Financial Statements

As per our Audit Report of even date  
For and on behalf of  
**Khimji Kunverji & Co LLP**  
Chartered Accountants  
Registration No.:105146W/W100621

**Hasmukh B Dedhia**  
Partner  
Membership No. : 033494

For and on behalf of the Board of Directors of  
**Kewal Kiran Clothing Ltd**

**Kewalchand P Jain**  
Chairman & Managing  
Director  
Din No :00029730

**Hemant P Jain**  
Jt. Managing Director  
Din No :00029822

**Nimesh Anandpara**  
Dy. Chief Financial Officer

**Abhijit Warange**  
Company Secretary

Place: Mumbai  
Date: May 11, 2022

Place: Mumbai  
Date: May 11, 2022



# Standalone Cash Flow Statement

on accounts for the year ended March 31, 2022 | CIN: L18101MH1992PLCO65136

(₹ in lakhs except as otherwise stated)

Particulars	For the Year Ended March 31, 2022 Audited	For the Year Ended March 31, 2021 Audited
<b>A. CASH FLOW FROM OPERATING ACTIVITIES</b>		
<b>Net Profit Before Taxes as per Statement of Profit and Loss</b>	<b>10,534.64</b>	2,219.93
Adjustments for:		
Depreciation/Amortization	700.42	666.89
(Gain)/Loss on Sale/discard of Property plant & equipment (Tangible Assets) (Net)	(82.01)	20.01
Depreciation on Investment Property	2.21	2.93
Effect of fair value measurement of investments	(1,304.80)	(1,429.60)
Sundry Balance (written back)/written off (Net)	(3.23)	8.23
Finance costs	448.89	651.70
Dividend Income	(12.83)	(5.21)
Provision/(Reversal of provision) for Doubtful Debts, Advances, Deposits and Investments	570.65	690.64
Provision/(Reversal of Provision) of Exchange Rate Fluctuation (Net)	(1.58)	10.61
Interest Income	(164.86)	(185.13)
	<b>152.86</b>	<b>431.07</b>
	<b>10,687.50</b>	<b>2,651.00</b>
<b>Changes in Current &amp; Non-current Assets and Liabilities</b>		
Trade Receivable and Other Assets	(5,050.98)	2,808.42
Inventories	(6,242.29)	3,946.71
Trade Payables, Liabilities and Provisions	8,645.36	637.19
	<b>(2,647.91)</b>	<b>7,392.32</b>
<b>Net Cash Inflow from Operating Activities</b>	<b>8,039.59</b>	<b>10,043.32</b>
Less: Income Tax paid (Net of Refund)	(2,352.10)	(372.63)
<b>Net Cash Inflow/(Outflow) from Operating Activities</b>	<b>5,687.49</b>	<b>9,670.69</b>
<b>B. CASH FLOW FROM INVESTING ACTIVITIES</b>		
Purchase of Property Plant & Equipment (including Capital Advances)	(1,049.10)	(302.44)
Sale of Property Plant & Equipment	130.62	34.85
Purchase of Investments	(4,439.00)	(3,720.00)
Redemption of Investments (net of taxes)	4,610.77	11,514.73
Bank Deposit offered as Security	(62.09)	(1,385.55)
Maturity of Bank Deposit offered as Security	1.49	5.16
Dividend Income	12.83	5.21
Interest received	96.59	122.33
Less : Income Tax Paid (refer note 1 below)	(24.31)	(30.79)
<b>Net Cash inflow/(Outflow) from Investing Activities</b>	<b>(722.20)</b>	<b>6,243.50</b>

# Standalone Cash Flow Statement (Contd.)

on accounts for the year ended March 31, 2022 | CIN: L18101MH1992PLCO65136

(₹ in lakhs except as otherwise stated)

Particulars	For the Year Ended March 31, 2022 Audited	For the Year Ended March 31, 2021 Audited
<b>C. CASH FLOW FROM FINANCING ACTIVITIES</b>		
Working Capital Demand Loan (Net)	3,016.04	(4,157.38)
Interest and Finance Charges	(405.99)	(606.44)
Payment of Lease liability	(116.54)	(63.07)
Payment of Dividend	(3,698.82)	(3,694.20)
<b>Net Cash Inflow/(Outflow) from Financing Activities</b>	<b>(1,205.31)</b>	<b>(8,521.09)</b>
Net Increase/(Decrease) in Cash & Cash Equivalents	3,759.98	7,393.10
<b>CASH AND CASH EQUIVALENTS - OPENING</b>	<b>15,363.95</b>	<b>7,970.87</b>
	<b>19,123.93</b>	<b>15,363.97</b>
<b>Effect of Exchange(Gain)/Loss on Cash and Cash Equivalents</b>	<b>0.04</b>	(0.02)
<b>CASH AND CASH EQUIVALENTS - CLOSING</b>	<b>19,123.97</b>	<b>15,363.95</b>
Significant accounting policies and notes on accounts	1&2	

The notes referred to above form integral part of cash flow statement

- The Aggregate Income Tax paid during the period is ₹ 2693.90 lakhs (P.Y. ₹ 620.00 lakhs).
- The amount of undrawn borrowing facilities that may be available for future operating activities and to settle capital commitments as on March 31, 2022 is ₹ 4340.16 lakhs (P.Y. ₹ 7356.20 lakhs).

As per our Audit Report of even date  
For and on behalf of  
**Khimji Kunverji & Co LLP**  
Chartered Accountants  
Registration No.:105146W/W100621

**Hasmukh B Dedhia**  
Partner  
Membership No. : 033494

Place: Mumbai  
Date: May 11, 2022

For and on behalf of the Board of Directors of  
**Kewal Kiran Clothing Ltd**

**Kewalchand P Jain**  
Chairman & Managing Director  
Din No :00029730

**Nimesh Anandpara**  
Dy. Chief Financial Officer

Place: Mumbai  
Date: May 11, 2022

**Hemant P Jain**  
Jt. Managing Director  
Din No :00029822

**Abhijit Warange**  
Company Secretary



# Statement of Standalone Change in Equity

on accounts for the year ended March 31, 2022 | CIN: L18101MH1992PLC065136

(₹ in lakhs except as otherwise stated)

A) EQUITY SHARE CAPITAL	As at March 31, 2022 Audited	As at March 31, 2021 Audited
Balance at the beginning of the reporting year	1232.50	1232.50
Changes in Equity Share capital during the year (issue of bonus shares)	4,930.02	-
Balance at the end of the reporting year	6,162.52	1,232.50

B) OTHER EQUITY	General Reserve	Retained Earning	Securities premium	Business Progressive fund (refer note below)	Equity Instruments through OCI	Total
Balance as at March 31, 2021 (III) = I+II	5,375.63	24,048.34	8,426.77	4,000.00	213.37	42,064.11
Profit for the year	-	8,165.47	-	-	-	8,165.47
Items of OCI for the year, net of tax	-	(99.57)	-	-	-	(99.57)
Remeasurement of net defined benefit liability	-	(99.57)	-	-	-	(99.57)
Effect of measuring equity instruments at fair value through OCI	-	-	-	-	154.41	154.41
Total Comprehensive income from the year (2021-22) (I)	-	8,065.90	-	-	154.41	8,220.32
Issue of bonus shares	-	-	(4,930.02)	-	-	(4,930.02)
Dividends	-	(3,697.51)	-	-	-	(3,697.51)
Total (II)	-	(3,697.51)	(4,930.02)	-	-	(8,627.53)
Balance as at March 31, 2022 (III) = I+II	5,375.63	28,416.73	3,496.75	4,000.00	367.78	41,656.89

## BUSINESS PROGRESSIVE FUND

\* The Company has created "Business Progressive Fund" out of its profits to maintain normal growth in sluggish market conditions and support superior growth for long term. The said fund shall be for the purpose of launching & promoting new products, advertisement campaigns, promotional schemes and initial support to master stockiest and franchisees for development of retail business, reinforce existing channels of sales etc. The amount of fund is specifically earmarked and invested in liquid mutual funds or any other safe and highly liquid investments. The Company has made adequate provisions in accordance with Indian Accounting Standard (AS) -37 in normal course of business. INDAS-37 does not permit providing for expenses where present obligation does not exist or there is no fixed commitment.

Accordingly the Company has opted to create Business Progressive Fund. Further addition to the aforesaid fund shall be reviewed from time to time considering business environment and conditions and the income accrued from the fund. Any accretion to the investment shall be credited to Statement of Profit and Loss.

As per our Audit Report of even date  
For and on behalf of  
**Khimji Kunverji & Co LLP**  
Chartered Accountants  
Registration No.:105146W/W100621

**Hasmukh B Dedhia**  
Partner  
Membership No. : 033494

Place: Mumbai  
Date: May 11, 2022

For and on behalf of the Board of Directors of  
**Kewal Kiran Clothing Ltd**

**Kewalchand P Jain**  
Chairman & Managing  
Director  
Din No :00029730

**Nimesh Anandpara**  
Dy. Chief Financial Officer

Place: Mumbai  
Date: May 11, 2022

**Hemant P Jain**  
Jt. Managing Director  
Din No :00029822

**Abhijit Warange**  
Company Secretary

# Statement of Standalone Change in Equity

on accounts for the year ended March 31, 2022 | CIN: L18101MH1992PLC065136

(₹ in lakhs except as otherwise stated)

A) EQUITY SHARE CAPITAL	As at March 31, 2021 Audited	As at March 31, 2020 Audited
Balance at the beginning of the reporting year	1232.50	1232.50
Changes in Equity Share capital during the year	-	-
Balance at the end of the reporting year	1,232.50	1,232.50

B) OTHER EQUITY	General Reserve	Retained Earning	Securities premium	Business Progressive fund	Equity Instruments through OCI	Total
Balance as at 31 <sup>st</sup> March 2020 (III) = I+II	5,375.63	25,582.64	8,426.77	4,000.00	24.65	43,409.69
Profit for the year	-	1,942.20	-	-	-	1,942.20
Items of OCI for the year, net of tax	-	-	-	-	-	-
Remeasurement of net defined benefit liability	-	221.01	-	-	-	221.01
Effect of measuring equity instruments at fair value through OCI	-	-	-	-	188.72	188.72
Total Comprehensive income from the year (2020-21) (I)	-	2,163.21	-	-	188.72	2,351.93
Dividends	-	(3,697.51)	-	-	-	(3,697.51)
Tax on dividends	-	-	-	-	-	-
Total (II)	-	(3,697.51)	-	-	-	(3,697.51)
Balance as at 31 <sup>st</sup> March 2021 (III) = I+II	5,375.63	24,048.34	8,426.77	4,000.00	213.37	42,064.11

As per our Audit Report of even date  
For and on behalf of  
**Khimji Kunverji & Co LLP**  
Chartered Accountants  
Registration No.:105146W/W100621

**Hasmukh B Dedhia**  
Partner  
Membership No. : 033494

Place: Mumbai  
Date: May 11, 2022

For and on behalf of the Board of Directors of  
**Kewal Kiran Clothing Ltd**

**Kewalchand P Jain**  
Chairman & Managing  
Director  
Din No :00029730

**Nimesh Anandpara**  
Dy. Chief Financial Officer

Place: Mumbai  
Date: May 11, 2022

**Hemant P Jain**  
Jt. Managing Director  
Din No :00029822

**Abhijit Warange**  
Company Secretary



# Standalone Notes

on accounts for the year ended March 31, 2022 | CIN: L18101MH1992PLC065136

(₹ in lakhs except as otherwise stated)

## 1. Company Overview and Significant Accounting Policies:

### A. Corporate Information

Kewal Kiran Clothing Limited ("the Company") is a Public Limited Company incorporated in India having its registered office at Mumbai, Maharashtra. The Company is engaged into manufacturing, marketing and retailing of branded readymade garments and finished accessories.

### B. Statement of Compliance and Basis of Preparation

#### (i) Compliance with Ind AS

The financial statements are prepared in accordance with Indian Accounting Standards ("Ind AS") as notified under the Companies (Indian Accounting Standards) Rules, 2015 and relevant amendment rules issued thereafter, the relevant provisions of the Companies Act, 2013 ("the Act") and guidelines issued by the Securities and Exchange Board of India ("SEBI"), as applicable.

#### (ii) Basis of Preparation and presentation

##### Basis of Preparation:

The financial statements have been prepared on a historical cost basis, except the following assets and liabilities which have been measured at fair value

- Certain financial assets and liabilities (refer accounting policy regarding financial instruments)
- Employee's Defined Benefit Plan as per actuarial valuation

Fair value is the price that would be received to sell an asset or paid to transfer a liability in an orderly transaction between market participants at the measurement date under current market conditions, regardless of whether that price is directly observable or estimated using another valuation technique. In determining the fair value of an asset or a liability, the Company takes into account the characteristics of the asset or liability if market participants would take those characteristics into account when pricing the asset or liability at the measurement date.

##### Functional and Presentation Currency:

The financial statements are presented in Indian Rupees and all values are rounded to the nearest Lakh (INR 00,000), except otherwise indicated.

### C. Summary of Significant Accounting Policies

#### 1.1 Classification of Assets and Liabilities into Current/Non-Current:

The Company has ascertained its operating cycle as twelve months for the purpose of

Current/ Non-Current classification of its Assets and Liabilities.

For the purpose of Balance Sheet, an asset is classified as current if:

- It is expected to be realised, or is intended to be sold or consumed, in the normal operating cycle; or
- It is held primarily for the purpose of trading; or
- It is expected to realise the asset within twelve months after the reporting period; or
- The asset is a cash or cash equivalent unless it is restricted from being exchanged or used to settle a liability for at least twelve months after the reporting period.

All other assets are classified as non-current. A liability is classified as current if:

- It is expected to be settled in the normal operating cycle; or
- It is held primarily for the purpose of trading; or
- It is due to be settled within twelve months after the reporting period; or
- The Company does not have an unconditional right to defer the settlement of the liability for at least twelve months after the reporting period. Terms of a liability that could result in its settlement by the issue of equity instruments at the option of the counterparty does not affect this classification.

All other liabilities are classified as non-current.

#### 1.2 Property, Plant and Equipment (PPE):

The initial cost of PPE comprises its purchase price, including import duties and non-refundable purchase taxes and any directly attributable costs of bringing an asset to working condition and location for its intended use, including relevant borrowing costs and any expected costs of decommissioning. Following initial recognition, items of PPE are carried at its cost less accumulated depreciation and accumulated impairment losses, if any. Gross carrying amount of all PPE are measured using cost model. Expenditure incurred after the PPE have been put into operation, such as repairs and maintenance, are charged to the Statement of Profit and Loss in the period in which the costs are incurred. PPE are eliminated from financial statement either on disposal or when retired from active use. Capital work-in-progress comprises of cost incurred on property, plant and equipment under construction / acquisition

# Standalone Notes

on accounts for the year ended March 31, 2022 | CIN: L18101MH1992PLC065136

(₹ in lakhs except as otherwise stated)

that are not yet ready for their intended use at the Balance Sheet Date

If significant parts of an item of PPE have different useful lives, then they are accounted for as separate items (major components) of PPE. Material items such as spare parts, stand-by equipment and service equipment are classified as PPE when they meet the definition of PPE as specified in Ind AS 16 – Property, Plant and Equipment.

#### 1.3 Expenditure during construction period:

- Expenditure / Income during construction period (including financing cost related to borrowed funds for construction or acquisition of qualifying PPE) is included under Capital Work-in-Progress and the same is allocated to the respective PPE on the completion of their construction.

Advances given towards acquisition or construction of PPE outstanding at each reporting date are disclosed as Capital Advances under "Other non-current Assets".

- Property, plant and equipment are eliminated from financial statement either on disposal or when retired from active use. Assets held for disposal are stated at net realizable value. Losses arising in case of retirement of property, plant and equipment and gains or losses arising from disposal of property, plant and equipment are recognized in the statement of profit and loss in the year of occurrence.

#### 1.4 Depreciation:

- Depreciation on the property, plant and equipment (other than freehold land and capital work in progress) is provided on a straight-line method (SLM) over their useful lives which is in consonance of useful life mentioned in Schedule II to the Act except certain class of assets specified in table (i) below, based on internal assessment estimated by the management of the Company, where the useful life is lower than as mentioned in said Schedule II.

Assets where useful life is lower than useful life mentioned in Schedule II

Assets	Estimated useful life depreciated on SLM basis
Furniture & fittings at retail stores	5 years
Second hand factory/ office building (RCC frame structure)	30 years

Assets	Estimated useful life depreciated on SLM basis
Second hand factory / office building (other than RCC frame structure)	5 years
Individual assets whose cost does not exceed ₹ 5,000	Fully depreciated in the year of purchase

- The range of useful lives of the property, plant and equipment not covered in table above and are in accordance with Schedule II are as follows:

Particulars	Useful life
Factory buildings	30 years
Other buildings (RCC structure)	60 years
Other Plant and Machinery	15 years
Computers	3 years
Furniture & fittings	10 years
Motor vehicles	8 years
Windmill	22 years

- In case of assets purchased, sold or discarded during the year, depreciation on such assets is calculated on pro-rata basis from the date of such addition or as the case may be, up to the date on which such asset has been sold or discarded.
- Depreciation methods, useful lives and residual values are reviewed at each financial year end and adjusted prospectively.
- Leasehold lands are amortized over the period of lease or useful life whichever is lower. Buildings constructed on leasehold land are depreciated over its useful life which matches with the useful life mentioned in Schedule II. In cases where building is having useful life greater than the period of lease (where the Company does not have right of renewal), the same is amortized over the lease period of land.

#### 1.5 Investment properties

Property that is held for long-term rental yields or for capital appreciation or both and that is not occupied by the Company for its own business, is classified as investment property. Investment properties are measured at its cost, including related transaction costs and where applicable borrowing costs less depreciation and impairment if any.

Depreciation on building held as Investment Properties is provided over its useful life (of 60 years) using the straight-line method.





# Standalone Notes

on accounts for the year ended March 31, 2022 | CIN: L18101MH1992PLCO65136

(₹ in lakhs except as otherwise stated)

## 1.6 Intangible Assets and Amortisation:

- Intangible assets are recognized only if it is probable that the future economic benefits attributable to asset will flow to the Company and the cost of asset can be measured reliably. Intangible assets are stated at cost of acquisition/development less accumulated amortization and accumulated impairment loss if any.
- Cost of an intangible asset includes purchase price including non - refundable taxes and duties, borrowing cost directly attributable to the qualifying asset and any directly attributable expenditure on making the asset ready for its intended use.
- Intangible assets under development comprises of cost incurred on intangible assets under development that are not yet ready for their intended use as at the Balance Sheet date.
- Class of intangible assets and their estimated useful lives are as under:

Assets	Estimated useful life amortized on SLM basis
Computer software	3 years
Membership rights	5 years
Trademark	As per Management Estimate

- Amortisation methods and useful lives are reviewed at each financial year end and adjusted prospectively.
- In case of assets purchased during the year, amortization on such assets is calculated on pro-rata basis from the date of such addition.

## 1.7 Non-current assets (or disposal Company) classified as held for disposal:

Assets are classified as held for disposal and stated at the lower of carrying amount and fair value less costs to sell.

To classify any Asset as "Asset held for disposal" the asset must be available for immediate sale and its sale must be highly probable. Such assets are presented separately in the Balance Sheet, in the line "Assets held for disposal". Once classified as held for disposal, intangible assets and PPE are no longer amortised or depreciated, but carried at lower of cost or NRV.

## 1.8 Impairment of Non-Financial Assets:

At the end of each reporting period, the Company reviews the carrying amounts of non-financial assets to determine whether there is any indication that those assets have suffered an impairment loss. If any such indication exists, the recoverable amount of the asset is estimated in

order to determine the extent of the impairment loss (if any). When it is not possible to estimate the recoverable amount of an individual asset, the Company estimates the recoverable amount of the cash-generating unit to which the asset belongs. When a reasonable and consistent basis of allocation can be identified, corporate assets are also allocated to individual cash-generating units, or otherwise they are allocated to the smallest group of cash-generating units for which a reasonable and consistent allocation basis can be identified.

Intangible assets with indefinite useful lives and intangible assets not yet available for use are tested for impairment at least annually and whenever there is an indication that the asset may be impaired.

Recoverable amount is the higher of fair value less costs of disposal and value in use. In assessing value in use, the estimated future cash flows are discounted to their present value using a pre-tax discount rate that reflects current market assessments of the time value of money and the risks specific to the asset for which the estimates of future cash flows have not been adjusted.

If the recoverable amount of an asset (or cash-generating unit) is estimated to be less than its carrying amount, the carrying amount of the asset (or cash-generating unit) is reduced to its recoverable amount. An impairment loss is recognised immediately in Statement of Profit and Loss, unless the relevant asset is carried at a revalued amount, in which case the impairment loss is treated as a revaluation decrease.

When an impairment loss subsequently reverses, the carrying amount of the asset (or a cash-generating unit) is increased to the revised estimate of its recoverable amount, but so that the increased carrying amount does not exceed the carrying amount that would have been determined had no impairment loss been recognised for the asset (or cash-generating unit) in prior years. A reversal of an impairment loss is recognised immediately in the Statement of Profit and Loss, unless the relevant asset is carried at a revalued amount, in which case the reversal of the impairment loss is treated as a revaluation increase.

## 1.9 Inventories:

The inventories (including traded goods) are valued at lower of cost and net realizable value after providing for cost of obsolescence wherever considered necessary. However, materials and other items held for use in the production of inventories are not written down below cost if the finished products in which they will be incorporated are expected to be sold at or above cost.

# Standalone Notes

on accounts for the year ended March 31, 2022 | CIN: L18101MH1992PLCO65136

(₹ in lakhs except as otherwise stated)

The cost comprises of costs of purchase, duties and taxes (other than those subsequently recoverable), conversion cost and other costs incurred in bringing the inventories to their present location and condition. Since the Company is in fashion industry with diverse designs / styles, the cost of inventory is determined on the basis of specific identification method (as the same is considered as more suitable).

In case of work in progress and finished goods, the costs of conversion include costs directly related to the units of production and systematic allocation of fixed and variable production overheads. The cost of finished goods also includes excise duty wherever applicable.

## 1.10 Borrowing Costs:

Borrowing costs that are directly attributable to the acquisition, construction or development of a qualifying asset are capitalized as part of the cost of the respective asset till such time the asset is ready for its intended use. A qualifying asset is an asset which necessarily takes a substantial period of time to get ready for its intended use. All other borrowing costs are expensed in the period in which they occur. Borrowing costs consist of interest, amortization of discounts, hedge related cost incurred in connection with foreign currency borrowings and exchange difference arising from foreign currency borrowings to the extent they are treated as an adjustment to the borrowing cost and other costs that an entity incurs in connection with the borrowing of funds.

## 1.11 Provisions, Contingent Liabilities and Contingent Assets:

Provisions are recognised when the Company has a present obligation (legal or constructive) as a result of a past event and it is probable that an outflow of resources, that can be reliably estimated, will be required to settle such an obligation.

If the effect of the time value of money is material, provisions are determined by discounting the expected future cash flows to net present value using an appropriate pre-tax discount rate that reflects current market assessments of the time value of money and, where appropriate, the risks specific to the liability. Unwinding of the discount is recognised in the Statement of Profit and Loss as a finance cost.

Provisions are reviewed at each reporting date and are adjusted to reflect the current best estimate.

A present obligation that arises from past events where it is either not probable that an outflow

of resources will be required to settle or a reliable estimate of the amount cannot be made, is disclosed as a contingent liability. Contingent liabilities are also disclosed when there is a possible obligation arising from past events, the existence of which will be confirmed only by the occurrence or non -occurrence of one or more uncertain future events not wholly within the control of the Company.

Claims against the Company where the possibility of any outflow of resources in settlement is remote, are not disclosed as contingent liabilities.

A contingent asset is disclosed, where an inflow of economic benefits is probable. Contingent assets are not recognised in financial statements since this may result in the recognition of income that may never be realised. However, when the realisation of income is virtually certain, then the related asset is not a contingent asset and is recognised.

## 1.12 Revenue Recognition:

Revenue is recognized to the extent that it is probable that the economic benefits will flow to the Company and the amount can be reliably measured.

- Sales of goods are recognized when significant risks and rewards of ownership of the goods have passed to the buyer that coincides with delivery and is measured at the fair value of consideration received or receivable taking net off the amount of goods and services tax (GST), sales tax, rebates, discounts and sales returns.
- Interest income is recognized on time proportion basis taking into account the amount outstanding and rate applicable.
- Dividend income on investment is accounted for in the period/year in which the right to receive the same is established.
- Service income is recognized upon rendering of services. Service income is recorded net of GST.
- Licensing revenue is recognized on accrual basis in accordance with the terms of the relevant agreements. Licensing income is recorded net of GST
- Power generation income is recognized on the basis of electrical units generated and sold in excess of captive consumption and recognized at prescribed rate as per agreement of sale of electricity by the Company. Further, value of electricity generated and captively consumed is netted off from the electricity expenses.



# Standalone Notes

on accounts for the year ended March 31, 2022 | CIN: L18101MH1992PLCO65136

(₹ in lakhs except as otherwise stated)

- g) Export incentives principally comprises of Duty Drawback, merchandise exports from India scheme (MEIS) and rebate on state & central taxes and levies (RoSTCL) based on guidelines formulated for the respective scheme by the government authorities. These incentives are recognized as income on accrual basis in Statement of Profit and Loss only to the extent that realisation/ utilisation is certain.
- h) Rental income (net of taxes) on assets given under operating lease arrangements is recognized on a straight-line basis over the period of the lease unless the receipts are structured to increase in line with expected general inflation to compensate for the Company's expected inflationary cost increases.

## 1.13 Leases:

The Company assesses whether a contract contains a lease, at inception of a contract. A contract is, or contains, a lease if the contract conveys the right to control the use of an identified asset for a period of time in exchange for consideration. To assess whether a contract conveys the right to control the use of an identified asset, the Company assesses whether: (i) the contract involves the use of an identified asset (ii) the Company has substantially all of the economic benefits from use of the asset through the period of the lease and (iii) the Company has the right to direct the use of the asset.

Certain lease arrangements include the options to extend or terminate the lease before the end of the lease term. ROU assets and lease liabilities includes these options when it is reasonably certain that they will be exercised.

The right-of-use assets are initially recognized at cost, which comprises the initial amount of the lease liability adjusted for any lease payments made at or prior to the commencement date of the lease plus any initial direct costs less any lease incentives. They are subsequently measured at cost less accumulated depreciation and impairment losses.

Right-of-use assets are depreciated on a straight-line basis over the lease term. Right of use assets are evaluated for recoverability whenever events or changes in circumstances indicate that their carrying amounts may not be recoverable. For the purpose of impairment testing, the recoverable amount (i.e. the higher of the fair value less cost to sell and the value-in-use) is determined on an individual asset basis unless the asset does not generate cash flows that are largely independent of those from other assets.

The lease liability is initially measured at amortized cost at the present value of the future lease payments. The lease payments are discounted using the interest rate implicit in the lease or, if not readily determinable, using the incremental borrowing rates in the country of domicile of these leases. Lease liabilities are remeasured with a corresponding adjustment to the related right of use asset if the Company changes its assessment if whether it will exercise an extension or a termination option.

Lease liability and ROU asset have been separately presented in the Balance Sheet and lease payments have been classified as financing cash flows.

## 1.14 Employees' Benefits:

### a) Short term employee benefits-

All employee benefits falling due wholly within twelve months of rendering the service are classified as short term employee benefits and they are recognized as an expense at the undiscounted amount in the Statement of Profit and Loss in the period in which the employee renders the related service.

### b) Post-employment benefits

#### ij) Defined contribution plan

The defined contribution plan is post-employment benefit plan under which the Company contributes fixed contribution to a government administered fund and will have no obligation to pay further contribution. The Company's defined contribution plan comprises of Provident Fund, Employee State Insurance Scheme, Employee Pension Scheme, National Pension Scheme and Labour Welfare Fund. The Company's contribution to defined contribution plans are recognized in the Statement of Profit and Loss in the period in which employee renders the related service.

#### ii) Defined benefit plan

The Company's obligation towards gratuity liability is funded to an approved gratuity fund, which fully covers the said liability under Cash Accumulation Policy of Life Insurance Corporation of India (LIC). The present value of the defined benefit obligations is determined based on actuarial valuation using the projected unit credit method. The rate used to discount defined benefit obligation is determined by reference to market yields at the Balance Sheet date on

# Standalone Notes

on accounts for the year ended March 31, 2022 | CIN: L18101MH1992PLCO65136

(₹ in lakhs except as otherwise stated)

Indian Government Bonds for the estimated term of obligations. The net interest cost is calculated by applying the discount rate to the net balance of the defined benefit obligation and fair value of plan assets. Re-measurement gains or losses arising from experience adjustments changes in actuarial assumptions is reflected immediately in the Balance Sheet with a charge or credit recognized in Other Comprehensive Income (OCI) in the period in which they occur. Re-measurement recognized in OCI is reflected immediately in retained earnings and will not be reclassified to Statement of Profit and Loss in the subsequent period.

As per the Company's policy, employees who have completed specified years of service are eligible for death benefit plan wherein defined amount would be paid to the survivors of the employee on the death of the employee while in service with the Company. To fulfil the Company's obligation for the above-mentioned plan, the Company has taken Company term policy from an insurance company. The annual premium for insurance cover is recognized in Statement of Profit and Loss.

## 1.15 Income Taxes:

- a) Tax expenses comprise of current tax, deferred tax charge or credit and adjustments of taxes for earlier years. In respect of amounts adjusted against securities premium or retained earnings or other reserves, the corresponding tax effect is also adjusted against the securities premium or retained earnings or other reserves, as the case may be, as per the announcement of Institute of Chartered Accountant of India.
- b) Current Tax is measured on the basis of estimated taxable income for the current accounting period in with the applicable tax rates and the provisions of the Income-tax Act, 1961 and other applicable tax laws.
- c) Deferred tax is provided, on all temporary differences at the reporting date between the tax bases of assets and liabilities and their carrying amounts for financial reporting purposes. Deferred tax assets and liabilities are measured at the tax rates that are expected to be applied to the temporary differences when they reverse,

based on the laws that have been enacted or substantively enacted at the reporting date.

Tax relating to items recognised directly in equity or OCI is recognised in equity or OCI and not in the Statement of Profit and Loss. Deferred tax assets and liabilities are offset if there is a legally enforceable right to offset current tax liabilities and assets and they relate to income taxes levied by the same tax authority, but they intend to settle current tax liabilities and assets on a net basis or their tax assets and liabilities will be realized simultaneously.

A deferred tax asset is recognized only to the extent that it is probable that future taxable profits will be available against which the temporary difference can be utilised. Deferred tax assets are reviewed at each reporting date and are reduced to the extent that it is no longer probable

## 1.16 Earnings per Share:

Basic earnings per share (EPS) are calculated by dividing the net profit or loss (after tax) for the year attributable to equity shareholders by the weighted average number of equity shares outstanding during the year. The weighted average number of equity shares outstanding during the period is adjusted for events of bonus issue and share split if any.

For the purpose of calculating diluted earnings per share, the net profit or loss (after tax) for the year attributable to equity shareholders and the weighted average number of equity shares outstanding during the year are adjusted for the effects of all dilutive potential equity shares.

## 1.17 Foreign Currency Transactions:

- a) Transactions denominated in foreign currencies are recorded at the exchange rates prevailing on the date of the transaction.
- b) As at balance sheet date, foreign currency monetary items are translated at closing exchange rate. Foreign currency non-monetary items carried at fair value are translated at the rates prevailing at the date when the fair value was determined. Foreign currency non-monetary items measured in terms of historical cost are translated using the exchange rate as at the date of initial transactions.
- c) Exchange difference arising on settlement or translation of foreign currency monetary items are recognized as income or expense in the year in which they arise except to the extent exchange differences are regarded as an adjustment to interest cost on those foreign currency borrowings.



# Standalone Notes

on accounts for the year ended March 31, 2022 | CIN: L18101MH1992PLCO65136

(₹ in lakhs except as otherwise stated)

## 1.18 Financial Instruments:

Financial assets and financial liabilities are recognised when a Company becomes a party to the contractual provisions of the instruments.

### Measurement

At initial recognition, the Company measures a financial asset and financial liabilities at its fair value. Transaction costs that are directly attributable to the acquisition or issue of financial assets and financial liabilities (other than financial assets and financial liabilities at fair value through profit or loss and ancillary costs related to borrowings) are added to or deducted from the fair value of the financial assets or financial liabilities, as appropriate, on initial recognition. Transaction costs directly attributable to the acquisition of financial assets or financial liabilities at fair value through profit or loss are recognised immediately in Statement of Profit and Loss.

### Classification and Subsequent Measurement: Financial Assets

The Company classifies financial assets as subsequently measured at amortised cost, fair value through other comprehensive income ("FVTOCI") or fair value through profit or loss ("FVTPL") on the basis of following:

- the entity's business model for managing the financial assets and
- the contractual cash flow characteristics of the financial asset.

### Amortised Cost:

A financial asset shall be classified and measured at amortised cost if both of the following conditions are met:

- the financial asset is held within a business model whose objective is to hold financial assets in order to collect contractual cash flows and
- the contractual terms of the financial asset give rise on specified dates to cash flows that are solely payments of principal and interest on the principal amount outstanding.

### Fair Value through OCI (FVTOCI):

A financial asset shall be classified and measured at FVTOCI if both of the following conditions are met:

- the financial asset is held within a business model whose objective is achieved by both collecting contractual cash flows and selling financial assets and
- the contractual terms of the financial asset give rise on specified dates to

cash flows that are solely payments of principal and interest on the principal amount outstanding.

### Fair Value through Profit or Loss (FVTPL):

A financial asset shall be classified and measured at fair value through profit or loss unless it is measured at amortised cost or at FVTOCI.

All recognised financial assets are subsequently measured in their entirety at either amortised cost or fair value, depending on the classification of the financial assets.

### Equity instruments:

The Company subsequently measures its specific equity investments other than investments in joint venture at fair value. Where the Company's management has elected to present fair value gains and losses on equity investments in other comprehensive income, there is no subsequent reclassification of fair value gains and losses to the Statement of Profit and Loss. Dividends from such investments are recognized in the Statement of Profit and Loss as other income when the Company's right to receive payments is established.

### Impairment of financial assets

The Company assesses on a forward-looking basis the expected credit losses associated with its assets. The impairment methodology applied depends on whether there has been a significant increase in credit risk. For trade receivables, the Company applies 'simplified approach' as specified under Ind AS 109, which requires expected lifetime losses to be recognized from initial recognition of the receivables. The application of simplified approach does not require the Company to track changes in credit risk. The Company calculates the expected credit losses on trade receivables using a provision matrix on the basis of its historical credit loss experience and is adjusted for forward looking estimates.

### Derecognition of financial assets:

The Company derecognises a financial asset when the contractual rights to the cash flows from the asset expire, or when it transfers the financial asset and substantially all the risks and rewards of ownership of the asset to another party. If the Company neither transfers nor retains substantially all the risks and rewards of ownership and continues to control the transferred asset, the Company recognises its retained interest in the asset and an associated liability for amounts it may have to pay. If the Company retains substantially all the risks and rewards of ownership of a transferred financial asset, the Company continues to recognise the financial asset and also

# Standalone Notes

on accounts for the year ended March 31, 2022 | CIN: L18101MH1992PLCO65136

(₹ in lakhs except as otherwise stated)

recognises a collateralised borrowing for the proceeds received.

On derecognition of a financial asset (other than specific equity instrument classified as FVTOCI) in its entirety, the difference between the asset's carrying amount and the sum of the consideration received and receivable and the cumulative gain or loss that had been recognised in other comprehensive income and accumulated in equity is recognised in profit or loss if such gain or loss would have otherwise been recognised in profit or loss on disposal of that financial asset.

On derecognition of a financial asset other than in its entirety (e.g. when the Company retains an option to repurchase part of a transferred asset), the Company allocates the previous carrying amount of the financial asset between the part it continues to recognise under continuing involvement and the part it no longer recognises on the basis of the relative fair values of those parts on the date of the transfer. The difference between the carrying amount allocated to the part that is no longer recognised and the sum of the consideration received for the part no longer recognised and any cumulative gain or loss allocated to it that had been recognised in other comprehensive income is recognised in profit or loss if such gain or loss would have otherwise been recognised in profit or loss on disposal of that financial asset. A cumulative gain or loss that had been recognised in other comprehensive income is allocated between the part that continues to be recognised and the part that is no longer recognised on the basis of the relative fair values of those parts.

### Subsequent measurement: Financial Liabilities

All financial liabilities of the Company are subsequently measured at amortized cost using the effective interest method.

Under the effective interest method, the future cash payments are exactly discounted to the initial recognition value using the effective interest rate. The cumulative amortization using the effective interest method of the difference between the initial recognition amount and the maturity amount is added to the initial recognition value (net of principal repayments, if any) of the financial liability over the relevant period of the financial liability to arrive at the amortized cost at each reporting date. The corresponding effect of the amortization under effective interest method is recognized as interest expense over the relevant period of the financial liability. The same is included under finance cost in the Statement of Profit and Loss.

## Derecognition of Financial Liabilities:

A financial liability is derecognized when the obligation under the liability is discharged or cancelled or expires. When an existing financial liability is replaced by another from the same lender on substantially different terms, or the terms of an existing liability are substantially modified, such an exchange or modification is treated as the Derecognition of the original liability and the recognition of a new liability. The difference between the carrying amount of the financial liability derecognized and the consideration paid is recognized in the Statement of Profit and Loss.

## 1.19 Cash Flow Statement and Cash and Cash Equivalents:

Cash and cash equivalents include cash in hand, bank balances, deposits with banks (other than on lien) and all short term highly liquid investments / mutual funds (with zero exit load at the time of investment) that are readily convertible into known amounts of cash and are subject to an insignificant risk of changes in value. Cash flows are reported using the indirect method, where by net profit before tax is adjusted for the effects of transactions of a non-cash nature, any deferrals or accruals of past or future operating cash receipts or payments and item of income or expenses associated with investing or financing cash flows. The cash flows from operating, investing and financing activities are segregated.

## 1.20 Dividend distribution:

Final equity dividends on shares are recorded as a liability on the date of approval by the shareholders and interim equity dividends are recorded as a liability on the date of declaration by the Company's Board of Directors.

## 1.21 Segment Reporting:

Operating segments have been identified taking into account the nature of the products / services, geographical locations, nature of risks and returns, internal organization structure and internal financial reporting system. The Company prepares its segment information in conformity with the accounting policies adopted for preparing and presenting the financial statements of the Company as a whole. These operating results are regularly reviewed by the company's Chief Operating Decision Maker ("CODM").

## 1.22 Critical accounting judgements and key sources of estimation uncertainty:

The preparation of the Company's financial statements requires management to make judgements, estimates and assumptions that affect the reported amounts of revenues,



# Standalone Notes

on accounts for the year ended March 31, 2022 | CIN: L18101MH1992PLCO65136

(₹ in lakhs except as otherwise stated)

expenses, assets and liabilities and the accompanying disclosures and the disclosure of contingent liabilities. Uncertainty about these assumptions and estimates could result in outcomes that require a material adjustment to the carrying amount of assets or liabilities affected in future periods

## Critical judgements and estimates in applying accounting policies:

### 1) Property, Plant and Equipment:

Property, Plant and Equipment represent a significant proportion of the asset base of the Company. The charge in respect of periodic depreciation is derived after determining an estimate of an asset's expected useful life. The useful lives of the Company's assets are determined by the management at the time the asset is acquired and reviewed periodically, including at each financial year end. The lives are based on historical experience with similar assets as well as anticipation of future events, which may impact their life, such as changes in technical or commercial obsolescence arising from changes or improvements in production or from a change in market demand of the product or service output of the asset.

### 2) Estimation of Defined benefit obligation:

The costs of providing post-employment benefits are charged to the Statement of Profit and Loss in accordance with Ind AS 19 'Employee benefits' over the period during which benefit is derived from the employees' services. The costs are assessed on the basis of assumptions selected by the management. These assumptions include salary escalation rate, discount rates,

expected rate of return on assets and mortality rates. The same is disclosed in Note 2.40

### 3) Sales Returns:

The Company accounts for sales returns by recording an allowance for sales returns concurrent with the recognition of revenue at the time of a product sale. This allowance is based on the Company's estimate of expected sales returns. The Company deals in various products and operates in various markets. Accordingly, the estimate of sales returns is determined primarily by the Company's historical experience in the markets in which the Company operates.

### 4) Fair value measurement of Financial Instruments: Refer Note 2.50

### 5) Impairment

An impairment loss is recognised for the amount by which an asset's or cash-generating unit's carrying amount exceeds its recoverable amount to determine the recoverable amount, management estimates expected future cash flows from each asset or cash generating unit and determines a suitable interest rate in order to calculate the present value of those cash flows. In the process of measuring expected future cash flows, management makes assumptions about future operating results. These assumptions relate to future events and circumstances. The actual results may vary and may cause significant adjustments to the Company's assets. In most cases, determining the applicable discount rate involves estimating the appropriate adjustment to market risk and the appropriate adjustment to asset-specific risk factors.

# Standalone Notes

on accounts for the year ended March 31, 2022 | CIN: L18101MH1992PLCO65136

(₹ in lakhs except as otherwise stated)

## 2.1: PROPERTY, PLANT AND EQUIPMENT AND INTANGIBLE ASSETS

Sr. No.	Description of the Block of Assets	GROSS BLOCK			DEPRECIATION/AMORTISATION			NET BLOCK		
		As at April 01, 2021	Additions	Deductions/ Discarded	As at March 31, 2022	As at April 01, 2021	Depreciation	Deductions/ Discarded	As at March 31, 2022	As at March 31, 2022
<b>Property Plant &amp; Equipment (Tangible Assets)</b>										
1	Free Hold Land	1,801.18	-	-	1,801.18	-	-	-	-	1,801.18
2	Building	4,569.05	527.83	0.19	5,096.69	679.45	185.56	0.10	864.91	4,231.78
3	Furnitures & Fixtures	116.04	-	-	116.04	70.30	15.61	-	85.91	30.13
4	Plant and Machinery	2,756.47	235.99	56.46	2,936.00	1,250.99	297.03	24.93	1,523.09	1,412.91
5	Computer	205.39	30.48	1.20	234.67	197.37	18.61	1.20	214.78	19.89
6	Office Equipments	330.65	31.95	6.48	356.12	236.73	38.57	5.23	270.07	86.05
7	Vehicles	356.10	18.04	39.20	334.94	128.65	43.79	23.45	148.99	185.95
<b>Total of Property Plant &amp; equipment (a)</b>		<b>10,134.88</b>	<b>844.29</b>	<b>103.53</b>	<b>10,875.64</b>	<b>2,563.49</b>	<b>599.17</b>	<b>54.91</b>	<b>3,107.75</b>	<b>7,767.89</b>
<b>Intangible Assets (other than internally generated)</b>										
1	Software (Acquired)	134.80	21.84	-	156.64	118.74	9.60	-	128.34	28.30
<b>Total of Intangible Assets (b)</b>		<b>134.80</b>	<b>21.84</b>	<b>-</b>	<b>156.64</b>	<b>118.74</b>	<b>9.60</b>	<b>-</b>	<b>128.34</b>	<b>28.30</b>
<b>Right of Use Assets</b>										
1	Land	204.05	-	-	204.05	6.11	3.05	-	9.16	194.89
2	Building	386.00	254.92	-	640.92	71.87	88.60	-	160.47	480.45
<b>Total of Right of Use Assets (c)</b>		<b>590.05</b>	<b>254.92</b>	<b>-</b>	<b>844.97</b>	<b>77.98</b>	<b>91.65</b>	<b>-</b>	<b>169.63</b>	<b>675.34</b>

Sr. No.	Description of the Block of Assets	GROSS BLOCK			DEPRECIATION/AMORTISATION			NET BLOCK		
		As at April 01, 2021	Additions	Capitalised	As at March 31, 2022	As at April 01, 2021	Depreciation	Deductions/ Discarded	As at March 31, 2022	As at March 31, 2022
<b>Capital Work in Progress (CWIP)</b>										
1	Plant and Machinery	-	108.90	51.10	57.80	-	-	-	-	57.80
2	Building	96.95	461.14	527.83	30.25	-	-	-	-	30.25
<b>Total CWIP (d)</b>		<b>96.95</b>	<b>570.04</b>	<b>578.94</b>	<b>88.05</b>	<b>-</b>	<b>-</b>	<b>-</b>	<b>-</b>	<b>88.05</b>
<b>Investment Properties (2.1.1)</b>										
1	Building	255.91	-	-	255.91	124.61	2.21	-	126.82	129.09
<b>Total Investment properties (e)</b>		<b>255.91</b>	<b>-</b>	<b>-</b>	<b>255.91</b>	<b>124.61</b>	<b>2.21</b>	<b>-</b>	<b>126.82</b>	<b>129.09</b>
<b>Grand total (a+b+c+d+e)</b>		<b>11,212.59</b>	<b>1,691.09</b>	<b>682.46</b>	<b>12,221.22</b>	<b>2,884.82</b>	<b>702.63</b>	<b>54.91</b>	<b>3,532.54</b>	<b>8,688.66</b>



# Standalone Notes

on accounts for the year ended March 31, 2022 | CIN: L18101MH1992PLC065136

(₹ in lakhs except as otherwise stated)

## 2.1: PROPERTY, PLANT AND EQUIPMENT AND INTANGIBLE ASSETS

Sr. No.	Description of the Block of Assets	GROSS BLOCK			DEPRECIATION/AMORTISATION			NET BLOCK		
		As at April 01, 2020	Additions	Deductions/ Discarded	As at March 31, 2021	As at April 01, 2020	Depreciation	Deductions/ Discarded	As at March 31, 2021	As at March 31, 2021
<b>Property Plant &amp; Equipment (Tangible Assets)</b>										
1	Free Hold Land	1,801.18	-	-	1,801.18	-	-	-	-	1,801.18
2	Building	4,097.66	471.39	-	4,569.05	504.23	175.21	-	679.45	3,889.60
3	Furnitures & Fixtures	114.44	1.60	-	116.04	52.66	17.63	-	70.30	45.74
4	Plant and Machinery	2,866.43	172.84	282.80	2,756.47	1,100.26	293.29	142.56	1,250.99	1,505.48
5	Computer	206.61	2.24	3.45	205.39	178.66	22.17	3.45	197.37	8.02
6	Office Equipments	319.05	11.61	0.01	330.65	177.08	59.66	0.01	236.73	93.92
7	Vehicles	256.85	129.10	29.84	356.10	112.32	39.63	23.29	128.65	227.45
<b>Total of Property Plant &amp; equipment (a)</b>		<b>9,662.21</b>	<b>788.78</b>	<b>316.11</b>	<b>10,134.88</b>	<b>2,125.20</b>	<b>607.60</b>	<b>169.32</b>	<b>2,563.48</b>	<b>7,571.40</b>
<b>Intangible Assets (other than internally generated)</b>										
1	Software (Acquired)	134.52	0.28	-	134.80	104.71	14.03	-	118.74	16.06
<b>Total of Intangible Assets (b)</b>		<b>134.52</b>	<b>0.28</b>	<b>-</b>	<b>134.80</b>	<b>104.71</b>	<b>14.03</b>	<b>-</b>	<b>118.74</b>	<b>16.06</b>
<b>Right of Use Assets</b>										
1	Land		204.05	-	204.05	3.06	3.05	-	6.11	197.94
2	Building	386.00	-	-	386.00	29.66	42.21	-	71.87	314.13
<b>Total of Right of Use Assets (c)</b>		<b>386.00</b>	<b>204.05</b>	<b>-</b>	<b>590.05</b>	<b>32.72</b>	<b>45.26</b>	<b>-</b>	<b>77.98</b>	<b>512.07</b>

Sr. No.	Description of the Block of Assets	GROSS BLOCK			DEPRECIATION/AMORTISATION			NET BLOCK		
		As at April 01, 2020	Additions	Capitalised	As at March 31, 2021	As at April 01, 2020	Depreciation	Deductions/ Discarded	As at March 31, 2021	As at March 31, 2021
<b>Capital Work in Progress (CWIP)</b>										
1	Plant and Machinery	21.02	9.00	30.02	-	-	-	-	-	-
2	Building	264.98	153.36	321.39	96.95	-	-	-	-	96.95
<b>Total CWIP (d)</b>		<b>286.00</b>	<b>162.36</b>	<b>351.41</b>	<b>96.95</b>	<b>-</b>	<b>-</b>	<b>-</b>	<b>-</b>	<b>96.95</b>
<b>Intangible Assets under development</b>										
1	Software		-	-	-	-	-	-	-	-
<b>Total CWIP (d)</b>		<b>286.00</b>	<b>162.36</b>	<b>351.41</b>	<b>96.95</b>	<b>-</b>	<b>-</b>	<b>-</b>	<b>-</b>	<b>96.95</b>
<b>Investment Properties (2.1.1)</b>										
1	Building	255.91	-	-	255.91	121.69	2.93	-	124.61	131.30
<b>Total Investment properties (e)</b>		<b>255.91</b>	<b>-</b>	<b>-</b>	<b>255.91</b>	<b>121.69</b>	<b>2.93</b>	<b>-</b>	<b>124.61</b>	<b>131.30</b>
<b>Grand total (a+b+c+d+e)</b>		<b>10,724.65</b>	<b>1,155.47</b>	<b>667.52</b>	<b>11,212.59</b>	<b>2,384.31</b>	<b>669.82</b>	<b>169.32</b>	<b>2,884.81</b>	<b>8,327.78</b>

# Standalone Notes

on accounts for the year ended March 31, 2022 | CIN: L18101MH1992PLC065136

(₹ in lakhs except as otherwise stated)

## 2.1.1 Investment Property

Particulars	March 31, 2022	March 31, 2021
Rental income derived from Investment property	104.70	89.81
Direct operating expenses (Including repair and maintenance)	2.58	2.58
Income arising from Investment properties before depreciation	102.12	87.23
Depreciation	2.21	2.93
Income from Investment properties (Net)	99.91	84.30

The company obtains independent valuations for its investment properties by a specialist in valuing these type of investment property. The best estimate of fair value in current prices in active market for similar properties. Fair Value is ₹ 2481.43 lakhs.

## 2.1.2 Capital Work in Progress (CWIP) ageing schedule

a) Capital Work in Progress	Amount in CWIP for a period				Total
	Less than 1 year	1-2 Years	2-3 Years	More than 3 Years	
Projects in Progress	88.05	-	-	-	88.05
	(96.95)	-	-	-	(96.95)
Projects temporarily suspended	-	-	-	-	-

Note: Figures in brackets indicate previous year's figures

- b) There are no capital work in progress, whose completion or cost compared to its original plan is overdue.
- c) Amount capitalised under building block includes ₹ 532.33 lakhs (P.Y. ₹ 321.39 lakhs) being the amount of capital expenditure incurred on self-constructed assets. Further such amount included under CWIP is aggregating to ₹ 30.25 lakhs (P.Y. ₹ 262.78 lakhs).

**2.1.3** Building includes the value of 14,000 (P.Y.14,000) share of ₹ 100 each in Synthofine Estate CHS Ltd and value of 10 (P.Y.10) share of ₹ 50 each in Gautam Chemical Industrial Premises CHS Ltd.

**2.1.4** Right to Use - Building includes building constructed on lease hold land having Gross block of ₹ 226.65 lakhs (P.Y. ₹ 226.65 lakhs)

**2.1.5** In the year 2014-15, the company has acquired freehold land with integrated structures for a composite value whose conveyance is registered and municipal records updated. The value of the structure is determined based on estimated depreciated value of structures and the balance is considered as the value of the land. In respect of the land, the company has undivided share in land. Also an insignificant portion of land is unlawfully occupied by an illegal occupant and the said occupant had raised some illegal structures which were demolished by the Municipal Corporation. The said illegal occupant has filed a suit in the Hon'ble High Court for his alleged claim in respect of the portion of the land illegally occupied by him. The company has refuted the alleged claim of the illegal occupant and is defending the suit. The Company has filed an Eviction suit against the illegal occupant in the Hon'ble Small Causes Court. Both the said matters are sub-judiced. There is insignificant impact of these litigations on the financial position of the company.

**2.1.6** The company does not have any proceedings initiated or are pending against it, for holding benami property under the Benami Transactions (Prohibition) Act, 1988 (45 of 1988) and rules made thereunder.

**2.1.7** The Company has not revalued its property, plant and equipment (including right-of-use assets) or intangible assets or investment property during the current or previous year.



# Standalone Notes

on accounts for the year ended March 31, 2022 | CIN: L18101MH1992PLC065136

(₹ in lakhs except as otherwise stated)

## 2.2: INVESTMENTS

### Long Term Investments

Particulars	As at March 31, 2022	As at March 31, 2021
<b>a) Trade Investments (Unquoted)</b>		
<b>Investment in Joint Venture White Knitwear Private Limited</b>		
In Equity Shares		
330,000 (P.Y. 330,000) Shares of face value ₹ 10 each, fully paid up.	33.00	33.00
In Preference Shares		
3,125,000 (P.Y. 3,125,000) 9% Cumulative Redeemable Preference Shares of face value of ₹ 10 each fully paid up.	312.50	312.50
<b>b) Trade Investments (Unquoted)</b>		
Investment in Subsidiary - Klounge Lifestyle Ltd		
<b>In Equity Shares</b>		
50,00,000 (P.Y. Nil) Shares of face value ₹ 10 each, fully paid up.	500.00	-
<b>b) Other than Trade Investments (Quoted)</b>		
<b>In Equity Shares</b>		
4,512 (P.Y. 4,512) Reliance Power Limited Shares of face value ₹ 10 each fully paid up.	0.61	0.20
15,000 (P.Y. 15,000) HCL Technologies Ltd Shares of face value ₹ 2 each fully paid up.	174.50	147.52
25,000 (P.Y. 25,000) Tech Mahindra Ltd Shares of face value ₹ 5 each fully paid up.	374.83	247.81
<b>c) Other than Trade Investments (Unquoted)</b>		
<b>In Equity Shares</b>		
4,35,730 (P.Y. Nil) Bazaar Style Retail limited Shares of face value ₹ 10 each fully paid up.	1,000.00	-
<b>In Fixed Maturity Plan</b>		
<b>Investment in unquoted Mutual Funds</b>		
Aditya Birla Sunlife FTP Series PV- Direct-Growth [Units: 4,000,000 (P.Y.: 4,000,000)]	-	523.52
Aditya Birla Sunlife FTP Series PV-Growth [Units: 1,000,000 (P.Y.: 1,000,000)]	-	130.15
IDFC FTP Series 152 - Growth [Units: 1,000,000 (P.Y.: 1,000,000)]	-	126.36
Invesco India FMP Series 31 Plan D - Growth [Units: 1,000,000 (P.Y.: 1,000,000)]	-	130.75
<b>In the units of Fixed Maturity Plan (FMP'S) of ₹ 1000/- each fully paid</b>		
PGIM India Fixed Duration Fund-Series AY-Growth (Formerly known as DHFL Pramerica Fixed Duration Fund-Series AY-Growth) [Units: 20,000 (P.Y.: 20,000)]	-	260.13
PGIM India Fixed Duration Fund-Series BA-Growth (Formerly known as DHFL Pramerica Fixed Duration Fund-Series BA-Growth) [Units: 10,000 (P.Y.: 10,000)]	-	128.46
<b>Investment in Portfolio management services</b>		
Somerset Indus Healthcare India Fund		
Capital Contribution	44.64	-
Mehta Multifocused Fund		
Capital Contribution	41.78	28.15
Kotak India Whizdom Fund		
Capital Contribution	7.53	10.42
Sistema Asia Fund		
Capital Contribution	240.75	114.32
	<b>2,730.13</b>	<b>2,193.28</b>
Aggregate Market/Net asset Value		
- Quoted	549.94	395.53
- Unquoted	2,180.19	1,797.75

# Standalone Notes

on accounts for the year ended March 31, 2022 | CIN: L18101MH1992PLC065136

(₹ in lakhs except as otherwise stated)

## 2.2.1

The Company had invested in aggregate ₹ 34,550,000 in Joint Venture "White Knitwear Private Limited" (WKPL). The WKPL had acquired land in Surat Special Economic Zone (SEZ) and constructed factory building for setting up of manufacturing unit for production of Knitwear Apparels for exports. However due to slowdown in International market, SEZ could not take off and most of the members of SEZ shelved their projects and approached to Gujarat Industrial Development Corporation (GIDC) and State and Central government for de-notification of SEZ.

Gujarat Industrial Development Corporation vide its circular No. GIDC/CIR/Distribution/Policy/13/05 dated 14.03.2013 has de-notified the SEZ and conceded the members to convert and use the erstwhile land in SEZ as Domestic Tariff Area (DTA) subject to fulfillment of conditions stated therein. WKPL vide its letter dated 04.04.13 has consented for de-notification of its plot of land and undertaken to complete the formal procedure for the same.

Post de-notification joint venture partners shall dispose of the Company/land and building and realize the proceeds to return it to joint venture partners.

No provision for diminution in the value of investment is considered necessary for the year ended March 2022

## 2.2.2

The Company has complied with the number of layers prescribed under the Companies Act, 2013

## 2.3: OTHER FINANCIAL ASSETS

### (Unsecured considered good)

Particulars	As at March 31, 2022	As at March 31, 2021
Security Deposits	340.75	395.12
Loan to Employees	13.53	26.88
Rent Deposits to Related Parties	7.83	7.83
Bank Deposits (includes deposits offered as security ₹ 60.87 (P.Y. 48.00))	1,162.62	1,433.55
Interest receivables on Bank Deposits	0.60	1.89
	<b>1,525.33</b>	<b>1,865.27</b>

## 2.4: OTHER NON CURRENT ASSETS

Particulars	As at March 31, 2022	As at March 31, 2021
Capital Advances	5.69	12.04
Prepaid Expenses	17.39	24.67
Advance Tax/Tax deducted at source (Net of Provision)	5.78	252.19
	<b>28.86</b>	<b>288.90</b>

## 2.5: INVENTORIES

Particulars	As at March 31, 2022	As at March 31, 2021
Finished goods	5,948.96	2,265.93
Work-in-Progress	3,826.73	1,295.85
Raw material	1,059.95	1,063.47
Traded goods	157.92	186.77
Packing material & accessories	196.15	143.88
Stores, chemicals and consumables	109.24	100.74
	<b>11,298.95</b>	<b>5,056.64</b>



# Standalone Notes

on accounts for the year ended March 31, 2022 | CIN: L18101MH1992PLC065136

(₹ in lakhs except as otherwise stated)

## 2.6: CURRENT INVESTMENTS

(includes current maturity of non current investment)

Particulars	As at March 31, 2022	As at March 31, 2021
<b>Investment in unquoted Mutual Funds</b>		
<b>In units of Fixed Maturity Plans (FMP's) of ₹ 10/- each fully paid up</b>		
<b>(Current Portion of Long Term Investments)</b>		
Franklin India FMP-Sereis 2-Plan A - Growth [Units: NIL (PY: 1,000,000)]	-	125.54
Franklin India FMP-Sereis 2-Plan B - Growth [Units: NIL (PY: 1,000,000)]	-	126.34
HSBC FTS 130 Growth 1204 days - Growth [Units: NIL (PY: 1,000,000)]	-	124.36
Nippon India Fixed Horizon Fund XXXV - Series 7 - Growth (Formerly known as Reliance Fixed Horizon Fund XXXV - Series 7 - Growth) [Units: NIL (PY: 2,000,000)]	-	252.93
Nippon India Fixed Horizon Fund XXXVI-Series 6 - Growth (Formerly known as Reliance Fixed Horizon Fund XXXVI-Series 6 - Growth) [Units: NIL (PY: 7,000,000)]	-	883.36
Nippon India Fixed Horizon Fund XXXVI-Series 6 - Growth (Formerly known as Reliance Fixed Horizon Fund XXXVI-Series 6 - Growth) [Units: NIL (PY: 3,000,000)]	-	375.40
DSP FMP-Series 232-36M-Growth [Units: NIL (PY : 1,000,000)]	-	124.78
DSP FMP-Series 235-36M-Growth [Units: NIL (PY : 1,000,000)]	-	124.05
ICICI Pru FMP Series 82 - 1119 Days Plan X - Growth [Units: NIL (PY.: 6,500,000)]	-	807.61
ICICI Pru FMP Series 82 - 1141 Days Plan Y-Direct- Growth [Units: NIL (PY.: 3,000,000)]	-	376.37
ICICI Pru FMP Series 82 - 1141 Days Plan Y - Growth [Units: NIL (PY.: 3,000,000)]	-	375.38
Kotak FMP Series 228 - Direct-Growth [Units: NIL (PY.: 1,000,000)]	-	126.55
Kotak FMP Series 228 - Growth [Units: NIL (PY.: 1,000,000)]	-	125.87
Tata FMP Series 55 Scheme G - Growth [Units: NIL (PY.: 1,000,000)]	-	124.96
UTI FTIF-Series XXIX-VI - Growth [Units: NIL (PY.: 1,000,000)]	-	126.37
Aditya Birla Sunlife FTP Series PV- Direct-Growth [Units: 4,000,000 (PY : 4,000,000)]	546.17	-
Aditya Birla Sunlife FTP Series PV-Growth [Units: 1,000,000 (PY : 1,000,000)]	135.54	-
IDFC FTP Series 152 - Growth [Units: 1,000,000 (PY.: 1,000,000)]	132.11	-
Invesco India FMP Series 31 Plan D - Growth [Units: 1,000,000 (PY.: 1,000,000)]	136.68	-
<b>In the units of Fixed Maturity Plan (FMP'S) of ₹ 1000/- each fully paid</b>		
PGIM India Fixed Duration Fund-Series AY-Growth (Formerly known as DHFL Pramerica Fixed Duration Fund-Series AY-Growth) [Units: 20,000 (PY.: 20,000)]	271.76	-

# Standalone Notes

on accounts for the year ended March 31, 2022 | CIN: L18101MH1992PLC065136

(₹ in lakhs except as otherwise stated)

Particulars	As at March 31, 2022	As at March 31, 2021
PGIM India Fixed Duration Fund-Series BA-Growth (Formerly known as DHFL Pramerica Fixed Duration Fund-Series BA-Growth) [Units: 10,000 (PY.: 10,000)]	133.94	-
<b>Investment in unquoted Mutual Funds</b>		
<b>In the units of Income Funds of ₹ 10/- each fully paid</b>		
HDFC Corporate Bond Fund - Growth [Units: 4,814,823.517 (PY.: 4,814,823.517)]	1,275.03	1,212.54
IDFC Corporate Bond Fund -Regular - Growth [Units: 2,323,070.357 (PY.: 2,323,070.357)]	365.52	348.99
Sundaram Short Duration Fund - Growth (Formerly known as Principal Short Term Debt Fund - Growth) [Units: 2,600,012.482 (PY.: 2,600,012.482)]	990.08	944.22
DSP Corporate Bond Fund - Growth [Units: 4,167,079.735 (PY.: 4,167,079.735)]	554.68	533.42
L&T Triple Ace Bond Fund - Growth [Units: 375,629.179 (PY.: 375,629.179)]	236.11	224.02
Axis Corporate Debt Fund - Direct - Growth [Units: 2,248,594.563 (PY.: 2,248,594.563)]	320.65	305.05
Axis Corporate Debt Fund - Regular - Growth [Units: 1,526,175.217 (PY.: 1,526,175.217)]	209.94	201.08
Bharat Bond FOF - Direct - Growth [Units: 9,291,652.263 (PY.: 9,291,652.263)]	1,005.63	950.90
Bharat Bond FOF - Regular - Growth [Units: 4,989,962.01 (PY.: NIL)]	540.06	-
ICICI Pru Corporate Bond Fund - Growth [Units: 2,648,774.634 (PY.: 2,648,774.634)]	651.24	622.64
Kotak Bond Fund - Growth [Units: 766,059.715 (PY.: 766,059.715)]	522.57	496.09
Mirae Asset Dynamic Bond Fund - Direct - Growth [Units: 2,186,878.081 (PY.: 2,186,878.081)]	316.33	302.33
Nippon India Corporate Bond Fund - Direct - Growth [Units: 540,209.829 (PY.: 540,209.829)]	267.66	253.31
UTI Corporate Bond Fund - Direct - Growth [Units: 2,351,809.029 (PY.: 2,351,809.029)]	315.21	301.18
Edelweiss NIFTY PSU Bond Plus SDL Index 2026 [Units: 13,108,299.066 (PY.: NIL)]	1,405.66	-
ICICI Pru PSU Bond Plus SDL 40-60 Index Fund Sep27 - Growth [Units: 14,909,288.086 (PY.: NIL)]	1,515.38	-
	<b>11,847.95</b>	<b>10,895.64</b>
<b>Aggregate Market/Net asset Value</b>	<b>11,847.95</b>	<b>10,895.64</b>

## 2.7: TRADE RECEIVABLES

Particulars	As at March 31, 2022	As at March 31, 2021
a) Trade Receivables considered good - Secured	1,734.30	1,701.12
b) Trade Receivables considered good - Unsecured	17,235.94	12,427.95
c) Trade Receivables which has significant increase in credit risks	171.91	299.02
d) Trade Receivables - credit impaired	-	-
Less : Provision for Doubtful Debts (based on Expected Credit Loss model)	(2,050.00)	(1,325.00)
	<b>17,092.15</b>	<b>13,103.09</b>



# Standalone Notes

on accounts for the year ended March 31, 2022 | CIN: L18101MH1992PLC065136

(₹ in lakhs except as otherwise stated)

## 2.8: CASH & CASH EQUIVALENT

Particulars	As at March 31, 2022	As at March 31, 2021
Cash on Hand	75.33	26.19
Balances with Banks :-		
In Current Accounts	164.55	196.90
In Bank Deposits	2,214.91	1,373.18
Liquid Mutual Funds	16,669.19	13,767.68
	<b>19,123.98</b>	<b>15,363.95</b>

### 2.8.1 Details of Current Investments in Liquid Mutual Funds(Unquoted) as given below:

Particulars	As at March 31, 2022	As at March 31, 2021
<b>a) Face Value of ₹ 10/- each fully paid up</b>		
DSP Low Duration Fund-Gowth [Units: 2,252,040.293 (PY.: 684,125.551)]	370.68	108.26
HDFC Ultra Short Term Fund - Growth [Units: 11,328,926.639 (PY.: 11,328,926.639)]	1,406.24	1,352.60
Nippon India Floating Rate Fund - Growth [Units: 4,255,404.586 (PY.: 4,255,404.586)]	1,606.18	1,531.44
Nippon India Money Market Fund - Growth [Units: 3,401.512 (PY.: 3,401.512)]	113.97	109.55
HDFC Banking and PSU Debt Fund - Direct - Growth [Units: 2,750,878.956 (PY.: 2,750,878.956)]	527.05	502.02
Mirae Asset Banking & PSU Debt Fund - Direct - Growth [Units: 4,892,506.274 (PY.: 4,892,506.274)]	523.39	501.67
Tata Banking & PSU Debt Fund - Direct - Growth [Units: 2,688,278.526 (PY.: 2,688,278.526)]	319.32	303.14
Nippon India Banking & PSU Debt Fund - Regular - Growth [Units: 3,066,240.24 (PY.: NIL)]	516.80	-
<b>Total (a)</b>	<b>5,383.63</b>	<b>4,408.68</b>
<b>b) Face Value of ₹ 100/- each fully paid up</b>		
Aditya Birla Sunlife Banking & PSU Debt Fund - Growth [Units: 96,032.789 (PY.: 96,032.789)]	284.75	272.00
Aditya Birla Sunlife Floating Rate Fund - Growth [Units: 198,771.602 (PY.: 124,046.445)]	563.62	538.04
ICICI Pru Money Market Fund - Growth [Units: 351,082.473 (PY.: 351,082.473)]	1,077.45	1,036.67
Aditya Birla Sun Life Banking & PSU Debt Fund - Growth [Units: 434,984.733 (PY.: 434,984.733)]	1,323.77	1,260.24
ICICI Pru Ultra Short Term Fund - Growth [Units: 6,782,948.219 (PY.: NIL)]	1,621.86	-
<b>Total (b)</b>	<b>4,871.45</b>	<b>3,106.95</b>
<b>c) Face Value of ₹ 1,000/- each fully paid up</b>		
Axis Treasury Advantage Fund - Growth [Units: 46,486.382 (PY.: 46,486.382)]	1,160.82	1,116.13
Kotak Money Market Scheme - Growth [Units: 5,628.328 (PY.: 5,628.328)]	203.79	196.08
Tata Treasury Advantage Fund - Growth [Units: 2,645.036 (PY.: 2,645.036)]	84.50	82.14
Sundaram Low Duration Fund - Growth (Formerly known as Principal Low Duration Fund - Growth)	98.38	94.68

# Standalone Notes

on accounts for the year ended March 31, 2022 | CIN: L18101MH1992PLC065136

(₹ in lakhs except as otherwise stated)

Particulars	As at March 31, 2022	As at March 31, 2021
[Units: 3,325.994 (PY.: 3,325.994)]		
Invesco India Treasury Advantage Fund - Growth	429.89	413.51
[Units: 13,549.553 (PY.: 3,565.121)]		
Tata Money Market Fund - Growth	866.19	162.25
[Units: 22,643.371 (PY.: 4,421.036)]		
Axis Banking & PSU Debt Fund - Regular - Growth	500.30	481.30
[Units: 23,370.742 (PY.: 23,370.742)]		
Kotak Low Duration Fund - Direct - Growth	526.72	503.48
[Units: 18,152.527 (PY.: 18,152.527)]		
SBI Liquid Fund - Direct - Growth	-	361.07
[Units: NIL (PY.: 11,207.587)]		
SBI Liquid Fund - Regular - Growth	-	515.93
[Units: NIL (PY.: 16,107.328)]		
SBI Overnight Fund - Direct - Growth	-	503.49
[Units: NIL (PY.: 15,021.778)]		
Tata Liquid Fund - Regular - Growth	-	670.67
[Units: NIL (PY.: 20,797.331)]		
UTI Liquid Cash Plan - Direct - Growth	-	647.17
[Units: NIL (PY.: 19,201.003)]		
UTI Treasury Advantage Fund - Regular - Growth	550.53	504.15
[Units: 19,274.573 (PY.: 19,274.573)]		
Kotak Floating Rate Fund - Direct - Growth	130.91	-
[Units: 10,666.375 (PY.: NIL)]		
Kotak Floating Rate Fund - Regular - Growth	517.73	-
[Units: 42,618.106 (PY.: NIL)]		
SBI Magnum Ultra Short Duration Fund - Direct - Growth	534.76	-
[Units: 10,919.899 (PY.: NIL)]		
UTI Treasury Advantage Fund - Direct - Growth	137.77	-
[Units: 4,763.423 (PY.: NIL)]		
UTI Money Market Fund - Direct - Growth	671.82	-
[Units: 26,972.577 (PY.: NIL)]		
<b>Total (c)</b>	<b>6,414.11</b>	<b>6,252.05</b>
Aggregate Market/Net asset Value	16,669.19	13,767.68

## 2.9: OTHER BANK BALANCES

Particulars	As at March 31, 2022	As at March 31, 2021
Earmarked balances in bank		
In Unclaimed Dividend Accounts	8.72	10.03
In Bank Deposits offered as Security (Maturity of less than 12 Months)	47.46	0.25
	56.18	10.28
	<b>19,180.16</b>	<b>15,374.23</b>

## 2.10: OTHER FINANCIAL ASSETS

(Unsecured, Considered Good)

Particulars	As at March 31, 2022	As at March 31, 2021
Advance to Employee	63.49	14.44
Loans to Employee	15.09	18.58
Interest receivables on Bank Deposits	165.63	92.70
	<b>244.21</b>	<b>125.72</b>





# Standalone Notes

on accounts for the year ended March 31, 2022 | CIN: L18101MH1992PLC065136

(₹ in lakhs except as otherwise stated)

## 2.11: OTHER CURRENT ASSETS

Particulars	As at March 31, 2022	As at March 31, 2021
Export Incentive Receivable	28.77	46.42
Prepaid Expenses	142.54	109.72
Other Receivable	67.48	53.14
Advance for gratuity	32.79	157.77
Advance to Suppliers	1,367.14	636.59
	<b>1,638.72</b>	<b>1,003.64</b>

## 2.12: SHARE CAPITAL

Particulars	As at March 31, 2022	As at March 31, 2021
<b>Authorized Capital</b>		
125,000,000 (P.Y. 20,000,000) Equity shares of ₹ 10 each	12,500.00	2,000.00
<b>Issued, subscribed and Paid up :</b>		
61,625,185 (P.Y. 12,325,037) Equity shares of ₹ 10 each, fully paid up	6,162.52	1,232.50
	<b>6,162.52</b>	<b>1,232.50</b>

**2.12.1** The Company has only one class of shares referred to as equity shares having a par value of ₹ 10/-. Each holder of equity shares is entitled to one vote per share.

### 2.12.2 Reconciliation of the shares outstanding at the beginning and at the end of the year

Particulars	March 31, 2022		March 31, 2021	
	No. of shares	Amount	No. of shares	Amount
Shares outstanding at the beginning of the year	12,325,037	123,250,370	12,325,037	123,250,370.00
Add: Bonus Share issued	49,300,148	493,001,480	-	-
Shares bought back during the year	-	-	-	-
<b>Shares outstanding at the end of the year</b>	<b>61,625,185</b>	<b>616,251,850</b>	<b>12,325,037</b>	<b>123,250,370.00</b>

### 2.12.3 Details of the shareholders holding more than 5% shares in the Company

Name of Shareholder	March 31, 2022		March 31, 2021	
	No. of Shares held*	% of Holding	No. of Shares held	% of Holding
Shantaben P. Jain j/w Kewalchand P. Jain j/w Hemant P. Jain(equity shares held in their capacity as trustees/beneficiaries of P.K.Jain Family Holding Trust)	30,765,000	49.92	6,153,000	49.92
Mr.Dinesh P Jain includes 5,12,905 (P.Y.1,02,581) shares jointly held with Mrs. Sangeeta D. Jain	3,649,155	5.92	729,831	5.92
Mr.Vikas P Jain includes 4,72,855 (P.Y.94,571) shares jointly held with Mrs. Kesar V. Jain	3,609,105	5.86	721,821	5.86
Mr. Hemant P Jain includes 4,03,325 (P.Y.80,665) shares jointly held with Mrs. Lata H. Jain	3,459,575	5.61	691,915	5.61
Mr. Kewalchand P Jain includes 3,96,805 (P.Y.79,361) shares jointly held with Mrs. Veena K. Jain	3,453,055	5.60	690,611	5.60
SBI Small Cap Fund	-	-	678,695	5.51
Nalanda India Fund Limited	-	-	879,081	7.13

\*Information above is adjusted for bonus issue.

**2.12.4** In the event of liquidation of the Company, the holders of equity shares will be entitled to receive any of the remaining assets of the Company, after distribution of all preferential amounts. However, there are no preferential amounts inter-se equity shareholders. The distribution will be in proportion to the number of equity shares held by the shareholders (After due adjustment in case shares are not fully paid up.)

# Standalone Notes

on accounts for the year ended March 31, 2022 | CIN: L18101MH1992PLC065136

(₹ in lakhs except as otherwise stated)

## 2.12.5 For the period of five years immediately preceding the date as at which the Balance Sheet is prepared:

- No shares have been allotted as fully paid-up without payment being received in cash.
- The company issued and allotted 49,300,148 fully paid up Bonus Equity shares of ₹ 10 each in the ratio of 4:1 (ie. 4 Bonus Equity shares for every 1 existing equity share of the Company) to the shareholders who held shares on December 17, 2021 (Record date).
- No shares have been bought back by the company.

## 2.13: OTHER EQUITY

Particulars	As at March 31, 2022	As at March 31, 2021
<b>Securities Premium</b>		
Opening Balance	8,426.77	8,426.77
Less: Amount transferred for issue of bonus shares	4,930.02	-
	<b>3,496.75</b>	<b>8,426.77</b>
<b>General Reserve</b>		
Opening Balance	5,375.63	5,375.63
Add: Amount transferred from Balance in the Statement of Profit and Loss	-	-
	<b>5,375.63</b>	<b>5,375.63</b>
<b>Balance in Statement of Profit and Loss</b>		
Opening balance	24,261.71	25,607.29
Add:Net profit after tax transferred from Statement of Profit and Loss	8,220.31	2,351.93
	<b>32,482.02</b>	<b>27,959.22</b>
<b>Less: Appropriations</b>		
Final Dividend (pertaining to previous year)	-	123.25
Interim Dividend	3,697.51	3,574.26
	<b>28,784.51</b>	<b>24,261.71</b>
<b>Business Progressive Fund</b>		
Opening Balance	4,000.00	4,000.00
Add: Amount transferred from Balance in the Statement of Profit and Loss	-	-
Less: Amount retransferred to Balance in the Statement of Profit and Loss	-	-
	<b>4,000.00</b>	<b>4,000.00</b>
	<b>41,656.89</b>	<b>42,064.11</b>

**2.13.1** The Company has created "Business Progressive Fund" by appropriating a sum of ₹ NIL (₹ P.Y.Nil) lakhs out of its profits to maintain normal growth in sluggish market conditions and support superior growth for long term. The said fund shall be for the purpose of launching & promoting new products, advertisement campaigns, promotional schemes and initial support to master stockiest and franchisees for development of retail business, reinforce existing channels of sales etc. The amount of fund is specifically earmarked and invested in liquid mutual funds or any other safe and highly liquid investments. The Company has made adequate provisions in accordance with Indian Accounting Standard (AS) -37 in normal course of business. INDAS-37 does not permit providing for expenses where present obligation does not exist or there is no fixed commitment.

Accordingly the Company has opted to create Business Progressive Fund. Further addition to the aforesaid fund shall be reviewed from time to time considering business environment and conditions and the income accrued from the fund. Any accretion to the investment shall be credited to Statement of Profit and Loss.

## 2.13A: FINANCIAL LIABILITIES

Particulars	As at March 31, 2022	As at March 31, 2021
Lease Liability	438.83	311.43
	<b>438.83</b>	<b>311.43</b>

## 2.14: PROVISIONS

### (Long term)

Particulars	As at March 31, 2022	As at March 31, 2021
Other Long Term Provisions	6.50	6.50
	<b>6.50</b>	<b>6.50</b>



# Standalone Notes

on accounts for the year ended March 31, 2022 | CIN: L18101MH1992PLC065136

(₹ in lakhs except as otherwise stated)

## 2.15 DEFERRED TAX

Particulars	As at March 31, 2022	As at March 31, 2021
<b>Deferred Tax Assets:</b>		
Provision for Assets	598.79	363.92
Others	136.79	100.73
Depreciation	-	-
<b>Deferred Tax Liability</b>		
Depreciation	(303.65)	274.82
Tax on LTCG on Mutual Fund	(395.93)	(477.84)
<b>Deferred Tax Asset/(Liabilities)</b>	<b>36.00</b>	<b>(288.00)</b>

**2.15.1** Tax effect of share issue expenses eligible for the Income tax deduction, under section 35D, credited to securities premium reserve account

**2.15.2** Deferred tax asset is recognized only on those timing differences, which reverse in the post tax free period, as Company enjoys exemption under section 80-IA of Income Tax Act, 1961 in respect of revenue generated from Wind Turbine Generator.

## 2.16: BORROWINGS

Particulars	As at March 31, 2022	As at March 31, 2021
<b>Secured Loan</b>		
Cash Credit from Bank (payable on demand) (Secured by pari-passu first charge on Stock and Trade Receivables)	4,659.85	2,643.80
	<b>4,659.85</b>	<b>2,643.80</b>
<b>Unsecured Loan (payable on demand)</b>		
Working Capital Loan from Bank	3,000.00	2,000.00
Financial Institute	-	-
	<b>7,659.85</b>	<b>4,643.80</b>

- The company has not been declared wilful defaulter by any bank or financial institutions or government or any government authority
- The company has registered the charges and satisfaction of charges with the registrar of companies
- The company has utilised the working capital loan towards the working capital requirements
- The quarterly returns or statements filed by the company with such banks or financial institutions are observed to be in agreement or the same are duly reconciled with the books of account and records maintained by the company.

## 2.17: LEASE LIABILITIES

Particulars	As at March 31, 2022	As at March 31, 2021
Lease Liabilities	89.00	30.58
	<b>89.00</b>	<b>30.58</b>

## 2.18: TRADE PAYABLES

Particulars	As at March 31, 2022	As at March 31, 2021
a) Micro and Small Enterprises		
Materials	36.19	24.25
b) Other than Micro and Small Enterprises		
Materials	4,652.37	3,316.69
Expenses	654.79	310.69
	<b>5,343.35</b>	<b>3,651.63</b>

# Standalone Notes

on accounts for the year ended March 31, 2022 | CIN: L18101MH1992PLC065136

(₹ in lakhs except as otherwise stated)

## 2.18.1: Disclosure U/s 22 of Micro, Small and Medium Enterprises Development Act, 2006 (MSMED Act)

	As at March 31, 2022	As at March 31, 2021
a) Principal amount remaining unpaid to micro and small enterprises (trade payable)	36.19	24.25
b) Principal amount remaining unpaid to micro and small enterprises (creditors for capital goods)	-	-
c) Principal amount paid beyond due date	-	-
d) Amount of Interest paid u/s 16 of MSMED Act	-	-
e) Amount of Interest due and remaining unpaid	-	-
f) Amount of Interest accrued and remaining unpaid	-	-
g) The amount of further interest due and payable even in the succeeding year, until such date when the interest dues as above are actually paid to the small enterprise, for the purpose of disallowance as a deductible expenditure under section 23 of the above Act.	-	-

Above information is disclosed to the extent available with the Company

## 2.19: OTHER FINANCIAL LIABILITIES

Particulars	As at March 31, 2022	As at March 31, 2021
Other Liabilities		
Security Deposits	608.36	531.45
Interest accrued but not due on borrowings	9.47	14.01
Salary and Wages payable	655.76	662.02
Employee Benefits	166.00	147.25
Unclaimed Dividend	8.72	10.03
	<b>1,448.31</b>	<b>1,364.76</b>

## 2.20: OTHER CURRENT LIABILITIES

Particulars	As at March 31, 2022	As at March 31, 2021
Other Payables		
Security Deposits	436.12	270.24
Capital Goods	127.12	70.91
Statutory Liabilities	275.62	69.91
Advance from Customers	654.01	981.95
	<b>1,492.87</b>	<b>1,393.01</b>

**2.20.1** Upon the enactment of 'The payment of Bonus (Amendment) Act 2015' the company had made additional provision for bonus amounting to ₹ 45 lakhs during the year 2015-16 pertaining to financial year 2014-15. Payment is not made pending final judgement from judicial authorities.

## 2.21: PROVISIONS

### (Short Term)

Particulars	As at March 31, 2022	As at March 31, 2021
Provision for Employee Benefit	56.99	103.92
Provision for Contingencies	976.40	290.78
Provision for Expenses Payable	1,794.01	912.77
Other Provisions (including Selling & Distribution Expenses etc.)	7,185.62	1,940.40
	<b>10,013.02</b>	<b>3,247.87</b>

## 2.22 CURRENT TAX LIABILITIES (NET)

Particulars	As at March 31, 2022	As at March 31, 2021
Provision for Taxations (Net of Advance Tax)	-	-
	<b>-</b>	<b>-</b>



# Standalone Notes

on accounts for the year ended March 31, 2022 | CIN: L18101MH1992PLC065136

(₹ in lakhs except as otherwise stated)

## 2.23: REVENUE FROM OPERATIONS

Particulars	For the year ended March 31, 2022	For the year ended March 31, 2021
<b>A. Sales Income</b>		
Sales of Apparel and Lifestyle Accessories/Products	60,511.30	30,059.99
Sale of Power	1.08	5.67
Sales of Apparel and Lifestyle Accessories/Products	60,512.38	30,065.66
<b>B. Other Operating Income</b>		
Service Income	102.10	121.42
Export Incentives	32.32	24.37
Miscellaneous Operating Income	114.18	61.51
	248.60	207.30
<b>Total Revenue from Operations</b>	<b>60,760.98</b>	<b>30,272.96</b>

## 2.24: OTHER INCOME

Particulars	For the year ended March 31, 2022	For the year ended March 31, 2021
Interest Income	164.86	185.13
Income from Current Investments and Liquid Mutual Funds:		
Effect of fair value measurements	1,079.62	1,191.71
Income from Non Current Investments		
Dividend on Equity Shares	12.83	5.21
Effect of fair value measurements	225.18	237.89
Rent Income on Investment Property	104.70	89.81
Exchange Rate Fluctuation (Net)	16.94	(5.39)
Profit on Sale of Property Plant & Equipment (Net)	82.01	-
	1,686.14	1,704.36

## 2.25: CHANGES IN INVENTORIES OF FINISHED GOODS, STOCK IN TRADE AND WORK IN PROGRESS

Particulars	For the year ended March 31, 2022	For the year ended March 31, 2021
<b>Opening stock</b>		
Work - in- Progress	1,295.85	1,433.69
Traded Goods	186.77	528.90
Finished goods	2,265.93	6,392.86
	3,748.55	8,355.45
<b>Closing Stock</b>		
Work - in- Progress	3,826.73	1,295.85
Traded Goods	157.92	186.77
Finished goods	5,948.96	2,265.93
	9,933.61	3,748.55
<b>(Increase)/Decrease in Stock</b>	<b>(6,185.06)</b>	<b>4,606.90</b>

# Standalone Notes

on accounts for the year ended March 31, 2022 | CIN: L18101MH1992PLC065136

(₹ in lakhs except as otherwise stated)

## 2.26: COST OF MATERIAL CONSUMED

Particulars	For the year ended March 31, 2022	For the year ended March 31, 2021
a. Raw Material Consumed:		
Opening stock	1,063.47	536.12
Add: Purchases	18,466.44	5,477.21
	19,529.91	6,013.33
Less: Sale of raw material	3,657.12	492.55
Less: Closing stock	1,059.95	1,063.47
	14,812.84	4,457.31
b. Semi-Finished Goods	13,604.02	3,379.98
c. Packing Material, Accessories and others	3,082.57	1,029.96
d. Stores, Chemicals and Consumables	1,151.63	497.57
	32,651.06	9,364.82

## 2.27: EMPLOYEE BENEFIT EXPENSES

Particulars	For the year ended March 31, 2022	For the year ended March 31, 2021
Salary, Wages and Allowances	7,136.15	4,578.90
Contribution to Provident and other Funds	523.39	367.50
Bonus and Ex-gratia	122.60	103.39
Gratuity	123.93	151.13
Leave Benefits	-	0.13
Staff Welfare	70.78	63.43
	7,976.85	5,264.48

## 2.28: FINANCE COSTS

Particulars	For the year ended March 31, 2022	For the year ended March 31, 2021
Bank Charges	3.72	3.34
Finance Charges	85.40	94.81
Interest on Working Capital Loan	363.49	582.89
	452.61	681.04

## 2.29: MANUFACTURING AND OPERATING EXPENSES

Particulars	For the year ended March 31, 2022	For the year ended March 31, 2021
Embroidery Expenses	348.99	98.91
Electricity Expenses (net of credit received from windmill of ₹ 60.34 Lakhs (P.Y. ₹ 63.96 Lakhs))	185.65	78.98
Factory Rent	46.49	40.12
General Factory Expenses	36.16	25.67
Processing Charges	5,181.43	1,343.62
Fuel Expenses	892.87	274.48
Water Charges	124.08	47.57
Waste Disposal Charges	88.36	29.74
Repairs & Maintenance	154.21	178.97
Wind Turbine Expenses	15.94	16.14
	7,074.18	2,134.20



# Standalone Notes

on accounts for the year ended March 31, 2022 | CIN: L18101MH1992PLC065136

(₹ in lakhs except as otherwise stated)

## 2.30: ADMINISTRATIVE & OTHER EXPENSES

Particulars	For the year ended March 31, 2022	For the year ended March 31, 2021
Rent, Rates and Taxes	291.94	117.91
Communication Expenses	49.89	28.00
Insurance Premium(net of recoveries)	111.69	99.89
Legal and Professional Fees	999.11	673.05
Printing and Stationery	30.98	20.98
Donations	17.33	29.11
Corporate social responsibility	133.00	183.21
Vehicle Expenses	64.72	121.20
Auditors Remuneration	27.79	27.34
Conveyance & Travelling Expenses	71.49	47.68
Electricity Expenses	83.87	88.08
Repairs & Maintenance	308.84	270.60
Directors Sitting Fees	30.30	26.10
General Office Expenses	465.02	773.32
Bad Debts	131.83	-
Provision for Doubtful debts	725.00	750.00
Loss on sale/discard of Property Plant & Equipment (Net)	-	20.01
<b>Total</b>	<b>3,542.80</b>	<b>3,276.48</b>

## 2.31: SELLING & DISTRIBUTION EXPENSES

Particulars	For the year ended March 31, 2022	For the year ended March 31, 2021
Advertisement and Publicity Expenses	858.09	509.53
Sales Promotion Expenses	1,149.98	800.11
Octroi, clearing and forwarding charges on Sales	451.94	215.04
Tour and Travelling Expenses (Net of recoveries)	733.92	187.90
Commission on Sales	161.94	147.91
Provision for Contingencies	10.00	-
<b>Total</b>	<b>3,365.87</b>	<b>1,860.49</b>

## 2.32: AGGREGATE AMOUNTS

### 2.32.1 AGGREGATE EXPENSES

Particulars	For the year ended March 31, 2022	For the year ended March 31, 2021
Rent Including Common Area Maintenance Charges	171.08	107.70
Electricity Expenses(net of credit received from windmill)	251.58	157.29
Repair & Maintenance (Building)	343.71	363.00
Repair & Maintenance (Machinery)	135.29	102.72
Insurance Premium(net of recoveries)	111.69	99.89
General Expenses	93.67	232.74

## 2.33: AUDITORS REMUNERATION

Particulars	For the year ended March 31, 2022	For the year ended March 31, 2021
As Auditors	27.00	27.00
For Reimbursement of Expenses	0.79	0.34
<b>Total</b>	<b>27.79</b>	<b>27.34</b>

## 2.34: C.I.F.VALUE OF IMPORTS

Particulars	For the year ended March 31, 2022	For the year ended March 31, 2021
Capital goods	36.67	76.76
Components and Spare parts	32.03	0.50
Apparel & Life style Accessories/Product	127.58	107.76
<b>Total</b>	<b>196.28</b>	<b>185.02</b>

# Standalone Notes

on accounts for the year ended March 31, 2022 | CIN: L18101MH1992PLC065136

(₹ in lakhs except as otherwise stated)

## 2.35 EXPENDITURE IN FOREIGN CURRENCIES

Particulars	For the year ended March 31, 2022	For the year ended March 31, 2021
Bank Charges	2.61	1.45
Professional & Technical Services	19.53	56.77
<b>Total</b>	<b>22.14</b>	<b>58.22</b>

The amounts mentioned above are net of Tax Deducted at source, if any.

## 2.36: EARNINGS IN FOREIGN CURRENCIES

Particulars	For the year ended March 31, 2022	For the year ended March 31, 2021
Export of goods (F.O.B. value)	1,680.79	480.75
<b>Total</b>	<b>1,680.79</b>	<b>480.75</b>

## 2.37: INDIGENOUS AND IMPORTED CONSUMPTION

Particulars	For the year ended March 31, 2022	For the year ended March 31, 2021
Indigenous (99.61% (P.Y. 98.88%) of total consumption)	32,523.48	9,257.06
Imported (0.39% (P.Y. (1.12%) of total consumption)	127.58	107.76
<b>Total</b>	<b>32,651.06</b>	<b>9,364.82</b>

## 2.38: DETAILS OF MATERIAL CONSUMED

Particulars	Measure	March 31, 2022		March 31, 2021	
		Qty	₹ in lakhs.	Qty	₹ in lakhs.
Material					
Woven Fabric	Mtrs	7,356,375	14,813	2,874,809	4,457
Semi-finished Garments	Pcs	2,788,131	13,604	944,690	3,380
Packing material	**	**	1,451	**	605
Accessories	**	**	1,632	**	425
Stores, chemicals and consumables	**	**	1,152	**	498
<b>Total</b>			<b>32,651.05</b>		<b>9,364.83</b>

\*\* Comprises of various items the value of which is less than 10% of the Total Cost of Material

## 2.39: QUANTITATIVE AND OTHER DETAILS

### PARTICULARS OF FINISHED PRODUCTS

Particulars	Opening Stock		Production	Sales/Captive Consumption		Closing Stock	
	Qty	₹ in lakhs		Qty	₹ in lakhs	Qty	₹ in lakhs
Apparel	421,140	2,372.93	7,616,570	6,839,299	57,720	1,198,411	6,072
	(1,357,729)	(6,392.86)	(2,738,135)	(3,674,724)	(27,507)	(421,140)	(2,372.93)
Power Generation	-	-	885,179	885,179	60.34	-	-
	-	-	(791,480)	(791,480)	(47.71)	-	-

### PARTICULARS OF TRADING ACTIVITIES

Particulars	Opening Stock		Purchase/Production		Sales/Captive Consumption		Closing Stock	
	Qty	₹ in lakhs	Qty	₹ in lakhs	Qty	₹ in lakhs	Qty	₹ in lakhs
Trading of Lifestyle Accessories/ Products	137,823	186.71	2,133,482	2,332	2,137,485	2,792	133,820	186
	(546,553)	(180.00)	(1,693,496)	(1,899)	(2,102,226)	(2,553.00)	(137,823)	(186.71)

Note:

- Figures in brackets indicate previous year's figures
- Sales includes sample distributed free of cost
- Closing stock is after adjusting shortages on physical verification of inventories



# Standalone Notes

on accounts for the year ended March 31, 2022 | CIN: L18101MH1992PLC065136

(₹ in lakhs except as otherwise stated)

## 2.40 Employee Benefits:

### a) Disclosure in respect of gratuity liability

Reconciliation of Defined Benefit Obligation (DBO) :	As at March 31, 2022	As at March 31, 2021
<b>Present value of DBO at start of the year</b>	<b>876.74</b>	1,020.49
Interest Cost	57.86	66.33
Current Service Cost	132.29	147.37
Past Service Cost	-	-
Benefit Paid	(164.95)	(84.15)
<b>Re-measurements:</b>		
a. Actuarial Loss/(Gain) from changes in demographic assumptions	-	-
b. Actuarial Loss/(Gain) from changes in financial assumptions	(24.61)	(176.27)
c. Actuarial Loss/(Gain) from experience over the past period	92.80	(97.03)
<b>Present value of DBO at end of the year</b>	<b>970.13</b>	<b>876.74</b>

Reconciliation of Fair Value of Plan Assets :	As at March 31, 2022	As at March 31, 2021
<b>Fair Value of Plan Assets at the beginning of the year</b>	<b>1,034.51</b>	<b>786.05</b>
Interest Income on Plan Assets	66.22	62.57
Contributions by Employer	68.27	274.40
Benefit Paid	(164.95)	(84.15)
<b>Re-measurements:</b>		
a. Actuarial (Loss)/Gain from changes in financial assumptions	-	-
b. Return on plan assets excluding amount included in net interest on the net defined benefit liability/(asset)	(1.13)	(4.36)
c. Re-measurements on Plan Assets Gain/ (Loss)	-	-
<b>Fair Value of Plan Assets at the end of the year</b>	<b>1,002.92</b>	<b>1,034.51</b>
Actual Return on Plan Assets	65.09	58.21

Amount recognized in the Balance Sheet :	As at March 31, 2022	As at March 31, 2021
Present value of DBO at the end of the year	970.13	876.74
Fair Value of Plan Assets at the end of the year	1,002.92	1,034.51
<b>Net Asset / (Liability) in the Balance Sheet</b>	<b>32.79</b>	<b>157.77</b>

Gratuity recognized in the Statement of Profit and Loss	For the year ended March 31, 2022	For the year ended March 31, 2021
Current Service Cost	132.29	147.37
Past Service Cost	-	-
Net Interest on net defined benefit liability/ (asset)	(8.36)	3.76
<b>Expense Recognized in Statement of Profit and Loss</b>	<b>123.93</b>	<b>151.13</b>

# Standalone Notes

on accounts for the year ended March 31, 2022 | CIN: L18101MH1992PLC065136

(₹ in lakhs except as otherwise stated)

Principal Assumption used in determining Gratuity liability	For the year ended March 31, 2022	For the year ended March 31, 2021
Discount Rate	6.90% pa	6.60% pa
Interest rate for net interest on net DBO	6.60% pa	6.50% pa
Withdrawal Rate	Upto age 35 years: 10% pa Above age 35 years: 5% pa	Upto age 35 years: 10% pa Above age 35 years: 5% pa
Salary Escalation	5% pa	5% pa
Mortality Table	IALM 2012-14 Ult	IALM 2012-14 Ult
Expected average remaining working life	8 Years	9 Years
Retirement Age	58 years	58 years

Movement in Other Comprehensive Income	As at March 31, 2022	As at March 31, 2021
<b>Balance at start of year (loss)/gain</b>	<b>270.29</b>	<b>1.35</b>
<b>Re-measurements on DBO</b>		
a. Actuarial (Loss)/Gain from changes in demographic assumptions	-	-
b. Actuarial (Loss)/Gain from changes in financial assumptions	24.61	176.27
c. Actuarial (Loss)/Gain from experience over the past period	(92.80)	97.03
<b>Re-measurements on Plan Assets</b>		
a. Actuarial (Loss)/Gain from changes in financial assumptions	-	-
b. Return on Plan assets, excluding amount included in net interest on the net defined benefit liability/(asset)	(1.13)	(4.36)
c. Re-measurements on Plan Assets Gain/ (Loss)	-	-
<b>Balance at end of year (loss)/gain</b>	<b>200.97</b>	<b>270.29</b>

Movement in Surplus/ (Deficit)	As at March 31, 2022	As at March 31, 2021
<b>Surplus/ (Deficit) at start of year</b>	<b>157.77</b>	<b>(234.44)</b>
<b>Movement during the year</b>		
Current Service Cost	(132.29)	(147.37)
Past Service Cost	-	-
Net Interest on net DBO	8.36	(3.76)
Actuarial gain/ (loss)	(69.35)	268.94
Contributions	68.27	274.40
<b>Surplus/ (Deficit) at end of year</b>	<b>32.79</b>	<b>157.77</b>



# Standalone Notes

on accounts for the year ended March 31, 2022 | CIN: L18101MH1992PLC065136

(₹ in lakhs except as otherwise stated)

Other disclosures	As at March 31, 2022	As at March 31, 2021	As at March 31, 2020	As at March 31, 2019	As at March 31, 2018
Defined benefit obligation	970.13	876.74	1020.49	751.23	656.94
Plan assets	1,002.92	1,034.51	786.05	752.79	717.47
Surplus/(deficit)	32.79	157.77	(234.44)	1.56	60.54
Experience adjustments on plan liabilities – loss/ (gain)	92.80	(97.03)	(90.15)	(7.11)	(41.14)
Experience adjustments on plan Assets – (loss)/ gain*	-	-	-	-	(5.24)

\* Information is disclosed to the extent available

Particulars	March 31, 2022		March 31, 2021	
	Increases 1%	Decreases 1%	Increases 1%	Decreases 1%
	Change in DBO (Amount)		Change in DBO (Amount)	
Salary Growth Rate	85.02	(75.05)	80.42	(70.96)
Discount Rate	(73.15)	84.25	(69.34)	79.93
Withdrawal Rate	7.80	(9.05)	5.62	(6.61)

## Maturity profile

The average expected remaining lifetime of the plan members is 8 years (31<sup>st</sup> March, 2021: 9 years) as at the date of valuation. This represents the weighted average of the expected remaining lifetime of all plan participants.

The sensitivity analyses above have been determined based on reasonably possible changes of the respective assumptions occurring at the end of the reporting period and may not be representative of the actual change. It is based on a change in the key assumption while holding all other assumptions constant. When calculating the sensitivity to the assumption, the method (Projected Unit Credit Method) used to calculate the liability recognized in the balance sheet has been applied. The methods and types of assumptions used in preparing the sensitivity analysis did not change compared with the previous period.

100% of the plan assets held by gratuity trust comprises of employees group gratuity scheme with Life Insurance Corporation of India. The estimates of future salary increase, considered in actuarial valuation, take account of inflation, seniority, promotion and other relevant factors such as supply and demand factors in the employment market. The expected rate of return on plan assets comprising of Insurance Policy with LIC of India is based on the historical results of returns given by LIC of India.

The Company expects to contribute ₹ 205.00 lakhs to gratuity trust for contribution to LIC of India in financial year 2022-23.

## b) Disclosure in respect of leave entitlement liability:

Leave entitlement is short term benefit which is recognized as an expense at the un-discounted amount in the year in which the related service is rendered and disclosed under other current liabilities.

## c) Death in service benefit:

The Company has taken group term policy from an insurance Company to cover its obligation for death in service benefit given to eligible employees. The insurance premium of ₹ 43.62 lakhs (P.Y. ₹ 30.61 lakhs) is recognized in Statement of Profit and Loss.

## d) The Company contributes towards Employees Provident Fund, Employees State Insurance, National Pension Scheme and Labour Welfare Fund. The aggregate amount contributed and charged to Statement of Profit and Loss is ₹ 523.39 lakhs (P.Y. ₹ 367.50 lakhs).

The Hon'ble Supreme Court of India ("SC") by its order dated February 28, 2019, in the case of Surya Roshani Limited & others V/s EPFO, set out the principles based on which allowances paid to the employees should be identified for inclusion in basic wages for the purposes of computation of Provident Fund contribution. Based on the same, the company has changed its Salary Structure from April 1, 2019, but impact of the previous years is not ascertainable, since the retrospective date of applicability of the same is not yet clarified.

# Standalone Notes

on accounts for the year ended March 31, 2022 | CIN: L18101MH1992PLC065136

(₹ in lakhs except as otherwise stated)

## 2.41 Related Party Disclosure:

Disclosures as per Ind AS 24 – 'Related Party Disclosures' are given below:

- a) Related Parties where i) control exists and ii) where significant influence exists (with whom transaction have taken place during the year).

### Wholly Owned Subsidiary:

K-Lounge Lifestyle Limited (Refer note 2.63)

### Joint Ventures:

White Knitwear Private Limited

### Enterprises where Key Management Personnel (KMP) and their relatives have significant influence:

Enlighten Lifestyle Limited

Smt. Jatnobai Karamchandji Ratanparia Chouhan Charitable Trust

Lord Gautam Charitable Foundation

Kewal Kiran Finance Private Limited

### Key Management Personnel:

Kewalchand P. Jain Chairman & Managing Director

Hemant P. Jain Whole-time Director

Dinesh P. Jain Whole-time Director

Vikas P. Jain Whole-time Director

Prakash A. Mody Independent Director

Nimish G. Pandya Independent Director

Yogesh A. Thar Independent Director

Drushti R. Desai Independent Director

Bhavin Sheth Chief Financial Officer (Till 31<sup>st</sup> January, 2022)

Abhijit Warange Company Secretary

### Relatives / Other concerns of Key Management Personnel (In cases where transactions are there):

Shantaben P. Jain (Mother of Key Management Personnel)

Veena K. Jain (Wife of Kewalchand P. Jain.)

Lata H. Jain (Wife of Hemant P. Jain)

Sangeeta D. Jain (Wife of Dinesh P. Jain)

Kesar V. Jain (Wife of Vikas P. Jain)

Pankaj K. Jain (Son of Kewalchand P. Jain)

Hitendra H. Jain (Son of Hemant P. Jain)

Yash V. Jain (Son of Vikas P. Jain)

Jai D. Jain (Son of Dinesh P. Jain)

Nami D. Jain (Daughter of Dinesh P. Jain)

Krushika D. Jain (Daughter of Dinesh P. Jain)

Kewalchand P. Jain (HUF)

Hemant P. Jain (HUF)

Dinesh P. Jain (HUF)

Vikas P. Jain (HUF)

P.K. Jain Family Holding Trust

Pandya & Co. (Controlled by Mr. Nimish G. Pandya)

Bansi S. Mehta & Co. [Partnership Firm- Yogesh A. Thar and Drushti R. Desai (Partners)]

### Employee Funds:

Kewal Kiran Clothing Limited – Employee Group Gratuity Scheme.



# Standalone Notes

on accounts for the year ended March 31, 2022 | CIN: L18101MH1992PLC065136

(₹ in lakhs except as otherwise stated)

## b) The following transactions were carried out with the related parties in the ordinary course of business:

Nature of Transaction	Enterprises Where KMP & their relatives have significant influence.	Wholly Owned Subsidiary	Relatives/ Other Concerns of Key Management Personnel	Key Management Personnel	Employee Funds
Rent Expenses	-	-	9.18	29.89	-
	(-)	(-)	(9.18)	(29.89)	(-)
Managerial Remuneration	-	-	-	531.79	-
	(-)	(-)	(-)	(270.87)	(-)
Salary	-	-	120.00	-	-
	(-)	(-)	(54.51)	(-)	(-)
Sitting Fees Paid	-	-	-	30.30	-
	(-)	(-)	(-)	(26.10)	(-)
Dividend Paid	1.29	-	1,893.90	850.25	-
	(1.29)	-	(1,893.90)	(850.25)	-
CSR (Donation)	133.00	-	-	-	-
	(175.00)	(-)	(-)	(-)	(-)
Contribution to Gratuity Fund	-	-	-	-	68.27
	(-)	(-)	(-)	(-)	(274.40)
Legal & Professional Services received	-	-	1.35	-	-
	(-)	(-)	(3.95)	(-)	(-)
Purchase/ Subscription of Investment	-	500.00	-	-	-
	(-)	(-)	(-)	(-)	(-)

Outstanding Balances	As at March 31, 2022	As at March 31, 2021
<b>Trade and Salary Payable</b>		
Relatives/ Other Concerns of Key Management Personnel	33.97	21.80
Key Management Personnel	149.90	155.85
<b>Trade Receivable &amp; Advances</b>		
Employee Funds	32.79	157.77
<b>Deposit Receivable</b>		
Relatives/ Other Concerns of Key Management Personnel	4.59	4.59
Key Management Personnel	3.24	3.24
<b>Investments</b>		
Joint Venture	345.50	345.50
Wholly Owned Subsidiary	500.00	-

# Standalone Notes

on accounts for the year ended March 31, 2022 | CIN: L18101MH1992PLC065136

(₹ in lakhs except as otherwise stated)

## c) Disclosure in respect of material transactions with related parties during the year:

Nature of Transaction	Nature of relationship	Name of the related party	Amount
		Kewalchand P. Jain	9.98
			(9.98)
		Hemant P. Jain	8.60
			(8.60)
Rent Expenses	Key Management Personnel	Dinesh P. Jain	5.66
			(5.66)
		Vikas P. Jain	5.66
			(5.66)
	Relatives/ Other Concerns of Key Management Personnel	Shantaben P. Jain	9.18
			(9.18)
		Kewalchand P. Jain	106.04
			(47.70)
		Hemant P. Jain	106.04
			(47.70)
Managerial Remuneration (Salary)	Key Management Personnel	Dinesh P. Jain	106.04
			(47.70)
		Vikas P. Jain	106.04
			(47.70)
		Bhavin Sheth	57.23
			(45.84)
		Abhijit Warange	50.40
			(34.23)
		Pankaj K. Jain	40.83
			(20.56)
		Hitendra H. Jain	39.17
			(18.31)
Salary	Relatives/ Other Concerns of Key Management Personnel	Jai D. Jain	17.50
			(4.32)
		Yash V. Jain	17.50
			(4.32)
		Nami D. Jain	5.00
			(4.32)
	Enterprises Where KMP & their relatives have significant influence	Kewal Kiran Finance Private Limited	1.29
			(1.29)
	Relatives/ Other Concerns of Key Management Personnel	Shantaben P. Jain (Trustee/ Beneficiary of P. K. Jain Family Holding Trust)	1,845.90
			(1,845.90)
Dividend Paid		Kewalchand P. Jain	207.18
			(207.18)
		Hemant P. Jain	207.57
			(207.57)
	Key Management Personnel	Dinesh P. Jain	218.95
			(218.95)
		Vikas P. Jain	216.55
			(216.55)
Contribution to Gratuity Fund	Employee Funds	Employee Fund	68.27
			(274.40)
Corporate Social Responsibility (Donation)	Enterprises where KMP & their relatives have significant influence	Smt. Jatnobai Karamchandji Ratanparia Chouhan Charitable Trust	133.00
			(167.00)
		Lord Gautam Charitable Foundation	-
			(8.00)
		Pandya & Co.	1.35
			(-)
Legal & Professional Services received	Relatives/ Other Concerns of Key Management Personnel	Bansi S. Mehta & Co.	-
			(3.95)
Purchase/ Subscription of Investment	Wholly Owned Subsidiary	K-Lounge Lifestyle Limited	500.00
			(-)



# Standalone Notes

on accounts for the year ended March 31, 2022 | CIN: L18101MH1992PLC065136

(₹ in lakhs except as otherwise stated)

## d) Compensation to KMP of the Company

Nature of Benefits#	For the year ended March 31, 2022	For the year ended March 31, 2021
Short-term employee benefits (including Sitting Fees)	562.09	296.97
Post-employment gratuity and medical	-	-
Other long-term benefits	-	-
Share-based payment transactions	-	-
Termination Benefits	-	-
<b>Total</b>	<b>562.09</b>	<b>296.97</b>

# The aforesaid amounts exclude gratuity provision as it is determined on actuarial basis for the Company as a whole.

## e) Loans or Advances in the nature of loans granted to promoters, directors, KMPs and the related parties

Type of Borrower	For the year ended March 31, 2022	% of Total Loans & Advances	For the year ended March 31, 2021	% of Total Loans & Advances
Promoters	-	-	-	-
Directors	-	-	-	-
KMP	4.00	100%	7.00	100%
Related Parties	-	-	-	-
<b>Total</b>	<b>4.00</b>		<b>7.00</b>	

### Note:

- Figures in brackets represents corresponding amount of previous year.
- Above transactions exclude reimbursement of expenses
- In case of KMP under the Companies Act, 2013, managerial remuneration excludes gratuity provision as it is determined on actuarial basis for the Company as a whole.

## 2.42 Leases - Ind AS 116

### a) As Lessee:

Effective April 1, 2019, the Company adopted Ind AS 116 and applied the standard to all lease contracts existing on April 1, 2019 using the modified retrospective method. Consequently, the Company recorded the lease liability at the present value of the lease payments discounted at the incremental borrowing rate and the right of use asset at an amount equal to lease liability, adjusted by the amount of any prepaid or accrued lease payments relating to that lease recognized in the balance sheet immediately before the date of initial application.

Following is the information pertaining to leases-

Particulars	For the year ended March 31, 2022	For the year ended March 31, 2021
(a) Depreciation Charge for Right to Use Asset	91.65	45.26
(b) Interest Expense on Lease Liability	47.44	35.14
(c) Expense relating to short term leases accounted in profit & loss	124.86	82.82
d) Total Cash Outflow for Leases for the period	116.54	63.07
(e) Additions to Right to use Assets	254.92	-
(f) Carrying Amount of Right to use Assets at year end	675.34	512.07
(g) Lease Liability at year end	527.83	342.01

Table showing contractual maturities of lease liabilities on undiscounted basis:

Due	As at March 31, 2022	As at March 31, 2021
Due not later than one year	135.96	63.07
Due later than one year but not later than five years	337.04	198.78
More than 5 years	351.00	378.00
<b>Total</b>	<b>824.00</b>	<b>639.86</b>

# Standalone Notes

on accounts for the year ended March 31, 2022 | CIN: L18101MH1992PLC065136

(₹ in lakhs except as otherwise stated)

## b) As Lessor:

The Company has given certain part of its property on operating lease. These lease arrangements are for a period of 9 years and cancellable solely at discretion of the lessees. Rental income from leasing of property of ₹ 104.70 lakhs (P.Y. ₹ 89.81 lakhs) is recognized in the Statement of Profit and Loss. The initial direct cost (if any) is charged off to expenses in the year in which it is incurred.

The Company has not given any property under non -cancellable operating lease.

## 2.43 Disclosure regarding Derivative Instrument and Unhedged Foreign Currency Exposure:

There are no open derivatives / forward exchange contracts as at year end. The year-end foreign currency exposures that have not been hedged by a derivative instrument or otherwise are given below:

Particulars	Currency	As at March 31, 2022		As at March 31, 2021	
		Amt. in Foreign Currency	Amount	Amt. in Foreign Currency	Amount
Trade Receivables	USD	3,93,774.50	292.43	6,26,027.01	455.47
Trade Payables	USD	3,650.81	2.77	3,565.81	2.61
Advance from Customer	USD	1,882.49	1.43	2,099.49	1.54
Foreign currency in hand	Multiple	3,179.95	1.44	3,179.95	1.40

Note: The above figures do not include open purchase orders/sales orders.

## 2.44 Provisions:

Disclosure as per Ind AS 37 – Provisions, Contingent Liabilities and Contingent Assets are given below:

Particulars	Provision for Contingencies				Other Provisions (Selling & Distributions Expenses including dealer incentives and discounts)	
	Provision for Claims/ Schemes etc		Other Contingencies*		As at 31st March, 2022	As at 31st March, 2021
	As at 31st March, 2022	As at 31st March, 2021	As at 31st March, 2022	As at 31st March, 2021		
Opening Balance	118.69	333.67	172.09	187.11	1,940.40	1,144.60
Addition	912.44	793.98	13.76	-	10,719.01	2,181.63
Utilization	240.58	1,008.96	-	15.02	5,473.79	1,385.83
Reversals	-	-	-	-	-	-
Closing Balance	790.55	118.69	185.85	172.09	7,185.62	1,940.40

\* It comprises of rates & taxes.

The above Provision has been grouped under the head 'Current Provisions' in Note 2.21.

The timing of the outflow is dependent on various aspects / fulfillment of conditions and occurrence of events. Such provisions are made based on the past experience and assessment of rates and taxes. However, it is most likely that outflow is expected to be within a period of one year from the date of Balance Sheet.

## 2.45 Contingent Liabilities:

- Disputed demands in respect of income tax not acknowledged as debt by the Company of ₹ 47.51 lakhs (P.Y. ₹ 47.51 lakhs). Future cash outflows in respect of above are dependent on outcome of matter under dispute.

In respect of Assessment year 2005-2006, there was tax demand of ₹ 68.94 lakhs (₹ 68.94 lakhs) which had been adjusted by the tax authorities against refund due to the Company in respect of other years. During F.Y. 2015-16, the Company had received favourable Order passed by the ITAT, Mumbai against which the Income Tax Department has filed the appeal before the Bombay High Court and was admitted dated 27<sup>th</sup> November, 2021.

Future cash outflows in respect of above are dependent on outcome of matter under dispute.

- The Company had in earlier years purchased capital assets under EPCG license against which the Company has a balance export obligation of ₹ Nil (P.Y. ₹ Nil). The Company Contingent liability, to the extent of duty saved in respect of EPCG is ₹ Nil (P.Y. ₹ Nil).





# Standalone Notes

on accounts for the year ended March 31, 2022 | CIN: L18101MH1992PLC065136

(₹ in lakhs except as otherwise stated)

Further, in respect of the above, outstanding bonds at the year end executed by the Company in favour of customs authority aggregates to ₹ 700.24 Lakhs (P.Y. ₹ 700.24 lakhs). Out of above, bonds aggregating to ₹ 700.24 Lakhs (P.Y. ₹ 700.24 lakhs) are under the process of discharge from custom authorities.

In F.Y. 2021-22, the Company has paid ₹ Nil (P.Y. ₹ 378 lakhs) towards pending export obligations.

- c) Bank guarantees issued by the Company of ₹ 95.62 lakhs (P.Y. ₹ 35.62 lakhs)
- d) The company's contingent liability and capital/other commitment in relation to joint venture ₹ Nil (P.Y. ₹ Nil)
- e) The Company has process in place to ascertain the impact of pending litigation.

Note: No outflow of resources is expected in respect of Para (b) and (c).

## 2.46 Estimated amount of contracts remaining to be executed on-

### a) Capital Commitment-

- (1) Purchase of Machineries – ₹ 54.34 Lakhs (₹ 35.78 Lakhs)
- (2) Construction of Building – ₹ 76.78 Lakhs (₹ Nil)

### b) Other commitments-

Capital Contribution Commitment for investment in Sistema Asia Fund ₹ 45 lakhs (P.Y. ₹ 71.00 lakhs).

## 2.47 Income Taxes (Ind AS 12):

### Reconciliation of Effective Tax Rate:

Particulars	As at March 31, 2022	As at March 31, 2021
Applicable tax rate (%)	25.168%	25.168%
Profit before tax	10,534.65	2,219.93
Current tax expenses on Profit before tax as per applicable tax rate	2,651.36	558.71
<b>Tax effect of the amounts which are not deductible/(taxable) in calculating taxable income</b>		
Effect of Income exempt from tax	(204.70)	(110.74)
Effect of Tax paid at a lower rate	(19.50)	(16.68)
Effect of Previous year adjustments	(16.83)	(77.34)
Effect of expenses that are not deductible in determining taxable profits	37.84	15.35
Tax effect on unrealised gain/loss	(82.00)	(92.00)
Other Items	3.00	0.43
<b>Total income tax expense/(credit)</b>	<b>2,369.17</b>	<b>277.73</b>

The effective tax rate is **22.49%** (P.Y. 12.51%).

There is no income surrendered or disclosed as income during the current or previous year in the tax assessments under the Income Tax Act, 1961, that has not been recorded in the books of account.

## 2.48 Corporate Social Responsibility

As per Section 135 of the Companies Act, 2013, the company has spent on Corporate Social Responsibility as per its CSR policy.

- a) Gross amount required to be spent by the company during the year is ₹ 131.54 lakhs (P.Y. ₹ 182.28 lakhs)
- b) Amount spent during the year on:

Sr. No.	Particulars	In Cash (Amount)	Yet to be paid (Amount)	Total (Amount)
(i)	Construction / acquisition of any asset	-	-	-
(ii)	On purposes other than (i) above	133.00 (183.21)	- (-)	133.00 (183.21)

Note: 1 Figures in brackets represents corresponding amount of previous year.

Note: 2 Cash flow from operating activities includes CSR amounting to ₹ 133.00 lakhs (P.Y. ₹ 183.21 lakhs)

- c) Shortfall at the end of the year – Nil
- d) Nature of CSR activity – Promoting Health care including Preventive Health care
- e) Refer note no. 2.41 for transactions with related parties

# Standalone Notes

on accounts for the year ended March 31, 2022 | CIN: L18101MH1992PLC065136

(₹ in lakhs except as otherwise stated)

## 2.49 Particulars of Loans, Guarantees or Investments pursuant to section 186(4) of the Companies Act, 2013-

### Amount outstanding as at year end

Particulars	As at March 31, 2022	As at March 31, 2021
Loans given	-	-
Guarantee given	-	-
Investments made*	31,247.27	26,856.60

\*Also Refer note no. 2.2, 2.6 and 2.8

## 2.50 Fair Value Measurement:

The management assessed that cash and bank balances, trade receivables, trade payables, cash credits and other financial assets and liabilities approximate their carrying amounts largely due to the short-term maturities of these instruments.

The fair values of the financial assets and liabilities are included at the amount at which the instrument could be exchanged in a current transaction between willing parties, other than in a forced or liquidation sale.

The Company has established the following fair value hierarchy that categorises the values into 3 levels. The inputs to valuation techniques used to measure fair value of financial instruments are:

- **Level 1:** This hierarchy uses quoted (unadjusted) prices in active markets for identical assets or liabilities. The fair value of all equity investments and units of mutual funds which are traded in the stock exchanges is valued using the closing price or dealer quotations as at the reporting date.
- **Level 2:** The fair value of financial instruments that are not traded in an active market is determined using valuation techniques which maximize the use of observable market data and rely as little as possible on Company specific estimates. The mutual fund units are valued using the closing Net Asset Value. If all significant inputs required to fair value an instrument are observable, the instrument is included in Level 2.
- **Level 3:** If one or more of the significant inputs is not based on observable market data, the instrument is included in Level 3.

### A. Categories of Financial Instruments

Particulars	FVTPL	FVOCI	Amortised Cost	Total
<b>As at March 31, 2022:-</b>				
<b>Financial Assets at amortised cost:</b>				
Trade receivables	-	-	17,092.15	17,092.15
Investments in Subsidiary & Joint Venture	-	-	845.50	845.50
Investment in Equity shares, quoted	-	549.94	-	549.94
Investment in units of Mutual Funds, PMS & Equity Share Unquoted	29,851.83	-	-	29,851.83
Cash and bank balances	-	-	2,510.96	2,510.96
Other financial assets	-	-	1,769.54	1,769.54
<b>Total</b>	<b>29,851.83</b>	<b>549.94</b>	<b>22,218.15</b>	<b>52,619.92</b>
<b>Financial Liabilities at amortised cost:</b>				
Cash Credits/Working Capital Borrowing	-	-	7,659.85	7,659.85
Trade payables	-	-	5,343.35	5,343.35
Other financial liabilities	-	-	1,976.14	1,976.14
<b>Total</b>	<b>-</b>	<b>-</b>	<b>14,979.34</b>	<b>14,979.34</b>



# Standalone Notes

on accounts for the year ended March 31, 2022 | CIN: L18101MH1992PLC065136

(₹ in lakhs except as otherwise stated)

Particulars	FVTPL	FVOCI	Amortised Cost	Total
<b>As at March 31, 2021:-</b>				
<b>Financial Assets at amortised cost:</b>				
Trade receivables	-	-	13,103.09	13,103.09
Investments in Subsidiary & Joint Venture	-	-	345.50	345.50
Investment in Equity shares, quoted	-	395.53	-	395.53
Investment in units of Mutual Funds, PMS & Equity Share Unquoted	26,115.57	-	-	26,115.57
Cash and bank balances			1,606.55	1,606.55
Other financial assets			1,990.98	1,990.98
<b>Total</b>	<b>26,115.57</b>	<b>395.53</b>	<b>17,046.12</b>	<b>43,557.22</b>
<b>Financial Liabilities at amortised cost:</b>				
Cash Credits/Working Capital Borrowing	-	-	4,643.80	4,643.80
Trade payables	-	-	3,651.63	3,651.63
Other financial liabilities	-	-	1,706.77	1,706.77
<b>Total</b>	<b>-</b>	<b>-</b>	<b>10,002.20</b>	<b>10,002.20</b>

## B. Financial Instruments measured at fair value

Particulars	Fair value measurement using			Total (Amount)
	(Level 1) Amount	(Level 2) Amount	(Level 3) Amount	
<b>As at March 31, 2022:-</b>				
<b>Financial Assets</b>				
Fair value through Other Comprehensive Income				
Investment in Equity shares, quoted	549.94	-	-	549.94
Fair value through Profit and Loss				
Investment in units of Mutual Funds & PMS	-	29,851.83	-	29,851.83
<b>As at March 31, 2021:-</b>				
<b>Financial Assets</b>				
Fair value through Other Comprehensive Income				
Investment in Equity shares, quoted	395.53	-	-	395.53
Fair value through Profit and Loss				
Investment in units of Mutual Funds & PMS	-	26,115.57	-	26,115.57

## 2.51 Financial risk management objectives and policies:

The Company's principal financial liabilities, other than derivatives, comprise loans and borrowings, trade and other payables. The main purpose of these financial liabilities is to finance the Company's operations. The Company's principal financial assets include trade and other receivables, investments and cash & cash equivalents that derive directly from its operations.

The Company is exposed to market risk, credit risk and liquidity risk. The Company's senior management oversees the management of these risks. It is the Company's policy that no trading in derivatives for speculative purposes may be undertaken. The Board of Directors reviews and agrees policies for managing each of these risks, which are summarised below.

### a) Market Risk

Market risk is the risk that the fair value of future cash flows of a financial instrument will fluctuate because of changes in market prices. Market risk comprises two types of risk: (i) interest rate risk and (ii) currency risk. Market risk is attributable to all market risk sensitive financial instruments including investments and deposits, foreign currency receivables, payables and borrowings. The sensitivity analyses in the following sections relate to the position as at 31<sup>st</sup> March, 2022 and 31<sup>st</sup> March, 2021.

# Standalone Notes

on accounts for the year ended March 31, 2022 | CIN: L18101MH1992PLC065136

(₹ in lakhs except as otherwise stated)

The analyses exclude the impact of movements in market variables on: the carrying values of gratuity and other post-retirement obligations; provisions.

The sensitivity of the relevant profit or loss item is the effect of the assumed changes in respective market risks. This is based on the financial assets and financial liabilities held at 31<sup>st</sup> March, 2022 and 31<sup>st</sup> March, 2021.

### (i) Interest rate risk

Interest rate risk is the risk that the fair value or future cash flows of a financial instrument will fluctuate because of changes in market interest rates. The Company's exposure to the risk of changes in market interest rates relates primarily to the Company's short term debt obligations with floating interest rates. The Company has sufficient amount of liquid investments to mitigate the interest risk on its short term debt obligations.

#### Interest rate sensitivity-

The following table demonstrates the sensitivity to a reasonably possible change in interest rates on that portion of loans and borrowings taken at floating rates. With all other variables held constant, the Company's profit / (loss) before tax is affected through the impact on floating rate borrowings, as follows:

Basis Points	March 31, 2022		March 31, 2021	
	5% increase	5% decrease	5% increase	5% decrease
Effect on profit before tax (Amount)	(18.17)	18.17	(29.15)	29.15

### (ii) Foreign currency risk

Foreign currency risk is the risk that the fair value or future cash flows of an exposure will fluctuate because of changes in foreign exchange rates. The Company transacts business in local currency and in foreign currency, primarily in USD. The Company's trade receivables in foreign currency as at 31<sup>st</sup> March, 2022 is ₹ 119.98 lakhs (P.Y. ₹ 455.47 lakhs).

#### Foreign currency sensitivity

The following table demonstrates the sensitivity to a reasonably possible change in rate of USD, with all other variables held constant. The impact on the Company's profit before tax is due to changes in the fair value of monetary assets and liabilities. The Company's exposure to foreign currency changes for all other currencies is not material.

Basis Points	March 31, 2022		March 31, 2021	
	2% increase	2% decrease	2% increase	2% decrease
Effect on profit before tax (Amount)	2.40	(2.40)	9.11	(9.11)

### b) Credit risk

Credit risk is the risk that counterparty will not meet its obligations under a financial instrument or customer contract, leading to a financial loss. The Company is exposed to credit risk from its operating activities (primarily trade receivables).

The Company considers the probability of default upon initial recognition of asset and whether there has been a significant increase in credit risk on an ongoing basis throughout each reporting period. To assess whether there is a significant increase in credit risk the Company compares the risk of default occurring on asset as at the reporting date with the risk of default as at the date of initial recognition. It considers reasonable and supportive forwarding-looking information such as:

- Actual or expected significant adverse changes in business,
- Actual or expected significant changes in the operating results of the counterparty,
- Financial or economic conditions that are expected to cause a significant change to the counterparty's ability to meet its obligations,
- Significant increase in credit risk on other financial instruments of the same counterparty,
- Significant changes in the value of the collateral supporting the obligation or in the quality of the third-party guarantees or credit enhancements.

# Standalone Notes

on accounts for the year ended March 31, 2022 | CIN: L18101MH1992PLC065136

(₹ in lakhs except as otherwise stated)

Financial assets are written off when there are no reasonable expectations of recovery, such as a debtor failing to engage in a repayment plan with the Company.

Assets in the nature of Investment, security deposits, loans and advances are measured using 12 months expected credit losses (ECL). Balances with Banks is subject to low credit risk due to good credit rating assigned to these banks. Trade receivables are measured using lifetime expected credit losses.

Financial Assets for which loss allowances is measured using the Expected Credit Losses (ECL):

## The Ageing analysis of Account receivables has been considered from the date the invoice falls due-

Ageing	As at March 31, 2022	As at March 31, 2021
0-180 days	16,939.34	9,662.91
181 days to 365 days	733.83	732.10
beyond 365 days	1,468.98	4,033.08
<b>Total</b>	<b>19,142.15</b>	<b>14,428.09</b>

## Trade receivables ageing schedule for the year ended as on March 31, 2022 and March 31, 2021

As at 31st March, 2022	Less than 6 months (Amount)	6 months to 1 years (Amount)	1 to 2 years (Amount)	2 to 3 years (Amount)	More than 3 Years (Amount)	Total (Amount)
Undisputed Trade receivables – considered good	16,939.34	733.72	629.63	438.90	228.65	18,970.25
Undisputed Trade Receivables – which have significant increase in credit risk						
Undisputed Trade Receivables – credit impaired						
Disputed Trade Receivables considered good						
Disputed Trade Receivables – which have significant increase in credit risk	-	0.11	61.56	102.71	7.54	171.91
Disputed Trade Receivables – credit impaired						
<b>Total</b>	<b>16,939.34</b>	<b>733.83</b>	<b>691.19</b>	<b>541.60</b>	<b>236.19</b>	<b>19,142.15</b>
Less : Provision for Doubtful Debts (based on Expected Credit Loss model)	(224.40)	(356.62)	(691.19)	(541.60)	(236.19)	(2,050.00)
<b>Net Total</b>	<b>16,714.94</b>	<b>377.21</b>	<b>-</b>	<b>-</b>	<b>-</b>	<b>17,092.15</b>

As at 31st March, 2021	Less than 6 months (Amount)	6 months to 1 years (Amount)	1 to 2 years (Amount)	2 to 3 years (Amount)	More than 3 Years (Amount)	Total (Amount)
Undisputed Trade receivables – considered good	9,662.91	716.65	3,414.74	164.24	170.53	14,129.07
Undisputed Trade Receivables – which have significant increase in credit risk	-	-	-	-	-	-
Undisputed Trade Receivables – credit impaired	-	-	-	-	-	-
Disputed Trade Receivables considered good	-	-	-	-	-	-
Disputed Trade Receivables – which have significant increase in credit risk	-	15.45	276.06	7.51	-	299.02
Disputed Trade Receivables – credit impaired	-	-	-	-	-	-
<b>Total</b>	<b>9,662.91</b>	<b>732.10</b>	<b>3,690.80</b>	<b>171.75</b>	<b>170.53</b>	<b>14,428.09</b>
Less : Provision for Doubtful Debts (based on Expected Credit Loss model)	(135.55)	(83.14)	(764.03)	(171.75)	(170.53)	(1,325.00)
<b>Net Total</b>	<b>9,527.36</b>	<b>648.96</b>	<b>2,926.77</b>	<b>-</b>	<b>-</b>	<b>13,103.09</b>

The following table summarizes the changes in loss allowances measured using lifetime expected credit loss model and provision is made after considering credit notes/recoveries anticipated.

# Standalone Notes

on accounts for the year ended March 31, 2022 | CIN: L18101MH1992PLC065136

(₹ in lakhs except as otherwise stated)

Ageing	As at March 31, 2022	As at March 31, 2021
Opening Provision	1,325.00	575.00
Add:- Additional provision made	856.83	750.00
Less:- Provision utilised against bad debts	(131.83)	-
<b>Closing provisions</b>	<b>2,050.00</b>	<b>1,325.00</b>

No Significant changes in estimation techniques or assumptions were made during the year

## c) Liquidity risk

The Company's principal source of liquidity are cash and cash equivalents and the cash flow that is generated from operations. The Company believes that the working capital is sufficient to meet its current requirements.

As on 31<sup>st</sup> March, 2022, the Company had working capital of ₹ 35,255.74 lakhs (P.Y. ₹ 31,227.31 lakhs) including cash and cash equivalents of ₹ 19,180.16 lakhs (P.Y. ₹ 15,374.23 lakhs) and current investments of ₹ 11,847.95 lakhs (P.Y. ₹ 10,895.64 lakhs).

## (i) Maturity patterns of the Financial Liabilities of the Company at the reporting date based on contractual undiscounted payment-

As at 31st March, 2022	Less than 1 year (Amount)	1 to 5 years (Amount)	More than 5 Years (Amount)	Total (Amount)
Borrowings	7,659.85	-	-	7,659.85
Trade payables	5,343.35	-	-	5,343.35
Lease Liability	135.96	337.04	351.00	824.00
Other financial liabilities	1,448.31	-	-	1,448.31
<b>Total</b>	<b>14,587.47</b>	<b>337.04</b>	<b>351.00</b>	<b>15,275.51</b>

As at 31st March, 2021	Less than 1 year (Amount)	1 to 5 years (Amount)	More than 5 Years (Amount)	Total (Amount)
Borrowings	4,643.80	-	-	4,643.80
Trade payables	3,651.63	-	-	3,651.63
Lease Liability	63.07	198.78	378.00	639.85
Other financial liabilities	1,364.76	-	-	1,364.76
<b>Total</b>	<b>9,723.26</b>	<b>198.78</b>	<b>378.00</b>	<b>10,300.04</b>

## (ii) Trade Payables ageing schedule for the year ended as on March 31, 2022 and March 31, 2021

As at 31st March, 2022	Outstanding for following periods from due date of payment				Total
	< 1 year	1-2 years	2-3 years	> 3 years	
MSME	36.19	-	-	-	36.19
Others	5,239.13	40.55	22.78	4.70	5,307.16
Disputed Dues - MSME	-	-	-	-	-
Disputed Dues - Others	-	-	-	-	-

As at 31st March, 2021	Outstanding for following periods from due date of payment				Total
	< 1 year	1-2 years	2-3 years	> 3 years	
MSME	24.25	-	-	-	24.25
Others	3,538.90	39.73	5.60	43.15	3,627.38
Disputed Dues - MSME	-	-	-	-	-
Disputed Dues - Others	-	-	-	-	-



# Standalone Notes

on accounts for the year ended March 31, 2022 | CIN: L18101MH1992PLC065136

(₹ in lakhs except as otherwise stated)

## 2.52 Capital Management

### (a) Risk Management

For the purposes of the Company's capital management, capital includes issued capital, share premium and all other equity reserves attributable to the equity holders. The Company aims to manage its capital efficiently so as to safeguard its ability to continue as a going concern and to optimise returns to our shareholders.

The capital structure of the Company is based on management's judgement of the appropriate balance of key elements in order to meet its strategic and day-to-day needs. We consider the amount of capital in proportion to risk and manage the capital structure in light of changes in economic conditions and the risk characteristics of the underlying assets. In order to maintain or adjust the capital structure, the Company may adjust the amount of dividends paid to shareholders, return capital to shareholders or issue new shares.

The Company's policy is to maintain a stable and strong capital structure with a focus on total equity so as to maintain investor, creditors and market confidence and to sustain future development and growth of its business. The Company will take appropriate steps in order to maintain, or if necessary adjust, its capital structure

The Company monitors capital using Net debt-equity ratio, which is Net debt (i.e. total debt less cash & cash equivalents and current investments) divided by total equity.

Particulars	As at March 31, 2022	As at March 31, 2021
Net Debt	-	-
Total Equity	47,819.42	43,296.60
Net Debt to Equity Ratio (%)	0%	0%

### (b) Distributions made and proposed:

Equity Shares	For the year ended March 31, 2022	For the year ended March 31, 2021
<b>Cash dividends on equity shares declared and paid:</b>		
Final dividend For the year ended 31 <sup>st</sup> March, 2021 ₹ Nil (31 <sup>st</sup> March, 2020 – ₹ 1.00) per fully paid share	-	123.25
Interim Dividend For the year ended 31 <sup>st</sup> March, 2022 ₹ 6.00* (31 <sup>st</sup> March, 2021 – ₹ 29.00) per fully paid share	3,697.51	3,574.26
<b>Proposed dividends on Equity shares:</b>	-	-

\* Interim Dividend per share have been proportionately adjusted for the bonus issue in the ratio 4:1.

**2.53 Segment Reporting:** The Company is engaged in the business of manufacturing and marketing of apparels & trading of lifestyle accessories/products. The Company is also generating power from Wind Turbine Generator. The power generated from the same is predominantly used for captive consumption. However, the operation of Wind Turbine Segment is within the threshold limit stipulated under IND AS 108 "Operating Segments" and hence it does not require disclosure as a separate reportable segment. As defined in Ind AS 108 'Operating Segments', the Chief Operating Decision Maker evaluates the Company's performance related to Apparels business and allocates resources based on an analysis of various performance indicators. Accordingly, Sale of Apparels is considered as only business segment.

# Standalone Notes

on accounts for the year ended March 31, 2022 | CIN: L18101MH1992PLC065136

(₹ in lakhs except as otherwise stated)

## 2.54 Relation with Strike off Companies

Name of struck off Company	Nature of transactions with struck-off Company	Balance outstanding	Relationship with the Struck off company, if any, to be disclosed
Canny Securities Pvt Ltd	Shares held by stuck off company	125 Shares	Shareholder
Vaishak Shares Limited	Shares held by stuck off company	5 Shares	Shareholder
Arihants Securities Limited	Shares held by stuck off company	1000 Shares	Shareholder
Aries Perfumes Pvt Ltd	Trade Payables	Nil	-
NVU Retail International Pvt. Ltd.	Trade Receivables	₹ 6.17	-

## 2.55 Share held by Promoters as at 31<sup>st</sup> March, 2022

S. No	Promoter name	31st March 2022		31st March 2021		% Change during the year***
		No. of Shares**	% of total shares**	No. of Shares	% of total shares	
1	Shantaben P. Jain j/w Kewalchand P. Jain j/w Hemant P. Jain (equity shares held in their capacity as trustees/beneficiaries of P.K.Jain Family Holding Trust)	30,765,000	49.92	6,153,000	49.92	Nil
2	Mr. Dinesh P Jain includes 5,12,905 (P.Y.1,02,581) shares jointly held with Mrs. Sangeeta D. Jain	3,649,155	5.92	729,831	5.92	Nil
3	Mr. Vikas P Jain includes 4,72,855 (P.Y.94,571) shares jointly held with Mrs. Kesar V. Jain	3,609,105	5.86	721,821	5.86	Nil
4	Mr. Hemant P Jain includes 4,03,325 (P.Y.80,665) shares jointly held with Mrs. Lata H. Jain	3,459,575	5.61	691,915	5.61	Nil
5	Mr. Kewalchand P Jain includes 3,96,805 (P.Y.79,361) shares jointly held with Mrs. Veena K. Jain	3,453,055	5.60	690,611	5.60	Nil
6	Kewalchand P Jain H.U.F	80,000	0.13	16,000	0.13	Nil
7	Hemant P Jain H.U.F	80,000	0.13	16,000	0.13	Nil
8	Dinesh P Jain H.U.F	80,000	0.13	16,000	0.13	Nil
9	Vikas P Jain H.U.F	80,000	0.13	16,000	0.13	Nil
10	Mrs. Veena K. Jain	80,000	0.13	16,000	0.13	Nil
11	Mrs. Lata H. Jain	80,000	0.13	16,000	0.13	Nil
12	Mrs. Sangeeta D. Jain	80,000	0.13	16,000	0.13	Nil
13	Mrs. Kesar V. Jain	80,000	0.13	16,000	0.13	Nil
14	Pankaj K. Jain	80,000	0.13	16,000	0.13	Nil
15	Hitendra H. Jain	80,000	0.13	16,000	0.13	Nil
16	Kewal Kiran Finance Pvt Ltd	21,475	0.03	4,295	0.03	Nil
	<b>Total</b>	<b>45,757,365</b>	<b>74.24</b>	<b>9,151,473</b>	<b>74.24</b>	



# Standalone Notes

on accounts for the year ended March 31, 2022 | CIN: L18101MH1992PLC065136

(₹ in lakhs except as otherwise stated)

## 2.56 Analytical Ratios

S. No.	Ratio	As at March 31, 2022	As at March 31, 2021
1	Current ratio	2.35	3.18
2	Debt Equity Ratio	0.16	0.11
3	Debt Service Coverage Ratio	1.15	0.22
4	Return on Equity Ratio	0.18	0.05
5	Inventory Turnover Ratio	7.43	4.31
6	Debtors Turnover Ratio	4.26	2.12
7	Creditor Turnover Ratios	12.82	4.42
8	Net Capital Turnover Ratio	1.77	1.02
9	Net Profit Ratio	0.13	0.07
10	Return on Capital Employed	0.17	0.02
11	Return on Investment	4.58	5.68

The ratios are not comparable due to the spread of Coronavirus pandemic, impacting all the geographies of the business operations and more particularly in the early months of the preceding financial year when the severity was extreme. Significant decline in the economic activity of the whole nation and the disruption created across the businesses had affected the operations of the Company as well.

## 2.57 Compliance with approved scheme(s) of arrangements

The Company has not entered into any scheme of arrangement which has an accounting impact on current or previous financial year.

## 2.58 Utilisation of Borrowed funds and Share premium:

- (a) During the year, the Company has not advanced or loaned or invested funds (either borrowed funds or share premium or any other sources or kind of funds) to any other person(s) or entity(ies), including foreign entities (Intermediaries) with the understanding (whether recorded in writing or otherwise) that the Intermediary shall: (i) directly or indirectly lend or invest in other persons or entities identified in any manner whatsoever by or on behalf of the company (Ultimate Beneficiaries); or (ii) provide any guarantee, security or the like to or on behalf of the Ultimate Beneficiaries.
- (b) During the year, the Company has not received any fund from any person(s) or entity(ies), including foreign entities (Funding Party) with the understanding (whether recorded in writing or otherwise) that the Company shall: (i) directly or indirectly lend or invest in other persons or entities identified in any manner whatsoever by or on behalf of the Funding Party (Ultimate Beneficiaries); or (ii) provide any guarantee, security or the like to or on behalf of the Ultimate Beneficiaries.

## 2.59 Details of crypto currency or virtual currency

The Company has not traded or invested in crypto currency or virtual currency during the current or previous year.

## 2.60 Additional information as required by para 5 of General Instructions for preparation of Statement of Profit and Loss (other than already disclosed above) are either Nil or Not Applicable.

# Standalone Notes

on accounts for the year ended March 31, 2022 | CIN: L18101MH1992PLC065136

(₹ in lakhs except as otherwise stated)

## 2.61 Previous year figures are regrouped or rearranged wherever considered necessary.

## 2.62 The new Code on Social Security, 2020 has been enacted, which could impact the contributions by the Company towards Provident Fund, Gratuity and bonus. The effective date from which the changes are applicable is yet to be notified and the rules are yet to be framed. The Company will complete its evaluation and will give appropriate impact in the financial statements in the period in which the Code becomes effective and the related rules are published.

## 2.63 The company has incorporated wholly owned subsidiary company K-Lounge Lifestyle Limited on 25 February 2021 as per certificate of incorporation received by the company. The Authorized Share Capital of the said subsidiary company is ₹ 10,00,00,000 and paid-up Share Capital the said subsidiary company is ₹ 5,00,00,000. The company has subscribed entire paid-up Share Capital of ₹ 5,00,00,000 on 19th April 2021 and the subsidiary company is yet to commence the business operation as on the date.

The notes referred to above form integral part of Financial Statements

As per our Audit Report of even date

For and on behalf of

**Khimji Kunverji & Co LLP**

Chartered Accountants

Registration No.:105146W/W100621

**Hasmukh B Dedhia**

Partner

Membership No. : 033494

Place: Mumbai

Date: May 11, 2022

For and on behalf of the Board of Directors of

**Kewal Kiran Clothing Ltd**

**Kewalchand P Jain**

Chairman & Managing Director

Din No :00029730

**Nimesh Anandpara**

Dy. Chief Financial Officer

Place: Mumbai

Date: May 11, 2022

**Hemant P Jain**

Jt. Managing Director

Din No :00029822

**Abhijit Warange**

Company Secretary



To  
The Members of  
**Kewal Kiran Clothing Limited**

## Report on the audit of the Consolidated Financial Statements

### Opinion

- We have audited the accompanying consolidated Ind AS Financial Statements of Kewal Kiran Clothing Limited ("the Holding Company") and its subsidiary (the Holding Company and its subsidiary together referred to as "the Group") and its joint venture, which comprise the consolidated balance sheet as at March 31, 2022 and the consolidated statement of profit (including other comprehensive income), the consolidated statement of changes in equity and consolidated statement of cash flows for the year then ended, and notes to the consolidated Financial Statements, including a summary of significant accounting policies and other explanatory information ("the Consolidated Financial Statements").
- In our opinion and to the best of our information and according to the explanations given to us and based on the consideration of reports of other auditors on Separate Financial Statements of such subsidiary and joint venture as were audited by the other auditors, the aforesaid Consolidated Financial Statements give the information required by the Companies Act, 2013 ("the Act") in the manner so required and give a true and fair view in conformity with the accounting principles generally accepted in India, of the consolidated state of affairs of the Group, its joint venture as at March 31, 2022, and its consolidated profit and other comprehensive income, consolidated changes in equity and its consolidated cash flows for the year then ended.

### Basis for Opinion

- We conducted our audit in accordance with the Standards on Auditing ("SAs") specified under section 143(10) of the Act. Our responsibilities under those SAs are further described in the Auditor's Responsibilities for the Audit of the Consolidated Financial Statements section of our report. We are independent of the Group, its joint venture in accordance with the Code of Ethics issued by the Institute of Chartered Accountants of India ("ICAI") together with the ethical requirements that are relevant to our audit of the Consolidated Financial Statements under the provisions of the Act, and the rules thereunder, and we have fulfilled our other ethical responsibilities in accordance with these requirements and the Code of Ethics. We believe that the audit evidence we have obtained along with the consideration of audit reports of the other auditors referred to in the "Other Matters" paragraph below is sufficient and appropriate to provide a basis for our opinion on the Consolidated Financial Statements.

### Key Audit Matters

- Key audit matters are those matters that, in our professional judgment, were of most significance in our audit of the Consolidated Financial Statements of the current year. We have determined there are no key audit matters to be communicated in our report.

### Other Information

- The Holding Company's Board of Directors are responsible for the other information. The other information comprises the information included in the Holding Company's annual report but does not include the Consolidated Financial Statements and our auditors' report thereon. The Other Information is expected to be made available to us after the date of this auditor's report.
- Our opinion on the Consolidated Financial Statements does not cover the other information and we do not express any form of assurance conclusion thereon.
- In connection with our audit of the Consolidated Financial Statements, our responsibility is to read the other information and, in doing so, consider whether the other information is materially inconsistent with the Consolidated Financial Statements or our knowledge obtained in the audit or otherwise appears to be materially misstated. If, based on the work we have performed and based on the work done/audit report of other auditors, we conclude that there is a material misstatement of this other information, we are required to report that fact.

### Management's responsibility for the Consolidated Financial Statements

- The Holding Company's Board of Directors are responsible for the preparation and presentation of these Consolidated Financial Statements, that give a true and fair view of the consolidated state of affairs, consolidated profit and other comprehensive income, consolidated changes in equity and consolidated cash flows of the Group including its joint venture in accordance with the accounting principles generally accepted in India, including the Indian Accounting Standards ("Ind AS") specified under section 133 of the Act. The respective Board of Directors of the companies included in the Group and of its joint venture are responsible for maintenance of adequate accounting records in accordance with the provisions of the Act for safeguarding the assets of the Group and of its joint venture and for preventing and detecting frauds and other irregularities; the selection and application of appropriate accounting policies; making judgments and estimates that are reasonable and prudent; and the design, implementation and maintenance of adequate internal financial controls, that were operating effectively for ensuring accuracy and completeness of the accounting records, relevant to the preparation and presentation of the Consolidated Financial Statements that give a true and fair view and are free from material misstatement, whether

due to fraud or error, which have been used for the purpose of preparation of the Consolidated Financial Statements by the Directors of the Holding Company, as aforesaid.

- In preparing the Consolidated Financial Statements, the respective Board of Directors of the companies included in the Group and of its joint venture are responsible for assessing the ability of each company to continue as a going concern, disclosing, as applicable, matters related to going concern and using the going concern basis of accounting unless the management either intends to liquidate the Group or to cease operations, or has no realistic alternative but to do so.
- The respective Board of Directors of the companies included in the Group and of its joint venture are responsible for overseeing the financial reporting process of the Group and of its joint venture.

### Auditor's responsibilities for the audit of the Consolidated Financial Statements

- Our objectives are to obtain reasonable assurance about whether the Consolidated Financial Statements as a whole are free from material misstatement, whether due to fraud or error, and to issue an auditor's report that includes our opinion. Reasonable assurance is a high level of assurance but is not a guarantee that an audit conducted in accordance with SAs will always detect a material misstatement when it exists. Misstatements can arise from fraud or error and are considered material if, individually or in the aggregate, they could reasonably be expected to influence the economic decisions of users taken on the basis of these Consolidated Financial Statements.
- As part of an audit in accordance with SAs, we exercise professional judgment and maintain professional scepticism throughout the audit. We also:
  - Identify and assess the risks of material misstatement of the Consolidated Financial Statements, whether due to fraud or error, design and perform audit procedures responsive to those risks, and obtain audit evidence that is sufficient and appropriate to provide a basis for our opinion. The risk of not detecting a material misstatement resulting from fraud is higher than for one resulting from error, as fraud may involve collusion, forgery, intentional omissions, misrepresentations, or the override of internal control.
  - Obtain an understanding of internal control relevant to the audit in order to design audit procedures that are appropriate in the circumstances. Under section 143(3)(i) of the Act, we are also responsible for expressing our opinion on whether the Holding Company has adequate internal financial controls

with reference to the Consolidated Financial Statements and the operating effectiveness of such controls.

- Evaluate the appropriateness of accounting policies used and the reasonableness of accounting estimates and related disclosures made by the management.
- Conclude on the appropriateness of management's use of the going concern basis of accounting and, based on the audit evidence obtained, whether a material uncertainty exists related to events or conditions that may cast significant doubt on the ability of the Group and its joint venture entity to continue as a going concern. If we conclude that a material uncertainty exists, we are required to draw attention in our auditor's report to the related disclosures in the Consolidated Financial Statements or, if such disclosures are inadequate, to modify our opinion. Our conclusions are based on the audit evidence obtained up to the date of our auditor's report. However, future events or conditions may cause the Group and its joint venture to cease to continue as a going concern.
- Evaluate the overall presentation, structure and content of the Consolidated Financial Statements, including the disclosures, and whether the Consolidated Financial Statements represent the underlying transactions and events in a manner that achieves fair presentation.
- Obtain sufficient appropriate audit evidence regarding the financial information of the entities or business activities within the Group and its joint venture to express an opinion on the Consolidated Financial Statements. We are responsible for the direction, supervision and performance of the audit of Financial Statements of such entities included in the Consolidated Financial Statements of which we are the independent auditor. For the other entities included in the Consolidated Financial Statements, which have been audited by other auditors, such other auditors remain responsible for the direction, supervision and performance of the audits carried out by them. We remain solely responsible for our audit opinion.
- We communicate with those charged with governance of the Holding Company included in the Consolidated Financial Statements of which we are the independent auditor regarding, among other matters, the planned scope and timing of the audit and significant audit findings, including any significant deficiencies in internal control that we identify during our audit.



14. We also provide those charged with governance with a statement that we have complied with relevant ethical requirements regarding independence, and to communicate with them all relationships and other matters that may reasonably be thought to bear on our independence, and where applicable, related safeguards.
15. From the matters communicated with those charged with governance, we determine those matters that were of most significance in the audit of the Consolidated Financial Statements of the current year and are therefore the key audit matters. We describe these matters in our auditor's report unless law or regulation precludes public disclosure about the matter or when, in extremely rare circumstances, we determine that a matter should not be communicated in our report because the adverse consequences of doing so would reasonably be expected to outweigh the public interest benefits of such communication.

#### Other Matters

16. We did not audit the Financial Statements of one joint venture, whose share of net loss and total comprehensive loss is ₹ 17.72 Lakhs for the year April 01, 2021 to March 31, 2022, which are audited by other auditor whose report have been furnished to us by the management and our opinion on the Consolidated Financial Statements, in so far as it relates to the amounts and disclosures included in respect of this joint venture and our report in terms of section 143(3) of the Act, in so far as it relates to the aforesaid joint venture is based solely on the report of the other auditor.
17. We did not audit the Financial Statements of one wholly owned subsidiary, whose Financial Statements reflect total assets of ₹ 515.10 lakhs as at March 31, 2022, total revenues of ₹ 15.80 lakhs, total net profit after tax and total comprehensive profit of ₹ 15 Lakhs and net cash flows amounting to ₹ 19.30 lakhs for the year ended on that date, as considered in the Consolidated Financial Statements. The Financial Statements have been audited by other auditor whose report have been furnished to us by the management and our opinion on the Consolidated Financial Statements, in so far as it relates to the amounts and disclosures included in respect of these subsidiary and our report in terms of section 143(3) of the Act, in so far as it relates to the aforesaid subsidiary is based solely on the reports of the other auditor.
18. In our opinion and according to the information and explanations given to us by the Board of Directors, the Financial Statements of the subsidiary and joint venture are not material to the Group. Our opinion on the Consolidated Financial Statements, and our report on Other Legal and Regulatory Requirements below, is not modified in respect of the above matters with respect to our reliance on the work done and the reports of the other auditors.

#### Report on Other Legal and Regulatory Requirements

19. As required by section 143(3) of the Act, based on our audit and on the consideration of audit reports of the other auditors on separate Financial Statements of such subsidiary and joint venture as were audited by other auditors, as noted in the 'Other Matters' paragraph, we report, to the extent applicable, that:
- 19.1 We have sought and obtained all the information and explanations which to the best of our knowledge and belief were necessary for the purposes of our audit of the aforesaid Consolidated Financial Statements.
- 19.2 In our opinion, proper books of account as required by law relating to preparation of the aforesaid Consolidated Financial Statements have been kept so far as it appears from our examination of those books and the reports of the other auditors.
- 19.3 The consolidated balance sheet, the consolidated statement of profit and loss (including other comprehensive income), the consolidated statement of changes in equity and the consolidated statement of cash flow dealt with by this Report are in agreement with the relevant books of account maintained for the purpose of preparation of the Consolidated Financial Statements.
- 19.4 In our opinion, the aforesaid Consolidated Financial Statements comply with the Ind AS specified under Section 133 of the Act.
- 19.5 On the basis of the written representations received from the directors of the Holding Company as on March 31, 2022, taken on record by the Board of Directors of the Holding Company and the report of the statutory auditor of its subsidiary company and joint venture incorporated in India, none of the directors of the Group company, its joint venture incorporated in India are disqualified as on March 31, 2022 from being appointed as a director in terms of Section 164(2) of the Act.
- 19.6 With respect to the adequacy of internal financial controls with reference to the Consolidated Financial Statements of the Holding Company, its subsidiary company and joint venture incorporated in India and the operating effectiveness of such controls, refer to our separate report in "Annexure A".
- 19.7 In our opinion and according to the information and explanations given to us and based on the reports of the statutory auditors of such subsidiary company and joint venture incorporated in India which were not audited by us, the remuneration paid during the current year by the Holding Company, its subsidiary company and joint venture incorporated in

India to its directors is in accordance with the provisions of Section 197 of the Act. The remuneration paid to any director by the Holding Company, its subsidiary company, and joint venture incorporated in India is not in excess of the limit laid down under Section 197 of the Act.

20. With respect to the other matters to be included in the Auditor's Report in accordance with Rule 11 of the Companies (Audit and Auditor's) Rules, 2014, in our opinion and to the best of our information and according to the explanations given to us and based on the consideration of audit reports of the other auditors on separate Financial Statements of such subsidiary and joint venture, as noted in the 'Other Matters' paragraph:
- 20.1. The Consolidated Financial Statements disclose the impact of pending litigations as at March 31, 2022 on the consolidated financial position of the Group, joint venture – Refer Note 2.37 to the consolidated Financial Statements.
- 20.2. The Group and, its joint venture did not have any material foreseeable losses on long-term contracts including derivative contracts.
- 20.3. There has been no delay in transferring amounts required to be transferred, to the Investor Education and Protection Fund by the Holding Company and its subsidiary company and joint venture incorporated in India during the year ended March 31, 2022.
- 20.4. The management has represented to us, to the best of their knowledge, that no funds (which are material either individually or in aggregate) advanced or loaned or invested (either from borrowed funds or share premium or any other sources or kind of funds) by the Holding Company to or in any other person(s) or entity(ies), including foreign entities ("Intermediaries"), with the understanding, whether recorded in writing or otherwise, that the Intermediary shall, whether, directly or indirectly lend or invest in other persons or entities identified in any manner whatsoever by

or on behalf of the Holding Company ("Ultimate Beneficiaries") or provide any guarantee, security or the like on behalf of the Ultimate Beneficiaries. Based on reasonable audit procedures adopted by us, nothing has come to our notice that such representation contains any material misstatement.

- 20.5. The management has also represented to us, to the best of their knowledge, that no funds (which are material either individually or in aggregate) have been received by the Holding Company from any person(s) or entity(ies), including foreign entities ("Funding Parties"), with the understanding, whether recorded in writing or otherwise, that the Holding Company shall, whether, directly or indirectly, lend or invest in other persons or entities identified in any manner whatsoever by or on behalf of the Funding Party ("Ultimate Beneficiaries") or provide any guarantee, security or the like on behalf of the Ultimate Beneficiaries. Based on reasonable audit procedures adopted by us, nothing has come to our notice that such representation contains any material misstatement.
- 20.6. In our opinion and according to the information and explanations given to us, the dividend declared and paid during the year the Group is in compliance with Section 123 of the Act.
21. With respect to the matters specified in paragraphs 3(xxi) and 4 of the Companies (Auditor's Report) Order, 2020 (the "CARO") issued by the Central Government in terms of Section 143(11) of the Act, to be included in the Auditor's report, according to the information and explanations given to us, and based on the CARO reports issued by us for the Holding Company and based on our consideration of CARO reports issued by the respective auditors of the subsidiary and joint venture as referred to in paragraph 16 & 17 above, we report that there are no qualifications or adverse remarks in these CARO reports.

For **Khimji Kunverji & Co LLP**  
Chartered Accountants

Firm Registration Number: 105146W/W100621

**Hasmukh B. Dedhia**  
Partner

Place: Mumbai  
Date: May 11, 2022

ICAI Membership No: 033494  
UDIN: 22033494AITYDX1420

(Referred to in paragraph 19.6 under 'Report on Other Legal and Regulatory Requirements' section of our report of even date)

**Report on the Internal Financial Controls with reference to the aforesaid Consolidated Financial Statements under Clause (i) of Sub-section 3 of Section 143 of the Companies Act, 2013.**

**Opinion**

1. In conjunction with our audit of the Consolidated Financial Statements of Kewal Kiran Clothing Limited as of and for the year ended March 31, 2022, we have audited the internal financial controls with reference to the Consolidated Financial Statements of Kewal Kiran Clothing Limited ("the Holding Company"), its subsidiary company and its joint venture company, which are companies incorporated in India, as of that date.
2. In our opinion, the Holding Company, its subsidiary company and its joint venture company, which are companies incorporated in India, have, in all material respects, an adequate internal financial controls with reference to the Consolidated Financial Statements and such internal financial controls were operating effectively as at March 31, 2022, based on the internal controls over financial reporting criteria established by the respective companies considering the essential components of such internal controls stated in the Guidance Note on Audit of Internal Financial Controls Over Financial Reporting issued by the Institute of Chartered Accountants of India ("the Guidance Note").

**Management's responsibility for Internal Financial Controls**

3. The respective Board of Directors of the Holding Company, its subsidiary company and its joint venture company, which are companies incorporated in India, are responsible for establishing and maintaining internal financial controls with reference to consolidated financial statements based on the internal controls over financial reporting criteria established by the respective companies considering the essential components of internal control stated in the Guidance Note. These responsibilities include the design, implementation and maintenance of adequate internal financial controls that were operating effectively for ensuring the orderly and efficient conduct of its business, including adherence to the respective company's policies, the safeguarding of its assets, the prevention and detection of frauds and errors, the accuracy and completeness of the accounting records, and the timely preparation of reliable financial information, as required under the Act.

**Auditor's responsibility**

4. Our responsibility is to express an opinion on the Holding Company, its subsidiary and joint venture, which are companies incorporated in India,

internal financial controls with reference to the Consolidated Financial Statements based on our audit. We conducted our audit in accordance with the Guidance Note and the Standards on Auditing ("SA"), prescribed under section 143(10) of the Act, to the extent applicable to an audit of internal financial controls with reference to the Consolidated Financial Statements. Those SAs and the Guidance Note require that we comply with ethical requirements and plan and perform the audit to obtain reasonable assurance about whether adequate internal financial controls with reference to the Consolidated Financial Statements were established and maintained and if such controls operated effectively in all material respects.

5. Our audit involves performing procedures to obtain audit evidence about the adequacy of the internal financial controls with reference to the Consolidated Financial Statements and their operating effectiveness. Our audit of internal financial controls with reference to the Consolidated Financial Statements included obtaining an understanding of internal financial controls with reference to the Consolidated Financial Statements, assessing the risk that a material weakness exists, and testing and evaluating the design and operating effectiveness of the internal controls based on the assessed risk. The procedures selected depend on the auditor's judgement, including the assessment of the risks of material misstatement of the Consolidated Financial Statements, whether due to fraud or error.
6. We believe that the audit evidence we have obtained and the audit evidence obtained by the other auditors in terms of their reports referred to in the 'Other Matters' paragraph below, is sufficient and appropriate to provide a basis for our audit opinion on the internal financial controls with reference to the Consolidated Financial Statements.

**Meaning of Internal Financial Controls with reference to the Consolidated Financial Statements**

7. A company's internal financial controls with reference to the Consolidated Financial Statements is a process designed to provide reasonable assurance regarding the reliability of financial reporting and the preparation of financial statements for external purposes in accordance with generally accepted accounting principles. A company's internal financial controls with reference to the Consolidated Financial Statements includes those policies and procedures that (1) pertain to the maintenance of records that, in reasonable detail, accurately and fairly reflect the transactions and dispositions of the assets of the company; (2) provide reasonable assurance that transactions are recorded as necessary to permit preparation of financial statements in accordance with generally accepted accounting principles, and that receipts and expenditures of the company are being made only in accordance with authorisations of management and directors of the company; and (3) provide reasonable assurance regarding prevention

or timely detection of unauthorised acquisition, use, or disposition of the company's assets that could have a material effect on the financial statements.

**Inherent Limitations of Internal Financial Controls with reference to the Consolidated Financial Statements**

8. Because of the inherent limitations of internal financial controls with reference to the Consolidated Financial Statements, including the possibility of collusion or improper management override of controls, material misstatements due to error or fraud may occur and not be detected. Also, projections of any evaluation of the internal financial controls with reference to the Consolidated Financial Statements to future periods are subject to the risk

that the internal financial controls with reference to the Consolidated Financial Statements may become inadequate because of changes in conditions, or that the degree of compliance with the policies or procedures may deteriorate.

**Other Matters**

9. Our aforesaid report under Section 143(3)(i) of the Act on the adequacy and operating effectiveness of the internal financial controls system with reference to the Consolidated Financial Statements in so far as it relates to one subsidiary company and one joint venture company, which are companies incorporated in India, is based on the corresponding reports of the auditors of such subsidiary and joint venture incorporated in India.

For **Khimji Kunverji & Co LLP**  
Chartered Accountants  
Firm Registration Number: 105146W/W100621

**Hasmukh B. Dedhia**  
Partner

Place: Mumbai  
Date: May 11, 2022

ICAI Membership No: 033494  
UDIN: 22033494AITYDX1420



# Consolidated Balance Sheet

on accounts as at March 31, 2022 | CIN: L18101MH1992PLC065136

(₹ in lakhs except as otherwise stated)

Particulars	Note	As at March 31, 2022 Audited	As at March 31, 2021 Audited
<b>ASSETS</b>			
<b>1) Non-Current Assets</b>			
a) Property, Plant and Equipment	2.1	8,443.23	8,083.47
b) Capital Work in Progress	2.1	88.05	96.95
c) Investment Property	2.1.1	129.10	131.30
d) Other Intangible Assets	2.1	28.30	16.06
e) Financial Assets			
i) Investments	2.2	2,199.87	2,180.73
ii) Other Financial Assets	2.3	1,525.33	1,865.27
f) Deferred Tax Assets (Net)	2.15	36.00	-
g) Other Non-Current Assets	2.4	28.86	288.90
		<b>12,478.74</b>	<b>12,662.68</b>
<b>2) Current Assets</b>			
a) Inventories	2.5	11,298.95	5,056.64
b) Financial Assets			
i) Investments	2.6	11,847.95	10,895.64
ii) Trade Receivables	2.7	17,092.15	13,103.09
iii) Cash & Cash Equivalents	2.8	19,639.08	15,363.95
iv) Bank Balances other than iii above	2.9	56.18	10.28
v) Other Financial Assets	2.10	244.21	125.72
c) Other Current Assets	2.11	1,638.72	1,003.64
		<b>61,817.24</b>	<b>45,558.96</b>
<b>TOTAL ASSETS</b>		<b>74,295.98</b>	<b>58,221.64</b>
<b>EQUITY &amp; LIABILITIES</b>			
<b>Equity</b>			
a) Equity Share Capital	2.12	6,162.52	1,232.50
b) Other Equity	2.13	41,641.63	42,051.56
		<b>47,804.15</b>	<b>43,284.06</b>
<b>Liabilities</b>			
<b>1) Non-Current Liabilities</b>			
a) Financial Liabilities			
i) Lease Liabilities	2.13A	438.83	311.43
b) Provisions	2.14	6.50	6.50
c) Deferred Tax Liability	2.15	-	288.00
		<b>445.33</b>	<b>605.93</b>
<b>2) Current Liabilities</b>			
a) Financial Liabilities			
i) Borrowings	2.16	7,659.85	4,643.80
ii) Lease Liabilities	2.17	89.00	30.58
iii) Trade Payables			
- total outstanding dues to micro and small enterprises	2.18	36.19	24.25
- total outstanding dues to creditors other than micro and small enterprises		5,307.26	3,627.38
iv) Other financial liabilities	2.19	1,448.31	1,364.76
b) Other Current Liabilities	2.20	1,492.87	1,393.01
c) Provisions	2.21	10,013.02	3,247.87
d) Current Tax Liabilities (Net)	2.22	-	-
		<b>26,046.50</b>	<b>14,331.65</b>
<b>TOTAL EQUITY AND LIABILITIES</b>		<b>74,295.98</b>	<b>58,221.64</b>
Significant accounting policies and notes on accounts	1 & 2		

The notes referred to above form integral part of Financial Statements

As per our Audit Report of even date  
For and on behalf of  
**Khimji Kunverji & Co LLP**  
Chartered Accountants  
Registration No.:105146W/W100621

**Hasmukh B Dedhia**  
Partner  
Membership No.: 033494

For and on behalf of the Board of Directors of  
**Kewal Kiran Clothing Ltd**

**Kewalchand P Jain**  
Chairman & Managing Director  
Din No.:00029730

**Hemant P Jain**  
Jt. Managing Director  
Din No.:00029822

**Nimesh Anandpara**  
Dy. Chief Financial Officer

**Abhijit Warange**  
Company Secretary

Place: Mumbai  
Date: May 11, 2022

Place: Mumbai  
Date: May 11, 2022

# Consolidated Statement of Profit and Loss

on accounts for the year ended March 31, 2022 | CIN: L18101MH1992PLC065136

(₹ in lakhs except as otherwise stated)

Particulars	Note	For the year ended March 31, 2022 Audited	For the year ended March 31, 2021 Audited
<b>INCOME</b>			
Revenue from Operations	2.23	60,760.98	30,272.96
Other Income	2.24	1,701.94	1,704.36
		<b>62,462.92</b>	<b>31,977.32</b>
<b>EXPENDITURE</b>			
Changes in inventories of Finished goods, Stock in trade and Work in progress	2.25	(6,185.06)	4,606.90
Cost of Material Consumed	2.26	32,651.06	9,364.82
Purchase of Trading Items: Lifestyle Accessories/Products		2,331.54	1,899.16
Employee Benefit Expenses	2.27	7,976.85	5,264.48
Finance Cost	2.28	452.61	681.04
Depreciation/Amortization	2.1	702.63	669.82
Manufacturing and Operating Expenses	2.29	7,074.18	2,134.20
Administrative and Other Expenses	2.30	3,543.59	3,276.48
Selling and Distribution Expenses	2.31	3,365.87	1,860.49
		<b>51,913.27</b>	<b>29,757.39</b>
<b>Profit before exceptional items, share of profit/(loss) of investment using equity method and tax</b>		<b>10,549.65</b>	<b>2,219.93</b>
Share of profit/(loss) of joint venture using equity method		(17.72)	37.99
<b>Profit before exceptional items and tax</b>		<b>10,531.93</b>	<b>2,257.92</b>
Exceptional items		-	-
<b>Net Profit Before Tax</b>		<b>10,531.93</b>	<b>2,257.92</b>
<b>Tax Expense</b>			
Current Tax		2,710.00	622.07
Deferred Tax		(324.00)	(267.00)
(Excess)/Short Provision for Taxes of Earlier Years		(16.83)	(77.34)
<b>Net Profit for the Period</b>		<b>8,162.77</b>	<b>1,980.19</b>
<b>Other Comprehensive Income (OCI)</b>			
<b>Items that will not be reclassified to Profit and Loss</b>			
Effect [gain/(loss)] of measuring equity instruments at fair value through OCI		154.41	188.72
Remeasurement gain/(loss) on net defined benefit liability		(69.35)	268.94
Income tax relating to items that will not be reclassified to profit and loss		(30.22)	(47.93)
<b>Total Comprehensive Income for the year</b>		<b>8,217.60</b>	<b>2,389.92</b>
Earnings per Share - Basic and Diluted (Face Value of ₹ 10 each fully paid up)		13.25	3.21
Weighted Average Number of Shares used in computing Earnings per Share- Basic and Diluted		61,625,185	61,625,185
Significant accounting policies and notes on accounts	1 & 2		

The notes referred to above form integral part of Financial Statements

As per our Audit Report of even date  
For and on behalf of  
**Khimji Kunverji & Co LLP**  
Chartered Accountants  
Registration No.:105146W/W100621

**Hasmukh B Dedhia**  
Partner  
Membership No.: 033494

For and on behalf of the Board of Directors of  
**Kewal Kiran Clothing Ltd**

**Kewalchand P Jain**  
Chairman & Managing Director  
Din No.:00029730

**Hemant P Jain**  
Jt. Managing Director  
Din No.:00029822

**Nimesh Anandpara**  
Dy. Chief Financial Officer

**Abhijit Warange**  
Company Secretary

Place: Mumbai  
Date: May 11, 2022

Place: Mumbai  
Date: May 11, 2022



# Consolidated Cash Flow Statement

on accounts for the year ended March 31, 2022 | CIN: L18101MH1992PLCO65136

(₹ in lakhs except as otherwise stated)

Particulars	For the Year Ended March 31, 2022 Audited	For the Year Ended March 31, 2021 Audited
<b>A. CASH FLOW FROM OPERATING ACTIVITIES</b>		
<b>Net Profit Before Taxes as per Statement of Profit and Loss</b>	<b>10,531.93</b>	2,257.92
Adjustments for:		
Depreciation/Amortization	700.42	666.89
Share of loss in Jointventure	17.72	(37.99)
(Gain)/Loss on Sale/discard of Property plant & equipment (Tangible Assets) (Net)	(82.01)	20.01
Depreciation on Investment Property	2.21	2.93
Effect of fair value measurement of investments	(1,320.60)	(1,429.60)
Sundry Balance (written back)/written off (Net)	(3.23)	8.23
Finance costs	448.89	651.70
Dividend Income	(12.83)	(5.21)
Provision/(Reversal of provision) for Doubtful Debts, Advances, Deposits and Investments	570.65	690.64
Provision/(Reversal of Provision) of Exchange Rate Fluctuation (Net)	(1.58)	10.61
Interest Income	(164.86)	(185.13)
	<b>154.78</b>	<b>393.07</b>
	<b>10,686.71</b>	<b>2,650.99</b>
<b>Changes in Current &amp; Non-current Assets and Liabilities</b>		
Trade Receivable and Other Assets	(5,050.98)	2,808.43
Inventories	(6,242.29)	3,946.71
Trade Payables, Liabilities and Provisions	8,645.49	637.19
	<b>(2,647.78)</b>	<b>7,392.32</b>
<b>Net Cash Inflow from Operating Activities</b>	<b>8,038.93</b>	<b>10,043.32</b>
Less: Income Tax paid (Net of Refund)	(2,352.10)	(372.63)
<b>Net Cash Inflow/(Outflow) from Operating Activities</b>	<b>5,686.83</b>	<b>9,670.69</b>
<b>B. CASH FLOW FROM INVESTING ACTIVITIES</b>		
Purchase of Property Plant & Equipment (including Capital Advances)	(1,049.10)	(302.44)
Sale of Property Plant & Equipment	130.62	34.85
Purchase of Investments	(3,923.13)	(3,720.00)
Redemption of Investments (net of taxes)	4,610.77	11,514.73
Bank Deposit offered as Security	(62.09)	(1,385.55)
Maturity of Bank Deposit offered as Security	1.49	5.16
Dividend Income	12.83	5.21
Interest received	96.59	122.33
Less : Income Tax Paid	(24.31)	(30.79)
<b>Net Cash inflow/(Outflow) from Investing Activities</b>	<b>(206.33)</b>	<b>6,243.50</b>

# Consolidated Cash Flow Statement (Contd.)

on accounts for the year ended March 31, 2022 | CIN: L18101MH1992PLCO65136

(₹ in lakhs except as otherwise stated)

Particulars	For the Year Ended March 31, 2022 Audited	For the Year Ended March 31, 2021 Audited
<b>C. CASH FLOW FROM FINANCING ACTIVITIES</b>		
Working Capital Demand Loan (Net)	3,016.04	(4,157.38)
Interest and Finance Charges	(405.99)	(606.44)
Payment of Lease liability	(116.54)	(63.07)
Payment of Dividend	(3,698.82)	(3,694.20)
<b>Net Cash Inflow/(Outflow) from Financing Activities</b>	<b>(1,205.31)</b>	<b>(8,521.09)</b>
Net Increase/(Decrease) in Cash & Cash Equivalents	4,275.19	7,393.10
<b>CASH AND CASH EQUIVALENTS - OPENING</b>	<b>15,363.95</b>	<b>7,970.87</b>
	<b>19,639.14</b>	<b>15,363.97</b>
<b>Effect of Exchange(Gain)/Loss on Cash and Cash Equivalents</b>	<b>0.04</b>	<b>(0.02)</b>
<b>CASH AND CASH EQUIVALENTS - CLOSING</b>	<b>19,639.08</b>	<b>15,363.95</b>
Significant accounting policies and notes on accounts	1&2	

The notes referred to above form integral part of Financial Statements

- The Aggregate Income Tax paid during the period is ₹ 2693.90 lakhs (P.Y. ₹ 620.00 lakhs).
- The amount of undrawn borrowing facilities that may be available for future operating activities and to settle capital commitments as on 31<sup>st</sup> March 2022 is ₹ 4340.16 lakhs (P.Y. ₹ 7356.20 lakhs).

As per our Audit Report of even date  
For and on behalf of  
**Khimji Kunverji & Co LLP**  
Chartered Accountants  
Registration No.:105146W/W100621

**Hasmukh B Dedhia**  
Partner  
Membership No. : 033494

Place: Mumbai  
Date: May 11, 2022

For and on behalf of the Board of Directors of  
**Kewal Kiran Clothing Ltd**

**Kewalchand P Jain**  
Chairman & Managing Director  
Din No :00029730

**Nimesh Anandpara**  
Dy. Chief Financial Officer

Place: Mumbai  
Date: May 11, 2022

**Hemant P Jain**  
Jt. Managing Director  
Din No :00029822

**Abhijit Warange**  
Company Secretary



# Statement of Consolidated Change in Equity

on accounts for the year ended March 31, 2022 | CIN: L18101MH1992PLC065136

(₹ in lakhs except as otherwise stated)

A) EQUITY SHARE CAPITAL	As at March 31, 2022 Audited	As at March 31, 2021 Audited
Balance at the beginning of the reporting year	1232.50	1232.50
Changes in Equity Share capital during the year (issue of bonus shares)	4,930.02	-
Balance at the end of the reporting year	6,162.52	1,232.50

B) OTHER EQUITY	General Reserve	Retained Earning	Securities premium	Business Progressive fund (refer note below)	Equity Instruments through OCI	Total
Balance as at March 31, 2021 (III) = I+II	5,375.63	24,035.79	8,426.77	4,000.00	213.37	42,051.56
Profit for the year	-	8,162.77	-	-	-	8162.77
Items of OCI for the year, net of tax	-	(99.57)	-	-	-	(99.57)
Remeasurement of net defined benefit liability	-	(99.57)	-	-	-	(99.57)
Effect of measuring equity instruments at fair value through OCI	-	-	-	-	154.41	154.41
Total Comprehensive income from the year (2021-22) (I)	-	8,063.20	-	-	154.41	8,217.61
Issue of Bonus shares	-	-	(4,930.02)	-	-	(4,930.02)
Dividends	-	(3,697.51)	-	-	-	(3,697.51)
Tax on dividends	-	-	-	-	-	-
Total (II)	-	(3,697.51)	(4,930.02)	-	-	(8,627.53)
Balance as at March 31, 2022 (III) = I+II	5,375.63	28,401.48	3,496.75	4,000.00	367.78	41,641.64

## BUSINESS PROGRESSIVE FUND

\* The Company has created "Business Progressive Fund" out of its profits to maintain normal growth in sluggish market conditions and support superior growth for long term. The said fund shall be for the purpose of launching & promoting new products, advertisement campaigns, promotional schemes and initial support to master stockiest and franchisees for development of retail business, reinforce existing channels of sales etc. The amount of fund is specifically earmarked and invested in liquid mutual funds or any other safe and highly liquid investments. The Company has made adequate provisions in accordance with Indian Accounting Standard (AS) -37 in normal course of business. INDAS-37 does not permit providing for expenses where present obligation does not exist or there is no fixed commitment.

Accordingly the Company has opted to create Business Progressive Fund. Further addition to the aforesaid fund shall be reviewed from time to time considering business environment and conditions and the income accrued from the fund. Any accretion to the investment shall be credited to Statement of Profit and Loss.

The notes referred to above form integral part of Financial Statements

As per our Audit Report of even date  
For and on behalf of  
**Khimji Kunverji & Co LLP**  
Chartered Accountants  
Registration No.:105146W/W100621

**Hasmukh B Dedhia**  
Partner  
Membership No. : 033494

Place: Mumbai  
Date: May 11, 2022

For and on behalf of the Board of Directors of  
**Kewal Kiran Clothing Ltd**

**Kewalchand P Jain**  
Chairman & Managing Director  
Din No :00029730

**Nimesh Anandpara**  
Dy. Chief Financial Officer

Place: Mumbai  
Date: May 11, 2022

**Hemant P Jain**  
Jt. Managing Director  
Din No :00029822

**Abhijit Warange**  
Company Secretary

# Statement of Consolidated Change in Equity

on accounts for the year ended March 31, 2022 | CIN: L18101MH1992PLC065136

(₹ in lakhs except as otherwise stated)

A) EQUITY SHARE CAPITAL	As at March 31, 2021 Audited	As at March 31, 2020 Audited
Balance at the beginning of the reporting year	1232.50	1232.50
Changes in Equity Share capital during the year	-	-
Balance at the end of the reporting year	1,232.50	1,232.50

B) OTHER EQUITY	General Reserve	Retained Earning	Securities premium	Business Progressive fund	Equity Instruments through OCI	Total
Balance as at 31 <sup>st</sup> March 2020 (III) = I+II	5,375.63	25,532.10	8,426.77	4,000.00	24.65	43,359.15
Profit for the year	-	1,980.19	-	-	-	1980.19
Items of OCI for the year, net of tax	-	-	-	-	-	-
Remeasurement of net defined benefit liability	-	221.01	-	-	-	221.01
Effect of measuring equity instruments at fair value through OCI	-	-	-	-	188.72	188.72
Total Comprehensive income from the year (2020-21) (I)	-	2,201.20	-	-	188.72	2,389.92
Dividends	-	(3,697.51)	-	-	-	(3,697.51)
Tax on dividends	-	-	-	-	-	-
Total (II)	-	(3,697.51)	-	-	-	(3,697.51)
Balance as at 31 <sup>st</sup> March 2021 (III) = I+II	5,375.63	24,035.79	8,426.77	4,000.00	213.37	42,051.56

As per our Audit Report of even date  
For and on behalf of  
**Khimji Kunverji & Co LLP**  
Chartered Accountants  
Registration No.:105146W/W100621

**Hasmukh B Dedhia**  
Partner  
Membership No. : 033494

Place: Mumbai  
Date: May 11, 2022

For and on behalf of the Board of Directors of  
**Kewal Kiran Clothing Ltd**

**Kewalchand P Jain**  
Chairman & Managing Director  
Din No :00029730

**Nimesh Anandpara**  
Dy. Chief Financial Officer

Place: Mumbai  
Date: May 11, 2022

**Hemant P Jain**  
Jt. Managing Director  
Din No :00029822

**Abhijit Warange**  
Company Secretary



## 1. Company Overview and Significant Accounting Policies:

### A. Corporate Information

Kewal Kiran Clothing Limited ("the Parent Company") is a Public Limited Company incorporated in India having its registered office at Mumbai, Maharashtra. The Parent Company is engaged into manufacturing, marketing and retailing of branded readymade garments and finished accessories. The Parent Company together with its joint venture (i.e. White Knitwear Private Limited) and its subsidiary (i.e. K-Lounge Lifestyle Limited) is referred to as the "Group".

### B. Statement of Compliance and Basis of Preparation and Consolidation

#### (i) Compliance with Ind AS

The Consolidated Financial Statements (CFS) are prepared in accordance with Indian Accounting Standards ("Ind AS") as notified under the Companies (Indian Accounting Standards) Rules, 2015 and relevant amendment rules issued thereafter, the relevant provisions of the Companies Act, 2013 ("the Act") and guidelines issued by the Securities and Exchange Board of India ("SEBI"), as applicable.

#### (ii) Basis of Preparation and presentation

##### Basis of Preparation:

The financial statements have been prepared on a historical cost basis, except the following assets and liabilities which have been measured at fair value

- Certain financial assets and liabilities (refer accounting policy regarding financial instruments)
- Employee's Defined Benefit Plan as per actuarial valuation

Fair value is the price that would be received to sell an asset or paid to transfer a liability in an orderly transaction between market participants at the measurement date under current market conditions, regardless of whether that price is directly observable or estimated using another valuation technique. In determining the fair value of an asset or a liability, the Group takes into account the characteristics of the asset or liability if market participants would take those characteristics into account when pricing the asset or liability at the measurement date.

##### Functional and Presentation Currency:

The CFS are presented in Indian Rupees and all values are rounded to the nearest Lakh (INR 00,000), except otherwise indicated.

### (iii) Principles of Consolidation and equity accounting

#### Joint Venture

A joint venture is a type of joint arrangement whereby the parties that have joint control of the arrangement have rights to the net assets of the joint venture. Joint control is the contractually agreed sharing of control of an arrangement, which exists only when decisions about the relevant activities require unanimous consent of the parties sharing control.

The Group's investments in its joint venture are accounted for using the equity method

#### Equity Method

Under the equity method, the investment in a joint venture is initially recognised at cost. The carrying amount of the investment is adjusted to recognise changes in the Group's share of net assets of the joint venture since the acquisition date. Goodwill relating to the joint venture is included in the carrying amount of the investment and is not tested for impairment individually.

The statement of profit and loss reflects the Group's share of the results of operations of the joint venture.

Any change in OCI of those investees is presented as part of the Group's OCI. In addition, when there has been a change recognised directly in the equity of the joint venture, the Group recognises its share of any changes, when applicable, in the statement of changes in equity. Unrealised gains and losses resulting from transactions between the Group and the joint venture are eliminated to the extent of the interest in the joint venture.

The aggregate of the Group's share of profit or loss of a joint venture is shown on the face of the statement of profit and loss. The financial statements of the joint venture are prepared for the same reporting period as the Group. When necessary, adjustments are made to bring the accounting policies in line with those of the Group.

After application of the equity method, the Group determines whether it is necessary to recognise an impairment loss on its investment in its joint venture. At each reporting date, the Group determines whether there is objective evidence that the investment in the joint venture is impaired. If there is such evidence, the Group calculates the amount of impairment as the difference between the recoverable amount of the joint venture and its carrying value and then recognises the loss as 'Share of profit of a joint venture' in the statement of profit or loss.

Upon loss of significant influence over the joint control over the joint venture, the Group measures and recognises any retained investment at its fair value. Any difference between the carrying amount of the joint venture upon loss of significant influence or joint control and the fair value of the retained investment and proceeds from disposal is recognised in profit or loss.

### C. Summary of Significant Accounting Policies

#### 1.1 Classification of Assets and Liabilities into Current/Non-Current:

The Group has ascertained its operating cycle as twelve months for the purpose of Current/ Non-Current classification of its Assets and Liabilities.

For the purpose of Balance Sheet, an asset is classified as current if:

- It is expected to be realised, or is intended to be sold or consumed, in the normal operating cycle; or
- It is held primarily for the purpose of trading; or
- It is expected to realise the asset within twelve months after the reporting period; or
- The asset is a cash or cash equivalent unless it is restricted from being exchanged or used to settle a liability for at least twelve months after the reporting period.

All other assets are classified as non-current., A liability is classified as current if:

- It is expected to be settled in the normal operating cycle; or
- It is held primarily for the purpose of trading; or
- It is due to be settled within twelve months after the reporting period; or
- The Group does not have an unconditional right to defer the settlement of the liability for at least twelve months after the reporting period. Terms of a liability that could result in its settlement by the issue of equity instruments at the option of the counterparty does not affect this classification.

All other liabilities are classified as non-current.

#### 1.2 Property, Plant and Equipment (PPE):

The initial cost of PPE comprises its purchase price, including import duties and non-refundable purchase taxes and any directly attributable costs of bringing an asset to

working condition and location for its intended use, including relevant borrowing costs and any expected costs of decommissioning. Following initial recognition, items of PPE are carried at its cost less accumulated depreciation and accumulated impairment losses, if any. Gross carrying amount of all PPE are measured using cost model. Expenditure incurred after the PPE have been put into operation, such as repairs and maintenance, are charged to the Statement of Profit and Loss in the period in which the costs are incurred. PPE are eliminated from financial statement either on disposal or when retired from active use. Capital work-in-progress comprises of cost incurred on property, plant and equipment under construction / acquisition that are not yet ready for their intended use at the Balance Sheet Date

If significant parts of an item of PPE have different useful lives, then they are accounted for as separate items (major components) of PPE. Material items such as spare parts, stand-by equipment and service equipment are classified as PPE when they meet the definition of PPE as specified in Ind AS 16 – Property, Plant and Equipment.

#### 1.3 Expenditure during construction period:

- Expenditure / Income during construction period (including financing cost related to borrowed funds for construction or acquisition of qualifying PPE) is included under Capital Work-in-Progress and the same is allocated to the respective PPE on the completion of their construction.

Advances given towards acquisition or construction of PPE outstanding at each reporting date are disclosed as Capital Advances under "Other non-current Assets".

- Property, plant and equipment are eliminated from financial statement either on disposal or when retired from active use. Assets held for disposal are stated at net realizable value. Losses arising in case of retirement of property, plant and equipment and gains or losses arising from disposal of property, plant and equipment are recognized in the statement of profit and loss in the year of occurrence.

#### 1.4 Depreciation:

- Depreciation on the property, plant and equipment (other than freehold land and capital work in progress) is provided on a straight-line method (SLM) over their useful lives which is in consonance of useful life

mentioned in Schedule II to the Act except certain class of assets specified in table (i) below, based on internal assessment estimated by the management of The Group, where the useful life is lower than as mentioned in said Schedule II.

Assets where useful life is lower than useful life mentioned in Schedule II

Assets	Estimated useful life depreciated on SLM basis
Furniture & fittings at retail stores	5 years
Second hand factory / office building (RCC frame structure)	30 years
Second hand factory / office building (other than RCC frame structure)	5 years
Individual assets whose cost does not exceed ₹ 5,000	Fully depreciated in the year of purchase

- b) The range of useful lives of the property, plant and equipment not covered in table above and are in accordance with Schedule II are as follows:

Particulars	Useful life
Factory buildings	30 years
Other buildings (RCC structure)	60 years
Other Plant and Machinery	15 years
Computers	3 years
Furniture & fittings	10 years
Motor vehicles	8 years
Windmill	22 years

- c) In case of assets purchased, sold or discarded during the year, depreciation on such assets is calculated on pro-rata basis from the date of such addition or as the case may be, upto the date on which such asset has been sold or discarded.
- d) Depreciation methods, useful lives and residual values are reviewed at each financial year end and adjusted prospectively.
- e) Leasehold lands are amortized over the period of lease or useful life whichever is lower. Buildings constructed on leasehold land are depreciated over its useful life which matches with the useful life mentioned in Schedule II. In cases where building is having useful life greater than the period of lease (where the Parent Company does not have right of renewal), the same is amortized over the lease period of land.

## 1.5 Investment properties

Property that is held for long-term rental yields or for capital appreciation or both and that is not occupied by the Group for its own business, is classified as investment property. Investment properties are measured at its cost, including related transaction costs and where applicable borrowing costs less depreciation and impairment if any.

Depreciation on building held as Investment Properties is provided over its useful life (of 60 years) using the straight line method.

## 1.6 Intangible Assets and Amortisation:

- a) Intangible assets are recognized only if it is probable that the future economic benefits attributable to asset will flow to the Company and the cost of asset can be measured reliably. Intangible assets are stated at cost of acquisition/development less accumulated amortization and accumulated impairment loss if any.
- b) Cost of an intangible asset includes purchase price including non - refundable taxes and duties, borrowing cost directly attributable to the qualifying asset and any directly attributable expenditure on making the asset ready for its intended use.
- c) Intangible assets under development comprises of cost incurred on intangible assets under development that are not yet ready for their intended use as at the Balance Sheet date.
- d) Class of intangible assets and their estimated useful lives are as under:

Assets	Estimated useful life amortized on SLM basis
Computer software	3 years
Membership rights	5 years
Trademark	As per Management Estimate

- e) Amortisation methods and useful lives are reviewed at each financial year end and adjusted prospectively.
- f) In case of assets purchased during the year, amortization on such assets is calculated on pro-rata basis from the date of such addition.

## 1.7 Non-current assets (or disposal groups) classified as held for disposal:

Assets are classified as held for disposal and stated at the lower of carrying amount and fair value less costs to sell.

To classify any Asset as "Asset held for disposal" the asset must be available for immediate sale

and its sale must be highly probable. Such assets are presented separately in the Balance Sheet, in the line "Assets held for disposal". Once classified as held for disposal, intangible assets and PPE are no longer amortised or depreciated, but carried at lower of cost or NRV.

## 1.8 Impairment of Non-Financial Assets:

At the end of each reporting period, the Group reviews the carrying amounts of non-financial assets to determine whether there is any indication that those assets have suffered an impairment loss. If any such indication exists, the recoverable amount of the asset is estimated in order to determine the extent of the impairment loss (if any). When it is not possible to estimate the recoverable amount of an individual asset, the Group estimates the recoverable amount of the cash-generating unit to which the asset belongs. When a reasonable and consistent basis of allocation can be identified, corporate assets are also allocated to individual cash-generating units, or otherwise they are allocated to the smallest group of cash-generating units for which a reasonable and consistent allocation basis can be identified.

Intangible assets with indefinite useful lives and intangible assets not yet available for use are tested for impairment at least annually and whenever there is an indication that the asset may be impaired.

Recoverable amount is the higher of fair value less costs of disposal and value in use. In assessing value in use, the estimated future cash flows are discounted to their present value using a pre-tax discount rate that reflects current market assessments of the time value of money and the risks specific to the asset for which the estimates of future cash flows have not been adjusted.

If the recoverable amount of an asset (or cash-generating unit) is estimated to be less than its carrying amount, the carrying amount of the asset (or cash-generating unit) is reduced to its recoverable amount. An impairment loss is recognised immediately in Statement of Profit and Loss, unless the relevant asset is carried at a revalued amount, in which case the impairment loss is treated as a revaluation decrease.

When an impairment loss subsequently reverses, the carrying amount of the asset (or a cash-generating unit) is increased to the revised estimate of its recoverable amount, but so that the increased carrying amount does not exceed the carrying amount that would have been determined had no impairment loss been recognised for the asset (or cash-generating unit) in prior years. A reversal of an impairment loss is recognised immediately in the Statement

of Profit and Loss, unless the relevant asset is carried at a revalued amount, in which case the reversal of the impairment loss is treated as a revaluation increase.

## 1.9 Inventories:

The inventories (including traded goods) are valued at lower of cost and net realizable value after providing for cost of obsolescence wherever considered necessary. However, materials and other items held for use in the production of inventories are not written down below cost if the finished products in which they will be incorporated are expected to be sold at or above cost.

The cost comprises of costs of purchase, duties and taxes (other than those subsequently recoverable), conversion cost and other costs incurred in bringing the inventories to their present location and condition. Since the Parent Company is in fashion industry with diverse designs / styles, the cost of inventory is determined on the basis of specific identification method (as the same is considered as more suitable).

In case of work in progress and finished goods, the costs of conversion include costs directly related to the units of production and systematic allocation of fixed and variable production overheads. The cost of finished goods also includes excise duty wherever applicable.

## 1.10 Borrowing Costs:

Borrowing costs that are directly attributable to the acquisition, construction or development of a qualifying asset are capitalized as part of the cost of the respective asset till such time the asset is ready for its intended use. A qualifying asset is an asset which necessarily takes a substantial period of time to get ready for its intended use. All other borrowing costs are expensed in the period in which they occur. Borrowing costs consist of interest, amortization of discounts, hedge related cost incurred in connection with foreign currency borrowings and exchange difference arising from foreign currency borrowings to the extent they are treated as an adjustment to the borrowing cost and other costs that an entity incurs in connection with the borrowing of funds.

## 1.11 Provisions, Contingent Liabilities and Contingent Assets:

Provisions are recognised when the Group has a present obligation (legal or constructive) as a result of a past event and it is probable that an outflow of resources, that can be reliably estimated, will be required to settle such an obligation.

# Consolidated Notes

on accounts for the year ended March 31, 2022 | CIN: L18101MH1992PLC065136

(₹ in lakhs except as otherwise stated)

If the effect of the time value of money is material, provisions are determined by discounting the expected future cash flows to net present value using an appropriate pre-tax discount rate that reflects current market assessments of the time value of money and, where appropriate, the risks specific to the liability. Unwinding of the discount is recognised in the Statement of Profit and Loss as a finance cost.

Provisions are reviewed at each reporting date and are adjusted to reflect the current best estimate.

A present obligation that arises from past events where it is either not probable that an outflow of resources will be required to settle or a reliable estimate of the amount cannot be made, is disclosed as a contingent liability. Contingent liabilities are also disclosed when there is a possible obligation arising from past events, the existence of which will be confirmed only by the occurrence or non-occurrence of one or more uncertain future events not wholly within the control of the Group.

Claims against the Group where the possibility of any outflow of resources in settlement is remote, are not disclosed as contingent liabilities.

A contingent asset is disclosed, where an inflow of economic benefits is probable. Contingent assets are not recognised in financial statements since this may result in the recognition of income that may never be realised. However, when the realisation of income is virtually certain, then the related asset is not a contingent asset and is recognised.

## 1.12 Revenue Recognition:

Revenue is recognized to the extent that it is probable that the economic benefits will flow to the Group and the amount can be reliably measured.

- Sales of goods are recognized when significant risks and rewards of ownership of the goods have passed to the buyer that coincides with delivery and is measured at the fair value of consideration received or receivable taking net off the amount of goods and services tax (GST), sales tax, rebates, trade discounts and sales returns.
- Interest income is recognized on time proportion basis taking into account the amount outstanding and rate applicable.
- Dividend income on investment is accounted for in the period/year in which the right to receive the same is established.

- Service income is recognized upon rendering of services. Service income is recorded net of GST.
- Licensing revenue is recognized on accrual basis in accordance with the terms of the relevant agreements. Licensing income is recorded net of GST
- Power generation income is recognized on the basis of electrical units generated and sold in excess of captive consumption and recognized at prescribed rate as per agreement of sale of electricity by the Parent Company. Further, value of electricity generated and captively consumed is netted off from the electricity expenses.
- Export incentives principally comprises of Duty Drawback, merchandise exports from India scheme (MEIS) and rebate on state & central taxes and levies (RoSTCL) based on guidelines formulated for the respective scheme by the government authorities. These incentives are recognized as income on accrual basis in Statement of Profit and Loss only to the extent that realisation/ utilisation is certain.
- Rental income (net of taxes) on assets given under operating lease arrangements is recognized on a straight-line basis over the period of the lease unless the receipts are structured to increase in line with expected general inflation to compensate for the Company's expected inflationary cost increases.

## 1.13 Leases:

The Group assesses whether a contract contains a lease, at inception of a contract. A contract is, or contains, a lease if the contract conveys the right to control the use of an identified asset for a period of time in exchange for consideration. To assess whether a contract conveys the right to control the use of an identified asset, the Group assesses whether: (i) the contract involves the use of an identified asset (ii) the Group has substantially all of the economic benefits from use of the asset through the period of the lease and (iii) the Group has the right to direct the use of the asset.

Certain lease arrangements include the options to extend or terminate the lease before the end of the lease term. ROU assets and lease liabilities includes these options when it is reasonably certain that they will be exercised.

The right-of-use assets are initially recognized at cost, which comprises the initial amount of the lease liability adjusted for any lease payments made at or prior to the commencement date of the lease plus any initial direct costs less

# Consolidated Notes

on accounts for the year ended March 31, 2022 | CIN: L18101MH1992PLC065136

(₹ in lakhs except as otherwise stated)

any lease incentives. They are subsequently measured at cost less accumulated depreciation and impairment losses.

Right-of-use assets are depreciated on a straight-line basis over the lease term. Right of use assets are evaluated for recoverability whenever events or changes in circumstances indicate that their carrying amounts may not be recoverable. For the purpose of impairment testing, the recoverable amount (i.e. the higher of the fair value less cost to sell and the value-in-use) is determined on an individual asset basis unless the asset does not generate cash flows that are largely independent of those from other assets.

The lease liability is initially measured at amortized cost at the present value of the future lease payments. The lease payments are discounted using the interest rate implicit in the lease or, if not readily determinable, using the incremental borrowing rates in the country of domicile of these leases. Lease liabilities are remeasured with a corresponding adjustment to the related right of use asset if the Group changes its assessment if whether it will exercise an extension or a termination option.

Lease liability and ROU asset have been separately presented in the Balance Sheet and lease payments have been classified as financing cash flows.

## 1.14 Employees' Benefits:

### a) Short term employee benefits-

All employee benefits falling due wholly within twelve months of rendering the service are classified as short term employee benefits and they are recognized as an expense at the undiscounted amount in the Statement of Profit and Loss in the period in which the employee renders the related service.

### b) Post-employment benefits

#### i) Defined contribution plan

The defined contribution plan is post-employment benefit plan under which the Group contributes fixed contribution to a government administered fund and will have no obligation to pay further contribution. The Group's defined contribution plan comprises of Provident Fund, Employee State Insurance Scheme, Employee Pension Scheme, National Pension Scheme and Labour Welfare Fund. The Group's contribution to defined contribution plans are recognized in the Statement of Profit and Loss in the period in which employee renders the related service.

### ii) Defined benefit plan

The Group's obligation towards gratuity liability is funded to an approved gratuity fund, which fully covers the said liability under Cash Accumulation Policy of Life Insurance Corporation of India (LIC). The present value of the defined benefit obligations is determined based on actuarial valuation using the projected unit credit method. The rate used to discount defined benefit obligation is determined by reference to market yields at the Balance Sheet date on Indian Government Bonds for the estimated term of obligations. The net interest cost is calculated by applying the discount rate to the net balance of the defined benefit obligation and fair value of plan assets. Re-measurement gains or losses arising from experience adjustments changes in actuarial assumptions is reflected immediately in the Balance Sheet with a charge or credit recognized in Other Comprehensive Income (OCI) in the period in which they occur. Re-measurement recognized in OCI is reflected immediately in retained earnings and will not be reclassified to Statement of Profit and Loss in the subsequent period.

As per the Parent Company's policy, employees who have completed specified years of service are eligible for death benefit plan wherein defined amount would be paid to the survivors of the employee on the death of the employee while in service with the Parent Company. To fulfill the Parent Company's obligation for the above mentioned plan, the Parent Company has taken group term policy from an insurance company. The annual premium for insurance cover is recognized in Statement of Profit and Loss.

## 1.15 Income Taxes:

- Tax expenses comprise of current tax, deferred tax charge or credit and adjustments of taxes for earlier years. In respect of amounts adjusted against securities premium or retained earnings or other reserves, the corresponding tax effect is also adjusted against the securities premium or retained earnings or other reserves, as the case may be, as per the announcement of Institute of Chartered Accountant of India.



# Consolidated Notes

on accounts for the year ended March 31, 2022 | CIN: L18101MH1992PLC065136

(₹ in lakhs except as otherwise stated)

- b) Current Tax is measured on the basis of estimated taxable income for the current accounting period in with the applicable tax rates and the provisions of the Income-tax Act, 1961 and other applicable tax laws.
- c) Deferred tax is provided, on all temporary differences at the reporting date between the tax bases of assets and liabilities and their carrying amounts for financial reporting purposes. Deferred tax assets and liabilities are measured at the tax rates that are expected to be applied to the temporary differences when they reverse, based on the laws that have been enacted or substantively enacted at the reporting date.

Tax relating to items recognised directly in equity or OCI is recognised in equity or OCI and not in the Statement of Profit and Loss. Deferred tax assets and liabilities are offset if there is a legally enforceable right to offset current tax liabilities and assets and they relate to income taxes levied by the same tax authority, but they intend to settle current tax liabilities and assets on a net basis or their tax assets and liabilities will be realized simultaneously.

A deferred tax asset is recognized only to the extent that it is probable that future taxable profits will be available against which the temporary difference can be utilised. Deferred tax assets are reviewed at each reporting date and are reduced to the extent that it is no longer probable

## 1.16 Earnings per Share:

Basic earnings per share (EPS) are calculated by dividing the net profit or loss (after tax) for the year attributable to equity shareholders by the weighted average number of equity shares outstanding during the year. The weighted average number of equity shares outstanding during the period is adjusted for events of bonus issue and share split if any.

For the purpose of calculating diluted earnings per share, the net profit or loss (after tax) for the year attributable to equity shareholders and the weighted average number of equity shares outstanding during the year are adjusted for the effects of all dilutive potential equity shares.

## 1.17 Foreign Currency Transactions:

- a) Transactions denominated in foreign currencies are recorded at the exchange rates prevailing on the date of the transaction.
- b) As at balance sheet date, foreign currency monetary items are translated at closing

exchange rate. Foreign currency non-monetary items carried at fair value are translated at the rates prevailing at the date when the fair value was determined. Foreign currency non-monetary items measured in terms of historical cost are translated using the exchange rate as at the date of initial transactions.

- c) Exchange difference arising on settlement or translation of foreign currency monetary items are recognized as income or expense in the year in which they arise except to the extent exchange differences are regarded as an adjustment to interest cost on those foreign currency borrowings.

## 1.18 Financial Instruments:

Financial assets and financial liabilities are recognised when a Company becomes a party to the contractual provisions of the instruments

### Measurement

At initial recognition, the Group measures a financial asset and financial liabilities at its fair value. Transaction costs that are directly attributable to the acquisition or issue of financial assets and financial liabilities (other than financial assets and financial liabilities at fair value through profit or loss and ancillary costs related to borrowings) are added to or deducted from the fair value of the financial assets or financial liabilities, as appropriate, on initial recognition. Transaction costs directly attributable to the acquisition of financial assets or financial liabilities at fair value through profit or loss are recognised immediately in Statement of Profit and Loss.

### Classification and Subsequent Measurement: Financial Assets

The Group classifies financial assets as subsequently measured at amortised cost, fair value through other comprehensive income ("FVTOCI") or fair value through profit or loss ("FVTPL") on the basis of following:

- the entity's business model for managing the financial assets and
- the contractual cash flow characteristics of the financial asset.

### Amortised Cost:

A financial asset shall be classified and measured at amortised cost if both of the following conditions are met:

- the financial asset is held within a business model whose objective is to hold financial assets in order to collect contractual cash flows and

# Consolidated Notes

on accounts for the year ended March 31, 2022 | CIN: L18101MH1992PLC065136

(₹ in lakhs except as otherwise stated)

- the contractual terms of the financial asset give rise on specified dates to cash flows that are solely payments of principal and interest on the principal amount outstanding.

### Fair Value through OCI (FVTOCI):

A financial asset shall be classified and measured at FVTOCI if both of the following conditions are met:

- the financial asset is held within a business model whose objective is achieved by both collecting contractual cash flows and selling financial assets and
- the contractual terms of the financial asset give rise on specified dates to cash flows that are solely payments of principal and interest on the principal amount outstanding.

### Fair Value through Profit or Loss (FVTPL):

A financial asset shall be classified and measured at fair value through profit or loss unless it is measured at amortised cost or at FVTOCI.

All recognised financial assets are subsequently measured in their entirety at either amortised cost or fair value, depending on the classification of the financial assets.

### Equity instruments:

The Group subsequently measures its specific equity investments other than investments in joint venture at fair value. Where the Group's management has elected to present fair value gains and losses on equity investments in other comprehensive income, there is no subsequent reclassification of fair value gains and losses to the Statement of Profit and Loss. Dividends from such investments are recognized in the Statement of Profit and Loss as other income when the Group's right to receive payments is established.

### Impairment of financial assets

The Group assesses on a forward looking basis the expected credit losses associated with its assets. The impairment methodology applied depends on whether there has been a significant increase in credit risk. For trade receivables, the Company applies 'simplified approach' as specified under Ind AS 109, which requires expected lifetime losses to be recognized from initial recognition of the receivables. The application of simplified approach does not require the Company to track changes in credit risk. The Company calculates the expected credit losses on trade receivables using a provision matrix on the basis of its historical credit loss experience and is adjusted for forward looking estimates.

### Derecognition of financial assets:

The Group derecognises a financial asset when the contractual rights to the cash flows from the asset expire, or when it transfers the financial asset and substantially all the risks and rewards of ownership of the asset to another party. If the Group neither transfers nor retains substantially all the risks and rewards of ownership and continues to control the transferred asset, the Group recognises its retained interest in the asset and an associated liability for amounts it may have to pay. If the Group retains substantially all the risks and rewards of ownership of a transferred financial asset, the Group continues to recognise the financial asset and also recognises a collateralised borrowing for the proceeds received.

On derecognition of a financial asset (other than specific equity instrument classified as FVTOCI) in its entirety, the difference between the asset's carrying amount and the sum of the consideration received and receivable and the cumulative gain or loss that had been recognised in other comprehensive income and accumulated in equity is recognised in profit or loss if such gain or loss would have otherwise been recognised in profit or loss on disposal of that financial asset.

On derecognition of a financial asset other than in its entirety (e.g. when the Group retains an option to repurchase part of a transferred asset), the Group allocates the previous carrying amount of the financial asset between the part it continues to recognise under continuing involvement and the part it no longer recognises on the basis of the relative fair values of those parts on the date of the transfer. The difference between the carrying amount allocated to the part that is no longer recognised and the sum of the consideration received for the part no longer recognised and any cumulative gain or loss allocated to it that had been recognised in other comprehensive income is recognised in profit or loss if such gain or loss would have otherwise been recognised in profit or loss on disposal of that financial asset. A cumulative gain or loss that had been recognised in other comprehensive income is allocated between the part that continues to be recognised and the part that is no longer recognised on the basis of the relative fair values of those parts.

### Subsequent measurement: Financial Liabilities

All financial liabilities of the Group are subsequently measured at amortized cost using the effective interest method.

Under the effective interest method, the future cash payments are exactly discounted to the initial recognition value using the effective



# Consolidated Notes

on accounts for the year ended March 31, 2022 | CIN: L18101MH1992PLC065136

(₹ in lakhs except as otherwise stated)

interest rate. The cumulative amortization using the effective interest method of the difference between the initial recognition amount and the maturity amount is added to the initial recognition value (net of principal repayments, if any) of the financial liability over the relevant period of the financial liability to arrive at the amortized cost at each reporting date. The corresponding effect of the amortization under effective interest method is recognized as interest expense over the relevant period of the financial liability. The same is included under finance cost in the Consolidated Statement of Profit and Loss.

#### **Derecognition of Financial Liabilities:**

A financial liability is derecognized when the obligation under the liability is discharged or cancelled or expires. When an existing financial liability is replaced by another from the same lender on substantially different terms, or the terms of an existing liability are substantially modified, such an exchange or modification is treated as the Derecognition of the original liability and the recognition of a new liability. The difference between the carrying amount of the financial liability derecognized and the consideration paid is recognized in the Consolidated Statement of Profit and Loss.

#### **1.19 Cash Flow Statement Cash and Cash Equivalents:**

Cash and cash equivalents include cash in hand, bank balances, deposits with banks (other than on lien) and all short term highly liquid investments / mutual funds (with zero exit load at the time of investment) that are readily convertible into known amounts of cash and are subject to an insignificant risk of changes in value. Cash flows are reported using the indirect method, where by net profit before tax is adjusted for the effects of transactions of a non-cash nature, any deferrals or accruals of past or future operating cash receipts or payments and item of income or expenses associated with investing or financing cash flows. The cash flows from operating, investing and financing activities are segregated.

#### **1.20 Dividend distribution:**

Final equity dividends on shares are recorded as a liability on the date of approval by the shareholders and interim equity dividends are recorded as a liability on the date of declaration by the Parent Company's Board of Directors.

#### **1.21 Segment Reporting:**

Operating segments have been identified taking into account the nature of the products /

services, geographical locations, nature of risks and returns, internal organization structure and internal financial reporting system. The Group prepares its segment information in conformity with the accounting policies adopted for preparing and presenting the consolidated financial statements of the Group as a whole. These operating results are regularly reviewed by the company's Chief Operating Decision Maker ("CODM").

#### **D. Critical accounting judgements and key sources of estimation uncertainty (Parent Company):**

The preparation of the Company's financial statements requires management to make judgements, estimates and assumptions that affect the reported amounts of revenues, expenses, assets and liabilities and the accompanying disclosures and the disclosure of contingent liabilities. Uncertainty about these assumptions and estimates could result in outcomes that require a material adjustment to the carrying amount of assets or liabilities affected in future periods

#### **Critical judgements and estimates in applying accounting policies:**

##### **1) Property, Plant and Equipment:**

Property, Plant and Equipment represent a significant proportion of the asset base of the Company. The charge in respect of periodic depreciation is derived after determining an estimate of an asset's expected useful life. The useful lives of the Company's assets are determined by the management at the time the asset is acquired and reviewed periodically, including at each financial year end. The lives are based on historical experience with similar assets as well as anticipation of future events, which may impact their life, such as changes in technical or commercial obsolescence arising from changes or improvements in production or from a change in market demand of the product or service output of the asset.

##### **2) Estimation of Defined benefit obligation:**

The costs of providing post-employment benefits are charged to the Statement of Profit and Loss in accordance with Ind AS 19 'Employee benefits' over the period during which benefit is derived from the employees' services. The costs are assessed on the basis of assumptions selected by the management. These assumptions include salary escalation rate, discount rates, expected rate of return on assets and mortality rates. The same is disclosed in Note 2.32

# Consolidated Notes

on accounts for the year ended March 31, 2022 | CIN: L18101MH1992PLC065136

(₹ in lakhs except as otherwise stated)

#### **3) Sales Returns:**

The Company accounts for sales returns by recording an allowance for sales returns concurrent with the recognition of revenue at the time of a product sale. This allowance is based on the Company's estimate of expected sales returns. The Company deals in various products and operates in various markets. Accordingly, the estimate of sales returns is determined primarily by the Company's historical experience in the markets in which the Company operates.

#### **4) Fair value measurement of Financial Instruments: Refer Note 2.40**

#### **5) Impairment**

An impairment loss is recognised for the amount by which an asset's or cash-generating unit's

carrying amount exceeds its recoverable amount to determine the recoverable amount, management estimates expected future cash flows from each asset or cash generating unit and determines a suitable interest rate in order to calculate the present value of those cash flows. In the process of measuring expected future cash flows, management makes assumptions about future operating results. These assumptions relate to future events and circumstances. The actual results may vary and may cause significant adjustments to the Company's assets. In most cases, determining the applicable discount rate involves estimating the appropriate adjustment to market risk and the appropriate adjustment to asset-specific risk factors.





# Consolidated Notes

on accounts for the year ended March 31, 2022 | CIN: L18101MH1992PLC065136

(₹ in lakhs except as otherwise stated)

## 2.1: PROPERTY, PLANT AND EQUIPMENT AND INTANGIBLE ASSETS

Sr. No.	Description of the Block of Assets	GROSS BLOCK			DEPRECIATION/AMORTISATION			NET BLOCK		
		As at April 01, 2021	Additions	Deductions/ Discarded	As at March 31, 2022	As at April 01, 2021	Depreciation	Deductions/ Discarded	As at March 31, 2022	As at March 31, 2022
<b>Property Plant &amp; Equipment (Tangible Assets)</b>										
1	Free Hold Land	1,801.18	-	-	1,801.18	-	-	-	-	1,801.18
2	Building	4,569.05	527.83	0.19	5,096.69	679.45	185.56	0.10	864.91	4,231.78
3	Furnitures & Fixtures	116.04	-	-	116.04	70.30	15.61	-	85.91	30.13
4	Plant and Machinery	2,756.47	235.99	56.46	2,936.00	1,250.99	297.03	24.93	1,523.09	1,412.91
5	Computer	205.39	30.48	1.20	234.67	197.37	18.61	1.20	214.78	19.89
6	Office Equipments	330.65	31.95	6.48	356.12	236.73	38.57	5.23	270.07	86.05
7	Vehicles	356.10	18.04	39.20	334.94	128.65	43.79	23.45	148.99	185.95
<b>Total of Property Plant &amp; equipment (a)</b>		<b>10,134.88</b>	<b>844.29</b>	<b>103.53</b>	<b>10,875.64</b>	<b>2,563.49</b>	<b>599.17</b>	<b>54.91</b>	<b>3,107.75</b>	<b>7,767.89</b>
<b>Intangible Assets (other than internally generated)</b>										
1	Software (Acquired)	134.80	21.84	-	156.64	118.74	9.60	-	128.34	28.30
<b>Total of Intangible Assets (b)</b>		<b>134.80</b>	<b>21.84</b>	<b>-</b>	<b>156.64</b>	<b>118.74</b>	<b>9.60</b>	<b>-</b>	<b>128.34</b>	<b>28.30</b>
<b>Right of Use Assets</b>										
1	Land	204.05	-	-	204.05	6.11	3.05	-	9.16	194.89
2	Building	386.00	254.92	-	640.92	71.87	88.60	-	160.47	480.45
<b>Total of Right of Use Assets (c)</b>		<b>590.05</b>	<b>254.92</b>	<b>-</b>	<b>844.97</b>	<b>77.98</b>	<b>91.65</b>	<b>-</b>	<b>169.63</b>	<b>675.34</b>

Sr. No.	Description of the Block of Assets	GROSS BLOCK			DEPRECIATION/AMORTISATION			NET BLOCK		
		As at April 01, 2021	Additions	Capitalised	As at March 31, 2022	As at April 01, 2021	Depreciation	Deductions/ Discarded	As at March 31, 2022	As at March 31, 2022
<b>Capital Work in Progress (CWIP)</b>										
1	Plant and Machinery	-	108.90	51.10	57.80	-	-	-	-	57.80
2	Building	96.95	461.14	527.83	30.25	-	-	-	-	30.25
<b>Total CWIP (d)</b>		<b>96.95</b>	<b>570.04</b>	<b>578.94</b>	<b>88.05</b>	<b>-</b>	<b>-</b>	<b>-</b>	<b>-</b>	<b>88.05</b>
<b>Investment Properties (2.1.1)</b>										
1	Building	255.91	-	-	255.91	124.61	2.21	-	126.82	129.09
<b>Total Investment properties (e)</b>		<b>255.91</b>	<b>-</b>	<b>-</b>	<b>255.91</b>	<b>124.61</b>	<b>2.21</b>	<b>-</b>	<b>126.82</b>	<b>129.09</b>
<b>Grand total (a+b+c+d+e)</b>		<b>11,212.59</b>	<b>1,691.09</b>	<b>682.46</b>	<b>12,221.22</b>	<b>2,884.82</b>	<b>702.63</b>	<b>54.91</b>	<b>3,532.54</b>	<b>8,688.66</b>

# Consolidated Notes

on accounts for the year ended March 31, 2022 | CIN: L18101MH1992PLC065136

(₹ in lakhs except as otherwise stated)

## 2.1: PROPERTY, PLANT AND EQUIPMENT AND INTANGIBLE ASSETS

Sr. No.	Description of the Block of Assets	GROSS BLOCK			DEPRECIATION/AMORTISATION			NET BLOCK		
		As at April 01, 2020	Additions	Deductions/ Discarded	As at March 31, 2021	As at April 01, 2020	Depreciation	Deductions/ Discarded	As at March 31, 2021	As at March 31, 2021
<b>Property Plant &amp; Equipment (Tangible Assets)</b>										
1	Free Hold Land	1,801.18	-	-	1,801.18	-	-	-	-	1,801.18
2	Building	4,097.66	471.39	-	4,569.05	504.23	175.21	-	679.45	3,889.60
3	Furnitures & Fixtures	114.44	1.60	-	116.04	52.66	17.63	-	70.30	45.74
4	Plant and Machinery	2,866.43	172.84	282.80	2,756.47	1,100.26	293.29	142.56	1,250.99	1,505.48
5	Computer	206.61	2.24	3.45	205.39	178.66	22.17	3.45	197.37	8.02
6	Office Equipments	319.05	11.61	0.01	330.65	177.08	59.66	0.01	236.73	93.92
7	Vehicles	256.85	129.10	29.84	356.10	112.32	39.63	23.29	128.65	227.45
<b>Total of Property Plant &amp; equipment (a)</b>		<b>9,662.21</b>	<b>788.78</b>	<b>316.11</b>	<b>10,134.88</b>	<b>2,125.20</b>	<b>607.60</b>	<b>169.32</b>	<b>2,563.48</b>	<b>7,571.40</b>
<b>Intangible Assets (other than internally generated)</b>										
1	Software (Acquired)	134.52	0.28	-	134.80	104.71	14.03	-	118.74	16.06
<b>Total of Intangible Assets (b)</b>		<b>134.52</b>	<b>0.28</b>	<b>-</b>	<b>134.80</b>	<b>104.71</b>	<b>14.03</b>	<b>-</b>	<b>118.74</b>	<b>16.06</b>
<b>Right of Use Assets</b>										
1	Land	-	204.05	-	204.05	3.06	3.05	-	6.11	197.94
2	Building	386.00	-	-	386.00	29.66	42.21	-	71.87	314.13
<b>Total of Right of Use Assets (c)</b>		<b>386.00</b>	<b>204.05</b>	<b>-</b>	<b>590.05</b>	<b>32.72</b>	<b>45.26</b>	<b>-</b>	<b>77.98</b>	<b>512.07</b>

Sr. No.	Description of the Block of Assets	GROSS BLOCK			DEPRECIATION/AMORTISATION			NET BLOCK		
		As at April 01, 2020	Additions	Capitalised	As at March 31, 2021	As at April 01, 2020	Depreciation	Deductions/ Discarded	As at March 31, 2021	As at March 31, 2021
<b>Capital Work in Progress (CWIP)</b>										
1	Plant and Machinery	21.02	9.00	30.02	-	-	-	-	-	-
2	Building	264.98	153.36	321.39	96.95	-	-	-	-	96.95
<b>Total CWIP (d)</b>		<b>286.00</b>	<b>162.36</b>	<b>351.41</b>	<b>96.95</b>	<b>-</b>	<b>-</b>	<b>-</b>	<b>-</b>	<b>96.95</b>
<b>Intangible Assets under development</b>										
1	Software	-	-	-	-	-	-	-	-	-
<b>Total CWIP (d)</b>		<b>286.00</b>	<b>162.36</b>	<b>351.41</b>	<b>96.95</b>	<b>-</b>	<b>-</b>	<b>-</b>	<b>-</b>	<b>96.95</b>
<b>Investment Properties (2.1.1)</b>										
1	Building	255.91	-	-	255.91	121.69	2.93	-	124.61	131.30
<b>Total Investment properties (e)</b>		<b>255.91</b>	<b>-</b>	<b>-</b>	<b>255.91</b>	<b>121.69</b>	<b>2.93</b>	<b>-</b>	<b>124.61</b>	<b>131.30</b>
<b>Grand total (a+b+c+d+e)</b>		<b>10,724.65</b>	<b>1,155.47</b>	<b>667.52</b>	<b>11,212.59</b>	<b>2,384.31</b>	<b>669.82</b>	<b>169.32</b>	<b>2,884.81</b>	<b>8,327.78</b>



# Consolidated Notes

on accounts for the year ended March 31, 2022 | CIN: L18101MH1992PLC065136

(₹ in lakhs except as otherwise stated)

## 2.1.1 Investment Property

Particulars	March 31, 2022	March 31, 2021
Rental income derived from Investment property	104.70	89.814
Direct operating expenses (Including repair and maintenance)	2.58	2.58
Income arising from Investment properties before depreciation	102.12	87.23
Depreciation	2.21	2.93
Income from Investment properties (Net)	99.91	84.30

The company obtains independent valuations for its investment properties by a specialist in valuing these type of investment property. The best estimate of fair value in current prices in active market for similar properties. Fair Value is ₹ 2481.43 lakhs.

## 2.1.2 Capital Work in Progress (CWIP) ageing schedule

a) Capital Work in Progress	Amount in CWIP for a period				Total
	Less than 1 year	1-2 Years	2-3 Years	More than 3 Years	
Projects in Progress	88.05	-	-	-	88.05
	(96.95)	-	-	-	(96.95)
Projects temporarily suspended	-	-	-	-	-

Note: Figures in brackets indicate previous year's figures

b) There are no capital work in progress, whose completion or cost compared to its original plan is overdue.

c) Amount capitalised under building block includes ₹ 532.33 lakhs (P.Y. ₹ 321.39 lakhs) being the amount of capital expenditure incurred on self-constructed assets. Further such amount included under CWIP is aggregating to ₹ 30.25 lakhs (P.Y. ₹ 262.78 lakhs).

**2.1.3** Building includes the value of 14,000 (P.Y.14,000) share of ₹ 100 each in Synthofine Estate CHS Ltd and value of 10 (P.Y.10) share of ₹ 50 each in Gautam Chemical Industrial Premises CHS Ltd.

**2.1.4** Right to Use - Building includes building constructed on lease hold land having Gross block of ₹ 226.65 lakhs (P.Y. ₹ 226.65 lakhs)

**2.1.5** In the year 2014-15, the company has acquired freehold land with integrated structures for a composite value whose conveyance is registered and municipal records updated. The value of the structure is determined based on estimated depreciated value of structures and the balance is considered as the value of the land. In respect of the land, the company has undivided share in land. Also an insignificant portion of land is unlawfully occupied by an illegal occupant and the said occupant had raised some illegal structures which were demolished by the Municipal Corporation. The said illegal occupant has filed a suit in the Hon'ble High Court for his alleged claim in respect of the portion of the land illegally occupied by him. The company has refuted the alleged claim of the illegal occupant and is defending the suit. The Company has filed an Eviction suit against the illegal occupant in the Hon'ble Small Causes Court. Both the said matters are sub-judiced. There is insignificant impact of these litigations on the financial position of the company.

**2.1.6** The company does not have any proceedings initiated or are pending against it, for holding benami property under the Benami Transactions (Prohibition) Act, 1988 (45 of 1988) and rules made thereunder.

**2.1.7** The Company has not revalued its property, plant and equipment (including right-of-use assets) or intangible assets or investment property during the current or previous year.

# Consolidated Notes

on accounts for the year ended March 31, 2022 | CIN: L18101MH1992PLC065136

(₹ in lakhs except as otherwise stated)

## 2.2: INVESTMENTS

### Long Term Investments

Particulars	As at March 31, 2022	As at March 31, 2021
<b>a) Trade Investments (Unquoted)</b>		
<b>Investment in Joint Venture White Knitwear Private Limited</b>		
In Equity Shares		
330,000 (P.Y. 330,000) Shares of face value ₹ 10 each, fully paid up.	33.00	33.00
In Preference Shares		
3,125,000 (P.Y. 3,125,000) 9% Cumulative Redeemable Preference Shares of face value of ₹ 10 each fully paid up.	312.50	312.50
Add/(loss): Share of Profit/(loss) for earlier years	(12.55)	(50.54)
Add/(loss): Share of Profit/(loss) for the year	(17.72)	37.99
<b>Total trade Investment (using equity method)</b>	<b>315.23</b>	<b>332.95</b>
<b>b) Other than Trade Investments (Quoted)</b>		
<b>In Equity Shares</b>		
4,512 (P.Y. 4,512) Reliance Power Limited Shares of face value ₹ 10 each fully paid up.	0.61	0.20
15,000 (P.Y. 15,000) HCL Technologies Ltd Shares of face value ₹ 2 each fully paid up.	174.50	147.52
25,000 (P.Y. 25,000) Tech Mahindra Ltd Shares of face value ₹ 5 each fully paid up.	374.83	247.81
<b>c) Other than Trade Investments (UnQuoted)</b>		
<b>In Equity Shares</b>		
4,35,730 (P.Y. Nil) Baazar Style Retail limited Shares of face value ₹ 10 each fully paid up.	1,000.00	-
<b>In Fixed Maturity Plan</b>		
Investment in unquoted Mutual Funds		
<b>In units of Fixed Maturity Plans (FMP's) of ₹ 10/- each fully paid up (Current Portion of Long Term Investments)</b>		
Aditya Birla Sunlife FTP Series PV- Direct-Growth [Units: 4,000,000 (P.Y.: 4,000,000)]	-	523.52
Aditya Birla Sunlife FTP Series PV-Growth [Units: 1,000,000 (P.Y.: 1,000,000)]	-	130.15
IDFC FTP Series 152 - Growth [Units: 1,000,000 (P.Y.: 1,000,000)]	-	126.36
Invesco India FMP Series 31 Plan D - Growth [Units: 1,000,000 (P.Y.: 1,000,000)]	-	130.75
<b>In the units of Fixed Maturity Plan (FMP'S) of ₹ 1000/- each fully paid</b>		
PGIM India Fixed Duration Fund-Series AY-Growth (Formerly known as DHFL Pramerica Fixed Duration Fund-Series AY-Growth) [Units: 20,000 (P.Y.: 20,000)]	-	260.13
PGIM India Fixed Duration Fund-Series BA-Growth (Formerly known as DHFL Pramerica Fixed Duration Fund-Series BA-Growth) [Units: 10,000 (P.Y.: 10,000)]	-	128.46
<b>Investment in Portfolio management services</b>		
Somerset Indus Healthcare India Fund		
Capital Contribution	44.64	-
Mehta Multifocused Fund		
Capital Contribution	41.78	28.15
Kotak India Whizdom Fund		
Capital Contribution	7.53	10.42
Sistema Asia Fund		
Capital Contribution	240.75	114.32
	<b>2,199.87</b>	<b>2,180.73</b>
Aggregate Market/Net asset Value		
- Quoted	549.94	395.53
- Unquoted	1,649.93	1,785.20



# Consolidated Notes

on accounts for the year ended March 31, 2022 | CIN: L18101MH1992PLC065136

(₹ in lakhs except as otherwise stated)

**2.2.1** The Company had invested in aggregate ₹ 34,550,000 in Joint Venture "White Knitwear Private Limited" (WKPL). The WKPL had acquired land in Surat Special Economic Zone (SEZ) and constructed factory building for setting up of manufacturing unit for production of Knitwear Apparels for exports. However due to slowdown in International market, SEZ could not take off and most of the members of SEZ shelved their projects and approached to Gujarat Industrial Development Corporation (GIDC) and State and Central government for de-notification of SEZ.

Gujarat Industrial Development Corporation vide its circular No. GIDC/CIR/Distribution/Policy/13/05 dated 14.03.2013 has de-notified the SEZ and conceded the members to convert and use the erstwhile land in SEZ as Domestic Tariff Area (DTA) subject to fulfillment of conditions stated therein. WKPL vide its letter dated 04.04.13 has consented for de-notification of its plot of land and undertaken to complete the formal procedure for the same.

Post de-notification joint venture partners shall dispose of the Company/land and building and realize the proceeds to return it to joint venture partners.

No provision for diminution in the value of investment is considered necessary for the year ended March 2022.

**2.2.2** The Company has complied with the number of layers prescribed under the Companies Act, 2013

## 2.3: OTHER FINANCIAL ASSETS

(Unsecured considered good)

Particulars	As at March 31, 2022	As at March 31, 2021
Security Deposits	340.75	395.12
Loan to Employees	13.53	26.88
Rent Deposits to Related Parties	7.83	7.83
Bank Deposits (includes offered as security ₹ 60.87 (PY 48.00))	1,162.62	1,433.55
Interest receivables on Bank Deposits	0.60	1.89
	<b>1,525.33</b>	<b>1,865.27</b>

## 2.4: OTHER NON CURRENT ASSETS

Particulars	As at March 31, 2022	As at March 31, 2021
Capital Advances	5.69	12.04
Prepaid Expenses	17.39	24.67
Advance Tax/Tax deducted at source (Net of Provision)	5.78	252.19
	<b>28.86</b>	<b>288.90</b>

## 2.5: INVENTORIES

Particulars	As at March 31, 2022	As at March 31, 2021
Finished goods	5,948.96	2,265.93
Work-in-Progress	3,826.73	1,295.85
Raw material	1,059.95	1,063.47
Traded goods	157.92	186.77
Packing material & accessories	196.15	143.88
Stores, chemicals and consumables	109.24	100.74
	<b>11,298.95</b>	<b>5,056.64</b>

# Consolidated Notes

on accounts for the year ended March 31, 2022 | CIN: L18101MH1992PLC065136

(₹ in lakhs except as otherwise stated)

## 2.6: CURRENT INVESTMENTS

(includes current maturity of non current investment)

Particulars	As at March 31, 2022	As at March 31, 2021
<b>Investment in unquoted Mutual Funds</b>		
<b>In units of Fixed Maturity Plans (FMP's) of ₹ 10/- each fully paid up</b>		
<b>(Current Portion of Long Term Investments)</b>		
Franklin India FMP-Sereis 2-Plan A - Growth [Units: NIL (PY: 1,000,000)]	-	125.54
Franklin India FMP-Sereis 2-Plan B - Growth [Units: NIL (PY: 1,000,000)]	-	126.34
HSBC FTS 130 Growth 1204 days - Growth [Units: NIL (PY: 1,000,000)]	-	124.36
Nippon India Fixed Horizon Fund XXXV - Series 7 - Growth (Formerly known as Reliance Fixed Horizon Fund XXXV - Series 7 - Growth) [Units: NIL (PY: 2,000,000)]	-	252.93
Nippon India Fixed Horizon Fund XXXVI-Series 6 - Growth (Formerly known as Reliance Fixed Horizon Fund XXXVI-Series 6 - Growth) [Units: NIL (PY: 7,000,000)]	-	883.36
Nippon India Fixed Horizon Fund XXXVI-Series 6 - Growth (Formerly known as Reliance Fixed Horizon Fund XXXVI-Series 6 - Growth) [Units: NIL (PY: 3,000,000)]	-	375.40
DSP FMP-Series 232-36M-Growth [Units: NIL (PY : 1,000,000)]	-	124.78
DSP FMP-Series 235-36M-Growth [Units: NIL (PY : 1,000,000)]	-	124.05
ICICI Pru FMP Series 82 - 1119 Days Plan X - Growth [Units: NIL (PY.: 6,500,000)]	-	807.61
ICICI Pru FMP Series 82 - 1141 Days Plan Y-Direct- Growth [Units: NIL (PY.: 3,000,000)]	-	376.37
ICICI Pru FMP Series 82 - 1141 Days Plan Y - Growth [Units: NIL (PY.: 3,000,000)]	-	375.38
Kotak FMP Series 228 - Direct-Growth [Units: NIL (PY.: 1,000,000)]	-	126.55
Kotak FMP Series 228 - Growth [Units: NIL (PY.: 1,000,000)]	-	125.87
Tata FMP Series 55 Scheme G - Growth [Units: NIL (PY.: 1,000,000)]	-	124.96
UTI FTIF-Series XXIX-VI - Growth [Units: NIL (PY.: 1,000,000)]	-	126.37
Aditya Birla Sunlife FTP Series PV- Direct-Growth [Units: 4,000,000 (PY : 4,000,000)]	546.17	-
Aditya Birla Sunlife FTP Series PV-Growth [Units: 1,000,000 (PY : 1,000,000)]	135.54	-
IDFC FTP Series 152 - Growth [Units: 1,000,000 (PY.: 1,000,000)]	132.11	-
Invesco India FMP Series 31 Plan D - Growth [Units: 1,000,000 (PY.: 1,000,000)]	136.68	-
<b>In the units of Fixed Maturity Plan (FMP'S) of ₹ 1000/- each fully paid</b>		
PGIM India Fixed Duration Fund-Series AY-Growth (Formerly known as DHFL Pramerica Fixed Duration Fund-Series AY-Growth) [Units: 20,000 (PY.: 20,000)]	271.76	-



# Consolidated Notes

on accounts for the year ended March 31, 2022 | CIN: L18101MH1992PLC065136

(₹ in lakhs except as otherwise stated)

Particulars	As at March 31, 2022	As at March 31, 2021
PGIM India Fixed Duration Fund-Series BA-Growth (Formerly known as DHFL Pramerica Fixed Duration Fund-Series BA-Growth) [Units: 10,000 (PY.: 10,000)]	133.94	-
<b>Investment in unquoted Mutual Funds</b>		
<b>In the units of Income Funds of ₹ 10/- each fully paid</b>		
HDFC Corporate Bond Fund - Growth [Units: 4,814,823.517 (PY.: 4,814,823.517)]	1,275.03	1,212.54
IDFC Corporate Bond Fund -Regular - Growth [Units: 2,323,070.357 (PY.: 2,323,070.357)]	365.52	348.99
Sundaram Short Duration Fund - Growth (Formerly known as Principal Short Term Debt Fund - Growth) [Units: 2,600,012.482 (PY.: 2,600,012.482)]	990.08	944.22
DSP Corporate Bond Fund - Growth [Units: 4,167,079.735 (PY.: 4,167,079.735)]	554.68	533.42
L&T Triple Ace Bond Fund - Growth [Units: 375,629.179 (PY.: 375,629.179)]	236.11	224.02
Axis Corporate Debt Fund - Direct - Growth [Units: 2,248,594.563 (PY.: 2,248,594.563)]	320.65	305.05
Axis Corporate Debt Fund - Regular - Growth [Units: 1,526,175.217 (PY.: 1,526,175.217)]	209.94	201.08
Bharat Bond FOF - Direct - Growth [Units: 9,291,652.263 (PY.: 9,291,652.263)]	1,005.63	950.90
Bharat Bond FOF - Regular - Growth [Units: 4,989,962.01 (PY.: NIL)]	540.06	-
ICICI Pru Corporate Bond Fund - Growth [Units: 2,648,774.634 (PY.: 2,648,774.634)]	651.24	622.64
Kotak Bond Fund - Growth [Units: 766,059.715 (PY.: 766,059.715)]	522.57	496.09
Mirae Asset Dynamic Bond Fund - Direct - Growth [Units: 2,186,878.081 (PY.: 2,186,878.081)]	316.33	302.33
Nippon India Corporate Bond Fund - Direct - Growth [Units: 540,209.829 (PY.: 540,209.829)]	267.66	253.31
UTI Corporate Bond Fund - Direct - Growth [Units: 2,351,809.029 (PY.: 2,351,809.029)]	315.21	301.18
Edelweiss NIFTY PSU Bond Plus SDL Index 2026 [Units: 13,108,299.066 (PY.: NIL)]	1,405.66	-
ICICI Pru PSU Bond Plus SDL 40-60 Index Fund Sep27 - Growth [Units: 14,909,288.086 (PY.: NIL)]	1,515.38	-
	<b>11,847.95</b>	<b>10,895.64</b>
<b>Aggregate Market/Net asset Value</b>	<b>11,847.95</b>	<b>10,895.64</b>

## 2.7: TRADE RECEIVABLES

Particulars	As at March 31, 2022	As at March 31, 2021
a) Trade Receivables considered good - Secured	1,734.30	1,701.12
b) Trade Receivables considered good - Unsecured	17,235.94	12,427.95
c) Trade Receivables which has significant increase in credit risks	171.91	299.02
d) Trade Receivables - credit impaired	-	-
Less : Provision for Doubtful Debts (based on Expected Credit Loss model)	(2,050.00)	(1,325.00)
	<b>17,092.15</b>	<b>13,103.09</b>

# Consolidated Notes

on accounts for the year ended March 31, 2022 | CIN: L18101MH1992PLC065136

(₹ in lakhs except as otherwise stated)

## 2.8: CASH & CASH EQUIVALENT

Particulars	As at March 31, 2022	As at March 31, 2021
Cash on Hand	75.33	26.19
Balances with Banks :-		
In Current Accounts	183.85	196.90
In Bank Deposits	2,214.91	1,373.18
Liquid Mutual Funds	17,164.99	13,767.68
	<b>19,639.08</b>	<b>15,363.95</b>

### 2.8.1 Details of Current Investments in Liquid Mutual Funds(Unquoted) as given below:

Particulars	As at March 31, 2022	As at March 31, 2021
<b>a) Face Value of ₹ 10/- each fully paid up</b>		
DSP Low Duration Fund-Growth [Units: 2,252,040.293 (PY.: 684,125.551)]	370.68	108.26
HDFC Ultra Short Term Fund - Growth [Units: 11,328,926.639 (PY.: 11,328,926.639)]	1,406.24	1,352.60
Nippon India Floating Rate Fund - Growth [Units: 4,255,404.586 (PY.: 4,255,404.586)]	1,606.18	1,531.44
Nippon India Money Market Fund - Growth [Units: 3,401.512 (PY.: 3,401.512)]	113.97	109.55
HDFC Banking and PSU Debt Fund - Direct - Growth [Units: 2,750,878.956 (PY.: 2,750,878.956)]	527.05	502.02
Mirae Asset Banking & PSU Debt Fund - Direct - Growth [Units: 4,892,506.274 (PY.: 4,892,506.274)]	523.39	501.67
Tata Banking & PSU Debt Fund - Direct - Growth [Units: 2,688,278.526 (PY.: 2,688,278.526)]	319.32	303.14
Nippon India Banking & PSU Debt Fund - Regular - Growth [Units: 3,066,240.24 (PY.: NIL)]	516.80	-
<b>Total (a)</b>	<b>5,383.63</b>	<b>4,408.68</b>
<b>b) Face Value of ₹ 100/- each fully paid up</b>		
Aditya Birla Sunlife Banking & PSU Debt Fund - Growth [Units: 96,032.789 (PY.: 96,032.789)]	284.75	272.00
Aditya Birla Sunlife Floating Rate Fund - Growth [Units: 198,771.602 (PY.: 124,046.445)]	563.62	538.04
ICICI Pru Money Market Fund - Growth [Units: 351,082.473 (PY.: 351,082.473)]	1,077.45	1,036.67
Aditya Birla Sun Life Banking & PSU Debt Fund - Growth [Units: 434,984.733 (PY.: 434,984.733)]	1,323.77	1,260.24
ICICI Pru Ultra Short Term Fund - Growth [Units: 6,782,948.219 (PY.: NIL)]	1,621.86	-
<b>Total (b)</b>	<b>4,871.45</b>	<b>3,106.95</b>
<b>c) Face Value of ₹ 1,000/- each fully paid up</b>		
Axis Treasury Advantage Fund - Growth [Units: 46,486.382 (PY.: 46,486.382)]	1,160.82	1,116.13
Kotak Money Market Scheme - Growth [Units: 5,628.328 (PY.: 5,628.328)]	203.79	196.08
Tata Treasury Advantage Fund - Growth [Units: 2,645.036 (PY.: 2,645.036)]	84.50	82.14
Sundaram Low Duration Fund - Growth (Formerly known as Principal Low Duration Fund - Growth)	98.38	94.68



# Consolidated Notes

on accounts for the year ended March 31, 2022 | CIN: L18101MH1992PLC065136

(₹ in lakhs except as otherwise stated)

Particulars	As at March 31, 2022	As at March 31, 2021
[Units: 3,325.994 (P.Y.: 3,325.994)]		
Invesco India Treasury Advantage Fund - Growth	429.89	413.51
[Units: 13,549.553 (P.Y.: 3,565.121)]		
Tata Money Market Fund - Growth	866.19	162.25
[Units: 22,643.371 (P.Y.: 4,421.036)]		
Axis Banking & PSU Debt Fund - Regular - Growth	500.30	481.30
[Units: 23,370.742 (P.Y.: 23,370.742)]		
Kotak Low Duration Fund - Direct - Growth	526.72	503.48
[Units: 18,152.527 (P.Y.: 18,152.527)]		
SBI Liquid Fund - Direct - Growth	-	361.07
[Units: NIL (P.Y.: 11,207.587)]		
SBI Liquid Fund - Regular - Growth	-	515.93
[Units: NIL (P.Y.: 16,107.328)]		
SBI Overnight Fund - Direct - Growth	-	503.49
[Units: NIL (P.Y.: 15,021.778)]		
Tata Liquid Fund - Regular - Growth	-	670.67
[Units: NIL (P.Y.: 20,797.331)]		
UTI Liquid Cash Plan - Direct - Growth	-	647.17
[Units: NIL (P.Y.: 19,201.003)]		
UTI Treasury Advantage Fund - Regular - Growth	550.53	504.15
[Units: 19,274.573 (P.Y.: 19,274.573)]		
Kotak Floating Rate Fund - Direct - Growth	130.91	-
[Units: 10,666.375 (P.Y.: NIL)]		
Kotak Floating Rate Fund - Regular - Growth	517.73	-
[Units: 42,618.106 (P.Y.: NIL)]		
SBI Magnum Ultra Short Duration Fund - Direct - Growth	534.76	-
[Units: 10,919.899 (P.Y.: NIL)]		
UTI Treasury Advantage Fund - Direct - Growth	137.77	-
[Units: 4,763.423 (P.Y.: NIL)]		
UTI Money Market Fund - Direct - Growth	671.82	-
[Units: 26,972.577 (P.Y.: NIL)]		
<b>Total (c)</b>	<b>6,414.11</b>	<b>6,252.05</b>
Aggregate Market/Net asset Value	16,669.19	13,767.68
Aggregate Provision for Diminution	-	-

## 2.9: OTHER BANK BALANCES

Particulars	As at March 31, 2022	As at March 31, 2021
Earmarked balances in bank		
In Unclaimed Dividend Accounts	8.72	10.03
In Bank Deposits offered as Security (Maturity of less than 12 Months)	47.46	0.25
	56.18	10.28
	<b>19,695.26</b>	<b>15,374.23</b>

## 2.10: OTHER FINANCIAL ASSETS

(Unsecured, Considered Good)

Particulars	As at March 31, 2022	As at March 31, 2021
Advance to Employee	63.49	14.44
Loans to Employee	15.09	18.58
Interest receivables on Bank Deposits	165.63	92.70
	<b>244.21</b>	<b>125.72</b>

# Consolidated Notes

on accounts for the year ended March 31, 2022 | CIN: L18101MH1992PLC065136

(₹ in lakhs except as otherwise stated)

## 2.11: OTHER CURRENT ASSETS

Particulars	As at March 31, 2022	As at March 31, 2021
Export Incentive Receivable	28.77	46.42
Prepaid Expenses	142.54	109.72
Other Receivable	67.48	53.14
Advance for gratuity	32.79	157.77
Advance to Suppliers	1,367.14	636.59
	<b>1,638.72</b>	<b>1,003.64</b>

## 2.12: SHARE CAPITAL

Particulars	As at March 31, 2022	As at March 31, 2021
<b>Authorized Capital</b>		
125,000,000 (P.Y. 20,000,000) Equity shares of ₹ 10 each	12,500.00	2,000.00
<b>Issued, subscribed and Paid up :</b>		
61,625,185 (P.Y. 12,325,037) Equity shares of ₹ 10 each, fully paid up	6,162.52	1,232.50
	<b>6,162.52</b>	<b>1,232.50</b>

**2.12.1** The Company has only one class of shares referred to as equity shares having a par value of ₹ 10/-. Each holder of equity shares is entitled to one vote per share.

### 2.12.2 Reconciliation of the shares outstanding at the beginning and at the end of the year

Particulars	March 31, 2022		March 31, 2021	
	No. of shares	Amount	No. of shares	Amount
Shares outstanding at the beginning of the year	12,325,037	123,250,370	12,325,037	123,250,370.00
Add: Bonus Share issued	49,300,148	493,001,480	-	-
Shares bought back during the year	-	-	-	-
<b>Shares outstanding at the end of the year</b>	<b>61,625,185</b>	<b>616,251,850</b>	<b>12,325,037</b>	<b>123,250,370.00</b>

### 2.12.3 Details of the shareholders holding more than 5% shares in the Company

Name of Shareholder	March 31, 2022		March 31, 2021	
	No. of Shares held*	% of Holding	No. of Shares held	% of Holding
Shantaben P. Jain j/w Kewalchand P. Jain j/w Hemant P. Jain (equity shares held in their capacity as trustees/beneficiaries of P.K.Jain Family Holding Trust)	30,765,000	49.92	6,153,000	49.92
Mr. Dinesh P Jain	3,649,155	5.92	729,831	5.92
includes 102,581 (P.Y.100,401) shares jointly held with Mrs Sangeeta D. Jain				
Mr. Vikas P Jain	3,609,105	5.86	721,821	5.86
includes 94,571 (P.Y.92,336) shares jointly held with Mrs Kesar V. Jain				
Mr. Hemant P Jain	3,459,575	5.61	691,915	5.61
includes 80,665 (P.Y.78,400) shares jointly held with Mrs Lata H. Jain				
Mr. Kewalchand P Jain	3,453,055	5.60	690,611	5.60
includes 79,361(P.Y.77,161) shares jointly held with Mrs Veena K. Jain				
SBI Small Cap Fund	-	-	678,695	5.51
Nalanda India Fund Limited	-	-	879,081	7.13

\*Information in above table is adjusted for bonus issue.

**2.12.4** In the event of liquidation of the Company, the holders of equity shares will be entitled to receive any of the remaining assets of the Company, after distribution of all preferential amounts. However, there are no preferential amounts inter-se equity shareholders. The distribution will be in proportion to the number of equity shares held by the shareholders (After due adjustment in case shares are not fully paid up.)



# Consolidated Notes

on accounts for the year ended March 31, 2022 | CIN: L18101MH1992PLC065136

(₹ in lakhs except as otherwise stated)

## 2.12.5 For the period of five years immediately preceding the date as at which the Balance Sheet is prepared:

- No shares have been allotted as fully paid-up without payment being received in cash.
- The company issued and allotted 49,300,148 fully paid up Bonus Equity shares of ₹ 10 each in the ratio of 4:1 (ie. 4 Bonus Equity shares for every 1 existing equity share of the Company) to the shareholders who held shares on December 17, 2021 (Record date).
- No shares have been bought back by the company.

## 2.13: OTHER EQUITY

Particulars	As at March 31, 2022	As at March 31, 2021
<b>Securities Premium</b>		
Opening Balance	8,426.77	8,426.77
Less: Amount transferred for issue of bonus shares	4,930.02	-
	<b>3,496.75</b>	<b>8,426.77</b>
<b>General Reserve</b>		
Opening Balance	5,375.63	5,375.63
	<b>5,375.63</b>	<b>5,375.63</b>
<b>Balance in Statement of Profit and Loss</b>		
Opening balance	24,249.16	25,556.75
Add: Net profit after tax transferred from Statement of Profit and Loss	8,217.60	2,389.92
	<b>32,466.76</b>	<b>27,946.67</b>
<b>Less: Appropriations</b>		
Final Dividend (pertaining to previous year)	-	123.25
Interim Dividend	3,697.51	3,574.26
	<b>28,769.25</b>	<b>24,249.16</b>
<b>Business Progressive Fund</b>		
Opening Balance	4,000.00	4,000.00
Add: Amount transferred from Balance in the Statement of Profit and Loss	-	-
	<b>4,000.00</b>	<b>4,000.00</b>
	<b>41,641.63</b>	<b>42,051.56</b>

**2.13.1** The Company has created "Business Progressive Fund" by appropriating a sum of ₹ Nil (P.Y.Nil) lakhs out of its profits to maintain normal growth in sluggish market conditions and support superior growth for long term. The said fund shall be for the purpose of launching & promoting new products, advertisement campaigns, promotional schemes and initial support to master stockiest and franchisees for development of retail business, reinforce existing channels of sales etc. The amount of fund is specifically earmarked and invested in liquid mutual funds or any other safe and highly liquid investments. The Company has made adequate provisions in accordance with Indian Accounting Standard (AS) -37 in normal course of business. INDAS-37 does not permit providing for expenses where present obligation does not exist or there is no fixed commitment.

Accordingly the Company has opted to create Business Progressive Fund. Further addition to the aforesaid fund shall be reviewed from time to time considering business environment and conditions and the income accrued from the fund. Any accretion to the investment shall be credited to Statement of Profit and Loss.

## 2.13A: FINANCIAL LIABILITIES

Particulars	As at March 31, 2022	As at March 31, 2021
Lease Liability	438.83	311.43
	<b>438.83</b>	<b>311.43</b>

## 2.14: PROVISIONS

### (Long term)

Particulars	As at March 31, 2022	As at March 31, 2021
Other Long Term Provisions	6.50	6.50
	<b>6.50</b>	<b>6.50</b>

# Consolidated Notes

on accounts for the year ended March 31, 2022 | CIN: L18101MH1992PLC065136

(₹ in lakhs except as otherwise stated)

## 2.15 DEFERRED TAX

Particulars	As at March 31, 2022	As at March 31, 2021
<b>Deferred Tax Assets:</b>		
Provision for Assets	598.79	363.92
Others	136.79	100.73
Depreciation	-	-
<b>Deferred Tax Liability</b>		
Depreciation	(303.65)	274.82
Tax on LTCG on Mutual Fund	(395.93)	(477.84)
<b>Deferred Tax Asset/(Liabilities)</b>	<b>36.00</b>	<b>(288.00)</b>

**2.15.1** Tax effect of share issue expenses eligible for the Income tax deduction, under section 35D, credited to securities premium reserve account

**2.15.2** Deferred tax asset is recognized only on those timing differences, which reverse in the post tax free period, as Company enjoys exemption under section 80-IA of Income Tax Act, 1961 in respect of revenue generated from Wind Turbine Generator.

## 2.16: BORROWINGS

Particulars	As at March 31, 2022	As at March 31, 2021
<b>Secured Loan</b>		
Cash Credit from Bank (payable on demand)	4,659.85	2,643.80
(Secured by pari-passu first charge on Stock and Trade Receivables)		
	<b>4,659.85</b>	<b>2,643.80</b>
<b>Unsecured Loan (payable on demand)</b>		
Working Capital Loan from Bank	3,000.00	2,000.00
	<b>7,659.85</b>	<b>4,643.80</b>

- The company has not been declared wilful defaulter by any bank or financial institutions or government or any government authority
- The company has registered the charges and satisfaction of charges with the registrar of companies
- The company has utilised the working capital loan towards the working capital requirements
- The quarterly returns or statements filed by the company with such banks or financial institutions are observed to be in agreement or the same are duly reconciled with the books of account and records maintained by the company.

## 2.17: LEASE LIABILITIES

Particulars	As at March 31, 2022	As at March 31, 2021
Lease Liabilities	89.00	30.58
	<b>89.00</b>	<b>30.58</b>

## 2.18: TRADE PAYABLES

Particulars	As at March 31, 2022	As at March 31, 2021
a) Micro and Small Enterprises		
Materials	36.19	24.25
b) Other than Micro and Small Enterprises		
Materials	4,652.37	3,316.69
Expenses	654.89	310.69
	<b>5,343.45</b>	<b>3,651.64</b>



# Consolidated Notes

on accounts for the year ended March 31, 2022 | CIN: L18101MH1992PLC065136

(₹ in lakhs except as otherwise stated)

## 2.18.1: Disclosure U/s 22 of Micro, Small and Medium Enterprises Development Act, 2006 (MSMED Act)

	2022	2021
a) Principal amount remaining unpaid to micro and small enterprises (trade payable)	36.19	24.25
b) Principal amount remaining unpaid to micro and small enterprises (creditors for capital goods)	-	-
c) Principal amount paid beyond due date	-	-
d) Amount of Interest paid u/s 16 of MSMED Act	-	-
e) Amount of Interest due and remaining unpaid	-	-
f) Amount of Interest accrued and remaining unpaid	-	-
g) The amount of further interest due and payable even in the succeeding year, until such date when the interest dues as above are actually paid to the small enterprise, for the purpose of disallowance as a deductible expenditure under section 23 of the above Act.	-	-

Above information is disclosed to the extent available with the Company

## 2.19: OTHER FINANCIAL LIABILITIES

Particulars	As at March 31, 2022	As at March 31, 2021
Other Liabilities		
Security Deposits	608.36	531.45
Salary and Wages payable	655.76	662.02
Employee Benefits	166.00	147.25
Interest accrued but not due on borrowings	9.47	14.01
Unclaimed Dividend	8.72	10.03
	<b>1,448.31</b>	<b>1,364.75</b>

## 2.20: OTHER CURRENT LIABILITIES

Particulars	As at March 31, 2022	As at March 31, 2021
Other Payables		
Security Deposits	436.12	270.24
Capital Goods	127.12	70.91
Statutory Liabilities	275.62	69.91
Advance from Customers	654.01	981.95
	<b>1,492.87</b>	<b>1,393.01</b>

**2.20.1** Upon the enactment of 'The payment of Bonus (Amendment) Act 2015' the company had made additional provision for bonus amounting to ₹ 45 lakhs during the year 2015-16 pertaining to financial year 2014-15, Payment is not made pending final judgement from judicial authorities.

## 2.21: PROVISIONS

(Short Term)

Particulars	As at March 31, 2022	As at March 31, 2021
Provision for Employee Benefit	56.99	103.92
Provision for Contingencies	976.40	290.78
Provision for Expenses Payable	1,794.01	912.77
Other Provisions (including Selling & Distribution Expenses etc.)	7,185.62	1,940.40
	<b>10,013.02</b>	<b>3,247.87</b>

## 2.22 CURRENT TAX LIABILITIES (NET)

Particulars	As at March 31, 2022	As at March 31, 2021
Provision for Taxations (Net of Advance Tax)	-	-
	-	-

# Consolidated Notes

on accounts for the year ended March 31, 2022 | CIN: L18101MH1992PLC065136

(₹ in lakhs except as otherwise stated)

## 2.23: REVENUE FROM OPERATIONS

Particulars	For the year ended March 31, 2022	For the year ended March 31, 2021
<b>A. Sales Income</b>		
Sales of Apparel and Lifestyle Accessories/Products	60,511.30	30,059.99
Sale of Power	1.08	5.67
Sales of Apparel and Lifestyle Accessories/Products	60,512.38	30,065.66
<b>B. Other Operating Income</b>		
Service Income	102.10	121.42
Export Incentives	32.32	24.37
Miscellaneous Operating Income	114.18	61.51
	<b>248.60</b>	<b>207.30</b>
<b>Total Revenue from Operations</b>	<b>60,760.98</b>	<b>30,272.96</b>

## 2.24: OTHER INCOME

Particulars	For the year ended March 31, 2022	For the year ended March 31, 2021
Interest Income	164.86	185.13
Income from Current Investments and Liquid Mutual Funds:		
Effect of fair value measurements	1,095.42	1,284.20
Income from Non Current Investments		
Dividend on Equity Shares	12.83	5.21
Effect of fair value measurements	225.18	145.40
Rent Income on Investment Property	104.70	89.81
Exchange Rate Fluctuation (Net)	16.94	(5.39)
Profit on Sale of Property Plant & Equipment (Net)	82.01	-
	<b>1,701.94</b>	<b>1,704.36</b>

## 2.25: CHANGES IN INVENTORIES OF FINISHED GOODS, STOCK IN TRADE AND WORK IN PROGRESS

Particulars	For the year ended March 31, 2022	For the year ended March 31, 2021
<b>Opening stock</b>		
Work - in- Progress	1,295.85	1,433.69
Traded Goods	186.77	528.90
Finished goods	2,265.93	6,392.86
	<b>3,748.55</b>	<b>8,355.45</b>
<b>Closing Stock</b>		
Work - in- Progress	3,826.73	1,295.85
Traded Goods	157.92	186.77
Finished goods	5,948.96	2,265.93
	<b>9,933.61</b>	<b>3,748.55</b>
<b>(Increase)/Decrease in Stock</b>	<b>(6,185.06)</b>	<b>4,606.90</b>



# Consolidated Notes

on accounts for the year ended March 31, 2022 | CIN: L18101MH1992PLC065136

(₹ in lakhs except as otherwise stated)

## 2.26: COST OF MATERIAL CONSUMED

Particulars	For the year ended March 31, 2022	For the year ended March 31, 2021
a. Raw Material Consumed:		
Opening stock	1,063.47	536.12
Add: Purchases	18,466.44	5,477.21
	<b>19,529.91</b>	<b>6,013.33</b>
Less: Sale of raw material	3,657.12	492.55
Less: Closing stock	1,059.95	1,063.47
	<b>14,812.84</b>	<b>4,457.31</b>
b. Semi-Finished Goods	13,604.02	3,379.98
c. Packing Material, Accessories and others	3,082.57	1,029.96
d. Stores, Chemicals and Consumables	1,151.63	497.57
	<b>32,651.06</b>	<b>9,364.82</b>

## 2.27: EMPLOYEE BENEFIT EXPENSES

Particulars	For the year ended March 31, 2022	For the year ended March 31, 2021
Salary, Wages and Allowances	7,136.15	4,578.89
Contribution to Provident and other Funds	523.39	367.50
Bonus and Ex-gratia	122.60	103.39
Gratuity	123.93	151.13
Leave Benefits	-	0.13
Staff Welfare	70.78	63.43
	<b>7,976.85</b>	<b>5,264.48</b>

## 2.28: FINANCE COSTS

Particulars	For the year ended March 31, 2022	For the year ended March 31, 2021
Bank Charges	3.72	3.34
Finance Charges	85.40	94.81
Interest on Working Capital Loan	363.49	582.89
	<b>452.61</b>	<b>681.04</b>

## 2.29: MANUFACTURING AND OPERATING EXPENSES

Particulars	For the year ended March 31, 2022	For the year ended March 31, 2021
Embroidery Expenses	348.99	98.91
Electricity Expenses	185.65	78.98
Factory Rent	46.49	40.12
General Factory Expenses	36.16	25.67
Processing Charges	5,181.43	1,343.62
Fuel Expenses	892.87	274.48
Water Charges	124.08	47.57
Waste Disposal Charges	88.36	29.74
Repairs & Maintenance	154.21	178.97
Wind Turbine Expenses	15.94	16.14
	<b>7,074.18</b>	<b>2,134.20</b>

# Consolidated Notes

on accounts for the year ended March 31, 2022 | CIN: L18101MH1992PLC065136

(₹ in lakhs except as otherwise stated)

## 2.30: ADMINISTRATIVE & OTHER EXPENSES

Particulars	For the year ended March 31, 2022	For the year ended March 31, 2021
Rent, Rates and Taxes	291.94	117.91
Communication Expenses	49.89	28.00
Insurance Premium(net of recoveries)	111.69	99.89
Legal and Professional Fees	999.11	673.05
Printing and Stationery	30.98	20.98
Donations	17.33	29.11
Corporate social responsibility	133.00	183.21
Vehicle Expenses	64.72	121.20
Auditors Remuneration	27.79	27.34
Conveyance & Travelling Expenses	71.49	47.68
Electricity Expenses	83.87	88.08
Repairs & Maintenance	308.84	270.60
Directors Sitting Fees	30.30	26.10
General Office Expenses	465.81	773.32
Bad Debts	131.83	-
Provision for Doubtful debts	725.00	750.00
Loss on sale/discard of Property Plant & Equipment (Net)	-	20.01
	<b>3,543.59</b>	<b>3,276.48</b>

## 2.31: SELLING & DISTRIBUTION EXPENSES

Particulars	For the year ended March 31, 2022	For the year ended March 31, 2021
Advertisement and Publicity Expenses	858.09	509.53
Sales Promotion Expenses	1,149.98	800.11
Octroi, clearing and forwarding charges on Sales	451.94	215.04
Tour and Travelling Expenses (Net of recoveries)	733.92	187.90
Commission on Sales	161.94	147.91
Provision for Contingencies	10.00	-
	<b>3,365.87</b>	<b>1,860.49</b>

## 2.32 Employee Benefits:

### a) Disclosure in respect of gratuity liability

Reconciliation of Defined Benefit Obligation (DBO) :	As at March 31, 2022	As at March 31, 2021
<b>Present value of DBO at start of the year</b>	<b>876.74</b>	1,020.49
Interest Cost	57.86	66.33
Current Service Cost	132.29	147.37
Past Service Cost	-	-
Benefit Paid	(164.95)	(84.15)
<b>Re-measurements:</b>		
a. Actuarial Loss/(Gain) from changes in demographic assumptions	-	-
b. Actuarial Loss/(Gain) from changes in financial assumptions	(24.61)	(176.27)
c. Actuarial Loss/(Gain) from experience over the past period	92.80	(97.03)
<b>Present value of DBO at end of the year</b>	<b>970.13</b>	<b>876.74</b>





# Consolidated Notes

on accounts for the year ended March 31, 2022 | CIN: L18101MH1992PLC065136

(₹ in lakhs except as otherwise stated)

	As at March 31, 2022	As at March 31, 2021
<b>Reconciliation of Fair Value of Plan Assets :</b>		
<b>Fair Value of Plan Assets at the beginning of the year</b>	<b>1,034.51</b>	<b>786.05</b>
Interest Income on Plan Assets	66.22	62.57
Contributions by Employer	68.27	274.40
Benefit Paid	(164.95)	(84.15)
<b>Re-measurements:</b>		
a. Actuarial (Loss)/Gain from changes in financial assumptions	-	-
b. Return on plan assets excluding amount included in net interest on the net defined benefit liability/(asset)	(1.13)	(4.36)
c. Re-measurements on Plan Assets Gain/ (Loss)	-	-
<b>Fair Value of Plan Assets at the end of the year</b>	<b>1,002.92</b>	<b>1,034.51</b>
Actual Return on Plan Assets	65.09	58.21
<b>Amount recognized in the Balance Sheet :</b>	<b>As at March 31, 2022</b>	<b>As at March 31, 2021</b>
Present value of DBO at the end of the year	970.13	876.74
Fair Value of Plan Assets at the end of the year	1,002.92	1,034.51
<b>Net Asset / (Liability) in the Balance Sheet</b>	<b>32.79</b>	<b>157.77</b>
<b>Gratuity recognized in the Statement of Profit and Loss</b>	<b>For the year ended March 31, 2022</b>	<b>For the year ended March 31, 2021</b>
Current Service Cost	132.29	147.37
Past Service Cost	-	-
Net Interest on net defined benefit liability/ (asset)	(8.36)	3.76
<b>Expense Recognized in Statement of Profit and Loss</b>	<b>123.93</b>	<b>151.13</b>
<b>Principal Assumption used in determining Gratuity liability</b>	<b>For the year ended March 31, 2022</b>	<b>For the year ended March 31, 2021</b>
Discount Rate	6.90% pa	6.60% pa
Interest rate for net interest on net DBO	6.60% pa	6.50% pa
Withdrawal Rate	Upto age 35 years: 10% pa Above age 35 years: 5% pa	Upto age 35 years: 10% pa Above age 35 years: 5% pa
Salary Escalation	5% pa	5% pa
Mortality Table	IALM 2012-14 Ult	IALM 2012-14 Ult
Expected average remaining working life	8 Years	9 Years
Retirement Age	58 years	58 years

# Consolidated Notes

on accounts for the year ended March 31, 2022 | CIN: L18101MH1992PLC065136

(₹ in lakhs except as otherwise stated)

	As at March 31, 2022	As at March 31, 2021
<b>Movement in Other Comprehensive Income</b>		
<b>Balance at start of year (loss)/gain</b>	<b>270.29</b>	<b>1.35</b>
<b>Re-measurements on DBO</b>		
a. Actuarial (Loss)/Gain from changes in demographic assumptions	-	-
b. Actuarial (Loss)/Gain from changes in financial assumptions	24.61	176.27
c. Actuarial (Loss)/Gain from experience over the past period	(92.80)	97.03
<b>Re-measurements on Plan Assets</b>		
a. Actuarial (Loss)/Gain from changes in financial assumptions	-	-
b. Return on Plan assets, excluding amount included in net interest on the net defined benefit liability/(asset)	(1.13)	-
c. Changes in the effect of limiting a net defined benefit asset to the asset ceiling	-	(4.36)
<b>Balance at end of year (loss)/gain</b>	<b>200.97</b>	<b>270.29</b>
<b>Movement in Surplus/ (Deficit)</b>	<b>As at March 31, 2022</b>	<b>As at March 31, 2021</b>
<b>Surplus/ (Deficit) at start of year</b>	<b>157.77</b>	<b>(234.44)</b>
<b>Movement during the year</b>		
Current Service Cost	(132.29)	(147.37)
Past Service Cost	-	-
Net Interest on net DBO	8.36	(3.76)
Actuarial gain/ (loss)	(69.35)	268.94
Contributions	68.27	274.40
<b>Surplus/ (Deficit) at end of year</b>	<b>32.79</b>	<b>157.77</b>

Other disclosures	As at March 31, 2022	As at March 31, 2021	As at March 31, 2020	As at March 31, 2019	As at March 31, 2018
Defined benefit obligation	970.13	876.74	1020.49	751.23	656.94
Plan assets	1002.92	1,034.51	786.05	752.79	717.47
Surplus/(deficit)	32.79	157.77	(234.44)	1.56	60.54
Experience adjustments on plan liabilities – loss/ (gain)	92.80	(97.03)	(90.15)	(7.11)	(41.14)
Experience adjustments on plan Assets – (loss)/ gain*	-	-	-	-	(5.24)

\* Information is disclosed to the extent available

Particulars	March 31, 2022		March 31, 2021	
	Increases 1%	Decreases 1%	Increases 1%	Decreases 1%
	Change in DBO (Amount)		Change in DBO (Amount)	
Salary Growth Rate	85.02	(75.05)	80.42	(70.96)
Discount Rate	(73.15)	84.25	(69.34)	79.93
Withdrawal Rate	7.80	(9.05)	5.62	(6.61)

## Maturity profile

The average expected remaining lifetime of the plan members is 8 years (31<sup>st</sup> March, 2021: 9 years) as at the date of valuation. This represents the weighted average of the expected remaining lifetime of all plan participants.

The sensitivity analyses above have been determined based on reasonably possible changes of the respective assumptions occurring at the end of the reporting period and may not be representative of the actual change. It is based on a change in the key assumption while holding all other assumptions constant. When calculating the sensitivity to the assumption, the method (Projected Unit Credit Method) used to calculate the liability recognized



# Consolidated Notes

on accounts for the year ended March 31, 2022 | CIN: L18101MH1992PLCO65136

(₹ in lakhs except as otherwise stated)

in the balance sheet has been applied. The methods and types of assumptions used in preparing the sensitivity analysis did not change compared with the previous period.

100% of the plan assets held by gratuity trust comprises of employees group gratuity scheme with Life Insurance Corporation of India. The estimates of future salary increase, considered in actuarial valuation, take account of inflation, seniority, promotion and other relevant factors such as supply and demand factors in the employment market. The expected rate of return on plan assets comprising of Insurance Policy with LIC of India is based on the historical results of returns given by LIC of India.

The Parent Company expects to contribute ₹ 205.00 lakhs to gratuity trust for contribution to LIC of India in financial year 2022-23.

## b) Disclosure in respect of leave entitlement liability:

Leave entitlement is short term benefit which is recognized as an expense at the un-discounted amount in the year in which the related service is rendered and disclosed under other current liabilities.

## c) Death in service benefit:

The Parent Company has taken group term policy from an insurance Company to cover its obligation for death in service benefit given to eligible employees. The insurance premium of ₹ 43.62 lakhs (P.Y. ₹ 30.61 lakhs) is recognized in Statement of Profit and Loss.

## d) The Parent Company contributes towards Employees Provident Fund, Employees State Insurance, National Pension Scheme and Labour Welfare Fund. The aggregate amount contributed and charged to Statement of Profit and Loss is ₹523.39 lakhs (P.Y. ₹ 367.50 lakhs).

The Hon'ble Supreme Court of India ("SC") by its order dated February 28, 2019, in the case of Surya Roshani Limited & others V/s EPFO, set out the principles based on which allowances paid to the employees should be identified for inclusion in basic wages for the purposes of computation of Provident Fund contribution. Based on the same, the Parent Company has changed its Salary Structure from April 1, 2019, but impact of the previous years is not ascertainable, since the retrospective date of applicability of the same is not yet clarified.

## 2.33 Related Party Disclosure (Parent Company):

Disclosures as per Ind AS 24 – 'Related Party Disclosures' are given below:

### a) Related Parties where i) control exists and ii) where significant influence exists (with whom transaction have taken place during the year).

#### Wholly Owned Subsidiary:

K-Lounge Lifestyle Limited (Refer note 2.54)

#### Joint Ventures:

White Knitwear Private Limited

#### Enterprises where Key Management Personnel (KMP) and their relatives have significant influence:

Enlighten Lifestyle Limited

Smt. Jatnobai Karamchandji Ratanparia Chouhan Charitable Trust

Lord Gautam Charitable Foundation

Kewal Kiran Finance Private Limited

#### Key Management Personnel:

Kewalchand P. Jain	Chairman & Managing Director
Hemant P. Jain	Whole-time Director
Dinesh P. Jain	Whole-time Director
Vikas P. Jain	Whole-time Director
Prakash A. Mody	Independent Director
Nimish G. Pandya	Independent Director
Yogesh A. Thar	Independent Director
Drushti R. Desai	Independent Director
Bhavin Sheth	Chief Financial Officer (Till 31 <sup>st</sup> January,2022)
Abhijit Warange	Company Secretary



# Consolidated Notes

on accounts for the year ended March 31, 2022 | CIN: L18101MH1992PLCO65136

(₹ in lakhs except as otherwise stated)

## Relatives / Other concerns of Key Management Personnel (In cases where transactions are there):

Shantaben P. Jain (Mother of Key Management Personnel)

Veena K. Jain (Wife of Kewalchand P. Jain.)

Lata H. Jain (Wife of Hemant P. Jain)

Sangeeta D. Jain (Wife of Dinesh P. Jain)

Kesar V. Jain (Wife of Vikas P. Jain)

Pankaj K. Jain (Son of Kewalchand P. Jain)

Hitendra H. Jain (Son of Hemant P. Jain)

Yash V. Jain (Son of Vikas P. Jain)

Jai D. Jain (Son of Dinesh P. Jain)

Nami D. Jain (Daughter of Dinesh P. Jain)

Krushika D. Jain (Daughter of Dinesh P. Jain)

Kewalchand P. Jain (HUF)

Hemant P. Jain (HUF)

Dinesh P. Jain (HUF)

Vikas P. Jain (HUF)

P.K. Jain Family Holding Trust

Pandya & Co. (Controlled by Mr. Nimish G. Pandya)

Bansi S. Mehta & Co. [Partnership Firm- Mr. Yogesh A. Thar (Partner)]

## Employee Funds:

Kewal Kiran Clothing Limited – Employee Group Gratuity Scheme.

## b) The following transactions were carried out with the related parties in the ordinary course of business:

Nature of Transaction	Enterprises Where KMP & their relatives have significant influence.	Joint Venture	Relatives/ Other Concerns of Key Management Personnel	Key Management Personnel	Employee Funds
Rent Expenses	- (-)	- (-)	9.18 (9.18)	29.89 (29.89)	- (-)
Managerial Remuneration	- (-)	- (-)	- (-)	531.79 (270.87)	- (-)
Salary	- (-)	- (-)	120.00 (54.51)	- (-)	- (-)
Sitting Fees Paid	- (-)	- (-)	- (-)	30.30 (26.10)	- (-)
Dividend Paid	1.29 (1.29)	- (-)	1,893.90 (1,893.90)	850.25 (850.25)	- (-)
CSR (Donation)	133.00 (175.00)	- (-)	- (-)	- (-)	- (-)
Contribution to Gratuity Fund	- (-)	- (-)	- (-)	- (-)	68.27 (274.40)
Legal & Professional Services received	- (-)	- (-)	1.35 (3.95)	- (-)	- (-)

# Consolidated Notes

on accounts for the year ended March 31, 2022 | CIN: L18101MH1992PLC065136

(₹ in lakhs except as otherwise stated)

Outstanding Balances	As at March 31, 2022	As at March 31, 2021
<b>Trade and Salary Payable</b>		
Relatives/ Other Concerns of Key Management Personnel	33.97	21.80
Key Management Personnel	149.90	155.85
<b>Trade Receivable &amp; Advances</b>		
Employee Funds	32.79	157.77
Relatives/ Other Concerns of Key Management Personnel		-
<b>Deposit Receivable</b>		
Relatives/ Other Concerns of Key Management Personnel	4.59	4.59
Key Management Personnel	3.24	3.24
<b>Investments</b>		
Joint Venture	345.50	345.50

## c) Disclosure in respect of material transactions with related parties during the year:

Nature of Transaction	Nature of relationship	Name of the related party	Amount	
Rent Expenses	Key Management Personnel	Kewalchand P. Jain	9.98	
			(9.98)	
		Hemant P. Jain	8.60	
			(8.60)	
		Dinesh P. Jain	5.66	
			(5.66)	
		Vikas P. Jain	5.66	
			(5.66)	
		Relatives/ Other Concerns of Key Management Personnel	Shantaben P. Jain	9.18
			(9.18)	
Managerial Remuneration (Salary)	Key Management Personnel	Kewalchand P. Jain	106.04	
			(47.70)	
		Hemant P. Jain	106.04	
			(47.70)	
		Dinesh P. Jain	106.04	
			(47.70)	
		Vikas P. Jain	106.04	
			(47.70)	
		Bhavin Sheth	57.23	
			(45.84)	
Salary	Relatives/ Other Concerns of Key Management Personnel	Abhijit Warange	50.40	
			(34.23)	
		Pankaj K. Jain	40.83	
			(20.56)	
		Hitendra H. Jain	39.17	
			(18.31)	
		Jai D. Jain	17.50	
			(4.32)	
		Yash V. Jain	17.50	
			(4.32)	
Nami D. Jain	5.00			
	(4.32)			

# Consolidated Notes

on accounts for the year ended March 31, 2022 | CIN: L18101MH1992PLC065136

(₹ in lakhs except as otherwise stated)

Nature of Transaction	Nature of relationship	Name of the related party	Amount
Dividend Paid	Enterprises Where KMP & their relatives have significant influence	Kewal Kiran Finance Private Limited	1.29
			(1.29)
Contribution to Gratuity Fund	Employee Funds	Shantaben P. Jain (Trustee/ Beneficiary of P. K. Jain Family Holding Trust)	1,845.90
			(1,845.90)
		Kewalchand P. Jain	207.18
			(207.18)
		Hemant P. Jain	207.57
			(207.57)
Corporate Social Responsibility (Donation)	Enterprises where KMP & their relatives have significant influence	Dinesh P. Jain	218.95
			(218.95)
Legal & Professional Services received	Relatives/ Other Concerns of Key Management Personnel	Vikas P. Jain	216.55
			(216.55)
Legal & Professional Services received	Relatives/ Other Concerns of Key Management Personnel	Employee Fund	68.27
			(274.40)
Corporate Social Responsibility (Donation)	Enterprises where KMP & their relatives have significant influence	Smt. Jatnobai Karamchandji Ratanparia Chouhan Charitable Trust	133.00
			(167.00)
Legal & Professional Services received	Relatives/ Other Concerns of Key Management Personnel	Lord Gautam Charitable Foundation	-
			(8.00)
Legal & Professional Services received	Relatives/ Other Concerns of Key Management Personnel	Pandya & Co.	1.35
			(-)
Legal & Professional Services received	Relatives/ Other Concerns of Key Management Personnel	Bansi S. Mehta & Co.	-
			(3.95)

## d) Compensation to KMP of the Parent Company

Nature of Benefits#	For the year ended March 31, 2022	For the year ended March 31, 2021
Short-term employee benefits (including Sitting Fees)	562.09	296.97
Post-employment gratuity and medical	-	-
Other long-term benefits	-	-
Share-based payment transactions	-	-
Termination Benefits	-	-
<b>Total</b>	<b>562.09</b>	<b>296.97</b>

# The aforesaid amounts exclude gratuity provision as it is determined on actuarial basis for the Parent Company as a whole.

## e) Loans or Advances in the nature of loans granted to promoters, directors, KMPs and the related parties

Type of Borrower	For the year ended March 31, 2022	% of Total Loans & Advances	For the year ended March 31, 2021	% of Total Loans & Advances
Promoters	-	-	-	-
Directors	-	-	-	-
KMP	4.00	100%	7.00	100%
Related Parties	-	-	-	-
<b>Total</b>	<b>4.00</b>		<b>7.00</b>	

### Note:

- Figures in brackets represents corresponding amount of previous year.
- Above transactions exclude reimbursement of expenses
- In case of KMP under the Companies Act, 2013, managerial remuneration excludes gratuity provision as it is determined on actuarial basis for the Parent Company as a whole.

# Consolidated Notes

on accounts for the year ended March 31, 2022 | CIN: L18101MH1992PLCO65136

(₹ in lakhs except as otherwise stated)

## 2.34 Leases - Ind AS 116 (Parent Company):

### a) As Lessee:

Effective April 1, 2019, the Parent Company adopted Ind AS 116 and applied the standard to all lease contracts existing on April 1, 2019 using the modified retrospective method. Consequently, the Parent Company recorded the lease liability at the present value of the lease payments discounted at the incremental borrowing rate and the right of use asset at an amount equal to lease liability, adjusted by the amount of any prepaid or accrued lease payments relating to that lease recognized in the balance sheet immediately before the date of initial application.

Following is the information pertaining to leases-

Particulars	For the year ended March 31, 2022	For the year ended March 31, 2021
(a) Depreciation Charge for Right to Use Asset	91.65	45.26
(b) Interest Expense on Lease Liability	47.44	35.14
(c) Expense relating to short term leases accounted in profit & loss	124.86	82.82
d) Total Cash Outflow for Leases for the period	116.54	63.07
(e) Additions to Right to use Assets	254.92	-
(f) Carrying Amount of Right to use Assets at year end	675.34	512.07
(g) Lease Liability at year end	527.83	342.01

Table showing contractual maturities of lease liabilities on undiscounted basis:

Due	As at March 31, 2022	As at March 31, 2021
Due not later than one year	135.96	63.07
Due later than one year but not later than five years	337.04	198.78
More than 5 years	351.00	378.00
<b>Total</b>	<b>824.00</b>	<b>639.86</b>

### b) As Lessor:

The Parent Company has given certain part of its property on operating lease. These lease arrangements are for a period of 9 years and cancellable solely at discretion of the lessees. Rental income from leasing of property of ₹ 104.70 lakhs (P.Y. ₹ 89.81 lakhs) is recognized in the Statement of Profit and Loss. The initial direct cost (if any) is charged off to expenses in the year in which it is incurred.

The Parent Company has not given any property under non -cancellable operating lease.

## 2.35 Disclosure regarding Derivative Instrument and Unhedged Foreign Currency Exposure (Parent Company):

There are no open derivatives / forward exchange contracts as at year end. The year-end foreign currency exposures that have not been hedged by a derivative instrument or otherwise are given below:

Particulars	Currency	As at March 31, 2022		As at March 31, 2021	
		Amt. in Foreign Currency	Amount	Amt. in Foreign Currency	Amount
Trade Receivables	USD	3,93,774.50	292.43	6,26,027.01	455.47
Trade Payables	USD	3,650.81	2.77	3,565.81	2.61
Advance from Customer	USD	1,882.49	1.43	2,099.49	1.54
Foreign currency in hand	Multiple	3,179.95	1.44	3,179.95	1.40

Note: The above figures do not include open purchase orders/sales orders.

# Consolidated Notes

on accounts for the year ended March 31, 2022 | CIN: L18101MH1992PLCO65136

(₹ in lakhs except as otherwise stated)

## 2.36 Provisions (Parent Company):

Disclosure as per Ind AS 37 – Provisions, Contingent Liabilities and Contingent Assets are given below:

Particulars	Provision for Contingencies				Other Provisions (Selling & Distributions Expenses including dealer incentives and discounts)	
	Provision for Claims/ Schemes etc		Other Contingencies*		As at 31st March, 2022	As at 31st March, 2021
	As at 31st March, 2022	As at 31st March, 2021	As at 31st March, 2022	As at 31st March, 2021		
Opening Balance	118.69	333.67	172.09	187.11	1,940.40	1,144.60
Addition	912.44	793.98	13.76	-	10719.01	2,181.63
Utilization	240.58	1,008.96	-	15.02	5473.79	1,385.83
Reversals	-	-	-	-	-	-
Closing Balance	790.55	118.69	185.85	172.09	7185.62	1,940.40

\* It comprises of rates & taxes.

The above Provision has been grouped under the head 'Current Provisions' in Note 2.21.

The timing of the outflow is dependent on various aspects / fulfillment of conditions and occurrence of events. Such provisions are made based on the past experience and assessment of rates and taxes. However, it is most likely that outflow is expected to be within a period of one year from the date of Balance Sheet.

## 2.37 Contingent Liabilities:

- a) Disputed demands in respect of income tax not acknowledged as debt by the Parent Company of ₹ 47.51 lakhs (P.Y. ₹ 47.51 lakhs).

In respect of Assessment year 2005-2006, there was tax demand of ₹ 68.94 lakhs (₹ 68.94 lakhs) which had been adjusted by the tax authorities against refund due to the Parent Company in respect of other years. During F.Y. 2015-16, the Parent Company had received favourable Order passed by the ITAT, Mumbai against which the Income Tax Department has filed the appeal before the Bombay High Court and was admitted dated 27<sup>th</sup> November, 2021.

Future cash outflows in respect of above are dependent on outcome of matter under dispute.

- b) The Parent Company has purchased capital assets under EPCG license against which the Parent Company has a balance export obligation of ₹ Nil (P.Y. ₹ Nil). Contingent liability, to the extent of duty saved in respect of EPCG is ₹ Nil (P.Y. ₹ Nil).

As at the year-end, amount of outstanding bonds executed by the Company in favour of customs authority aggregates to ₹ 700.24 lakhs (P.Y. ₹ 700.24 lakhs). Out of these, bonds aggregating to ₹ 700.24 lakhs (P.Y. ₹ 700.24 lakhs) are under the process of discharge from custom authorities.

In F.Y. 2021-22, the Parent Company has paid ₹ Nil (P.Y. ₹ 378 lakhs) towards pending export obligations.

- c) Bank guarantees issued by the Parent Company of ₹ 95.62 lakhs (P.Y. ₹ 35.62 lakhs)
- d) The Parent Company's contingent liability and capital/other commitment in relation to joint venture ₹ Nil (P.Y. ₹ Nil)
- e) The Group has process in place to ascertain the impact of pending litigation.

Note: No outflow of resources is expected in respect of Para (b) and (c).

## 2.38 Estimated amount of contracts remaining to be executed on-

### a) Capital Commitment-

- Purchase of Machineries - ₹ 54.34 Lakhs (₹ 35.78 Lakhs)
- Construction of Building - ₹ 76.78 Lakhs (₹ Nil)

- b) **Other commitments**- Capital Contribution Commitment for investment in Sistema Asia Fund ₹ 45 lakhs (P.Y. ₹ 71.00 lakhs).



# Consolidated Notes

on accounts for the year ended March 31, 2022 | CIN: L18101MH1992PLC065136

(₹ in lakhs except as otherwise stated)

## 2.39 Income Taxes (Ind AS 12):

### Reconciliation of Effective Tax Rate:

Particulars	As at March 31, 2022	As at March 31, 2021
Applicable tax rate (%)	25.168%	25.168%
Profit before tax	10,531.93	2,257.92
Current tax expenses on Profit before tax as per applicable tax rate	2,650.68	568.27
<b>Tax effect of the amounts which are not deductible/(taxable) in calculating taxable income</b>		
Effect of Income exempt from tax	(204.70)	(120.30)
Effect of Tax paid at a lower rate	18.57	(16.68)
Effect of Previous year adjustments	(16.83)	(77.34)
Effect of expenses that are not deductible in determining taxable profits	37.84	15.35
Tax effect on unrealised gain/loss	(82.00)	(92.00)
Other Items	2.75	0.43
<b>Total income tax expense/(credit)</b>	<b>2369.17</b>	<b>277.73</b>

The effective tax rate is **22.50%** (P.Y 12.30%).

There is no income surrendered or disclosed as income during the current or previous year in the tax assessments under the Income Tax Act, 1961, that has not been recorded in the books of account.

## 2.40 Fair Value Measurement:

The management assessed that cash and bank balances, trade receivables, trade payables, cash credits and other financial assets and liabilities approximate their carrying amounts largely due to the short-term maturities of these instruments.

The fair values of the financial assets and liabilities are included at the amount at which the instrument could be exchanged in a current transaction between willing parties, other than in a forced or liquidation sale.

The Group has established the following fair value hierarchy that categorises the values into 3 levels. The inputs to valuation techniques used to measure fair value of financial instruments are:

- Level 1:** This hierarchy uses quoted (unadjusted) prices in active markets for identical assets or liabilities. The fair value of all equity investments and units of mutual funds which are traded in the stock exchanges is valued using the closing price or dealer quotations as at the reporting date.
- Level 2:** The fair value of financial instruments that are not traded in an active market is determined using valuation techniques which maximize the use of observable market data and rely as little as possible on Group specific estimates. The mutual fund units are valued using the closing Net Asset Value. If all significant inputs required to fair value an instrument are observable, the instrument is included in Level 2.
- Level 3:** If one or more of the significant inputs is not based on observable market data, the instrument is included in Level 3.

### A. Categories of Financial Instruments

Particulars	FVTPL	FVOCI	Amortised Cost	Total
<b>As at March 31, 2022:-</b>				
<b>Financial Assets at amortised cost:</b>				
Trade receivables	-	-	17,092.15	17,092.15
Investments in Subsidiary & Joint Venture	-	-	315.23	315.23
Investment in Equity shares, quoted	-	549.94	-	549.94
Investment in units of Mutual Funds, PMS & Equity Share Unquoted	30,347.63	-	-	30,347.63
Cash and bank balances	-	-	2,530.27	2,530.27
Other financial assets	-	-	1,769.54	1,769.54
<b>Total</b>	<b>30,347.63</b>	<b>549.94</b>	<b>21,707.19</b>	<b>52,604.76</b>
<b>Financial Liabilities at amortised cost:</b>				
Cash Credits/Working Capital Borrowing	-	-	7,659.85	7,659.85
Trade payables	-	-	5,343.45	5,343.45
Other financial liabilities	-	-	1,976.14	1,976.14
<b>Total</b>	<b>-</b>	<b>-</b>	<b>14,979.44</b>	<b>14,979.44</b>

# Consolidated Notes

on accounts for the year ended March 31, 2022 | CIN: L18101MH1992PLC065136

(₹ in lakhs except as otherwise stated)

Particulars	FVTPL	FVOCI	Amortised Cost	Total
<b>As at March 31, 2021:-</b>				
<b>Financial Assets at amortised cost:</b>				
Trade receivables	-	-	13,103.09	13,103.09
Investments in Subsidiary & Joint Venture	-	-	332.95	332.95
Investment in Equity shares, quoted	-	395.53	-	395.53
Investment in units of Mutual Funds, PMS & Equity Share Unquoted	26,115.57	-	-	26,115.57
Cash and bank balances	-	-	1,606.55	1,606.55
Other financial assets	-	-	1,990.98	1,990.98
<b>Total</b>	<b>26,115.57</b>	<b>395.53</b>	<b>17,033.57</b>	<b>43,544.67</b>
<b>Financial Liabilities at amortised cost:</b>				
Cash Credits/Working Capital Borrowing	-	-	4,643.80	4,643.80
Trade payables	-	-	3,651.63	3,651.63
Other financial liabilities	-	-	1,706.77	1,706.77
<b>Total</b>	<b>-</b>	<b>-</b>	<b>10,002.20</b>	<b>10,002.20</b>

### B. Financial Instruments measured at fair value

Particulars	Fair value measurement using			Total (Amount)
	(Level 1) Amount	(Level 2) Amount	(Level 3) Amount	
<b>As at March 31, 2022:-</b>				
<b>Financial Assets</b>				
Fair value through Other Comprehensive Income				
Investment in Equity shares, quoted	549.94	-	-	549.94
Fair value through Profit and Loss				
Investment in units of Mutual Funds & PMS	-	30,347.63	-	30,347.63
<b>As at March 31, 2021:-</b>				
<b>Financial Assets</b>				
Fair value through Other Comprehensive Income				
Investment in Equity shares, quoted	395.53	-	-	395.53
Fair value through Profit and Loss				
Investment in units of Mutual Funds & PMS	-	26,115.57	-	26,115.57

## 2.41 Financial risk management objectives and policies:

The Group's principal financial liabilities, other than derivatives, comprise loans and borrowings, trade and other payables. The main purpose of these financial liabilities is to finance the Group's operations. The Group's principal financial assets include trade and other receivables, investments and cash & cash equivalents that derive directly from its operations.

The Group is exposed to market risk, credit risk and liquidity risk. The Group's senior management oversees the management of these risks. It is the Group's policy that no trading in derivatives for speculative purposes may be undertaken. The Board of Directors reviews and agrees policies for managing each of these risks, which are summarised below.

### a) Market Risk

Market risk is the risk that the fair value of future cash flows of a financial instrument will fluctuate because of changes in market prices. Market risk comprises two types of risk: (i) interest rate risk and (ii) currency risk. Market risk is attributable to all market risk sensitive financial instruments including investments and deposits, foreign currency receivables, payables and borrowings. The sensitivity analyses in the following sections relate to the position as at 31<sup>st</sup> March, 2022 and 31<sup>st</sup> March, 2021.

The analyses exclude the impact of movements in market variables on: the carrying values of gratuity and other post-retirement obligations; provisions.

The sensitivity of the relevant profit or loss item is the effect of the assumed changes in respective market risks. This is based on the financial assets and financial liabilities held at 31<sup>st</sup> March, 2022 and 31<sup>st</sup> March, 2021.



# Consolidated Notes

on accounts for the year ended March 31, 2022 | CIN: L18101MH1992PLCO65136

(₹ in lakhs except as otherwise stated)

## (i) Interest rate risk

Interest rate risk is the risk that the fair value or future cash flows of a financial instrument will fluctuate because of changes in market interest rates. The Group's exposure to the risk of changes in market interest rates relates primarily to the Group's short term debt obligations with floating interest rates. The Group has sufficient amount of liquid investments to mitigate the interest risk on its short term debt obligations.

### Interest rate sensitivity-

The following table demonstrates the sensitivity to a reasonably possible change in interest rates on that portion of loans and borrowings taken at floating rates. With all other variables held constant, the Group's profit / (loss) before tax is affected through the impact on floating rate borrowings, as follows:

Basis Points	March 31, 2022		March 31, 2021	
	5% increase	5% decrease	5% increase	5% decrease
Effect on profit before tax (Amount)	(18.17)	18.17	(29.15)	29.15

## (ii) Foreign currency risk

Foreign currency risk is the risk that the fair value or future cash flows of an exposure will fluctuate because of changes in foreign exchange rates. The Group transacts business in local currency and in foreign currency, primarily in USD. The Group's trade receivables in foreign currency as at 31<sup>st</sup> March, 2022 is ₹ 119.98 lakhs (P.Y. ₹ 455.47 lakhs).

### Foreign currency sensitivity

The following table demonstrates the sensitivity to a reasonably possible change in rate of USD, with all other variables held constant. The impact on the Group's profit before tax is due to changes in the fair value of monetary assets and liabilities. The Group's exposure to foreign currency changes for all other currencies is not material.

Basis Points	March 31, 2022		March 31, 2021	
	2% increase	2% decrease	2% increase	2% decrease
Effect on profit before tax (Amount)	2.40	(2.40)	9.11	(9.11)

## b) Credit risk

Credit risk is the risk that counterparty will not meet its obligations under a financial instrument or customer contract, leading to a financial loss. The Group is exposed to credit risk from its operating activities (primarily trade receivables).

The Group considers the probability of default upon initial recognition of asset and whether there has been a significant increase in credit risk on an ongoing basis throughout each reporting period. To assess whether there is a significant increase in credit risk the Group compares the risk of default occurring on asset as at the reporting date with the risk of default as at the date of initial recognition. It considers reasonable and supportive forwarding-looking information such as:

- Actual or expected significant adverse changes in business,
- Actual or expected significant changes in the operating results of the counterparty,
- Financial or economic conditions that are expected to cause a significant change to the counterparty's ability to meet its obligations,
- Significant increase in credit risk on other financial instruments of the same counterparty,
- Significant changes in the value of the collateral supporting the obligation or in the quality of the third-party guarantees or credit enhancements.

Financial assets are written off when there are no reasonable expectations of recovery, such as a debtor failing to engage in a repayment plan with the Group.

Assets in the nature of Investment, security deposits, loans and advances are measured using 12 months expected credit losses (ECL). Balances with Banks is subject to low credit risk due to good credit rating assigned to these banks. Trade receivables are measured using lifetime expected credit losses.

# Consolidated Notes

on accounts for the year ended March 31, 2022 | CIN: L18101MH1992PLCO65136

(₹ in lakhs except as otherwise stated)

Financial Assets for which loss allowances is measured using the Expected Credit Losses (ECL):

## The Ageing analysis of Account receivables has been considered from the date the invoice falls due-

Ageing	As at March 31, 2022	As at March 31, 2021
0-180 days	16,939.34	9,662.91
181 days to 365 days	733.83	732.10
beyond 365 days	1,468.98	4,033.08
<b>Total</b>	<b>19,142.15</b>	<b>14,428.09</b>

## Trade receivables ageing schedule for the year ended as on March 31, 2022 and March 31, 2021

As at 31st March, 2022	Less than 6 months (Amount)	6 months to 1 years (Amount)	1 to 2 years (Amount)	2 to 3 years (Amount)	More than 3 Years (Amount)	Total (Amount)
Undisputed Trade receivables – considered good	16,939.34	733.72	629.63	438.90	228.65	18,970.25
Undisputed Trade Receivables – which have significant increase in credit risk						
Undisputed Trade Receivables – credit impaired						
Disputed Trade Receivables considered good						
Disputed Trade Receivables – which have significant increase in credit risk	-	0.11	61.56	102.71	7.54	171.91
Disputed Trade Receivables – credit impaired						
<b>Total</b>	<b>16,939.34</b>	<b>733.83</b>	<b>691.19</b>	<b>541.60</b>	<b>236.19</b>	<b>19,142.15</b>
Less : Provision for Doubtful Debts (based on Expected Credit Loss model)	(224.40)	(356.62)	(691.19)	(541.60)	(236.19)	(2,050.00)
<b>Net Total</b>	<b>16,714.94</b>	<b>377.21</b>	<b>-</b>	<b>-</b>	<b>-</b>	<b>17,092.15</b>

As at 31st March, 2021	Less than 6 months (Amount)	6 months to 1 years (Amount)	1 to 2 years (Amount)	2 to 3 years (Amount)	More than 3 Years (Amount)	Total (Amount)
Undisputed Trade receivables – considered good	9,662.91	716.65	3,414.74	164.24	170.53	14,129.07
Undisputed Trade Receivables – which have significant increase in credit risk	-	-	-	-	-	-
Undisputed Trade Receivables – credit impaired	-	-	-	-	-	-
Disputed Trade Receivables considered good	-	-	-	-	-	-
Disputed Trade Receivables – which have significant increase in credit risk	-	15.45	276.06	7.51	-	299.02
Disputed Trade Receivables – credit impaired	-	-	-	-	-	-
<b>Total</b>	<b>9,662.91</b>	<b>732.10</b>	<b>3,690.80</b>	<b>171.75</b>	<b>170.53</b>	<b>14,428.09</b>
Less : Provision for Doubtful Debts (based on Expected Credit Loss model)	(135.55)	(83.14)	(764.03)	(171.75)	(170.53)	(1,325)
<b>Net Total</b>	<b>9,527.36</b>	<b>648.96</b>	<b>2,926.77</b>	<b>-</b>	<b>-</b>	<b>13,103.09</b>

The following table summarizes the changes in loss allowances measured using lifetime expected credit loss model and provision is made after considering credit notes/recoveries anticipated.

Ageing	As at March 31, 2022	As at March 31, 2021
Opening Provision	1,325.00	575.00
Add:- Additional provision made	856.83	750.00
Less:- Provision utilised against bad debts	(131.83)	-
<b>Closing provisions</b>	<b>2,050.00</b>	<b>1,325.00</b>

No Significant changes in estimation techniques or assumptions were made during the year



# Consolidated Notes

on accounts for the year ended March 31, 2022 | CIN: L18101MH1992PLC065136

(₹ in lakhs except as otherwise stated)

## c) Liquidity risk

The Group's principal source of liquidity are cash and cash equivalents and the cash flow that is generated from operations. The Group believes that the working capital is sufficient to meet its current requirements.

As on 31<sup>st</sup> March, 2022, the Company had working capital of ₹ 35,770.74 lakhs (P.Y. ₹ 31,227.31 lakhs) including cash and cash equivalents of ₹ 19,695.26 lakhs (P.Y. ₹ 15,374.23 lakhs) and current investments of ₹ 11,847.95 lakhs (P.Y. ₹ 10,895.64 lakhs).

## (i) Maturity patterns of the Financial Liabilities of the Group at the reporting date based on contractual undiscounted payment-

As at 31st March, 2022	Less than 1 year (Amount)	1 to 5 years (Amount)	More than 5 Years (Amount)	Total (Amount)
Borrowings	7,659.85	-	-	7,659.85
Trade payables	5,343.45	-	-	5,343.45
Lease Liability	135.96	337.04	351.00	824.00
Other financial liabilities	1,448.31	-	-	1,448.31
<b>Total</b>	<b>14,587.57</b>	<b>337.04</b>	<b>351.00</b>	<b>15,275.61</b>

As at 31st March, 2021	Less than 1 year (Amount)	1 to 5 years (Amount)	More than 5 Years (Amount)	Total (Amount)
Borrowings	4,643.80	-	-	4,643.80
Trade payables	3,651.63	-	-	3,651.63
Lease Liability	63.07	198.78	378.00	639.85
Other financial liabilities	1,364.76	-	-	1,364.76
<b>Total</b>	<b>9,723.26</b>	<b>198.78</b>	<b>378.00</b>	<b>10,300.04</b>

## (ii) Trade Payables ageing schedule for the year ended as on March 31, 2022 and March 31, 2021

As at 31st March, 2022	Outstanding for following periods from due date of payment				Total
	< 1 year	1-2 years	2-3 years	> 3 years	
MSME	36.19	-	-	-	36.19
Others	5,239.13	40.55	22.78	4.70	5,307.16
Disputed Dues - MSME	-	-	-	-	-
Disputed Dues - Others	-	-	-	-	-

As at 31st March, 2021	Outstanding for following periods from due date of payment				Total
	< 1 year	1-2 years	2-3 years	> 3 years	
MSME	24.25	-	-	-	24.25
Others	3,538.90	39.73	5.60	43.15	3,627.38
Disputed Dues - MSME	-	-	-	-	-
Disputed Dues - Others	-	-	-	-	-

## 2.42 Capital Management

### (a) Risk Management

For the purposes of the Group's capital management, capital includes issued capital, share premium and all other equity reserves attributable to the equity holders. The Group aims to manage its capital efficiently so as to safeguard its ability to continue as a going concern and to optimise returns to our shareholders.

The capital structure of the Group is based on management's judgement of the appropriate balance of key elements in order to meet its strategic and day-to-day needs. We consider the amount of capital in proportion to risk and manage the capital structure in light of changes in economic conditions and the risk characteristics of the underlying assets. In order to maintain or adjust the capital structure, the Group may adjust the amount of dividends paid to shareholders, return capital to shareholders or issue new shares.

The Group's policy is to maintain a stable and strong capital structure with a focus on total equity so as to maintain investor, creditors and market confidence and to sustain future development and growth of its business. The Group will take appropriate steps in order to maintain, or if necessary adjust, its capital structure

# Consolidated Notes

on accounts for the year ended March 31, 2022 | CIN: L18101MH1992PLC065136

(₹ in lakhs except as otherwise stated)

The Group monitors capital using Net debt-equity ratio, which is Net debt (i.e. total debt less cash & cash equivalents and current investments) divided by total equity.

Particulars	As at March 31, 2022	As at March 31, 2021
Net Debt	-	-
Total Equity	47,804.15	43,284.06
Net Debt to Equity Ratio (%)	0%	0%

## (b) Distributions made and proposed (Parent Company):

Equity Shares	For the year ended March 31, 2022	For the year ended March 31, 2021
<b>Cash dividends on equity shares declared and paid:</b>		
Final dividend for the year ended 31 <sup>st</sup> March, 2021 ₹ Nil (31 <sup>st</sup> March, 2020 – ₹ 1.00) per fully paid share	-	123.25
Interim Dividend For the year ended 31 <sup>st</sup> March, 2022 ₹ 6.00* (31 <sup>st</sup> March, 2021 – ₹ 29.00) per fully paid share	3,697.51	3,574.26
<b>Proposed dividends on Equity shares:</b>	-	-

\* Interim Dividend per share have been proportionately adjusted for the bonus issue in the ratio 4:1.

## 2.43 Interest in Other Entities:

### A. List of the company (Jointly Venture Company) included in the consolidation is mentioned below: -

Joint Venture	Country of Incorporation	Activities	Proportion of Ownership interest	
			As at March 31, 2022	As at March 31, 2021
White Knitwear Private Limited	India	Refer Note 2.43(B)	33.33%	33.33%

### B. Summarized Financial Information

Particulars	As at March 31, 2022	As at March 31, 2021
<b>(A) Non-Current Assets</b>	4.73	4.99
<b>(B) Current Assets</b>		
i) Cash and Cash Equivalent	3.66	4.46
ii) Others	203.27	220.17
<b>Total Current Assets</b>	<b>206.93</b>	<b>224.64</b>
<b>Total Assets (A + B)</b>	<b>211.67</b>	<b>229.63</b>
<b>(C) Non-Current Liabilities</b>		
i) Financial Liabilities	-	-
ii) Non-Financial Liabilities	268.77	250.05
Total Non-Current Liabilities	268.77	250.05
<b>(D) Current Liabilities</b>		
i) Financial Liabilities	0.38	0.62
ii) Non-Financial Liabilities	0.24	0.23
Total Current Liabilities	0.62	0.85
<b>Total Liabilities (C + D)</b>	<b>269.39</b>	<b>250.90</b>
<b>Net Assets</b>	<b>(57.72)</b>	<b>(21.27)</b>

### Summarized Performance

Particulars	For the year ended March 31, 2022	For the year ended March 31, 2021
Revenue	1.44	32.33
Profit and Loss before Tax	(36.47)	19.24
Tax Expense	-	-
Profit and Loss after Tax	(36.47)	19.24
Other Comprehensive Income	-	-
Total Comprehensive Income	(36.47)	19.24
Depreciation and Amortization	-	-
Interest Income	-	-
Interest Expense	-	-

For contingency and commitment of Joint Venture, refer Note No. 2.37(d)



# Consolidated Notes

on accounts for the year ended March 31, 2022 | CIN: L18101MH1992PLC065136

(₹ in lakhs except as otherwise stated)

## Reconciliation of Net Assets considered for consolidated financial statement to net asset as per Joint Venture financial statements

Particulars	As at March 31, 2022	As at March 31, 2021
<b>Net Assets as per Entity's Financial Statements</b>	<b>(57.72)</b>	<b>(21.27)</b>
Add/(Less): Consolidation Adjustments		
(i) Fair Value of Investment	-	-
(ii) Dividend distributed	-	-
(iii) Others	372.95	354.22
<b>Net Assets as per Consolidated Financial Statements</b>	<b>315.23</b>	<b>332.95</b>

## Reconciliation of Profit and Loss/OCI considered for consolidated financial statement to net asset as per Joint Venture financial statements

Particulars	For the year ended March 31, 2022	For the year ended March 31, 2021
<b>Profit/(Loss) as per Entity's Financial Statements</b>	<b>(36.47)</b>	19.24
Add/(Less): Consolidation Adjustments		
(i) Dividend distributed	-	-
(ii) Others	18.75	18.75
<b>Profit/(Loss) as per Consolidated Financial Statements</b>	<b>(17.72)</b>	<b>37.99</b>
<b>OCI as per Entity's Financial Statements</b>	-	-
Add/(Less): Consolidation Adjustments		
(i) Fair Valuation	-	-
(ii) Others	-	-
<b>OCI as per Consolidated Financial Statements</b>	-	-

## Movement of Investment in Joint Ventures using Equity Method

Particulars	As at March 31, 2022	As at March 31, 2021
<b>Interest as at 1<sup>st</sup> April</b>	<b>332.95</b>	294.96
Add: Share of Profit for the Period	(17.72)	37.99
Add: Share of OCI for the Period	-	-
<b>Interest as at 31<sup>st</sup> March</b>	<b>315.23</b>	<b>332.95</b>

The Joint Venture had acquired land in Surat Special Economic Zone -(SEZ) and constructed factory building for setting up of manufacturing unit for production of Knitwear Apparels for exports. However, due to slowdown in international market, SEZ could not operationalize as majority of SEZ members have put-on-hold their operations in SEZ and approached to Gujarat Industrial Development Corporation (GIDC) and State and Central government for de-notification of SEZ.

Gujarat Industrial Development Corporation vide its circular No. GIDC/CIR/Distribution/Policy/13/05 dated 14.03.2013 had de-notified the SEZ and conceded the members to convert and use the erstwhile land in SEZ as Domestic Tariff Area (DTA) subject to fulfilment of conditions stated therein.

Based on GIDC circular on de-notification, WKPL vide its letter dated 04.04.13 has consented for de-notification of its plot of land and undertaken to complete the formal procedure for the same, however, Central Government approval is awaited.

Post de-notification joint venture partners shall dispose of the Company/land and building and realize the proceeds to return it to joint venture partners.

# Consolidated Notes

on accounts for the year ended March 31, 2022 | CIN: L18101MH1992PLC065136

(₹ in lakhs except as otherwise stated)

**2.44 Segment Reporting:** The Company is engaged in the business of manufacturing and marketing of apparels & trading of lifestyle accessories/products. The Company is also generating power from Wind Turbine Generator. The power generated from the same is predominantly used for captive consumption. However, the operation of Wind Turbine Segment is within the threshold limit stipulated under IND AS 108 "Operating Segments" and hence it does not require disclosure as a separate reportable segment. As defined in Ind AS 108 'Operating Segments', the Chief Operating Decision Maker evaluates the Company's performance related to Apparels business and allocates resources based on an analysis of various performance indicators. Accordingly, Sale of Apparels is considered as only business segment.

## 2.45 Relation with Strike off Companies

Name of struck off Company	Nature of transactions with struck-off Company	Balance outstanding	Relationship with the Struck off company, if any, to be disclosed
Canny Securities Pvt Ltd	Shares held by struck off company	125 Shares	Shareholder
Vaishak Shares Limited	Shares held by struck off company	5 Shares	Shareholder
Arihants Securities Limited	Shares held by struck off company	1000 Shares	Shareholder
Aries Perfumes Pvt Ltd	Trade Payables	Nil	-
NVU Retail International Pvt. Ltd.	Trade Receivables	₹ 6.17	-

## 2.46 Share held by Promoters as at 31<sup>st</sup> March, 2022

S. No	Promoter name	31st March 2022		31st March 2021		% Change during the year***
		No. of Shares**	% of total shares**	No. of Shares	% of total shares	
1	Shantaben P. Jain j/w Kewalchand P. Jain j/w Hemant P. Jain (equity shares held in their capacity as trustees/beneficiaries of P.K.Jain Family Holding Trust)	30,765,000	49.92	6,153,000	49.92	Nil
2	Mr. Dinesh P Jain includes 5,12,905 (PY.1,02,581) shares jointly held with Mrs. Sangeeta D. Jain	3,649,155	5.92	729,831	5.92	Nil
3	Mr. Vikas P Jain includes 4,72,855 (PY.94,571) shares jointly held with Mrs. Kesar V. Jain	3,609,105	5.86	721,821	5.86	Nil
4	Mr. Hemant P Jain includes 4,03,325 (PY.80,665) shares jointly held with Mrs. Lata H. Jain	3,459,575	5.61	691,915	5.61	Nil
5	Mr. Kewalchand P Jain includes 3,96,805 (PY.79,361) shares jointly held with Mrs. Veena K. Jain	3,453,055	5.60	690,611	5.60	Nil
6	Kewalchand P Jain H.U.F	80,000	0.13	16,000	0.13	Nil
7	Hemant P Jain H.U.F	80,000	0.13	16,000	0.13	Nil
8	Dinesh P Jain H.U.F	80,000	0.13	16,000	0.13	Nil
9	Vikas P Jain H.U.F	80,000	0.13	16,000	0.13	Nil
10	Mrs. Veena K. Jain	80,000	0.13	16,000	0.13	Nil
11	Mrs. Lata H. Jain	80,000	0.13	16,000	0.13	Nil
12	Mrs. Sangeeta D. Jain	80,000	0.13	16,000	0.13	Nil
13	Mrs. Kesar V. Jain	80,000	0.13	16,000	0.13	Nil
14	Pankaj K. Jain	80,000	0.13	16,000	0.13	Nil
15	Hitendra H. Jain	80,000	0.13	16,000	0.13	Nil
16	Kewal Kiran Finance Pvt Ltd	21,475	0.03	4,295	0.03	Nil
	<b>Total</b>	<b>45,757,365</b>	<b>74.24</b>	<b>9,151,473</b>	<b>74.24</b>	





# Consolidated Notes

on accounts for the year ended March 31, 2022 | CIN: L18101MH1992PLC065136

(₹ in lakhs except as otherwise stated)

## 2.47 Analytical Ratios

S. No.	Ratio	As at March 31, 2022	As at March 31, 2021
1	Current ratio	2.37	3.18
2	Debt Equity Ratio	0.16	0.11
3	Debt Service Coverage Ratio	1.14	0.23
4	Return on Equity Ratio	0.18	0.05
5	Inventory Turnover Ratio	7.43	4.31
6	Debtors Turnover Ratio	4.26	2.12
7	Creditor Turnover Ratios	12.82	4.42
8	Net Capital Turnover Ratio	1.75	1.02
9	Net Profit Ratio	0.13	0.07
10	Return on Capital Employed	0.17	0.03
11	Return on Investment	4.63	5.69

The ratios are not comparable due to the spread of Coronavirus pandemic, impacting all the geographies of the business operations and more particularly in the early months of the preceding financial year when the severity was extreme. Significant decline in the economic activity of the whole nation and the disruption created across the businesses had affected the operations of the Group as well.

## 2.48 Compliance with approved scheme(s) of arrangements

The Company has not entered into any scheme of arrangement which has an accounting impact on current or previous financial year.

## 2.49 Utilisation of Borrowed funds and Share premium:

- (a) During the year, the Company has not advanced or loaned or invested funds (either borrowed funds or share premium or any other sources or kind of funds) to any other person(s) or entity(ies), including foreign entities (Intermediaries) with the understanding (whether recorded in writing or otherwise) that the Intermediary shall: (i) directly or indirectly lend or invest in other persons or entities identified in any manner whatsoever by or on behalf of the company (Ultimate Beneficiaries); or (ii) provide any guarantee, security or the like to or on behalf of the Ultimate Beneficiaries.
- (b) During the year, the Company has not received any fund from any person(s) or entity(ies), including foreign entities (Funding Party) with the understanding (whether recorded in writing or otherwise) that the Company shall: (i) directly or indirectly lend or invest in other persons or entities identified in any manner whatsoever by or on behalf of the Funding Party (Ultimate Beneficiaries); or (ii) provide any guarantee, security or the like to or on behalf of the Ultimate Beneficiaries.

## 2.50 Details of crypto currency or virtual currency

The Company has not traded or invested in crypto currency or virtual currency during the current or previous year.



# Consolidated Notes

on accounts for the year ended March 31, 2022 | CIN: L18101MH1992PLC065136

(₹ in lakhs except as otherwise stated)

- 2.51** Additional information as required by para 5 of General Instructions for preparation of Statement of Profit and Loss (other than already disclosed above) are either Nil or Not Applicable.
- 2.52** Previous year figures are regrouped or rearranged wherever considered necessary.
- 2.53** The new Code on Social Security, 2020 has been enacted, which could impact the contributions by the Group towards Provident Fund, Gratuity and bonus. The effective date from which the changes are applicable is yet to be notified and the rules are yet to be framed. The Group will complete its evaluation and will give appropriate impact in the financial statements in the period in which the Code becomes effective and the related rules are published.
- 2.54** The Parent Company has incorporated wholly owned subsidiary company K-Lounge Lifestyle Limited on 25 February 2021 as per certificate of incorporation received by the company. The Authorized Share Capital of the said subsidiary company is ₹ 10,00,00,000 and paid-up Share Capital the said subsidiary company is ₹ 5,00,00,000. The parent company has subscribed entire paid-up Share Capital of ₹ 5,00,00,000 on 19th April 2021 and the subsidiary company is yet to commence the business operation as on the date.

The notes referred to above form integral part of Financial Statements

As per our Audit Report of even date  
For and on behalf of  
**Khimji Kunverji & Co LLP**  
Chartered Accountants  
Registration No.:105146W/W100621

**Hasmukh B Dedhia**  
Partner  
Membership No. : 033494

Place: Mumbai  
Date: May 11, 2022

For and on behalf of the Board of Directors of  
**Kewal Kiran Clothing Ltd**

**Kewalchand P Jain**  
Chairman & Managing Director  
Din No :00029730

**Nimesh Anandpara**  
Dy. Chief Financial Officer

Place: Mumbai  
Date: May 11, 2022

**Hemant P Jain**  
Jt. Managing Director  
Din No :00029822

**Abhijit Warange**  
Company Secretary

**Form AOC-1**

(Pursuant to first proviso to sub-section (3) of section 129 read with rule 5 of Companies (Accounts) Rules, 2014

**Statement containing salient features of the financial statement of subsidiaries/ associate companies/joint ventures**

**Part "A": Subsidiaries**

1	Name of the Subsidiary	K-Lounge Lifestyle Limited
2	Reporting period for the subsidiary concerned, if different from the holding company's reporting period.	April 2021 to March 2022
3	Reporting currency	₹
4	Exchange rate as on the last date of the relevant financial year in the case of foreign subsidiaries.	-
5	Share Capital	5,00,00,000
6	Reserves & surplus	15,00,241
7	Total Assets	5,15,10,241
8	Total Liabilities	10,000.00
9	Investments	4,95,79,885
10	Turnover	-
11	Profit/ (Loss) before Taxation	15,00,241
12	Provision for Taxation	-
13	Profit/ (Loss) after Taxation	15,00,241
14	Proposed Dividend	-
15	% of share holding	100

**Notes:**

- Name of Subsidiaries which are yet to commence operations: None
- Names of Subsidiaries which have been liquidated or sold during the year: None
- The amounts given in the table above are from the annual accounts made for the respective financial year end for the company.
- The Indian rupee equivalents of the figures in serial no. 5 to 8 are given based on the exchange rates as on 31<sup>st</sup> March, 2022 and the Indian rupee equivalents of the figures in serial no. 10 to 13 are given based on the yearly average exchange rates.
- Turnover figures do not include Other Income. Profit/(Loss) figures do not include Other Comprehensive Income.

**Part "B": Associates and Joint Ventures**

Statement pursuant to Section 129 (3) of the Companies Act, 2013 related to Associate Companies and Joint Ventures

Name of Joint Venture	White Knitwears Private Limited(WKPL)
<b>1. Latest audited Balance Sheet Date</b>	31/03/2022
<b>2. Shares of Joint Venture held by the company on the year end</b>	
No.	3,30,000
Amount of Investment in Joint Venture	33,00,000
Extend of Holding%	33.33%
<b>3. Description of how there is significant influence</b>	Due to holding of 33.33% equity shares in WKPL
<b>4. Reason why the Joint Venture is not consolidated</b>	Not Applicable
<b>5. Net worth attributable to shareholding as per latest audited Balance Sheet</b>	(26,606,703)
<b>6. Profit/(Loss) for the year</b>	
(i) Considered in Consolidation	(17,71,872)
(ii) Not Considered in Consolidation	(91,68,745)

1. Names of associates or joint ventures which are yet to commence operations – Not Applicable

2. Names of associates or joint ventures which have been liquidated or sold during the year – Not Applicable

As per our Audit Report of even date attached

For **Khimji Kunverji & Co LLP**  
Chartered Accountants  
Registration No.: 105146W/W100621

For and on behalf of the Board of Directors of  
**Kewal Kiran Clothing Limited**

**Hasmukh Dedhia**

Partner  
Membership No.: 33494

Place: Mumbai

Date: May 11, 2022

**Kewalchand P Jain**

Chairman & Managing Director  
Din No: 00029730

**Nimesh Anandpara**

Dy. Chief Financial Officer

**Hemant P Jain**

Jt. Managing Director  
Din No: 00029822

**Abhijit Warange**

Company Secretary

# Corporate Information

## Board of Directors

**Mr. Kewalchand P. Jain**  
Chairman & Managing Director

**Mr. Hemant P. Jain**  
Joint Managing Director

**Mr. Dinesh P. Jain**  
Whole-time Director

**Mr. Vikas P. Jain**  
Whole-time Director

**Dr. Prakash A. Mody**  
Independent Director

**Mr. Nimish G. Pandya**  
Independent Director

**Mr. Yogesh A. Thar**  
Independent Director

**Ms. Drushti R. Desai**  
Independent Director

## Chief Financial Officer

Mr. Bhavin D. Sheth (upto 31.01.2022)

## Deputy Chief Financial Officer

Mr. Nimesh N. Anandpara (w.e.f. 01.02.2022)

## Vice President, Legal & Company Secretary

Mr. Abhijit B. Warange

## Statutory Auditors

Khimji Kunverji & Co. LLP  
(formerly known as M/s Khimji Kunverji & Co.)

## Internal Auditors

N. A. Shah Associates LLP

## Secretarial Auditors

U. P. Jain & Co. Company Secretaries, Mumbai

## Legal Advisors

### Pandya Juris LLP

International Lawyers and Tax Consultants

### Gajria and Co.,

Solicitors and Advocates

## Bankers

Standard Chartered Bank  
DBS Bank India Limited

## Registrar & Transfer Agents

Link Intime India Private Limited  
C-101, 247 Park, LBS Marg,  
Vikhroli (West),  
Mumbai – 400 083

## Factories

### Vapi

Plot No. 787/1/2A/3, 40, Shed,  
IInd Phase, G.I.D.C.,  
Vapi – 396 195

### Daman

697/3/5/5A/8/9/12/13, Maharani Estate,  
Somnath Road, Dabhel,  
Daman – 396 210

### Mumbai

Synthofine Estate,  
Opp. Virwani Industrial Estate  
Goregaon (East),  
Mumbai – 400 063

71-73, Kasturchand Mill Estate  
Bhawani Shankar Road,  
Dadar (West),  
Mumbai – 400 028

### Windmill

Land Survey No. 1119/P  
Village Kuchhadi,  
Taluka Porbandar,  
District Porbandar, Gujarat

## Website

[www.kewalkiran.com](http://www.kewalkiran.com)

## Registered Office

Kewal Kiran Estate, 460/7,  
I.B. Patel Road, Goregaon (East),  
Mumbai – 400 063



**Registered office**

460/7, Kewal Kiran Estate,  
I.B. Patel Road, Goregaon (East),  
Mumbai - 400063  
[www.kewalkiran.com](http://www.kewalkiran.com)