

May 19, 2023

National Stock Exchange of India Limited  
Exchange Plaza, 5<sup>th</sup> Floor  
Plot No.C/1, G-Block  
Bandra-Kurla Complex  
Bandra (E)  
MUMBAI – 400051, India

BSE Limited  
1<sup>st</sup> Floor, New Trading Ring  
Rotunda Building  
P.J. Towers, Dalal Street  
Fort  
MUMBAI – 400001, India

**Scrip Code : MSUMI**

**Scrip Code : 543498**

**Ref.: Audited Financial Results for the quarter and financial year ended March 31, 2023-  
Investor Presentation and Press Release**

Dear Sir (s)/ Madam(s),

Further to our letter dated May 19, 2023 intimating about approval of the Audited Financial Results of the Company for the quarter and financial year ended March 31, 2023 in the Board Meeting held on **Friday, May 19, 2023**, please find enclosed the following:

1. Presentation on the performance of the Company for the quarter and financial year ended March 31, 2023; and
2. Copy of the Press Release on the performance issued by the Company.


Thanking You,

Yours truly  
For Motherson Sumi Wiring India Limited

POOJA Digitally signed  
by POOJA MEHRA  
Date: 2023.05.19  
14:03:12 +05'30'  
MEHRA  
Pooja Mehra  
Company Secretary

Encl(s): As above

Regd. Office:  
**Motherson Sumi Wiring India Limited**  
Unit – 705, C Wing, ONE BKC, G Block Bandra Kurla Complex,  
Bandra East Mumbai – 400051, Maharashtra (India)  
Tel: 022-61354800, Fax: 022-61354801  
CIN No.: L29306MH2020PLC341326  
E-mail: investorrelations@mswil.motherson.com  
website: www.mswil.motherson.com

Proud to be part of samvardhana 



**Proud to be  
part of.**

**Motherson Sumi Wiring India Limited (MSWIL)  
Performance  
Q4 FY 2022-23**

**motherson** 



# Key Highlights

## Performance highlights (QoQ)

(Rs in crores)	Amount	Q3FY23 vs Q4FY23
Revenue	1,864	↑ 10%
EBITDA	221	↑ 23%
PAT	138	↑ 30%

## Performance highlights (YoY)

(Rs in crores)	Amount	Q4FY22 vs Q4FY23
Revenue	1,864	↑ 12%
EBITDA	221	
PAT	138	↑ 33%

## Performance highlights (12M)

(Rs in crores)	Amount	FY22 vs FY23
Revenue	7,057	↑ 25%
EBITDA	798	↑ 5%
PAT	487	↑ 18%

- **Highest ever quarterly revenues**
- **Crossed INR 7,000 crores** in yearly revenue
- **Improvement in Profitability** with continued focus on operational efficiency
- **44% ROCE for the current financial year, consistent ROCE >40%**
- **Continues to be a practically debt free company**

MSWIL is proud to be part of **23 new launches and 17 facelifts** taken place in India during FY23 across PV, CV & 2W segments

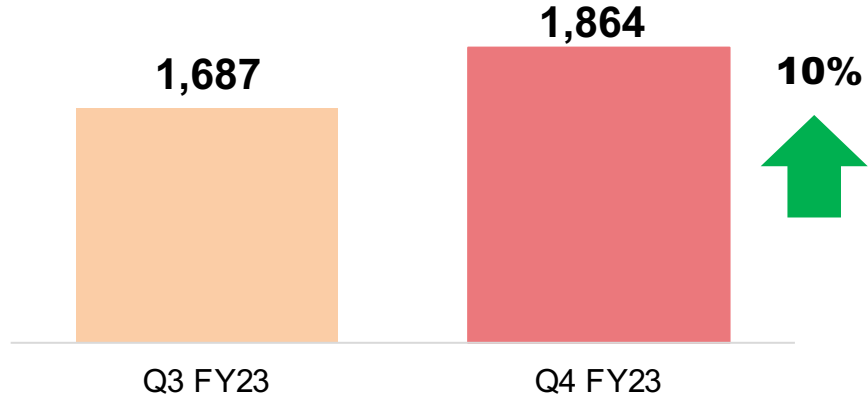
# Motherson Sumi Wiring India Ltd (MSWIL)

## Q3FY23 vs Q4FY23.

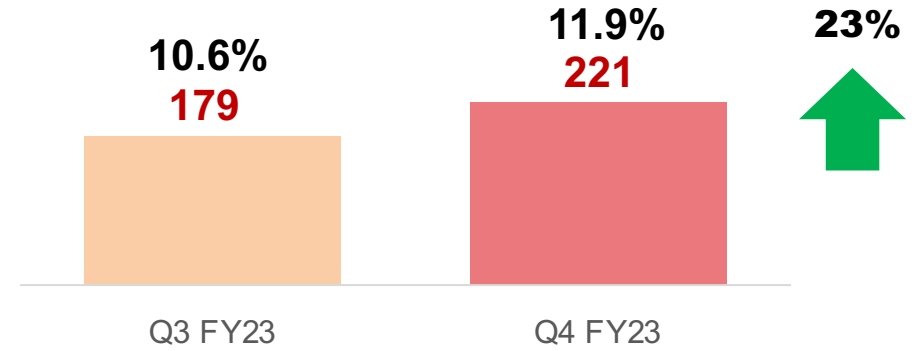
(Rs in Crores)



### Revenues.

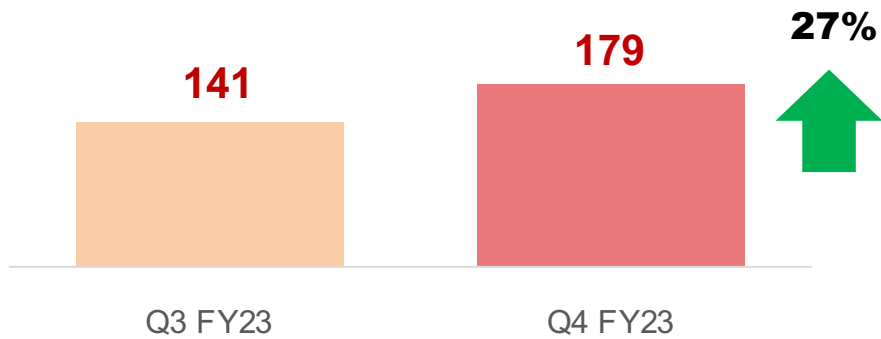


### EBITDA.

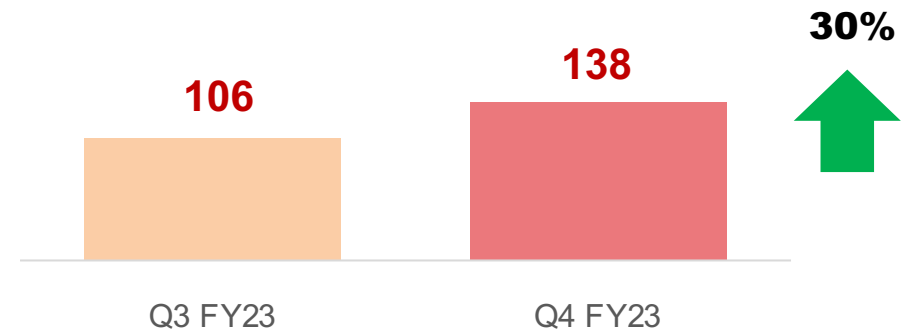


### PBT.

(before exceptional items)



### PAT.

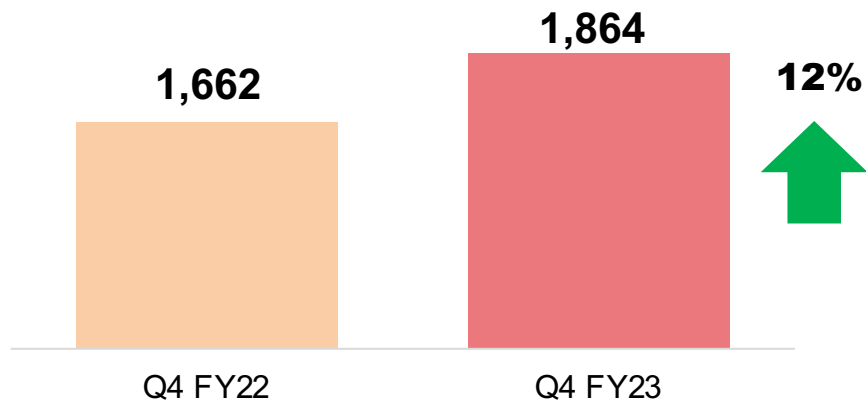


# Motherson Sumi Wiring India Ltd (MSWIL) Q4FY22 vs Q4FY23.

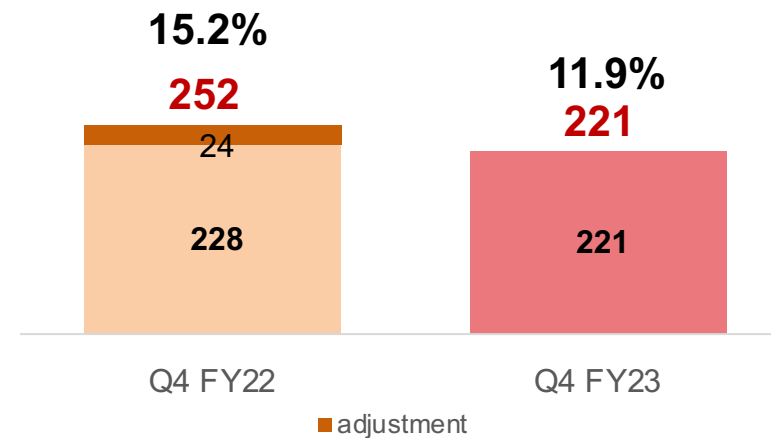
(Rs in Crores)



## Revenues.

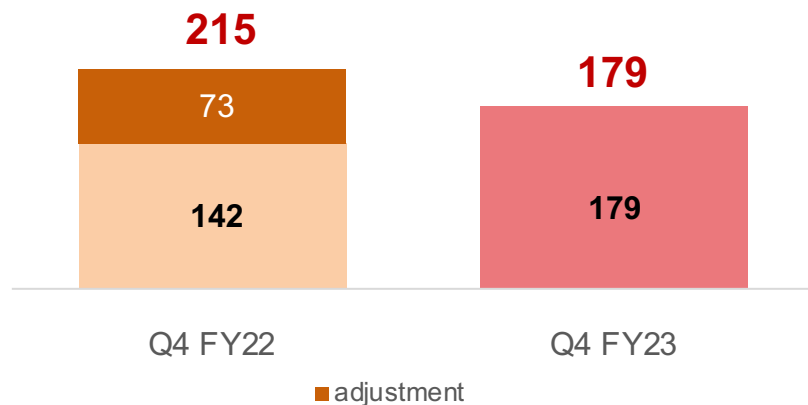


## EBITDA.

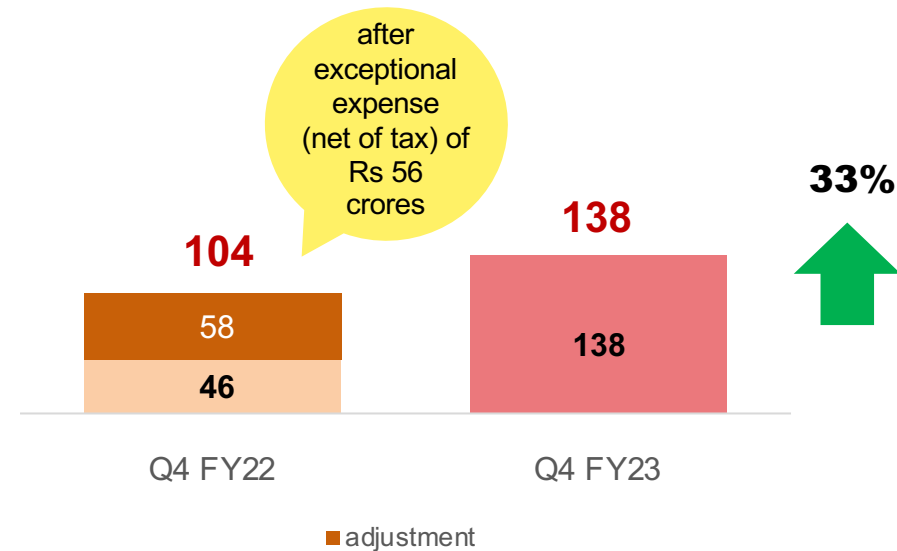


## PBT.

(before exceptional items)



## PAT.

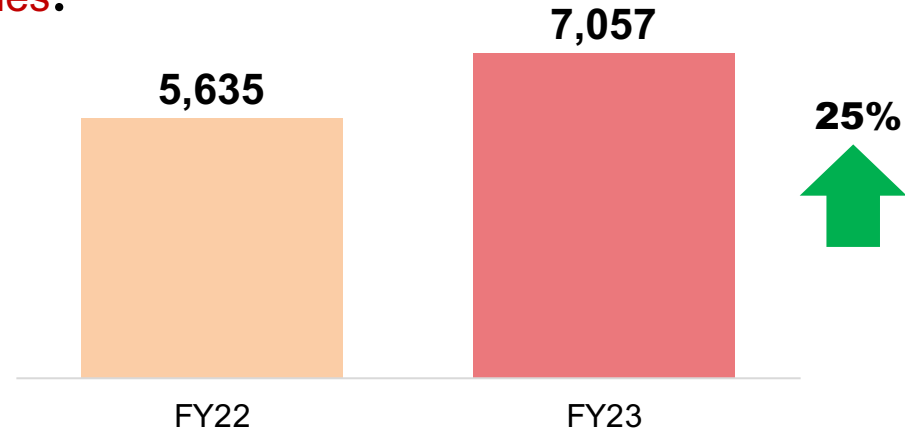


# Motherson Sumi Wiring India Ltd (MSWIL) 12MFY22 vs 12MFY23.

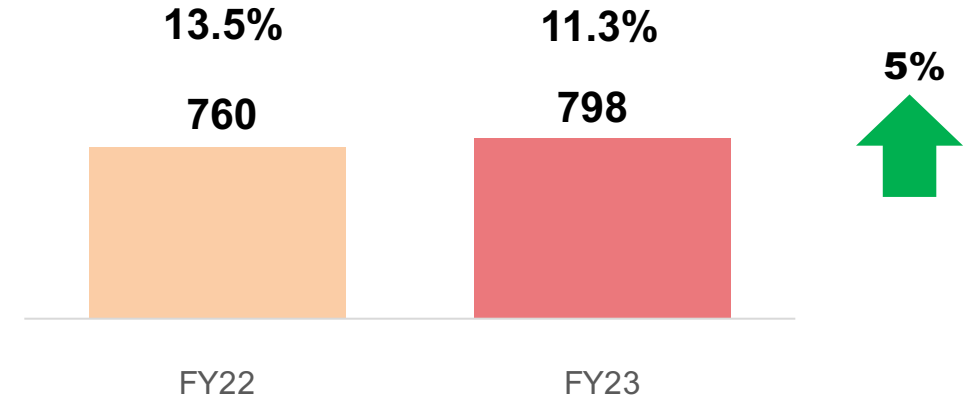
(Rs in Crores)



## Revenues.

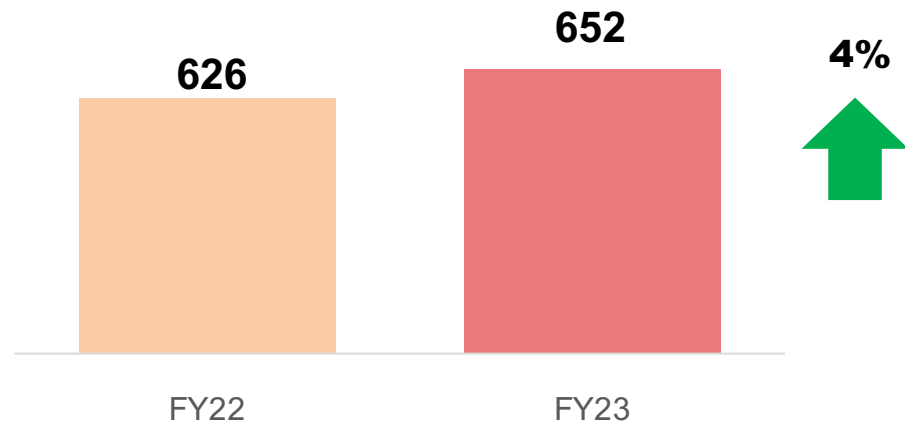


## EBITDA.

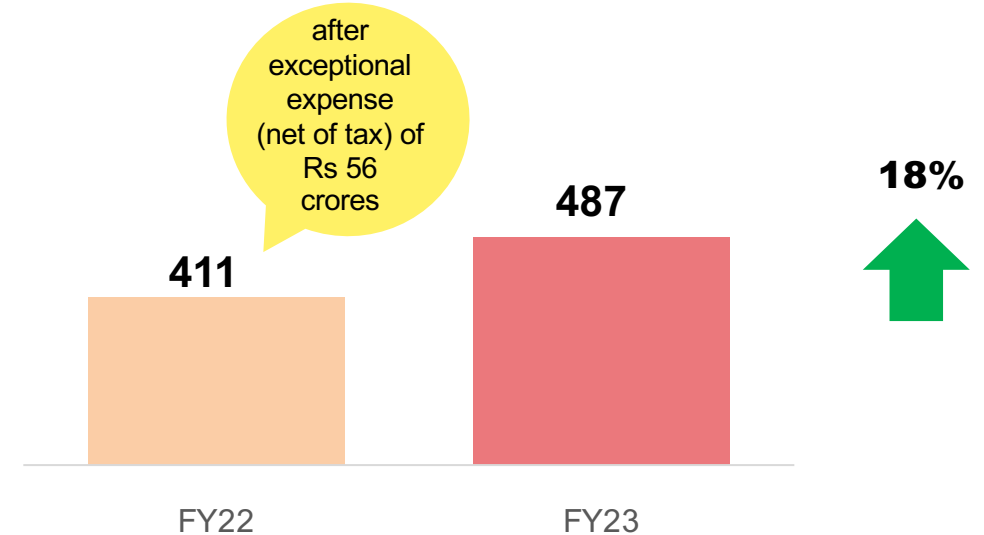


## PBT.

(before exceptional items)



## PAT.

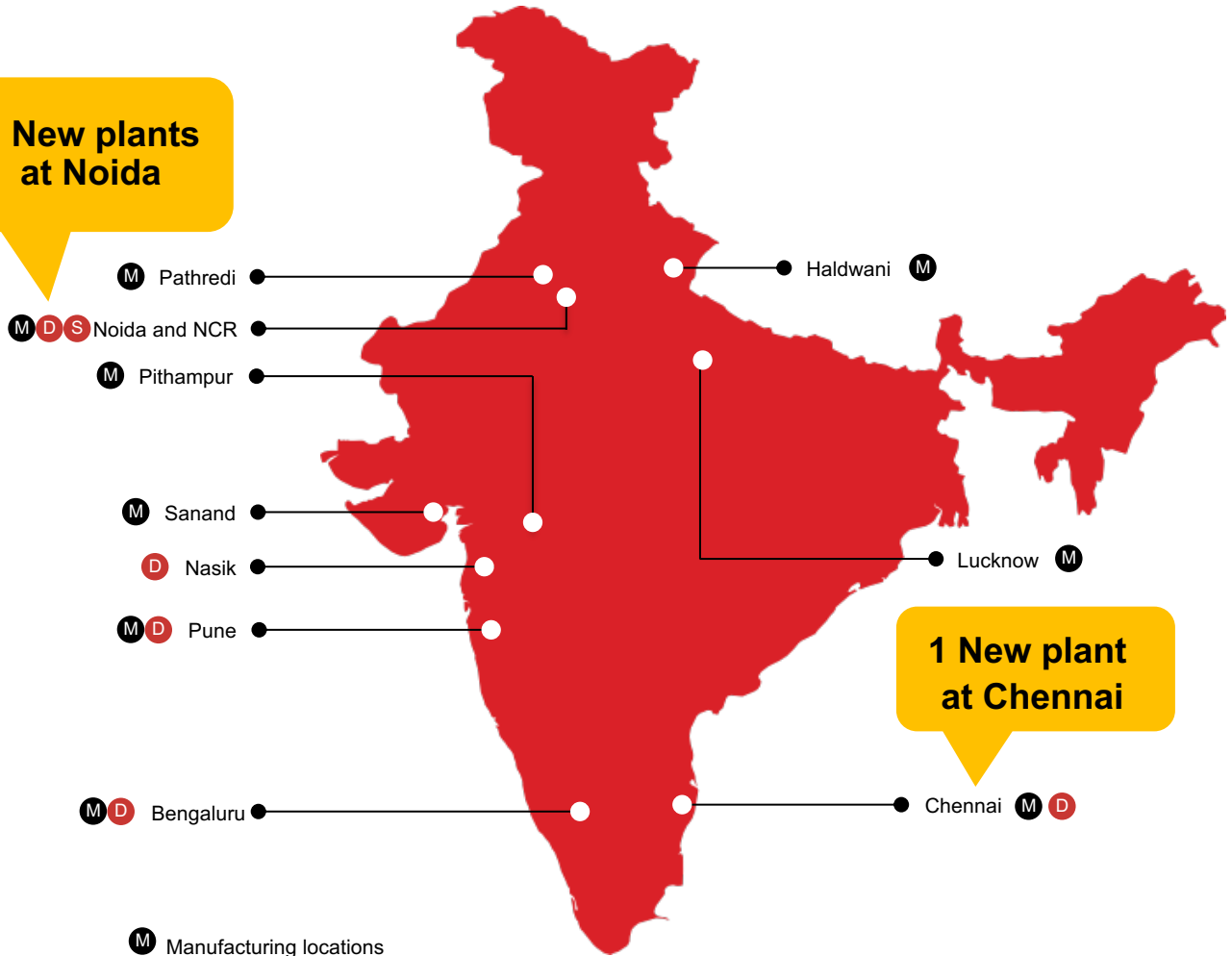


# Debt situation

Rs. in Crores	31 <sup>st</sup> March 2022	31 <sup>st</sup> December 2022	31 <sup>st</sup> March 2023
External Debt	19	154	81
Less Cash & Bank balance	293	65	36
<b>Net Debt</b>	<b>(274)</b>	<b>89</b>	<b>45</b>
<i>Lease liability (in accordance with IND AS116)</i>	264	246	291
<i>Total Debt including lease liability</i>	<i>(10)</i>	335	336

# Further strengthening pan India industrial footprint.

2 New plants at Noida



1 New plant at Chennai

- (M) Manufacturing locations
- (D) Engineering support
- (S) Strategic sourcing

26 Wiring harness plants across India

Presence in key automotive clusters

Strategically located facilities in proximity to OEM locations





# MSWIL is Proud to be part of India's top selling passenger vehicle models

OEM	Top Selling PV Models FY 23
Maruti	Swift
Maruti	Wagon R
Maruti	Brezza
Maruti	Baleno
Tata	Nexon
Hyundai*	Creta
Maruti	Dzire
Maruti	Eeco
Tata	Punch
Maruti	Grand Vitara
Hyundai*	Venue
Mahindra	Bolero
Hyundai*	Grand i10 Nios
Maruti	Alto
Maruti	Ertiga

MSWIL is supplying to **10 out of 12\*** top selling passenger vehicle models in India

Key supplier to the Electric Vehicle OEMs in India

Supplying to **2 out of top 3** Electric Vehicle PV OEMs in India

Supplying to **2 out of Top 5** Electric Vehicle 2W OEMs in India

\* Wiring Harness business for Hyundai and Kia are served by KIML (a SAMIL JV company)



# Reference Rates & Safe Harbour.

## Copper and Exchange Rates.

<i>Average</i>	<i>Q4 2021-22</i>	<i>Q3 2022-23</i>	<i>Q4 2022-23</i>
LME Copper (USD / MT)	9,985	8,006	8,930
Copper (INR / KG)	804	716	797

<i>As on</i>	<i>31<sup>st</sup> Mar 2022</i>	<i>31<sup>st</sup> Dec 2022</i>	<i>31<sup>st</sup> Mar 2023</i>
Jap Yen/ Rs	0.647	0.583	0.622

**Safe harbor** The contents of this presentation are for informational purposes only and for the reader's personal non-commercial use. The contents are intended, but not guaranteed, to be correct, complete, or absolutely accurate. This presentation also contains forward-looking statements based on the currently held beliefs and assumptions of the management of the Company, which are expressed in good faith and, in their opinion, are reasonable. Forward-looking statements involve known and unknown risks, contingencies, uncertainties, market conditions and other factors, which may cause the actual results, financial condition, performance, or achievements of the Company or industry results, to differ materially from the results, financial condition, performance or achievements expressed or implied by such forward-looking statements. The Company disclaims any obligation or liability to any person for any loss or damage caused by errors or omissions, whether arising from negligence, accident or any other cause. Recipients of this presentation are not to construe its contents, or any prior or subsequent communications from or with the Company or its representatives as investment, legal or tax advice. In addition, this presentation does not purport to be all-inclusive or to contain all of the information that may be required to make a full analysis of the Company, target entities or the proposed transaction. Recipients of this presentation should each make their own evaluation of the Company and of the relevance and adequacy of the information and should make such other investigations as they deem necessary



**Thank you.**