

30.10.2023

To, Listing Department National Stock Exchange of India Limited Exchange Plaza Bandra Kurla Complex Bandra (East), Mumbai- 400 051 Scrip Code: EMKAY	To, Listing Department BSE Limited P. J. Tower, Dalal Street, Mumbai- 400 001 Scrip Code: 532737
--	---

Dear Sir,

Sub: Investor presentation for the 2nd Quarter and Six Month ended 30.09.2023

Please find enclosed herewith the Investor presentation for the financial results for the 2nd quarter and Six Month ended on 30.09.2023. The same has also been uploaded on the website of the Company i.e. www.emkayglobal.com. We request you to kindly take the same on your record.

Thanking You,

Yours faithfully,

For Emkay Global Financial Services Limited

B.M.Raul
Company Secretary and Compliance officer

Encl: As above



INVESTOR PRESENTATION



Your success is our success



SAFE HARBOUR

This presentation and the following discussion may contain “forward looking statements” by Emkay Global Financial Services Limited (EGFSL) that are not historical in nature. These forward looking statements, which may include statements relating to future results of operations, financial condition, business prospects, plans and objectives are based on the current beliefs, assumptions, expectations, estimates and projections of the management of EGFSL about the business, industry and markets in which EGFSL operates.

These statements are not guarantees of future performance and are subject to known and unknown risks, uncertainties and other factors, some of which are beyond EGFSL’s control and difficult to predict, that could cause actual results, performance or achievements to differ materially from those in the forward looking statements.

Such statements are not and should not be construed as a representation of future performance or achievements of EGFSL. In particular, such statements should not be regarded as a projection of future performance of EGFSL. It should be noted that the actual performance or achievements of EGFSL may vary significantly from such statements.

All information in this presentation has been prepared solely by the company and has not been independently verified by anyone else. This presentation is for information purposes only and does not constitute an offer or recommendation to buy or sell any securities of EGFSL.

BUSINESS PERFORMANCE

Q2 FY24

KEY PERFORMANCE INDICATORS

EMKAY: Q2 FY24 AT A GLANCE (Rs. million)

2,75,464

Total Assets

▲ 29%YoY

26,039

Wealth Assets

▲ 16%YoY

7,931

PMS & AIF AUM

▲ 21%YoY

2,41,495

DP/Broking Assets

▲ 30%YoY

780

Revenue

▲ 35% YoY

118

PBT

▲ 51% YoY

93

PAT

▲ 52% YoY

494

Total Employees

As on 30.09.2023

1,52,705

Client Base

As on 30.09.2023

2,135

Market Cap

As on 30.09.2023

2,167

Networth

As on 30.09.2023

9%

**ROE
(Annualized)**

As on 30.09.2023

KEY HIGHLIGHTS OF Q2 FY23

Consolidated revenues increased by **39% QoQ to INR 780 mn**

Consolidated PAT increased by **2,225% QoQ to INR 93 mn**

Consolidated revenues increased by **35% YoY**

Consolidated PAT increased by **52% YoY**

Emkay Confluence 2023

was organized in August 2023 by the IE team and was attended by

- Over 150 companies and more than 140 funds
- 596 individual participants
- Resulted in over 3,256 meetings

Investment Banking

- Senco Gold Limited: Advisor to IPO for INR 4,050 mn
- Vishnu Chemicals Limited: Sole Merchant Banker for QIP for INR 2,000 mn
- Ashiana Housing Limited: Completion of buyback for INR 550 mn

Strengthening the Leadership

Manish Sonthalia joined as Chief Investment Officer of Emkay Investment Managers Ltd. (EIML). He comes with over three decades of rich experience.

Seshadri Sen joined the Institutional Research team as Head of Research and Strategist. He comes with nearly three decades of experience in financial services.

Human Resource Initiatives

- Launched the 'Employee Assistance Program', which takes care of employees' and their families' physical, mental, and emotional well-being.
- Launched several short-format LMS modules for quick access, and convenient learning.

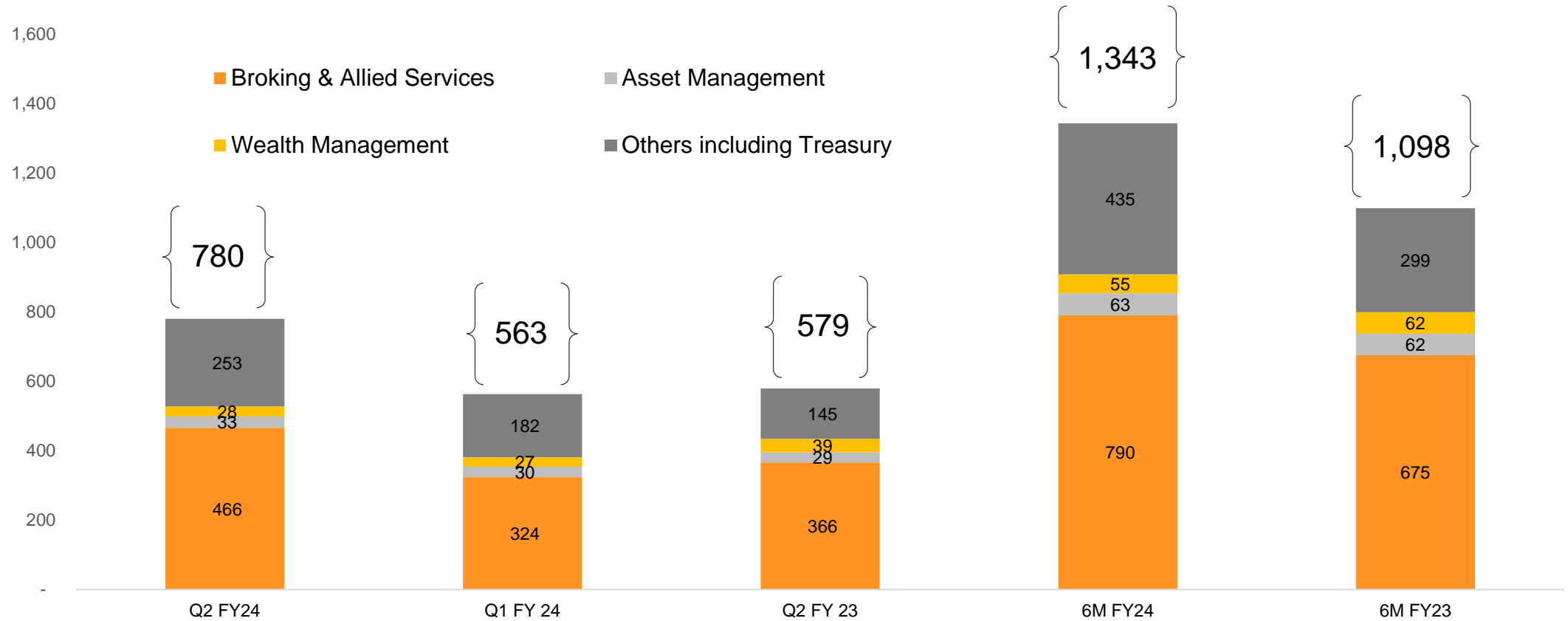
PMS+AIF AUMs

have increased **21% YoY to INR 7,931 mn** vis-à-vis **INR 6,574 mn**

Wealth AUMs

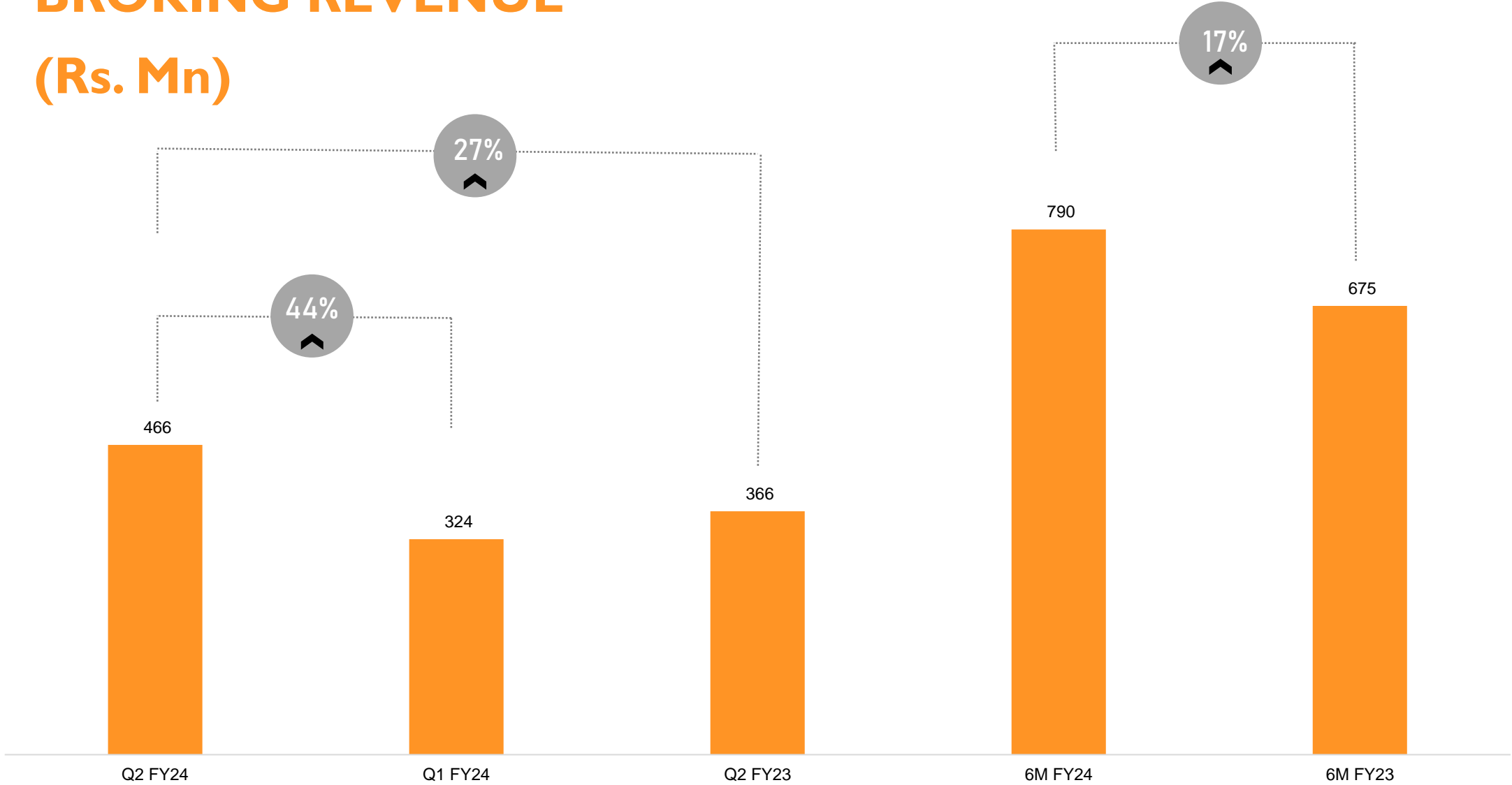
have grown **16% YoY to INR 26,039 mn** vis-à-vis **INR 22,425 mn**

REVENUE MIX (Rs. Mn)



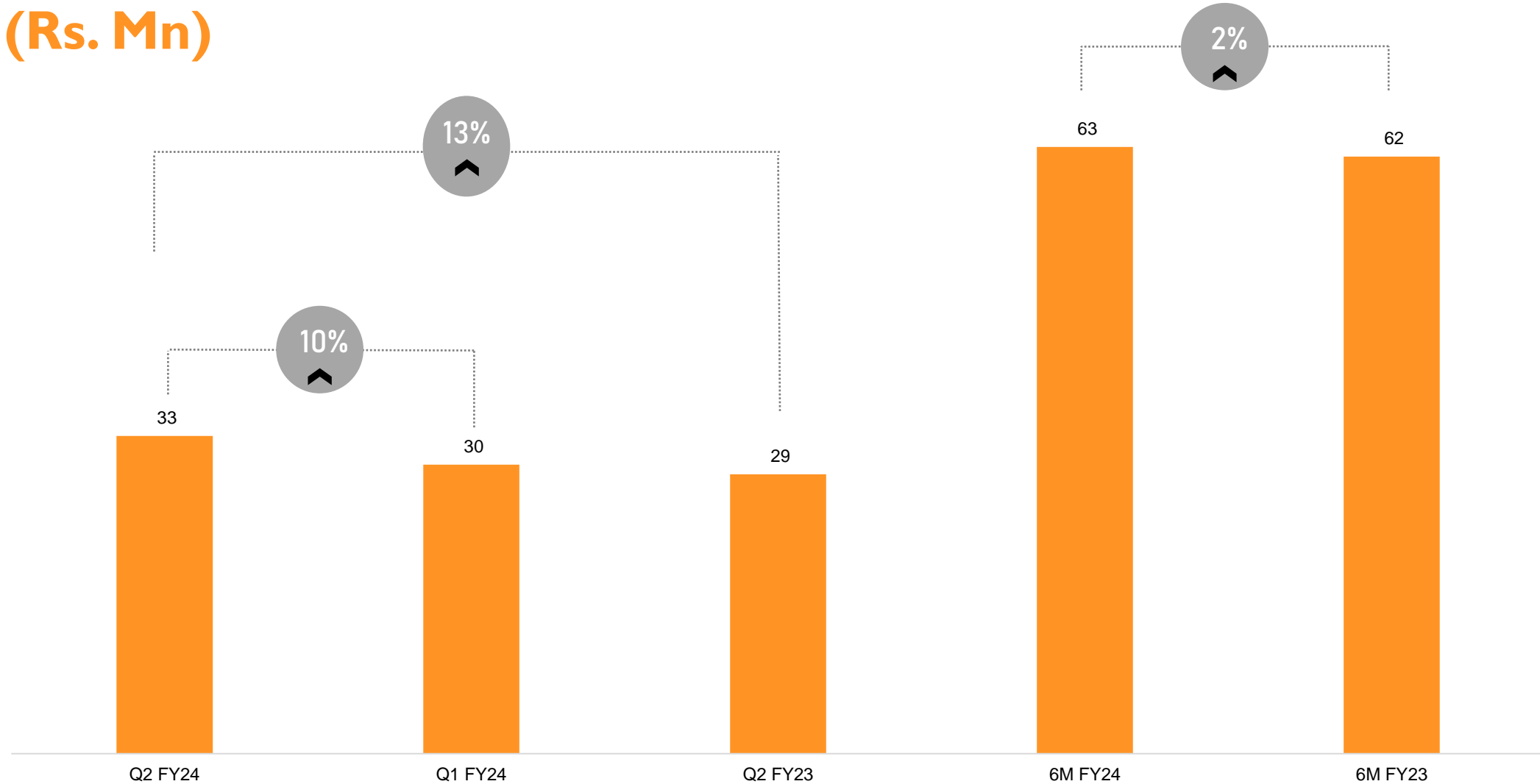
BROKING REVENUE (Rs. Mn)

Q2 FY 24



ASSET MANAGEMENT REVENUE

(Rs. Mn)

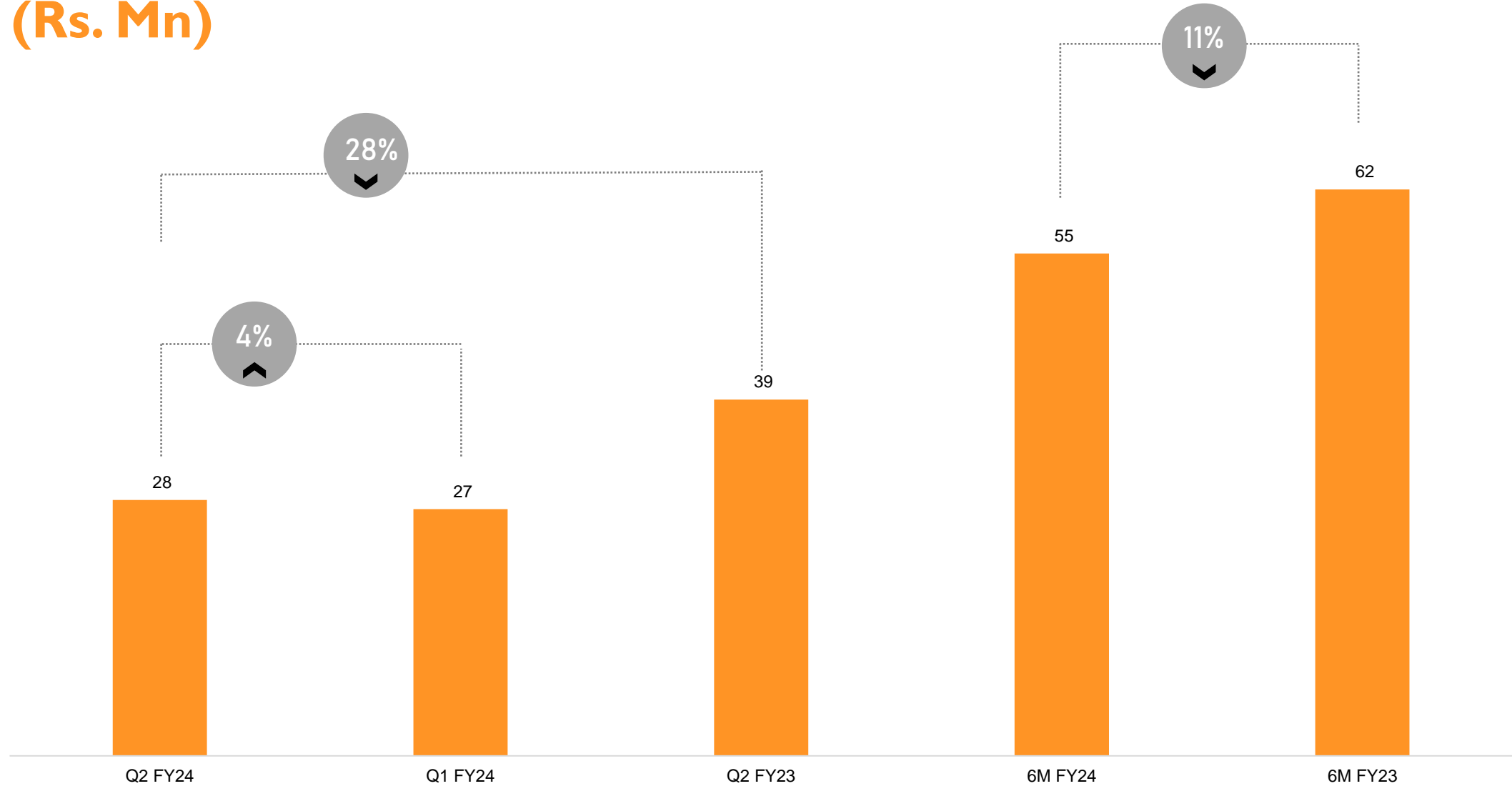


Q2 FY 24

WEALTH MANAGEMENT REVENUE

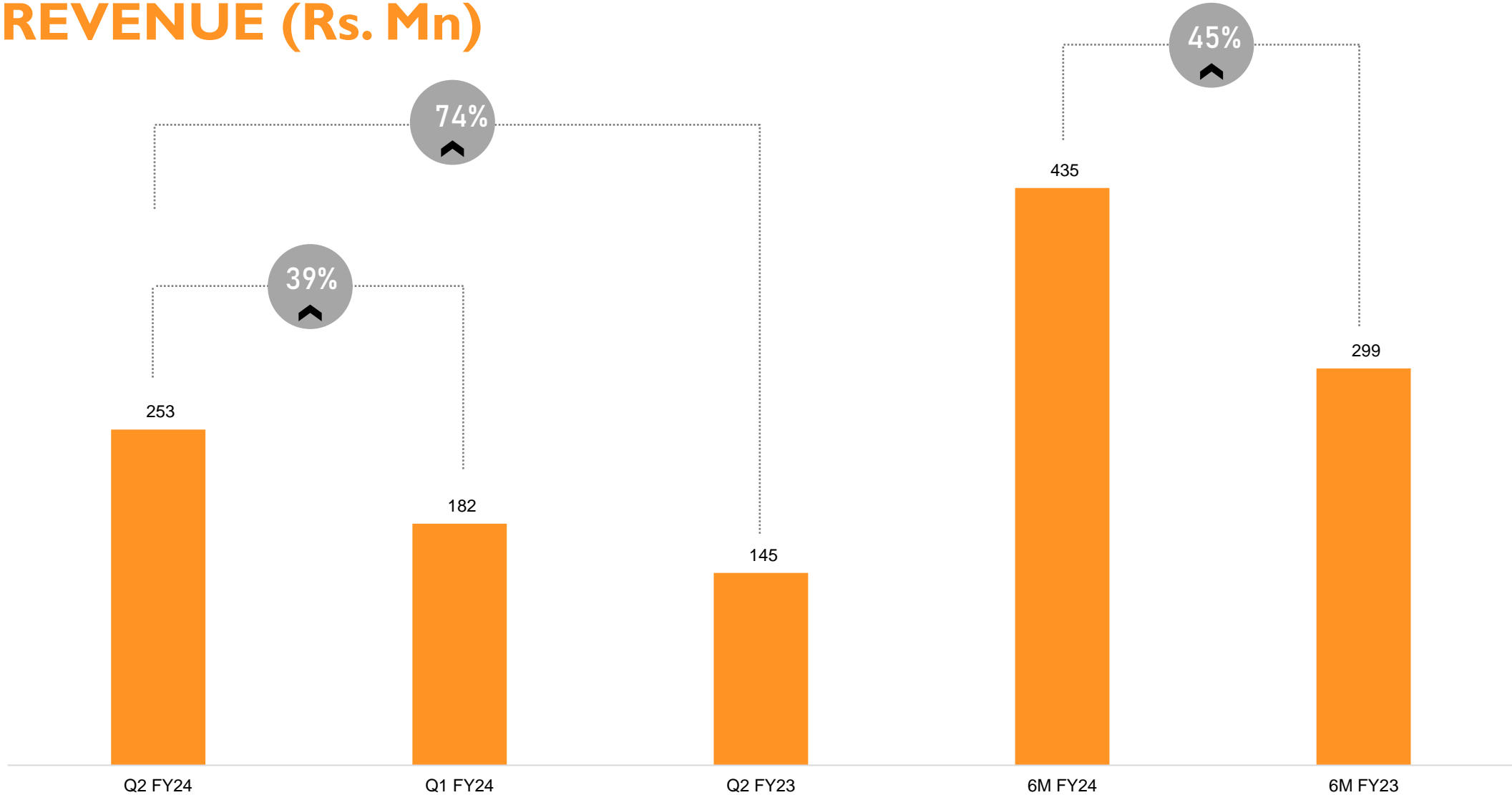
(Rs. Mn)

Q2 FY 24



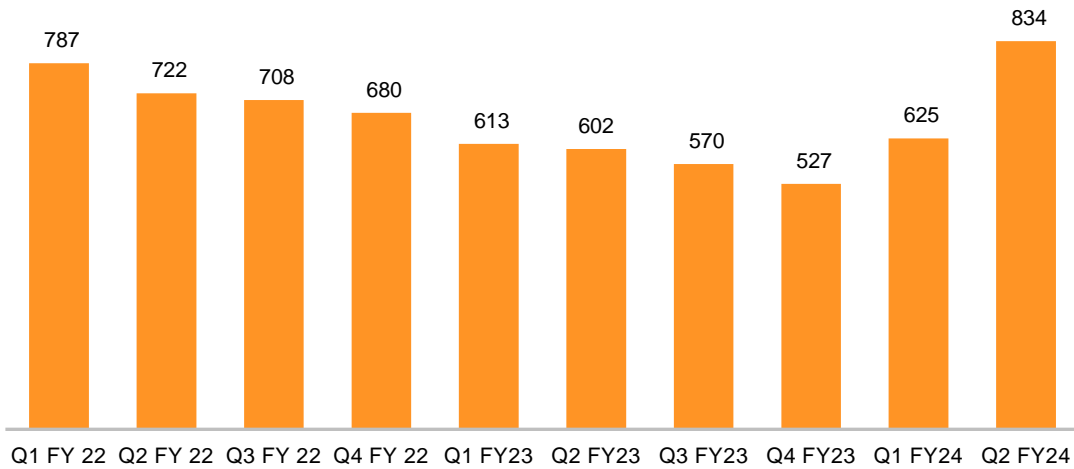
OTHERS INCLUDING TREASURY REVENUE (Rs. Mn)

Q2 FY 24

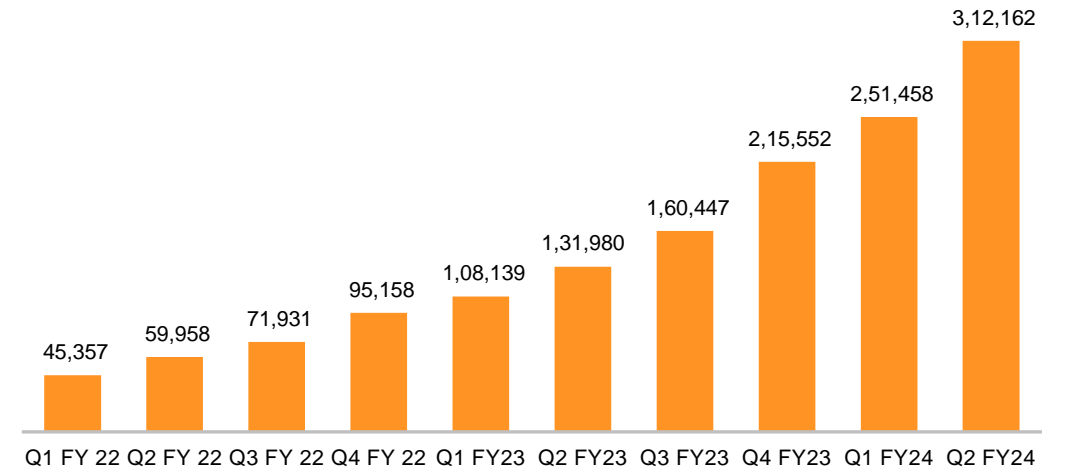


AVERAGE DAILY TURNOVER

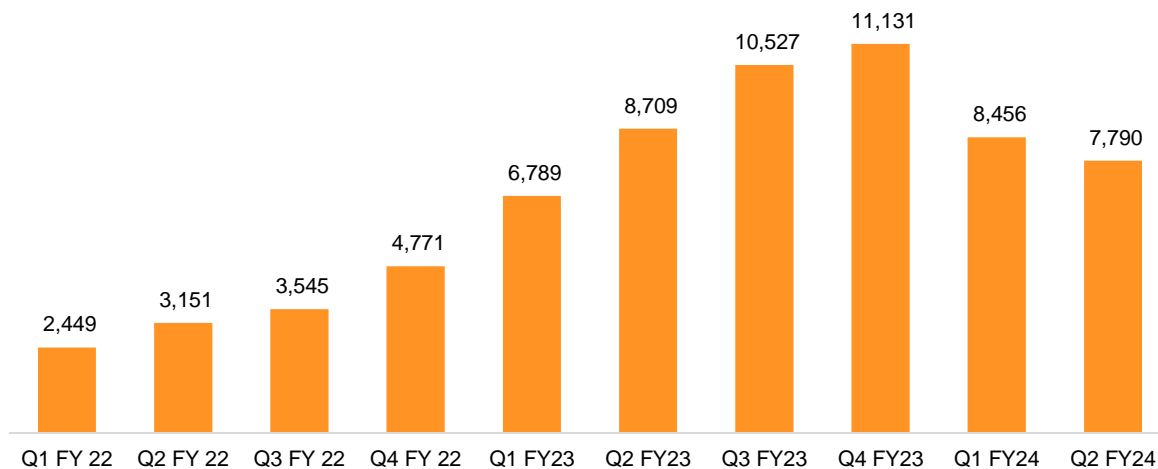
Equity Market ADTO (in bn)



Derivative Market ADTO (in bn)

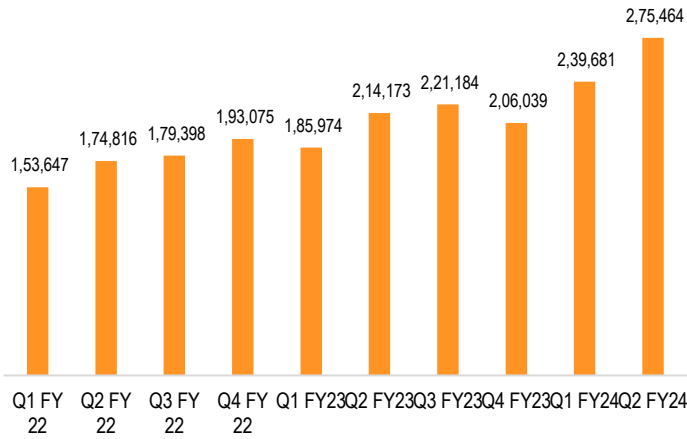


Emkay's ADTO (in bn)

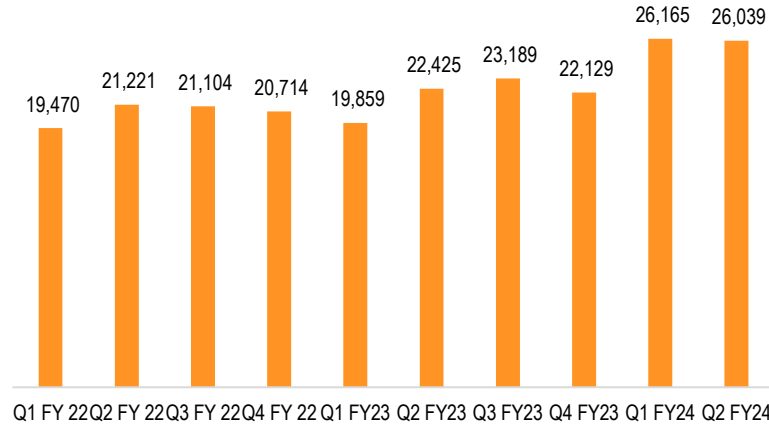


CUSTOMER ASSETS (Rs. Mn)

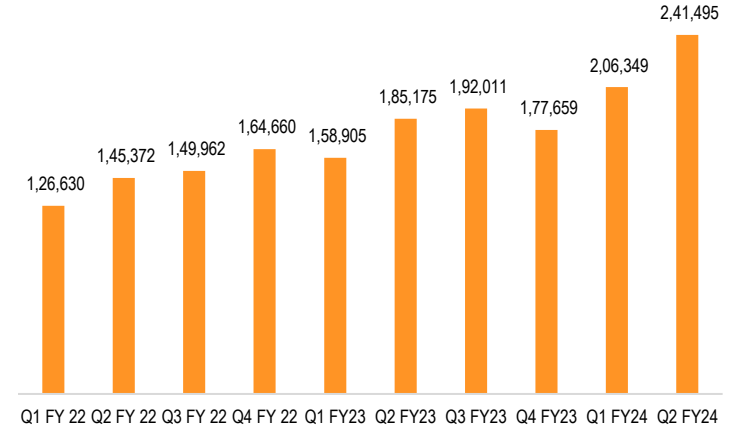
Total Assets



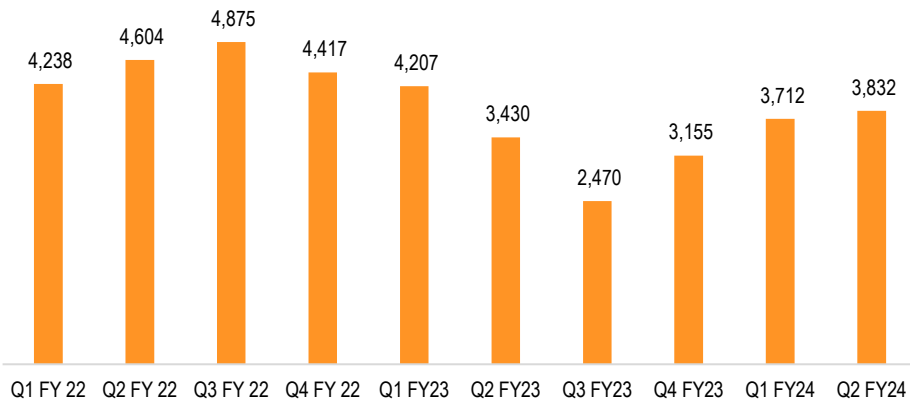
Wealth Assets



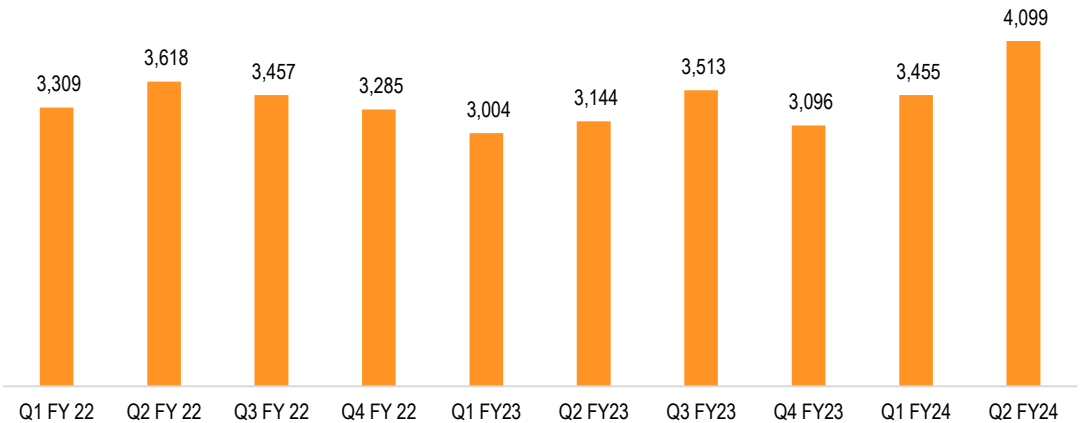
DP/Broking Assets



AIF AUM



PMS AUM



FINANCIAL PERFORMANCE

Q2 FY24

KEY HIGHLIGHTS : CONSOLIDATED FINANCIALS

	Revenues (Rs. mn)	Profit Before Tax (Rs. mn)	Profit After Tax (Rs. mn)	EPS (Rs.)	BVPS (Rs.)
Q2 FY24	780	118	93	3.76	88
	▲ 39%	▲ 808%	▲ 2,225%	▲ 2,586%	▲ 3%
Q1 FY24	563	13	4	0.14	85
Q2 FY24	780	118	93	3.76	88
	▲ 35%	▲ 51%	▲ 52%	▲ 52%	▲ 4%
Q2 FY23	579	78	61	2.48	84
6M FY24	1,343	131	97	3.90	88
	▲ 22%	▼ 14%	▼ 9%	▼ 10%	▲ 4%
6M FY23	1,098	152	107	4.34	84

CONSOLIDATED PROFIT & LOSS STATEMENT

Particulars (Rs. mn)	Q2FY24	Q1 FY24	QoQ% Change	Q2 FY23	YoY % Change	6M FY24	6M FY23	% Change
Revenue								
Income from Operations	704	488	44	566	24	1,192	1,074	11
Other Income	76	75	1	13	485	151	24	529
Total Revenue	780	563	39	579	35	1,343	1,098	22
Expenses								
Employees Benefit Expense	371	293	27	285	30	664	545	22
Finance Costs	11	8	38	9	22	19	17	12
Depreciation & Amortisation Expense	21	20	5	23	(9)	41	43	(5)
Other Expenses	259	229	13	184	41	488	341	43
Total Expenses	662	550	20	501	32	1,212	946	28
Profit Before Tax	118	13	808	78	51	131	152	(14)
Tax Expense/(Benefit)	22	14	57	15	47	36	45	(20)
Profit/(Loss) After Tax	96	(1)	9,700	63	52	95	107	(11)

CONSOLIDATED PROFIT & LOSS STATEMENT

Particulars (Rs. mn)	Q2FY24	Q1 FY24	QoQ% Change	Q2 FY23	YoY % Change	6M FY24	6M FY23	% Change
Share of Profit/(Loss) of Associates	(3)	5	(160)	(2)	50	2	-	100
Profit for the Period/Year	93	4	2,225	61	52	97	107	(9)
Other Comprehensive Income	-	(10)	(100)	2	(100)	(10)	(1)	900
Total Comprehensive Income	93	(6)	1,650	63	48	87	106	(18)

CONSOLIDATED BALANCE SHEET

Particulars (Rs. mn)	As at 30.09.2023	As at 31.03.2023
ASSETS		
Financial Assets		
(a) Cash and cash equivalents	74.28	294.76
(b) Bank Balance other than (a) above	4,308.98	3,191.09
(c) Derivative financial instruments	0.13	-
(d) Stock in trade (Securities held for trading)	7.15	7.15
(e) Trade receivables	1,245.74	1,052.93
(f) Loans	260.97	513.64
(g) Investments	273.65	236.83
(h) Other financial assets	2,335.40	1,391.98
Sub-total - Financial Assets	8,506.30	6,688.38
Non-financial Assets		
(a) Current tax assets (net)	64.09	50.97
(b) Deferred tax assets (net)	45.83	50.15
(c) Property, plant and equipment	287.74	299.94
(d) Other intangible assets	5.14	5.47
(e) Right of use assets	95.83	74.71
(f) Other non-financial assets	139.51	139.91
Sub-total - Non-financial Assets	638.15	621.13
TOTAL - ASSETS	9,144.45	7,309.51

CONSOLIDATED BALANCE SHEET

Particulars (Rs. mn)	As at 30.09.2023	As at 31.03.2023
LIABILITIES AND EQUITY		
LIABILITIES		
Financial Liabilities		
(a) Derivative financial instruments	3.79	-
(b) Payables	1,732.44	1,202.59
(c) Borrowings (other than debt securities)	176.95	149.69
(d) Deposits	113.29	103.65
(e) Lease liabilities	97.60	76.32
(f) Other Financial liabilities	4,567.97	3,312.91
Sub-total - Financial Liabilities	6,692.04	4,845.16
Non-financial Liabilities		
(a) Current tax liabilities	9.74	0.36
(c) Provisions	150.60	219.24
(d) Other non-financial liabilities	124.97	140.86
Sub-total - Non-financial Liabilities	285.31	360.45
EQUITY		
(a) Equity share capital	246.40	246.40
(b) Other equity	1,920.69	1,857.49
Sub-total - Equity	2,167.09	2,103.90
TOTAL - LIABILITIES	9,144.45	7,309.51

CONSOLIDATED FINANCIALS - PAT MIX

(Rs. Mn)

	Q2FY24	Q1 FY24	QoQ% Change	Q2 FY23	YoY % Change	6M FY24	6M FY23	% Change
a) Capital Markets (Broking, Wealth Management & IB)	75	(43)	274	37	103	32	71	(55)
b) Asset Management	9	11	(18)	9	-	20	10	100
c) Others	9	35	(74)	15	(40)	44	26	69
Profit After Tax	93	4	2,225	61	52	96	107	(10)
Other Comprehensive Income (OCI)	-	(10)	(100)	2	(100)	(9)	(1)	800
Total Comprehensive Income	93	(6)	1,650	63	48	87	106	(18)

SEGMENT PERFORMANCE

(Rs. Mn)

	Q2FY24	Q1 FY24	QoQ% Change	Q2 FY23	YoY % Change	6M FY24	6M FY23	% Change
Segment Revenue								
Advisory, Transactional & Other Related Activities	767	543	41	555	38	1,290	1,054	22
Financing and Investment Activities	13	20	(35)	24	(46)	33	44	(25)
Income from Operations	780	563	39	579	35	1,323	1,098	20
Segment Profit Before Tax								
Advisory, Transactional & Other Related Activities	107	1	10,600	58	84	107	117	(9)
Financing and Investment Activities	11	12	(8)	20	(45)	24	35	(31)
Profit/(Loss) Before Tax from Each Segment	118	13	808	78	51	131	152	(14)

INSTITUTIONAL EQUITIES

CONFERENCES IN Q2

Emkay Institutional Equities organized
Emkay Confluence 2023

which was attended by



152

companies



142

funds



596

individual
participants

3,256 group meetings



Emkay Confluence

Unleashing India's Potential



16-18

AUG 2023



Trident-BKC,
Mumbai

Mega Confluence

Over 150
companies

Keynote speaker
sessions

CORPORATE ACCESS

During Q2 FY24
the Institutional Equities team held



11

roadshows



47

expert and
client calls



47

Group Calls/
Event/ Conference

Q2 FY24 HIGHLIGHTS

New Leadership



Seshadri Sen

Head of Research and Strategist

Seshadri is a postgraduate from XLRI Jamshedpur and is a CFA charter holder. In his last assignment, he worked with Alchemy Capital as Head of Research. Seshadri comes with nearly three decades of experience in financial services and has been associated in the past with organizations such as JP Morgan, Macquarie, SG Asia Securities, and Prudential ICICI Asset Management.

ASSET MANAGEMENT

PMS & AIF vertical _____
(Emkay Investment Managers Ltd.)

Q2 FY24 HIGHLIGHTS

New Leadership



Manish Sonthalia

Chief Investment Officer

Manish Sonthalia assumed the role of Chief Investment Officer at EIML, bringing with him over thirty years of extensive expertise in equity fund management and research within the Indian markets.

Notably, he has recently introduced a PMS, 'Emkay's India's Golden Decade of Growth', and the sixth series of our award-winning AIF 'Emkay Emerging Stars Fund'. Both products are aimed at empowering investors to capitalize on India's 1. burgeoning manufacturing capabilities, 2. growing consumption, 3. digitisation 4. growth in sustainable energy, and 5. rising financialisation of savings.

INVESTMENT BANKING

KEY HIGHLIGHTS

Advisor to
IPO for
INR 4,050 mn

01



Sole Merchant
Banker for QIP
for INR 2,000 mn

02



Completion of
buyback for
INR 550 mn

03



WEALTH MANAGEMENT

WEALTH MANAGEMENT

Emkay[®]

Your success is our success

Managing **INR 26,039 mn**
under MF Advisory & Distribution

Tied up with **Stockal** to provide clients the
option of investing in the **US Equity Markets**

Monthly update on Mutual Fund
holdings and portfolio reviews

The product delivery is through both **Advisory** as
well as **distribution** mechanisms

Conducted successful roadshows with
top fund managers across India, during
the quarter

In less than 3 years Emkay Wealth emerged from
a start-up wealth business to operating in 9 locations

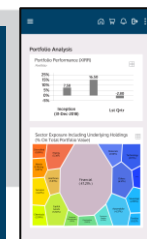

Undertakes regular and stringent
monitoring of portfolios

Offers facility to view portfolio
online on the **website** and
an intuitive **mobile app**

Research Reports

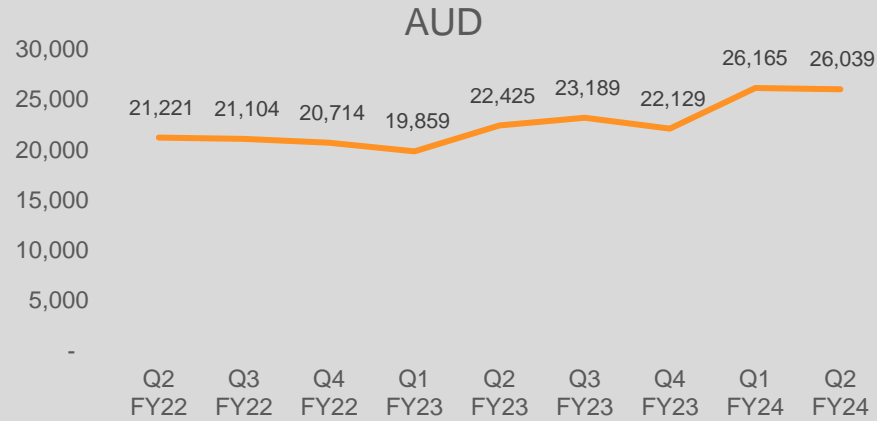
- Navigator: A monthly with a roundup on economy, markets, mutual funds, PMS, Estate & Succession Planning, et al.
- FinSights: Economy update
- Product Updates

The Emkay Wealth mobile app
for clients received a fresh look as **Naavik** during the quarter



KEY HIGHLIGHTS

AUD GROWTH (Rs. Mn)



Branches



10

No. of Transactions

72% ↑
YOY

AUD

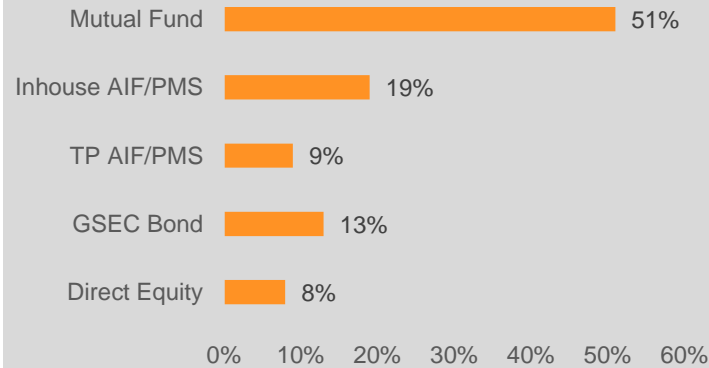


INR 26,039 MN

No. of Clients



Assets



REVENUE (Q2 FY24)



INR
28 MN

TECHNOLOGY EDGE

TECHNOLOGY INNOVATION, IMPROVING BUSINESS EFFICIENCY

Vision

Build & Develop a stable robust platform by creating digital experience across all the touch points; by anticipating market needs and providing customized products towards digital disruption.

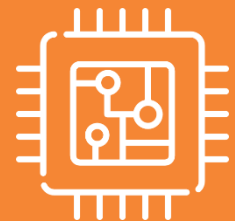


Mission

Conversion from “As-a-service” to “Business Enabler” and going towards “Digital Transformation” , where technology helps organization deliver value to its customers

Technology Edge

Digital Transformation driving strong client acquisition & penetration in the markets with various digital Platforms being offered and customer feedback to explore the untapped potential & roadmap to achieve the same.



INFRASTRUCTURE & SECURITY ASPECTS

01

Robust Infrastructure

- Scaled up & fine tuned hardware for reliability with continuous improvisations in performance
- New hyper-converge platform improvising the capacity in global standard data center
- Over-clocked Servers for a faster trading experience & multi-stream broadcast over internet
- Onboard applications – Omnesys, Greeksoft, uTrade and Kambala

03

Strong Network

- Ensuring high availability of systems across the network
- Robust & reliable network from different ISP with multiple network paths and higher bandwidths
- Presence across various datacenters in Mumbai - New DC on boarded in BKC
- Revamp of the RMS office with a better monitoring layout & visibility of trading platforms

02

Securing our Enterprise

- Securing our infrastructure with Next-Gen Antivirus across head office & various branches
- Ensuring 24X7 security monitoring over the platforms with Security Operations Center as per SEBI & CERT-In guidelines
- Deployed Extended Detection and Response system correlating various inputs across the landscape
- Fully compliant with regulatory guidelines across all environments.

04

Reliable Platforms for Clients

- Exchange connectivity from BSE, NSE, NCDEX, IFSC, IIBX and MCX – Presence in BSE & IFSC Colo
- Technology with ultralow latency 10G infrastructure at NSE Colocation spread across multiple racks in various phases.
- Deployment of key applications at external datacentres of global standards.
- Multicast Tick by Tick and Multi-stream broadcast from exchanges which is scalable on demand.

TECHNOLOGY FOR BUSINESS

State-of-the-art trading technology

- Connectivity for disseminating real-time information - Bloomberg, Reuters
- Integration with various FIX aggregators such as Bloomberg, Fidessa, Autex, Line data, Charles River, ITG, Eze Castle, NYFIX
- Online chat facility with branches & business associates - Bloomberg, Reuters Messenger, Microsoft Teams with Compliance Archives
- Custom made trading algorithms built as per client requirements.
- Comprehensive risk management software with capability of near real-time monitoring of margin & positions.

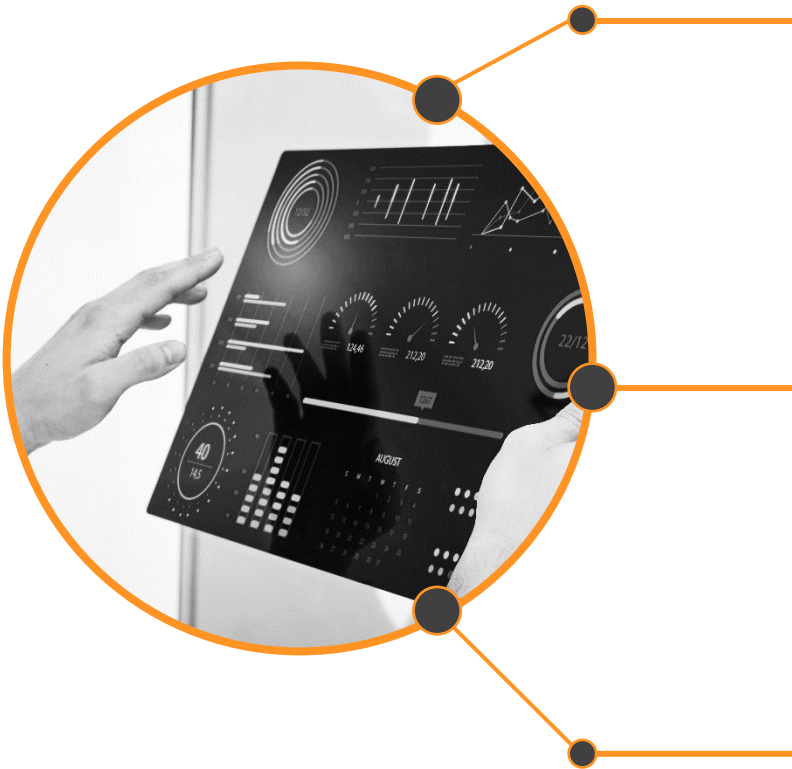
Electronic Execution Solutions across the landscape

- Multiple trading solutions deployed to offer services like CTCL, Algo, DMA Trading/ Electronic Execution Services
- Retail trading platforms with Internet based Trading, Mobile/ Wireless Trading , API based Trading (EM API)
- **Trading terminals:** Omnesys CTCL with over 1000 Terminals across HO, branches and franchisees
- **Internet Based Trading:** Omnesys Nest Trader (Web + Mobile + Exe) Online Trading
- **Algorithmic Strategy Platforms:** Omnesys, Greeksoft & Automated μ Trade Algo Trading Platforms
- **Charting Solutions:** EmTrade PRO (Web + Mobile + Exe) Online Trading with Charting functionality

Technology Experience across Sales, Research & Operations

- Client Relation with branches, business associates via digital platform called Eagle.
- Technical platform assisting Research on content creation, simplified distribution & tracking of research reports.
- Fast, Easy & Efficient processing of Backend systems providing accurate results and bulk processing of trades.
- Upgraded KYC journey, Compliant systems & Robotized Accounting System for accurate processing
- Exploration of new trading platforms for Algorithm, Internet based and mobile trading.

DIGITAL FIRST APPROACH



Software: Exploring new horizons

- Competitive Product And Service Offering across the platforms with API initiatives with Integrations in Back office software for Banks, KYC & Ops
- Ruggedization of key backend & frontend services with regular hardening of platforms and performing vulnerability assessment & pen-tests
- Better error handling on Apps both In-house and Vendor-provided
- Complete rewrite of few In-house systems for a better performance & experience to the users

Product: Optimising Experience

- Contextual user learning via a modern trading platform – Emtrade Pro
- Improving client journeys both investor & trader with the app
- Optimisation to build a more balanced ecosystem of applications
- Multiple options charts platform to help build a trader community

Digital Platform: Providing Best Experience to Clients

- Digital Properties Built In-house For Diverse And Growing Client Base - Emboss, EM API
- Open Architecture To Seamlessly Integrate 3rd Party Products
- Digital Acquisition of Direct Clients with Orders Executed Online By Direct Clients
- Orders Placed through Mobile App, Client Terminals, REST API & FIX
- Analyzing the customer experience, servicing & growth via the digital platforms

HUMAN RESOURCES

Q2 FY24


HUMAN RESOURCES INITIATIVES

Q2 FY24 AT A GLANCE



Launched EAP (Employee Assistance Program): A comprehensive Employee Wellness Program was inaugurated, extending its benefits to all employees and their family members across all locations. This initiative provides a robust platform for employees to nurture their physical, mental, and emotional well-being. The program offers flexibility, allowing employees to access resources through in-person sessions, virtual live sessions, or telephone consultations. A vast repository of information covering a range of pertinent topics including Relationships, Parenting, and Emotional Well-being, among others, is readily accessible to all.

“Master Class – Wealth Management”: The 3rd Batch of 'Master Class - Wealth Management' was successfully concluded for our recently onboarded Wealth Managers. This intensive program provided them with a comprehensive grasp of products, economic insights, policies, and valuable practical advice from experienced Relationship Managers.



Developmental Journey of an Associate to an Analyst: As part of our commitment to cultivate high-caliber talent internally, a tailored course has been crafted and administered to all members of the Institutional Equities Team. This marks the initial phase of a series of sessions that associates will undergo as they progress toward meeting the standards of an Analyst role.

HUMAN RESOURCES INITIATIVES

Q2 FY24 AT A GLANCE



LMS Modules: Learning is now accessible for employees on the move. Our in-house developed courses feature short video modules ranging from 2 to 5 minutes, providing convenient and swift access to learning resources.

Launch of “Mid-Week Shots”: Mid-Week Shots guide employees through a series of attributes, competencies, and values that the organization aims for our employees to embrace and put into practice.



Launch of “Friday Musings”: Friday Musings empowers employees to apply what they've learned from Midweek Shots. Because the content is concise and delivered via email, it's easily absorbed and highly valued.



As we strive to foster a Learning Organization, the L&D Team is tirelessly dedicated. Every available channel and platform is maximized to ensure employees receive that additional infusion of knowledge and insights – something we believe is pivotal for success in this knowledge-driven industry

CORPORATE OVERVIEW

EMKAY PROMISE, MISSION & VALUES

Promise

Handing over the responsibility for one's finances involves immense trust. At Emkay, we go to great lengths to ensure we hold true to your expectations right from ensuring that every person from Emkay meets the set value proposition. And, also recall Emkay's mission to be achieved collectively without forgoing values that the company lives by.

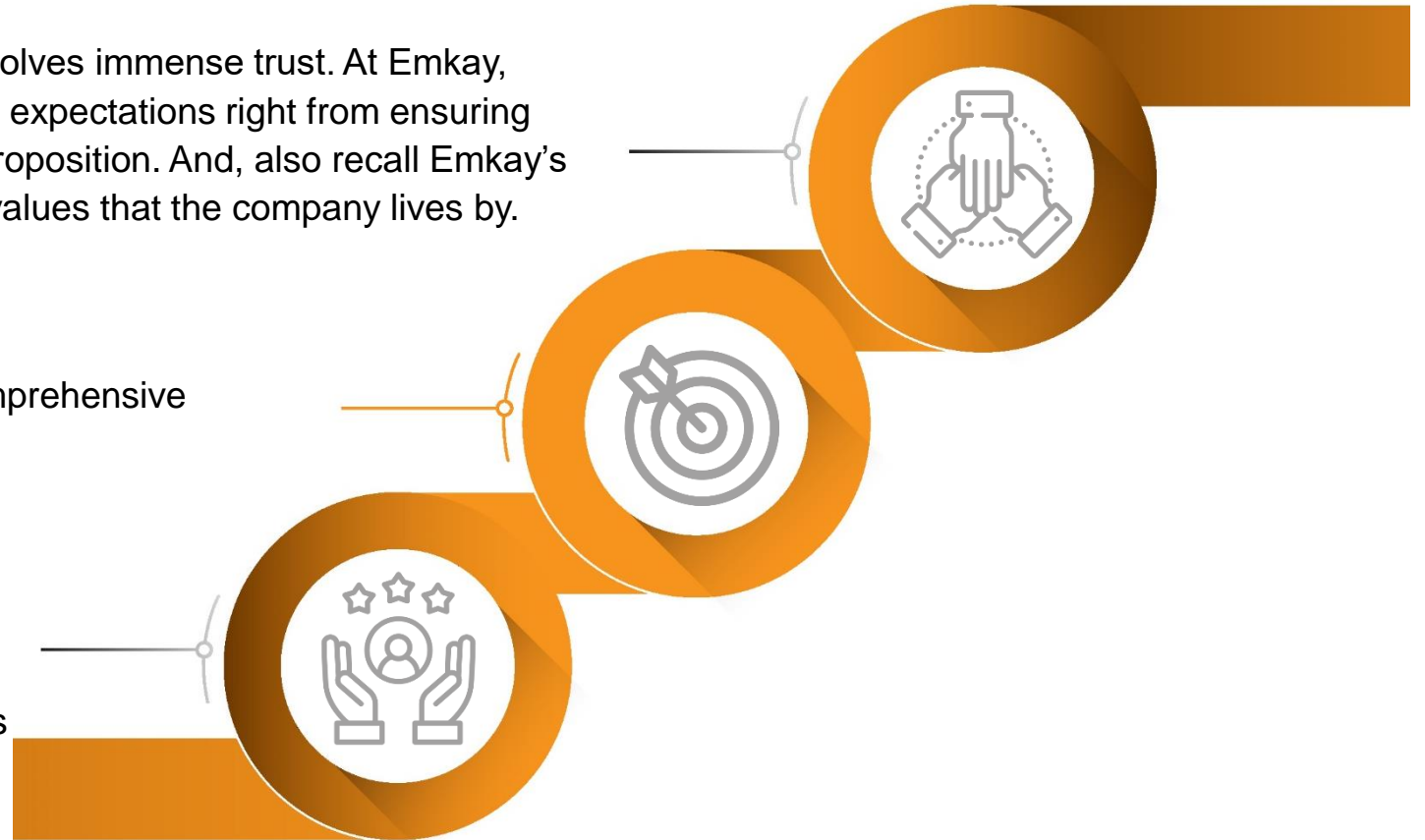
Mission

To provide our clients with secure, customised & comprehensive financial solutions to achieve sustained growth.

Values

To be fair, empathetic and responsive in serving our clients. To respect and reinforce our fellow employees and the power of teamwork. To strive relentlessly to improve what we do and how we do it.

To always earn and be worthy of our customers' trust.



RESILIENCE AND RESPONSIBILITY: OUR DIFFERENTIATORS

Corporate Governance:

We ensure full transparency and accountability while conducting our business in a highly professional and ethical manner. We continuously monitor our governance practices and strive to pursue holistic growth and realize our responsibility towards our stakeholders and environment.

Sustainability:

In the wealth creation journey, we are with our clients for the long haul. Our approach, philosophy and frameworks are all directed towards achievement of the financial goals of our clients by delivering consistent and sustainable returns. A disciplined and fundamentals-driven approach means every portfolio stays strong during the toughest of times and reaps the benefits of compounding.

Human Capital:

Our team forms the nucleus of our essence. They are the pillars that give us stability, agility and proactiveness. We are committed to focusing on their health, safety and skill advancement, and providing them with a collaborative and holistic working environment.

Technology:

Technology is one of the key cornerstones of our business and we have proactively invested in digital assets over the years. With technology at the core of our business, we will keep leveraging on it to offer value addition to clients at each step.



A LEGACY OF OVER 25 YEARS

01

A 360 degree approach: From being an institutional broking house to one offering asset management, wealth management, succession planning, investment banking, currency and commodity broking among others, Emkay, driven by its motto 'your success is our success' has evolved into being a 360 degree financial services provider who can efficiently service every financial need of every customer

02

Relationship Focus: The one thing that hasn't changed since our humble beginnings in 1995 is the focus on every relationship we have established. We are far from being a discount brokerage because we realize that clients need to be taken care of as family – they need the right guidance and not just a tool to accomplish their financial goals.

03

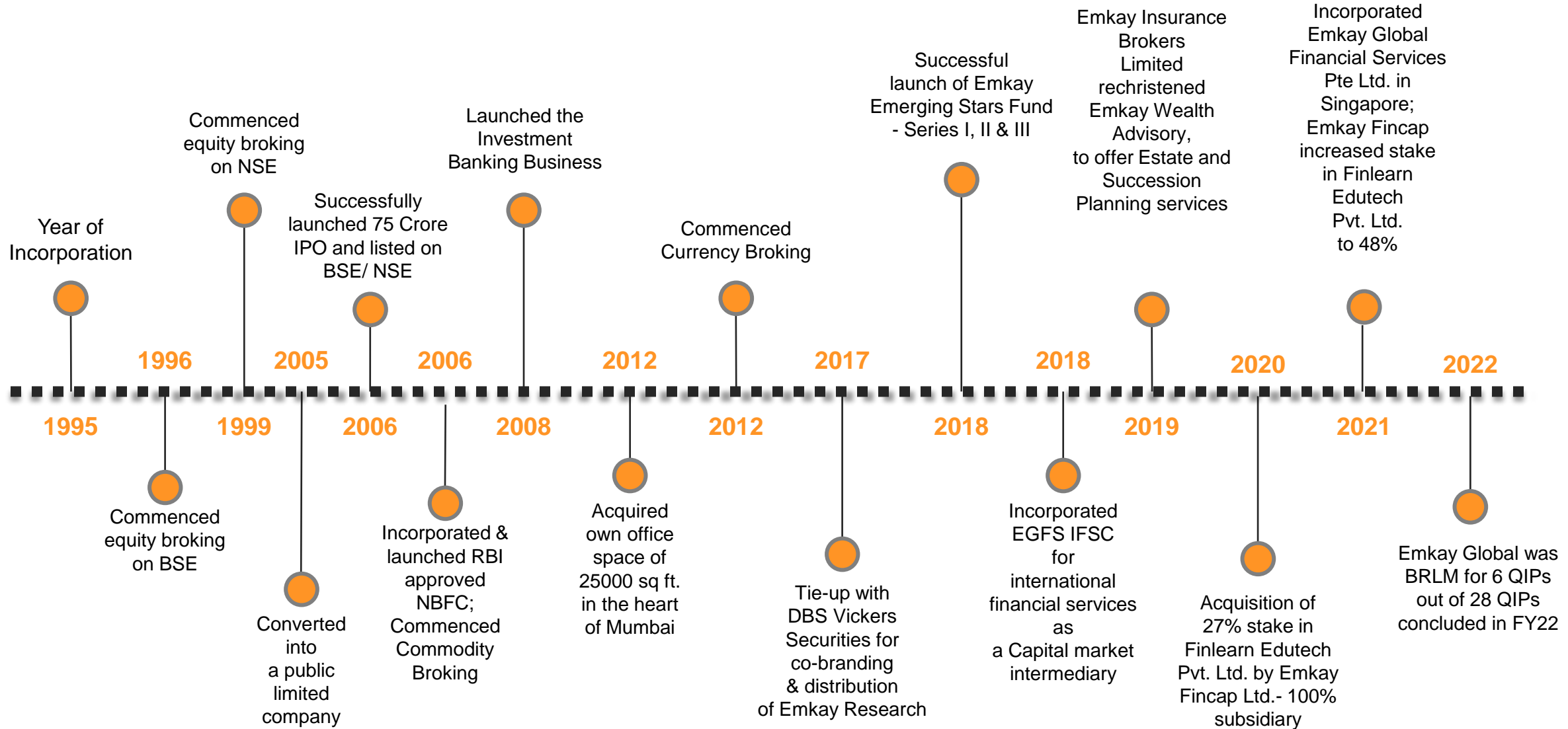
Strong Promoters & Board: Pioneered by first-generation entrepreneurs Mr. Krishna Kumar Karwa and Mr. Prakash Kacholia, who come with strong and relevant education and experience, and backed by a Board of visionaries with remarkable track record, our corporate governance and management capabilities continue to remain robust.

04

Significant Research capabilities: Emkay's institutional research covers 216 companies, including active and soft coverage. We cover 41 out of the 50 NIFTY constituents and 28 out of the 30 SENSEX constituents. Our research has won accolades from major International bodies including Asiamoney and Institutional Investor.

THE JOURNEY

Q2 FY 24



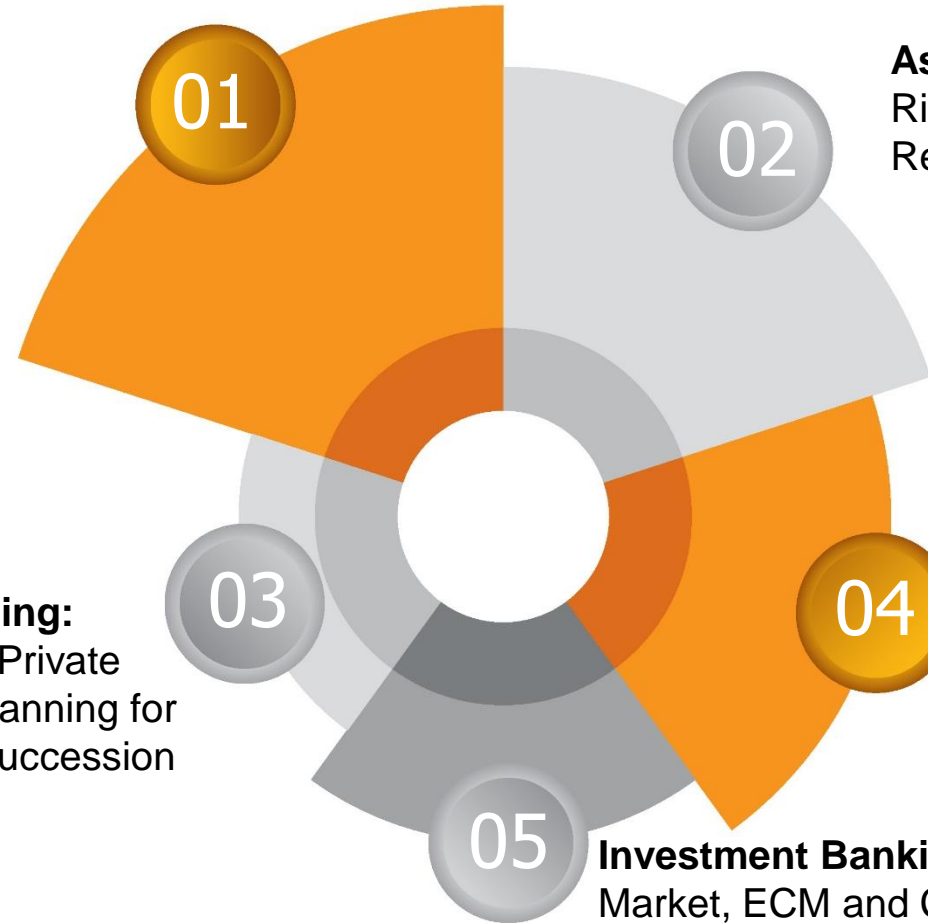
PRODUCTS & SERVICES

Investments:

Institutional & Non-Institutional Equities, Commodities, Currencies, Fixed Income Products

Estate & Succession Planning:

Drafting of Wills, Creation of Private Family Trusts, Succession Planning for Family-owned businesses, Succession Planning for NRIs



Asset & Wealth Management:

Risk Profiling, Asset Allocation, Portfolio Review and Management

Financial Education:

Through FinLearn Academy (an Ed-Tech focused on training in financial markets)

Investment Banking: Caters to Public Market, Private Market, ECM and Corporate Advisory

LLP with Azalea Capital: Structures and facilitates Private financing fundraise of companies (in LCY / FCY) in the form of Structured Financing for both Performing and Distressed companies

THE BOARD

Mr. Sushil Kumar Saboo

Chairman

Group Advisor (Chairman's Office) for Aditya Birla Group, one of the premier business groups of India.

Mr. Krishna Kumar Karwa

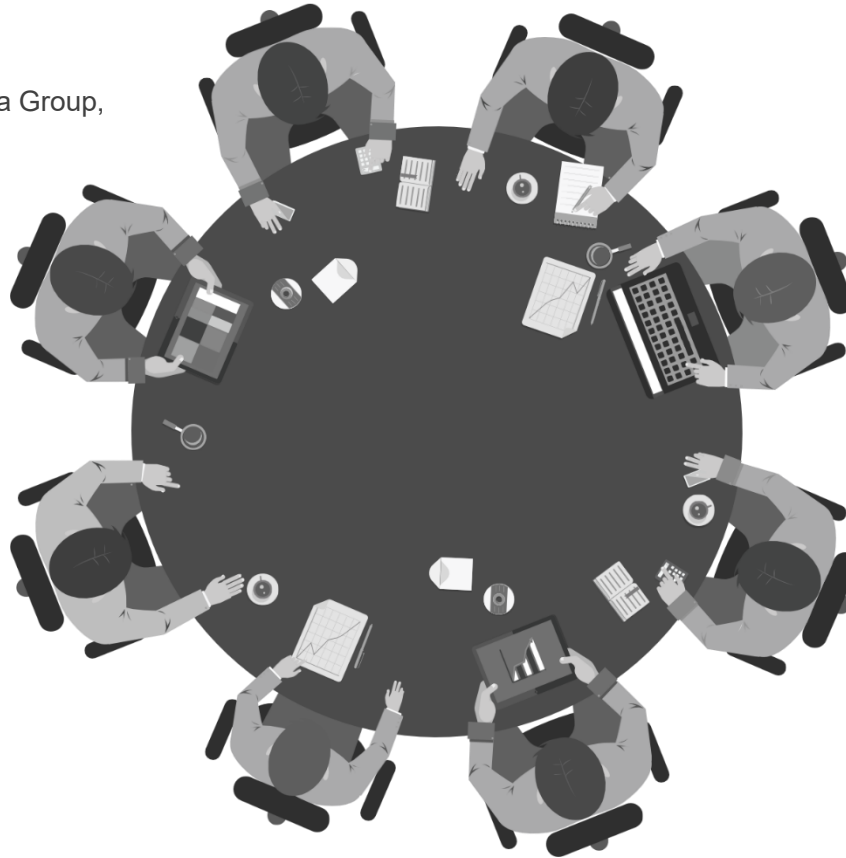
Managing Director

A rank holder member of the ICAI;
Promoter & Managing Director of EGFSL

Mr. Prakash Kacholia

Managing Director

A member of the ICAI;
Promoter and Managing Director of EGFSL



Mr. Girindrachandra Vasudeo

Independent Director

A fellow member of the ICAI, the ICSI; an Associate member of the ICWAI; a law graduate from the University of Mumbai. Retired as MD & Country Manager of SI Group – India Pvt. Ltd.

Mr. Ravikumar Krishnamurthi

Independent Director

A solicitor in the Mumbai High Court and the Supreme Court of England; retired partner of Mulla & Mulla Craigie Blunt & Caroe

Dr. Satish Ugrankar

Independent Director

M.S., D'ORTH (CPS) and F.C.P.S.(CPS), (Mumbai)

Dr. Bharat Kumar Singh

Independent Director

B.E (Mech), MBA (IIM-C), Ph.D (Management Studies) Mumbai University (JBIMS). 46 years of experience across MNCs (ITC & Sandoz) & large Indian business houses(RPG & ABG) in senior capacity.

Mrs. Hutokshi Wadia

Independent Director

B Com., ACA, ACS
Honorary General Secretary and Chief Operating Officer of Indian National Theatre.

SHAREHOLDING SUMMARY



74.49%

Promoters &
Promoter Group

25.51%

General Public

RECENT AWARDS & RECOGNITIONS



Best Technology Team (Wealth Management) at the 2nd Annual NBFC and FinTech Excellence Awards 2023 by Quantic Business Media



Emkay Emerging Stars Fund, our Category III AIF was awarded for **Best post-Covid AIF performance** across all categories (basis 6 months Absolute Returns) by PMS AIF WORLD - 2021



Emkay Wealth Management recognised as **One of the Top 10 Wealth Management Advisors – 2020** by CEO Insights magazine

Q2 FY 24



Emkay Investment Managers Ltd. awarded as **'Most Innovative Company of the Year'** (BFSI), 2022 at National Feather Award event



Asiamoney Brokers Poll is the largest Asia-focused equity services provider poll.

Rankings 2021

- Best Media Team 2
- Best Energy Team 2
- Best Analyst – Energy 1
- Best Analyst – Media 2

CONTACT US



Registered Office
7th Floor, The Ruby,
Senapati Bapat Marg,
Dadar (W),
Mumbai - 400028.



Tel: +91 22 6612 1212
Fax: +91 22 66121299



www.emkayglobal.com