



# PNC Infratech Limited

An ISO : 9001-2008 Certified Company

Ref No: PNC/SE/22/19-20

Date: 27.05.2019

To,  
The Manager  
The Department of Corporate Services  
BSE Limited  
Floor 25, P.J. Towers,  
Dalal Street, Mumbai-400 001  
Scrip code:539150

To,  
The Manager  
The Listing Department  
National Stock Exchange of India Limited  
Exchange Plaza, Bandra Kurla Complex,  
Bandra (East), Mumbai-400 051  
Scrip code: PNCINFRA

Dear Sir,

**Sub: Result Update Presentation on the financial results of the Company for the quarter and year ended March 31, 2019 (Q4 & FY 2018-19)**

We send herewith a copy of Result Update Presentation on Financial Performance for the quarter and year ended March 31, 2019 (Q4 & FY 2018-19).

This information is submitted pursuant to Regulation 30(6) of SEBI (Listing Obligations and Disclosure Requirements) Regulations, 2015.

We request you to take note of the same.

Thanking you,

**For PNC Infratech Limited**

*Tapar Jain*

Tapar Jain  
Company Secretary & Compliance Officer  
ICSI M. No.: A22603



Encl: a/a



**Corporate Office :** PNC Tower,  
3/22-D, Civil Lines, Bypass Road,  
NH-2, Agra-282002

Tel. : 91-562-4054400 (30 Lines)  
91-562-4070000 (30 Lines)

Fax : 91-562-4070011

Email : ho@pncinfratech.com

**Regd. Office :** NBCC Plaza, Tower II,  
4th Floor, Pushp Vihar, Sector-V, Saket  
New Delhi--110017 (India)

Tel. : 91-11-29574800 (10 Lines)  
91-11-29566511, 64724122

Fax : +91-11-29563844

Email : delhioffice@pncinfratech.com

Web. : www.pncinfratech.com

CIN : L45201DL1999PLC195937



# PNC Infratech Limited

Result Update Presentation - Q4 & FY19



This presentation and the accompanying slides (the “Presentation”), which have been prepared by PNC Infratech Limited (the “Company”), have been prepared solely for information purposes and do not constitute any offer, recommendation or invitation to purchase or subscribe for any securities, and shall not form the basis or be relied on in connection with any contract or binding commitment whatsoever. No offering of securities of the Company will be made except by means of a statutory offering document containing detailed information about the Company.

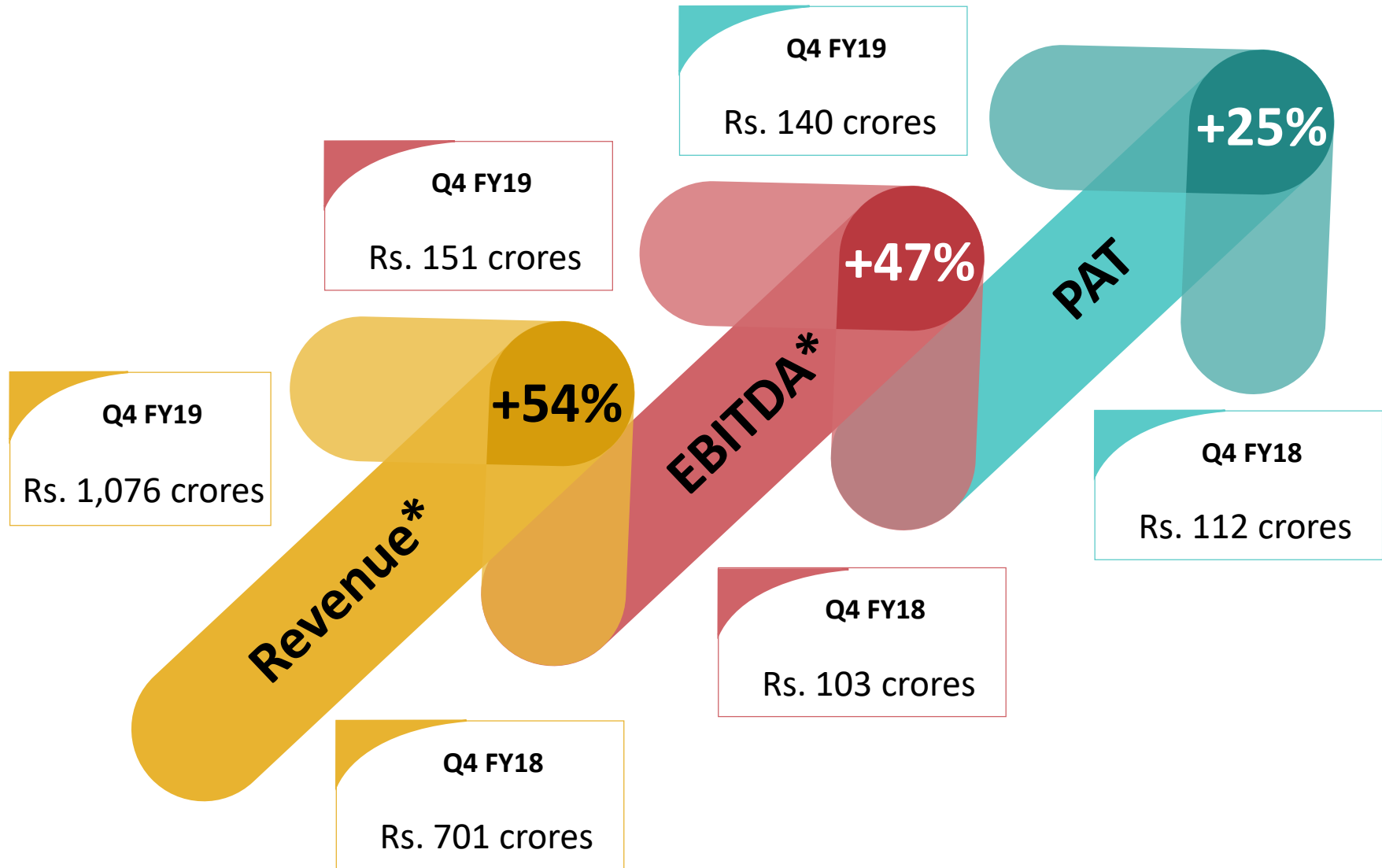
This Presentation has been prepared by the Company based on information and data which the Company considers reliable, but the Company makes no representation or warranty, express or implied, whatsoever, and no reliance shall be placed on, the truth, accuracy, completeness, fairness and reasonableness of the contents of this Presentation. This Presentation may not be all inclusive and may not contain all of the information that you may consider material. Any liability in respect of the contents of, or any omission from, this Presentation is expressly excluded.

This presentation contains certain forward looking statements concerning the Company’s future business prospects and business profitability, which are subject to a number of risks and uncertainties and the actual results could materially differ from those in such forward looking statements. The risks and uncertainties relating to these statements include, but are not limited to, risks and uncertainties regarding fluctuations in earnings, our ability to manage growth, competition (both domestic and international), economic growth in India and abroad, ability to attract and retain highly skilled professionals, time and cost over runs on contracts, our ability to manage our international operations, government policies and actions regulations, interest and other fiscal costs generally prevailing in the economy. The Company does not undertake to make any announcement in case any of these forward looking statements become materially incorrect in future or update any forward looking statements made from time to time by or on behalf of the Company.

1

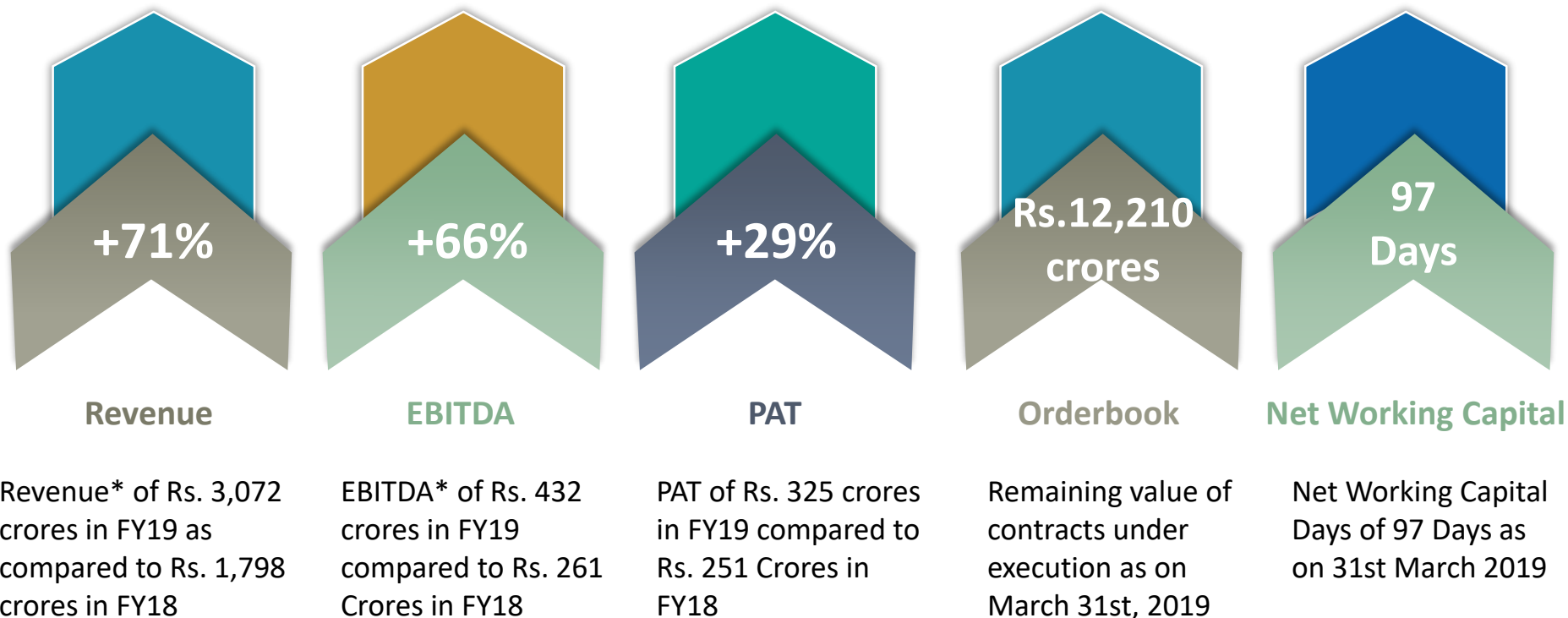
## Key Highlights & Financials

# Key Highlights for Q4 FY19



\* - Excludes bonus of Rs. 58.23 crores from Q4 FY18

# Key Highlights for FY19



\* - Excludes bonus of Rs. 25.30 crores from Q1 FY19 and Rs. 58.23 crores from Q4 FY18

# Key Highlights: Early Completion Bonus



## Agra - Lucknow Expressway

- ✓ Received Rs. 58.23 crore onus for the early completion on 3rd February 2018, **has been accounted in Q4 FY18**
- ✓ Bonus has been calculated at 0.04% of the total contract price, for each day of early completion
- ✓ Project completed 89 days ahead of the scheduled completion
- ✓ Bonus amount is highest amount of early completion bonus ever received by the Company

## Raebareli - Jaunpur BOT (Annuity) Project

- ✓ Received Rs. 33.73 crore towards the 'Bonus Annuity' by one of its subsidiary company namely PNC Raebareli Highways Private Limited on 8<sup>th</sup> May 2018
- ✓ PNC Infratech being the EPC contractor is entitled for 75% of the bonus amount, which is Rs. 25.30 crore, **has been accounted in Q1 FY19 financials**
- ✓ Project completed 96 days ahead of the scheduled completion

## Aligarh - Moradabad Highway Project

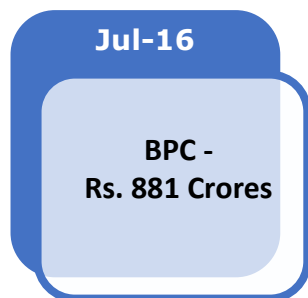
- ✓ Received 'Provisional Completion Certificate' (PCC) for Aligarh - Moradabad Highway Project executed by the Company on EPC mode
- ✓ PCC received on 13th May 2019
- ✓ **Company has become entitled for early completion bonus @ 0.03% of the Contract Price (Rs. 644.5 crore) for each day of early completion**
- ✓ Project completed 73 days ahead of the scheduled completion



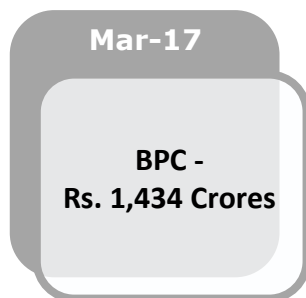
# Financial Closure Achieved for all HAM Projects



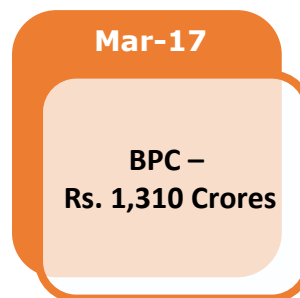
## Financial Closure Achieved for All 7 Projects of which 6 Project are Under Construction



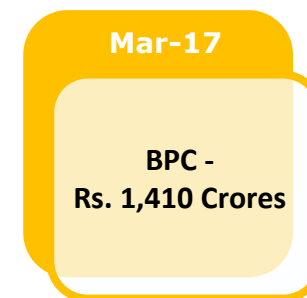
2 laning with paved shoulders of Dausa- Lalsot- Kauthun section of NH-11 A (Extension) in the state of Rajasthan under NHDP IV



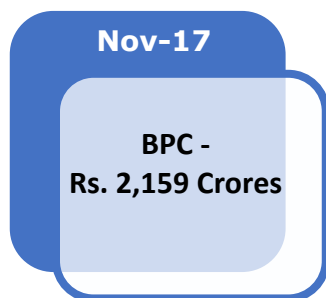
6 laning Chitradurga - Davanagere including Chitradurga bypass, in the state of Karnataka under NHDP V



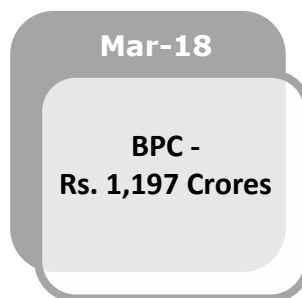
4 laning Jhansi-Khajuraho section of NH 75/76 (Package II) from km 76.30 to km 161.70 in the states of UP & MP under NHDP III



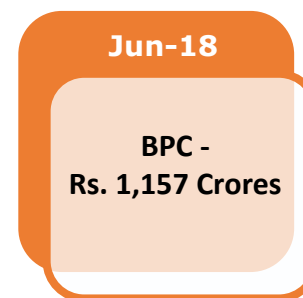
4 laning Jhansi -Khajuraho section of NH 75/76 (Package I) from km 0.00 to km 76.30 in the states of UP & MP under NHDP III



6 laning of Chakeri to Allahabad section of NH - 2 in the state of Uttar Pradesh under NHDP Phase-V



4 laning of Aligarh-Kanpur section of NH - 91 in the state of Uttar Pradesh under NHDP Phase-IV



4 laning of Challakere to Hariyur section of NH - 150 A in the state of Karnataka under Bharatmala Pariyojna

## Appointed Date Awaited for Challakere Hariyur Project



2

## Order-book Details

# Robust Order-book of over Rs. 12,200 crores



- Remaining value of contracts under execution of Rs. 12,210 crores as on March 31, 2019. **The below order is not included in orderbook as on March 31, 2019:**

- ✓ Financial closure achieved and awaiting appointed date for 4 laning of Challakere to Hariyur section of NH 150 A in the state of Karnataka under Bharatmala Pariyojna on HAM for a Bid Project Cost of Rs. 1157.0 Crore with a EPC cost of Rs. 935 crores

Key EPC Projects Under Construction	Awarding Authority	Remaining Value (Rs. Crores)
Nagpur-Mumbai Expressway	MSRDC	1,999
Chakeri-Allahabad	NHAI	1,866
Purvanchal Expressway, Pkg-V	UPEIDA	1,467
Aligarh-Kanpur	NHAI	1,033
Purvanchal Expressway, Pkg-VI	UPEIDA	930
Jhansi –Khajuraho (Package I)	NHAI	825
<b>Top 6 projects</b>		<b>8,120</b>
Other Projects		4,090
<b>Total Order Book</b>		<b>12,210</b>
Top 6 projects as % to Total Order Book		66%

**Road EPC projects constitute 99% of order-book**

# Execution Status of Key Project



Project	Project Type	Execution Status
Nagina-Kashipur	EPC	Appointed Date received and project is under-construction
Koliwar-Bhojpur	EPC	Appointed Date received and project is under-construction
Bhojpur-Buxar	EPC	Appointed Date received and project is under-construction
Varanasi-Gorakhpur	EPC	Appointed Date received and project is under-construction
Aligarh-Moradabad	EPC	Appointed Date received and project is under-construction
Varanasi-Gorakhpur	EPC	Appointed Date received and project is under-construction
Sansarpur-Gobindpur	EPC	Appointed Date received and project is under-construction
Gobindpur-Mojrapur	EPC	Appointed Date received and project is under-construction
Nagpur-Mumbai Expressway, Pkg-IV	EPC	Appointed Date received and project is under-construction
Dausa-Lalsot-Kathun	HAM	Appointed Date received and project is under-construction
Chitradurga-Davanagere	HAM	Appointed Date received and project is under-construction
Jhansi-Khajuraho (Package I)	HAM	Appointed Date received and project is under-construction
Jhansi-Khajuraho (Package II)	HAM	Appointed Date received and project is under-construction
Chakeri to Allahabad	HAM	Appointed Date received and project is under-construction
Aligarh-Kanpur Package-II	HAM	Appointed Date received and project is under-construction
Challakere to Hariyur section	HAM	Financial Closure Achieved, Appointed Date is Awaited

A blue square with a white border containing the number '3' in white, centered on the page.

## PORTFOLIO OF DEVELOPMENT PROJECTS ON PPP MODE

# Sizeable Project Portfolio: Operational Projects



Project	% Stake	Authority	State / Stretch	Type	JV Partners	Kms / Lanes	TPC (Rs. Crs)	Invested Equity (Rs. Crs)	PNC Share of Invested Amount (Rs. Crs)	Grant (Rs. Crs)	Total Debt (Rs. Crs)	Debt as on 31 <sup>st</sup> Mar. '19 (Rs. Crs)
Ghaziabad Aligarh (Note 1)	35%*	NHAI	UP / NH-91	Toll	SREI, Galfar	125 / 4	2,019.0	194.0	67.9 / 118.1#	311.0	1,514.0	1,048
Kanpur Kabrai	100%	NHAI	UP / NH-86	Toll	-	123 / 2	458.5	67.5	67.5	123.0	268.0	194
Gwalior Bhind	100%	MPRDC	MP / NH-92	Toll	-	107.68 / 2	340.3	78.3	78.3	27.0	235.0	189
Bareilly Almora	100%	UPSHA	UP / SH-37	Toll	-	54 / 4	604.5	74.6	74.6	70.0	460.0	436
Rae Bareli Jaunpur	100%	NHAI	UP / NH-231	Annuity	-	166.40 / 2	837.4	139.6	139.6	0.0	697.8	605
Narela Industrial Area	100%	DSIIDC	Delhi / NA	Annuity	-	33 / -	175.0	35.0	35.0	0.0	140.0	82
Kanpur Ayodhya	100%	NHAI	UP / NH-28	OMT	-	217 / 4	-	0.1	0.1	-	-	-
							<b>4,434.7</b>	<b>589.1</b>	<b>463.0 ^</b>	<b>531.0</b>	<b>3,314.8</b>	<b>2,554</b>

**All Projects are Operational**

Note 1 - Signed Share Purchase Agreement for sale of 35% stake with Cube Highways and Infrastructure Pte. Ltd. on May 04, 2019

- Execution of Share Purchase Agreement (SPA) for Divestment of Stake in “Ghaziabad Aligarh Road Project”
  - ✓ Signed SPA for sale of 35% stake (includes 19.88% holding with wholly owned subsidiary of PNC Infratech Ltd.) with Cube Highways and Infrastructure Pte. Ltd. on May 04, 2019
  - ✓ **Total Enterprise Value (EV)** of the entire project is **Rs. 1,834 crores** subject to adjustments of debt and other capital and operational costs at the Closing Date
  - ✓ Likely total **cash inflow of over Rs. 300 crores** for the Company
  - ✓ Rs. 1,060 crores will reduce from the total exposure for Lenders prospects resulting Bankers will be more comfortable for further funding to PNC Group

**Proposed disinvestment is expected to augment financial resources for funding present and future projects**

# Final Arbitration Award in Narela Industrial Estate Project



- Realized Rs. 145.63 crore towards the final arbitration award published in its favour of PNC Delhi Industrialinfra Private Limited on 17<sup>th</sup> May 2019
- ✓ PNC Delhi Industrialinfra Private Limited is a wholly owned subsidiary of the Company and is a concessionaire for the project of “Redevelopment & Management of Narela Industrial Estate in Delhi”
- ✓ The Final Arbitration award was published on 17<sup>th</sup> November 2018
- ✓ **Received total arbitration award of Rs. 188.63 crores**
  - Received Rs. 43.0 crores as an interim award from Delhi State Industrial & Infrastructure Development Corporation (DSIIDC) in January 2018
  - **Received Rs. 145.63 crore from DSIIDC on 17th May 2019**
- ✓ Out of the total amount of Rs. 188.63 crores
  - Rs. 129.0 crore is towards the six outstanding annuities
  - Rs. 59.63 crore is towards interest and other claims



# Sizeable Project Portfolio: HAM Projects



Project	% Stake	Authority	State / Stretch	Type	JV Partners	Kms / Lanes	TPC (Rs. Crs)	Invested Equity (Rs. Crs)	PNC Share of Invested Amount (Rs. Crs)	Total Debt (Rs. Crs)	Debt as on 31 <sup>st</sup> Mar. '19 (Rs. Crs)
Dausa-Lalsot	100%	NHAI	Raj/ NH11A	Hybrid	-	83.45/ 4/2	820	59	59	371	261
Chitradurga – Davanagere	100%	NHAI	Karnataka / NH 48	Hybrid	-	72.7/6	1,338	55	55	606	245
Jhansi-Khajuraho (Package I)	100%	NHAI	UP & MP / NH 75/76	Hybrid	-	76.3 / 4	1,342	64	64	604	140
Jhansi-Khajuraho (Package II)	100%	NHAI	UP & MP / NH 75/76	Hybrid	-	85.4 / 4	1,262	43	43	590	233
Chakeri-Allahabad	100%	NHAI	UP / NH 2	Hybrid	-	145.1 / 6	2,018	3.75	3.75	873	-
Aligarh-Kanpur	100%	NHAI	UP / NH-91	Hybrid	-	45 / 4	1,104	3.25	3.25	500	-
Challakere-Hariyur	100%	NHAI	Karnataka / NH 150 A	Hybrid	-	55.7 / 4	1,013	3.25	3.25	440	-
							<b>8,897</b>	<b>231.25</b>	<b>231.25</b>	<b>2,171</b>	<b>879</b>

**Equity Requirement over the next 2-3 years of approximately Rs. 600 Crs for all 7 HAM projects**

**Financial Closure achieved for all 7 HAM Projects within Stipulated Time**

4

## Annexure I – Summary Financials

# Standalone Profitability Statement – Q4



Rs. Crores	Q4 FY19	Q4 FY18	YoY Growth (%)
<b>REVENUE*</b>	<b>1,075.71</b>	<b>700.65</b>	<b>54%</b>
<b>EBITDA*</b>	<b>151.18</b>	<b>102.68</b>	<b>47%</b>
<b>EBITDA margin*</b>	<b>14.1%</b>	<b>14.7%</b>	<b>-60</b>
Bonus	0.00	58.23	
Other Income	12.26	6.64	
Depreciation	28.22	21.68	
Interest	19.40	8.54	
<b>Profit Before Tax</b>	<b>115.82</b>	<b>137.34</b>	
Total Tax Expenses	-24.11	25.81	
Current Tax	38.90	25.30	
Taxation in respect of earlier years	-65.78	0.0	
Deferred Tax	2.77	0.52	
<b>Profit After Tax</b>	<b>139.93</b>	<b>111.52</b>	<b>25%</b>
<b>PAT Margin</b>	<b>13.0%</b>	<b>15.92%</b>	<b>-291</b>
Total Other Comprehensive Income, net of tax	-0.64	-0.58	
<b>Total Comprehensive income</b>	<b>139.29</b>	<b>110.95</b>	<b>26%</b>
<b>Cash Profit (Total Comprehensive Income + Depreciation)</b>	<b>167.50</b>	<b>132.6</b>	<b>26%</b>
<b>Cash Profit Margin</b>	<b>15.57%</b>	<b>18.93%</b>	<b>-336</b>

\* - Excludes bonus of Rs. 58.23 crores from Q4 FY18

# Standalone Profitability Statement – Full Year



Rs. Crores	FY19	FY18	YoY
<b>REVENUE*</b>	<b>3,071.57</b>	<b>1,798.35</b>	<b>71%</b>
<b>EBITDA*</b>	<b>432.0</b>	<b>260.60</b>	<b>66%</b>
<b>EBITDA margin*</b>	<b>14.1%</b>	<b>14.5%</b>	<b>-43</b>
Bonus	25.30	58.23	
Other Income	43.04	23.02	
Depreciation	92.24	77.20	
Interest	64.09	30.72	
<b>Profit Before Tax</b>	<b>344.04</b>	<b>233.93</b>	<b>47%</b>
Total Tax Expenses	19.13	-17.11	
Current Tax	82.88	32.30	
Taxation in respect of earlier years	-65.78	-49.85	
Deferred Tax	2.03	0.43	
<b>Profit After Tax</b>	<b>324.91</b>	<b>251.04</b>	<b>29%</b>
<b>PAT Margin</b>	<b>10.6%</b>	<b>14.0%</b>	<b>-338</b>
Total Other Comprehensive Income, net of tax	-0.95	-0.41	
<b>Total Comprehensive income</b>	<b>323.96</b>	<b>250.63</b>	<b>29%</b>
<b>Cash Profit (Total Comprehensive Income + Depreciation)</b>	<b>416.21</b>	<b>327.84</b>	<b>27%</b>
<b>Cash Profit Margin</b>	<b>13.55%</b>	<b>18.2%</b>	<b>-468</b>

\* - Excludes bonus of Rs. 25.30 crores from Q1 FY19 and Rs. 58.23 crores from Q4 FY18

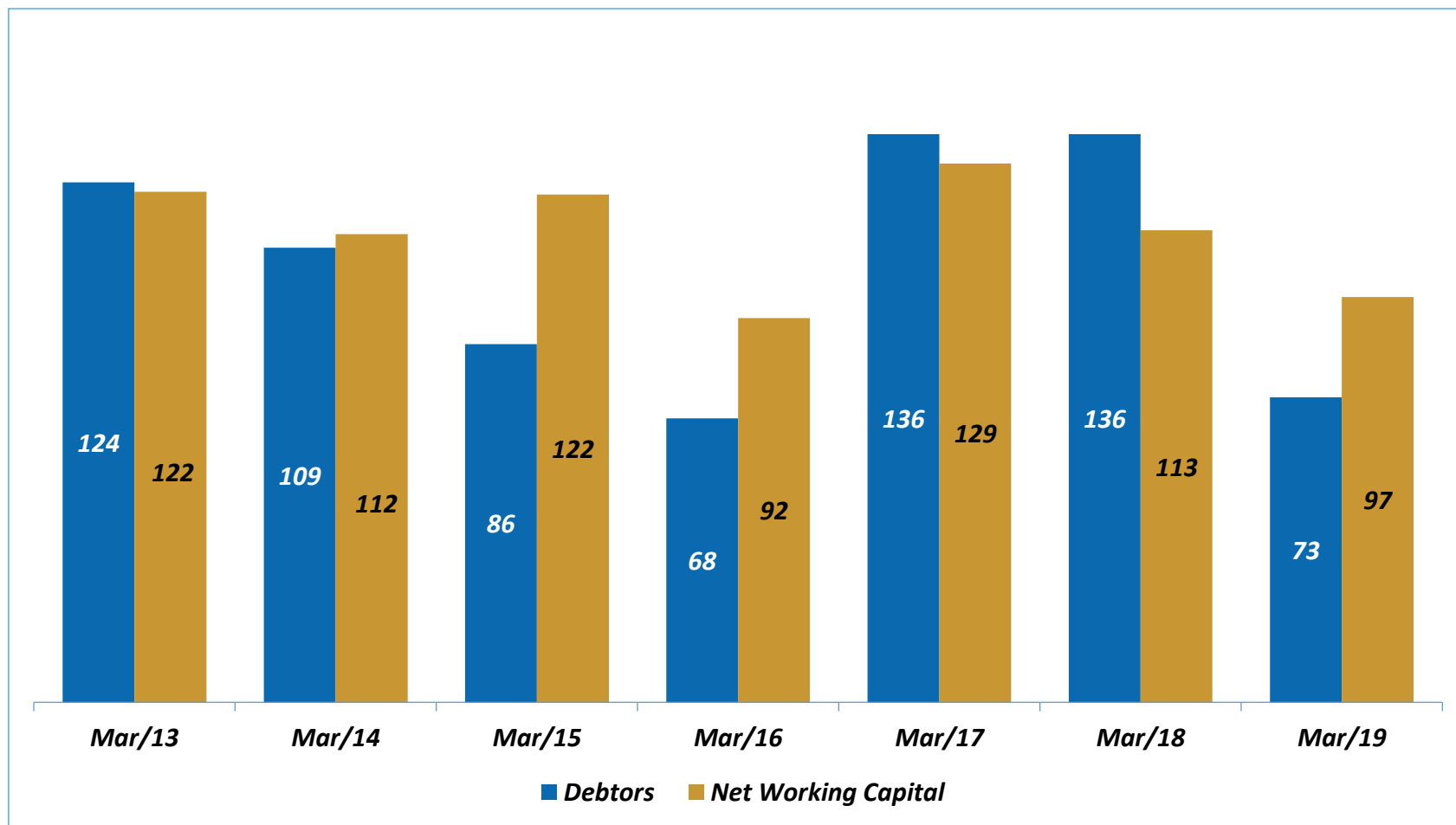
# Standalone Balance Sheet



ASSETS (Rs. Crores)	Mar-19	Mar-18
<b>(1) NON-CURRENT ASSETS</b>		
(a) Property, plant & equipment	613.51	404.81
(b) Capital work-in-progress	6.21	11.14
(c) Intangible Asset	1.98	1.60
(d) Financial assets		
(i) Investments	573.03	494.79
(ii) Other Financial Assets	200.84	167.67
(e) Deferred Tax Asset	0.51	2.03
(f) Other Non - current assets	343.38	298.65
<b>Sub Total (A)</b>	<b>1,739.45</b>	<b>1,380.69</b>
<b>(2) CURRENT ASSETS</b>		
(a) Inventories	403.55	175.75
(b) Financial Assets		
(i) Trade receivables	615.43	689.99
(ii) Cash and cash equivalents	251.87	106.12
(iii) Bank Balances other than (ii) above	57.55	41.17
(iv) Other Financial Assets	459.97	245.08
(c) Current tax assets (net)	0.00	0.00
(d) Other current assets	187.74	147.63
<b>Sub Total (B)</b>	<b>1,976.11</b>	<b>1,405.75</b>
<b>Total Assets (A+B)</b>	<b>3,715.56</b>	<b>2,786.44</b>

EQUITY AND LIABILITIES (Rs. Crores)	Mar-19	Mar-18
<b>EQUITY</b>		
(a) Equity Share capital	51.31	51.31
(b) Other equity	2,063.89	1,755.39
<b>Sub Total (C)</b>	<b>2,115.20</b>	<b>1,806.70</b>
<b>LIABILITIES</b>		
<b>(1) Non-Current Liabilities</b>		
(a) Financial Liabilities		
(i) Borrowings	283.68	128.55
(ii) Other Financial Liabilities excl. provisions	111.41	107.26
(b) Provisions	8.84	4.70
(c) Other Non-Current Liabilities	258.86	57.92
<b>Sub Total (D)</b>	<b>662.80</b>	<b>298.44</b>
<b>(2) Current Liabilities</b>		
(a) Financial liabilities		
(i) Borrowings	0.00	0.00
(ii) Trade Payables	473.74	462.84
(iii) Other Financial Liabilities excl. provisions	287.68	140.49
(b) Other current liabilities	173.30	65.11
(c) Provisions	2.85	12.85
<b>Sub Total (E)</b>	<b>937.57</b>	<b>681.30</b>
<b>Total Equity &amp; Liabilities (C+D+E)</b>	<b>3,715.564</b>	<b>2,786.44</b>

# Net Working Capital Days\*



\* - Standalone

# Consolidated Profitability Statement – Full Year

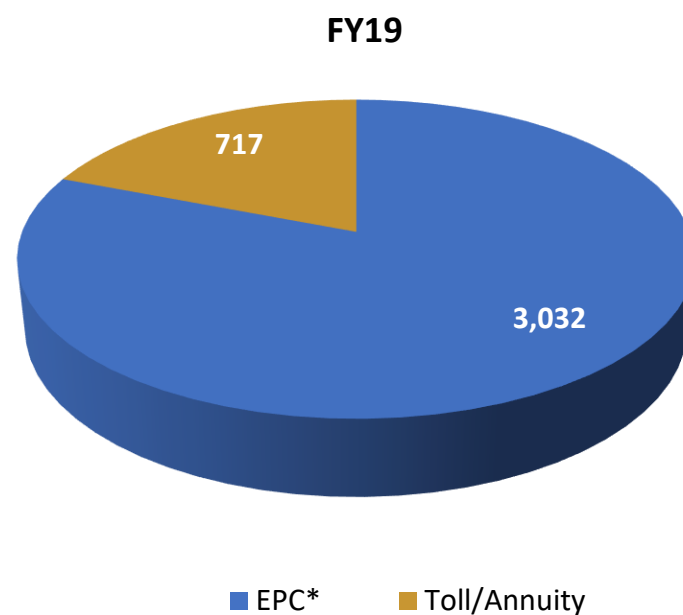
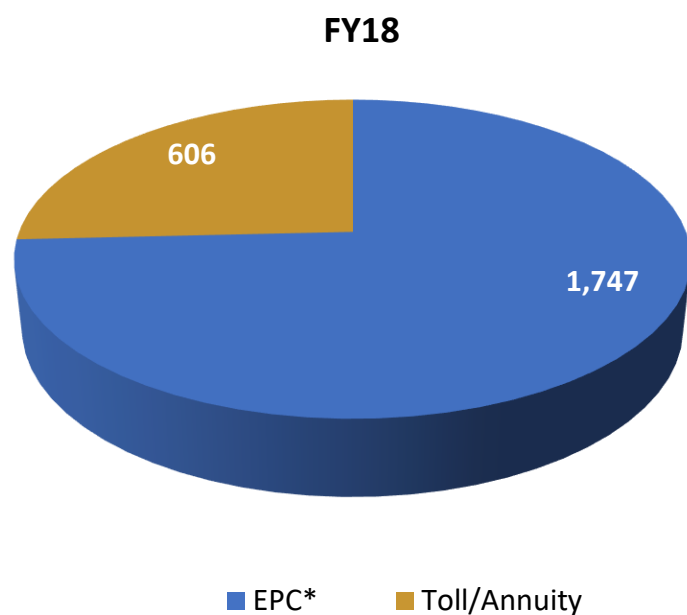


Rs. Crores	FY19	FY18	YoY
<b>REVENUE*</b>	<b>3,749.1</b>	<b>2,353.16</b>	<b>59%</b>
<b>EBITDA*</b>	<b>981.5</b>	<b>710.86</b>	<b>38%</b>
<b>EBITDA margin*</b>	<b>26.2%</b>	<b>30.2%</b>	<b>-403</b>
Bonus	25.30	58.23	
Other Income	46.62	24.35	
Depreciation	346.46	261.81	
Interest	347.98	309.31	
<b>Profit Before Tax</b>	<b>358.98</b>	<b>222.33</b>	<b>61%</b>
Total Tax Expenses	8.31	-26.65	
Current Tax	89.73	35.34	
Taxation in respect of earlier years	-65.77	-49.92	
Deferred Tax	-15.65	-12.06	
<b>Net Profit from Continuing Operations</b>	<b>350.67</b>	<b>248.98</b>	<b>41%</b>
Share in Profit /(Loss) of Associates and Joint Ventures accounted for using equity method	0.70	-5.97	
<b>Net Profit After Tax</b>	<b>351.36</b>	<b>243.01</b>	<b>45%</b>
<b>PAT Margin</b>	<b>9.4%</b>	<b>10.3%</b>	<b>-95</b>
Total other Comprehensive income, net of tax	-0.95	-0.25	
<b>Total Comprehensive income for the Period</b>	<b>350.42</b>	<b>242.76</b>	<b>44%</b>
<b>Cash Profit (Total Comprehensive Income + Depreciation)</b>	<b>696.88</b>	<b>504.57</b>	<b>38%</b>
<b>Cash Profit Margin</b>	<b>18.59%</b>	<b>21.4%</b>	<b>-285</b>

\* - EPC segment Excludes bonus of Rs. 25.30 crores from Q1 FY19 and Rs. 58.23 crores from Q4 FY18



# Segmental Revenue Break-up – Full Year



\* - EPC segment Excludes bonus of Rs. 25.30 crores from Q1 FY19 and Rs. 58.23 crores from Q4 FY18

# Consolidated Balance Sheet



ASSETS (Rs. Crores)	Mar-19	Mar-18
<b>(1) NON-CURRENT ASSETS</b>		
(a) Property, plant & equipment	616.70	409.23
(b) Capital work-in-progress	6.21	11.14
(c) Intangible Asset	1,617.14	1,869.51
(d) Financial assets		
(i) Investments	29.89	29.19
(ii) Trade Receivables	2,195.97	1,640.26
(iii) Other Financial Assets	200.96	167.75
(e) Deferred Tax Asset	38.13	15.07
(f) Other Non - current assets	609.54	349.22
<b>Sub Total (A)</b>	<b>5,314.53</b>	<b>4,491.36</b>
<b>(2) CURRENT ASSETS</b>		
(a) Inventories	403.55	175.75
(b) Financial Assets		
(i) Investments	232.64	140.14
(ii) Trade receivables	519.41	594.53
(iii) Cash and cash equivalents	297.41	144.00
(iv) Bank balances other than (iii) above	111.00	41.17
(iv) Other Financial Assets	176.57	119.48
(c) Current tax assets (net)	0.00	0.00
(d) Other current assets	199.25	195.59
<b>Sub Total (B)</b>	<b>1,939.84</b>	<b>1,410.67</b>
<b>Total Assets (A+B)</b>	<b>7,254.37</b>	<b>5,902.03</b>

EQUITY AND LIABILITIES (Rs. Crores)	Mar-19	Mar-18
<b>EQUITY</b>		
(a) Equity Share capital	51.31	51.31
(b) Other equity	1,973.08	1,637.40
Non Controlling Interest	0.00	0.01
<b>Sub Total (C)</b>	<b>2,024.39</b>	<b>1,688.72</b>
<b>LIABILITIES</b>		
<b>(1) Non-Current Liabilities</b>		
(a) Financial Liabilities		
(i) Borrowings	2,515.07	1,842.72
(ii) Trade Payables	837.29	988.16
(iii) Other Financial Liabilities	111.20	130.20
(b) Provisions	185.08	119.96
(c) Deferred Tax Liability	0.00	0.00
(d) Other Non-Current Liabilities	438.37	155.55
<b>Sub Total (D)</b>	<b>4,087.01</b>	<b>3,236.59</b>
<b>(2) Current Liabilities</b>		
(a) Financial liabilities		
(i) Borrowings	19.50	22.51
(ii) Trade Payables	478.79	472.69
(iii) Other Financial Liabilities	463.26	264.90
(b) Other current liabilities	162.31	199.78
(c) Provisions	19.13	16.84
<b>Sub Total (E)</b>	<b>1,142.98</b>	<b>976.71</b>
<b>Total Equity &amp; Liabilities (C+D+E)</b>	<b>7,254.37</b>	<b>5,902.03</b>

5

## Annexure II – Company Overview



## Established track record of timely/early completion of projects



Infrastructure construction, development and management company; expertise in execution of projects including highways, bridges, flyovers, airport runways, industrial areas and transmission lines



Executed 64 major infrastructure projects spread across 13 states, of which 41 are road EPC projects; currently executing 21 projects



Large fleet of sophisticated equipment and professionally qualified & experienced employee base



Operating 6 BOT & 1 OMT project, comprising of both toll & annuity assets; Total 7 HAM projects comprising - 6 HAM project under-construction, for balance 1 projects Financial Closure is achieved and Appointed date is awaited

**Strong credit rating of CARE AA- for Long Term, CARE A1+ for Short Term Loans, "Stable" outlook**

# Business Overview



Design, procurement and construction of track and track related works on Mughalsarai - Sonnagar section of Dedicated Eastern Freight Corridor on EPC basis – under execution

Set up power transmission lines of approximately 350 km of 132/220 kilovolt lines on a turn-key basis

Operating 6 BOT & 1 OMT project, comprising of both toll & annuity assets; Total 7 HAM projects comprising - 6 HAM project under-construction, for balance 1 projects Financial Closure is achieved and Appointed date is awaited

**Industrial Area Development**

**Dedicated Freight Corridor / Railways**

**Roads & Highways EPC**

**Power Transmission**

**Airport Runways**

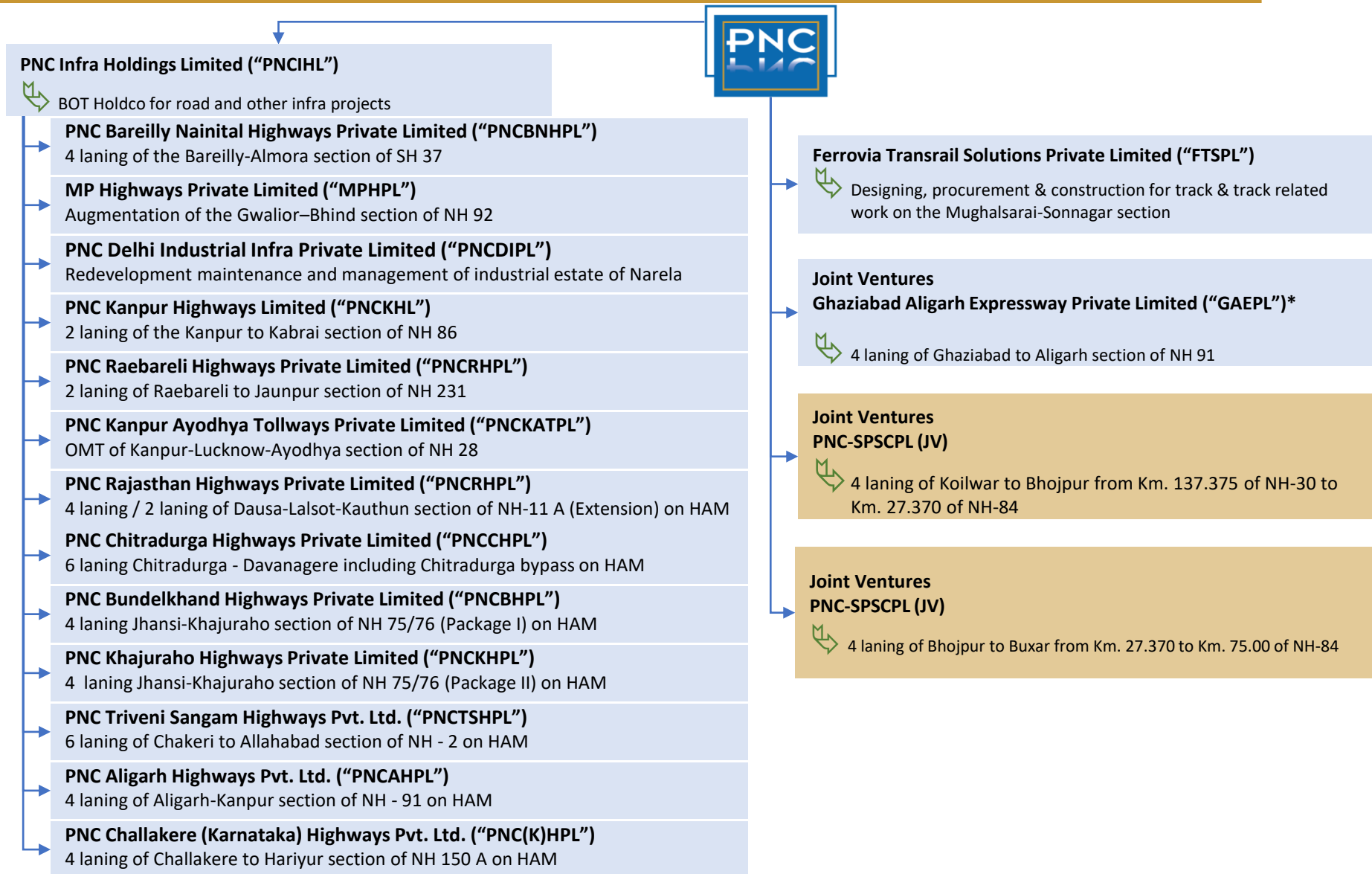
**Roads & Highways BOT / OMT/ HAM**

Completed first of its kind BOT annuity project - area redevelopment and management of Industrial Estate of Narela, New Delhi for Delhi State Industrial & Infrastructure Development Corporation (DSIIDC)

Completed 41 infrastructure road projects on EPC basis

Executed 20 airport runway projects across India & received 'Super Special' class certification from Military Engineering Services

# Corporate Structure



\* - Signed SPA for sale of 35% stake with Cube Highways and Infrastructure Pte. Ltd. on May 04, 2019

# Integrated Business Model



## Equipment Bank

- Ownership of a fleet of modern equipment enables quick mobilization besides ensuring continuous availability of critical equipment
- Reduces costs and facilitates timely completion of projects through enhanced control



## In-house Design & Engineering

- Controls the entire process from conceptualization to commissioning of a given project which helps in providing customized solutions as per clients' specific requirements



## Own Quarries / Raw Material Sourcing

- Own / Leasing of Quarries helps in securing of raw material and project completion within scheduled time & budget



## In-house Construction

- Ensuring timely completion of projects, reducing reliance on third parties and lowering costs






## Man and Machine added to execute more projects

- Strengthening of In-house execution team with induction of engineers with strong technical knowledge
- Investments in Machinery over the years to augment and upgrade the execution capabilities

## Strong Credit Rating

- Long term bank facilities “CARE AA- (Double A Minus)”
- Short term bank facilities “CARE A1+ (A One plus)”
- “Stable” outlook



## Enhanced Working Capital Limits

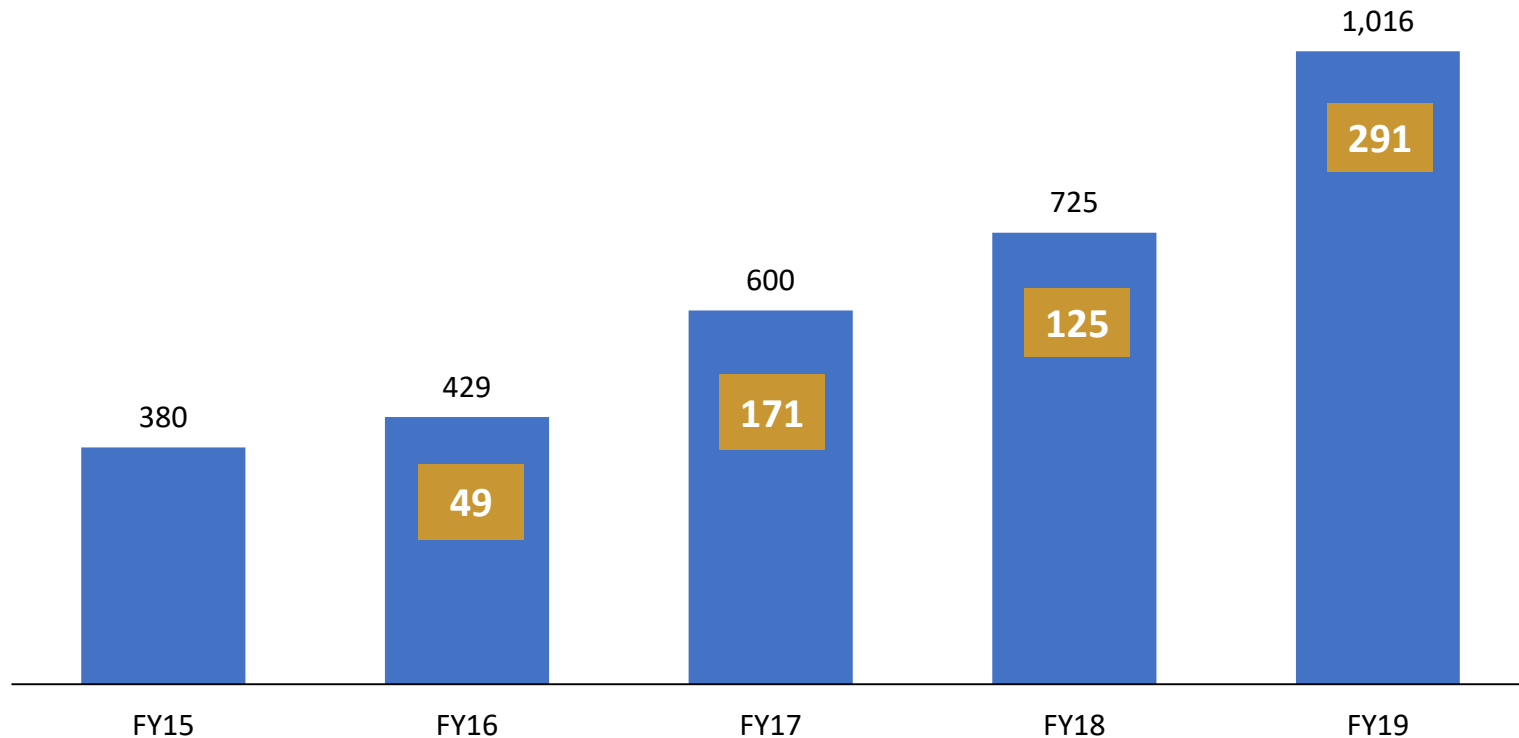
- Enhanced Fund Based Limits from Rs. 650 crores to Rs. 750 crores which will enable us to execute projects without financial constraints
- Enhanced Non-Fund Based Limits from Rs. 2,650 crores to Rs. 3,350 crores will enable to Bid for higher no. of projects which are larger in size

# Enhanced to augment & upgrade the execution



Rs. Crores

■ - Capex addition



Capex over last 4 years will enable us to achieve a Turnover of over Rs. 5,000 crores

# In-house Equipment Bank



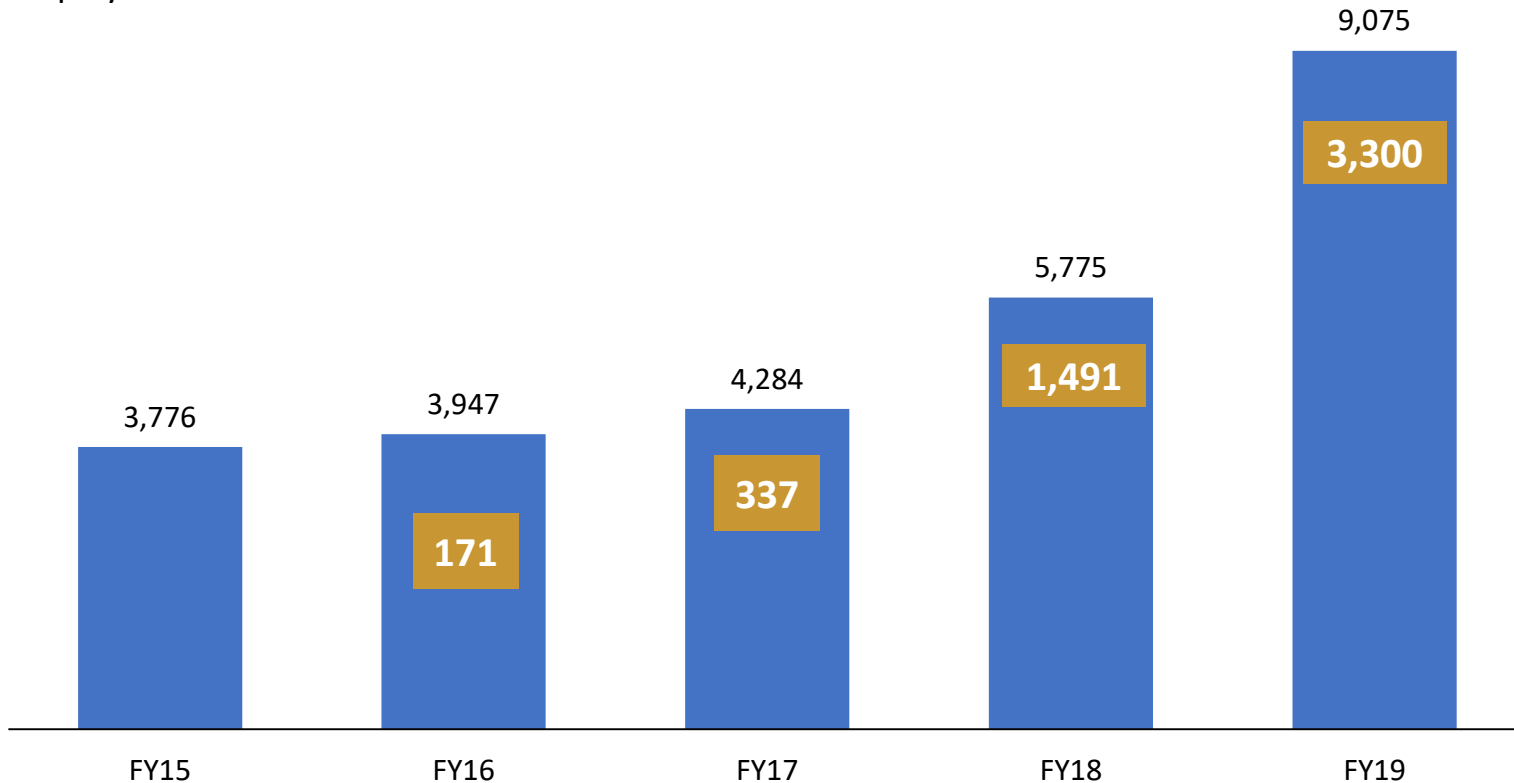
Name of Machinery	OEM	Quantity
Heavy Duty Vehicles	Ashok Leyland, Tata Motors	1,178
Diesel Generators	Cummins/Jackson, Sudhir, Kirloskar, A/L, Greaves, Prakash, Escorts	469
Light Duty Vehicles and Attachments	Mahindra, Tata, Farm Trac, John Deere	399
Passenger Vehicles	Toyota, Mercedes, Tata, Mahindra, BMW	143
Backhoe Loader	CAT, JCB	130
Storage Tank	--	125
Weigh Bridge upto 100 Ton	Ashbee/ Vishwakarma/ Jyoti Weighing	108
Hydraulic Excavators	Komatsu, CAT, Volvo, Dozco	107
Wheel Loaders	CAT, HM, Liugong	107
Soil Compactors	Escorts, Greaves, IR, Volvo, HAMM	106
Air Compressor (Upto 350 CFM)	IR, Local	92
Paver Finisher (Concrete / Bituminous / Slipform)	Voegel, Wirtgen, Volvo, IR, Apollo, Multiquip	80
Vibratory Tandem Rollers	IR, HAMM, Dynapac	78
Motor Grader and Dozers	CAT, Volvo, Sany, SEM	74
Concrete Batching Plant & Concrete Mixture	Schwing Stetters, Universal, Allen Buildwell	68
Cranes (Goliath, Tower, Hydra)	Alpha, CAT, Escorts	47
Tar Boiler/Bitumen Distributor	Local, Apollo, Allwin	44
Tower Light	Bellstone, IR, Akshay Patra, Prakash	38
Crusher Plants & Sand Screen/Washing Plant	Metso, Terex, Local, Wier Minerals	35
Static Roller / Plate Compactors	Atlas Copco, Local	34
Broomer	Apollo, Allwin	33
Hot Mix Plants	Apollo, Linnhoff, Speco, Shiv Shakti	21
Wet Mix Plants	Apollo, Everest, Shiv Shakti	21
Kerb Paver	Apollo, Arrow, Roadtech	20
Concrete Pump and Placer	Schwing Stetter, Putz, Greaves, Surilla	20
PTR	HAMM, IR, Greaves	12
Chilling Plant	Schwing Stetter	11
Milling Machine	Wirtgen	3
<b>Gross Block*</b>		<b>Rs. 1,016 crores</b>

# Strengthening of In-house execution team



Current Total Employees: Over 9,000

■ - Employee addition



**Strengthening of In-house execution team with induction of engineers with strong technical knowledge**

# Strong Credit Rating



## Reaffirmed

- PNC Infratech Ltd.
  - ✓ Long term bank facilities stands at **CARE AA- (Double A Minus)**
  - ✓ Short term bank facilities stands at **CARE A1+ (A One plus)**
- PNC Delhi Industrialinfra Pvt. Ltd.
  - ✓ Long term bank facilities at **CARE BBB; Stable (Triple B; Outlook: Stable)**
- PNC Bareilly Nainital Highways Pvt. Ltd.
  - ✓ Long term bank facilities at **CARE BBB; Stable (Triple B; Outlook: Stable)**
- PNC Rajasthan Highways Pvt. Ltd.
  - ✓ Long term bank facilities at **CARE A-; Stable (Single A Minus; Outlook: Stable)**
  - ✓ Short term bank facilities at **CARE A1 (A One)**
- PNC Raebareli Highways Pvt. Ltd.
  - ✓ Long term bank facilities (Senior Debt) at **CARE AA; Stable [Double AA; Outlook: Stable]**
  - ✓ Long term bank facilities (Subordinate Debt) at **CARE AA-; Stable [Double AA Minus; Outlook: Stable]**

## Reaffirmed

- PNC Khajuraho Highways Pvt. Ltd.
  - ✓ Long term bank facilities at **CARE A-; Stable (Single A Minus; Outlook: Stable)**
- PNC Chitradurga Highways Pvt. Ltd.
  - ✓ Long term bank facilities at **CARE A-; Stable (Single A Minus; Outlook: Stable)**
- MP Highways Pvt. Ltd.
  - ✓ Long term bank facilities at **CARE A; Stable (Single A; Outlook: Stable)**

## Assigned

- PNC Bundelkhand Highways Pvt. Ltd.
  - ✓ Assigned **CARE A-; Stable (Single A Minus; Outlook: Stable)** on long term bank facilities
- PNC Triveni Sangam Highways Pvt. Ltd.
  - ✓ Assigned Provisional **CARE A-; Stable (Provisional Single A Minus; Outlook: Stable)** on long term bank facilities
- PNC Aligarh Highways Pvt. Ltd.
  - ✓ Assigned Provisional **CARE A; Stable (Provisional Single A; Outlook: Stable)** on long term bank facilities

# Experienced Promoters



**Mr. Pradeep Kumar Jain**

**Chairman & Managing Director**

- Over 39 years of experience in the construction, infrastructure sector and allied areas
- Responsible for overall administration and supervision of projects and liaison with agencies



**Mr. Naveen Kumar Jain**

**Promoter**

- Over 30 years of experience in industries such as construction, cold storage, transportation, machineries and transport organization



**Mr. Chakresh Kumar Jain**

**Managing Director & CFO**

- Over 29 years of experience in development of infrastructure sector, such as construction of highways, airports, rail over-bridges among others
- Responsible for overall finance, project management and administration



**Mr. Yogesh Kumar Jain**

**Managing Director**

- Over 24 years of experience in planning, execution, supervision of work starting from pre-qualification and tendering up to completion and handing over of sites
- Responsible for technical supervision of projects up to completion stage of such projects

# Board of Directors



**Mr. Pradeep Kumar Jain**

*CMD*



**Mr. Chakresh Kumar Jain**

*Managing Director & CFO*



**Mr. Yogesh Kumar Jain**

*Managing Director*



**Mr. Anil Kumar Rao**

*Whole-time Director*



**Mr. Krishan Kumar Jalan (IAS)**

*Additional Independent Director*



**Mr. Gauri Shankar**

*Independent Director*



**Mr. Chhotu Ram Sharma**

*Independent Director*



**Mr. Ashok Kumar Gupta**

*Independent Director*




**Ms. Deepika Mittal**

*Independent Director*



# Clientele



Uttar Pradesh Power Corporation Limited





## Diversification

### Diversification:

- Leveraging Strong Project Execution track record to diversify into new functional areas of infrastructure development
- Expand presence in development of industrial areas and dedicated freight corridor projects
- Diversify into waste management, water-related infrastructure projects such as river-connecting

## Competitiveness

### Competitiveness:

- Improve performance and competitiveness of existing business through investments in technology, equipment and skilled manpower
- Investments in modern equipment will ensure cost effective execution

## Focused Approach

### Focused Approach:

- Continue to focus on our Core EPC Strength & Regional Expertise
- Increase presence in BOT, OMT & HAM projects by leveraging our technical and financial credentials developed through our focus on core EPC projects

## Strong Relationships

### Strong Relationships:

- Maintaining Strategic Alliances with companies whose Resources, Skills & Strategies for synergy
- Enter into project-specific JVs or sub-contracting relationships

**For further information, please contact:**

**Company :**

PNC Infratech Ltd  
CIN: L45201DL1999PLC195937

Mr. D. K. Maheshwari  
Vice President - Finance

[dkm@pncinfratech.com](mailto:dkm@pncinfratech.com)

[www.pncinfratech.com](http://www.pncinfratech.com)

**Investor Relations Advisors :**

Strategic Growth Advisors Pvt. Ltd.  
CIN: U74140MH2010PTC204285

Mr. Jigar Kavaiya  
Group Account Head  
+91-9920602034

[jigar.kavaiya@sgapl.net](mailto:jigar.kavaiya@sgapl.net)

[www.sgapl.net](http://www.sgapl.net)