

Ref: SEL/2020-21/75

February 15, 2021

To,
The Dy. Gen Manager
Corporate Relationship Dept.
BSE Limited
PJ Tower, Dalal Street,
Mumbai- 400 001

To,
National Stock Exchange of India Ltd.
Exchange Plaza, Plot no. C/1, G Block,
Bandra-Kurla Complex, Bandra (E),
Mumbai - 400 051
Fax : 022-26598237-38

Equity Scrip Code:532710

Equity Scrip Name: SADBHAV

**Sub: Publication of Unaudited Financial Results for the Quarter/Nine months ended on
December 31, 2020 - Newspaper Publication.**

Dear Sirs,

In compliance of provisions of Regulation 47 of the SEBI (Listing Obligations and Disclosure Requirements) Regulations, 2015, we enclosed the copies of newspaper advertisement for financial results of the company for the quarter/nine months ended on December 31, 2020 (Q3) which have been Published on dated February 13, 2021 in Financial Express Newspaper in Ahmedabad Edition (English and Gujarati language). The aforesaid results have been approved by the Board of Directors in its meeting held on February 12, 2021.

You are requested to take the above on your record.


Thanking You,

Yours Faithfully,

For Sadbhav Engineering Limited



Tushar Shah
Company Secretary
Mem. No. F7216



Encl: As Above

Sadbhav Engineering Limited

Regd Office : "Sadbhav House"


Opp. Law Garden Police Chowki,

Ellisbridge, Ahmedabad- 380006.

T : +91 79 26463384 F : +91 79 26400210

Web : www.sadbhav.co.in

E : info@sadbhav.co.in CIN : L45400GJ1988PLC011322



ORIENT TRADLINK LIMITED				
CIN: L65910GJ1994PLC022833				
Reg. Off: 801-A, 8th Floor, Mahalay Building, Behind Fairdeal House, Off: C. G. Road, Swastik Cross Roads Navrangpura, Ahmedabad-380009 Gujarat India				
Website: www.orienttradlink.in, Email id: orient.tradelink@gmail.com				
EXTRACT OF STATEMENT OF UN-AUDITED STANDALONE FINANCIAL RESULTS FOR THE QUARTER ENDED 31.12.2020				
Sr. No.	Particulars	(Amount in Rs.)		
		Current Quarter	Year to Date figure 9	Corresponding 3 Month
6	Equity Share Capital (Face Value Rs.10/- each)	1232.50	1232.50	1232.50
7	Reserves (excluding Revaluation Reserve as shown in the Audited Balance Sheet of previous year)	0.00	0.00	0.00
8	Earnings Per Share (of Rs.10/- each) (for continuing and discontinued operations) -			
	(a) Basic EPS	0.05	0.34	0.56
	(b) Diluted EPS	0.05	0.34	0.56

Notes:

- The above is an extract of the detailed format of Unaudited Financial Results for the Quarter and Nine Months ended on 31.12.2020 filed with the Stock Exchanges under Regulation 33 of the SEBI (Listing Obligations and Disclosure Requirements) Regulations, 2015. The full format of the Quarterly and Nine Month Unaudited Financial Results are available on the Stock Exchanges websites: www.bseindia.com and www.cse-india.com and on the Company's Website: www.panthinfinity.com
- The above financial Results have been reviewed by the Audit Committee and approved by the Board of Directors at their respective meetings held on 12th February, 2021.
- The results have been prepared in accordance with the Indian Accounting Standards (Ind AS) as prescribed under Section 133 of the Companies Act, 2013 read with relevant rules issued thereunder.

For PANTH INFINITY LIMITED
sd/-
Jinay Koradiya
Chairman & Managing Director
DIN: 03362317

Place : Surat.
Date : 12-02-2021

PUNCOM				
Regd Office : B-91, Phase VIII, Industrial Area, S A S Nagar (Mohali)-160071 (CIN:L32202PB1981SGC004616) (Web: www.puncom.com)				
UNAUDITED FINANCIAL RESULTS FOR THE QUARTER ENDED 31ST DECEMBER, 2020				
(Taken on record by the Board in their Meeting held on 12th February, 2021) (Rs. in lacs)				
Sr. No.	Particulars	Quarter Ended	Year Ended	Quarter Ended
		31.12.2020	31.03.2020	31.12.2019
		(Unaudited)	(Audited)	(Unaudited)
1	Total income from operations	637.21	2,759.85	914.46
2	Net Profit / (Loss) for the period (before Tax, Exceptional and/or Extraordinary items)	(260.35)	(1,143.04)	(213.95)
	Net Profit / (Loss) for the period after tax (after Exceptional and/or Extraordinary items)	(260.35)	(1,143.04)	(213.95)
6	Equity Share Capital	270.70	270.70	270.70
7	Other Equity	-	2.054	-
8	Earning per share (Face value of ₹ 10/- each) (Not Annualised) Basic and Diluted (₹)	(8.61)	(10.78)	1.48
		(29.33)	8.19	6.54
		(7.86)	(13.14)	0.42
		(31.09)	7.40	1.91

Notes:

- The standalone unaudited financial results of M/s Orient Beverages Ltd. (the 'Holding Company') for the Quarter and nine months ended 31st December, 2020 and consolidated unaudited financial results of the Holding Company and its subsidiaries (M/s Sharad Quench Pvt. Ltd. and M/s Satyanarayan Rice Mill Pvt. Ltd.) for the quarter and nine months ended 31st December, 2020 have been reviewed by the Audit Committee and approved by the Board of Directors at their meeting held on 12th February, 2021.
- Due to nationwide lockdown from 25th March, 2020 to 31st May, 2020 and further partial lock down in the State of West Bengal, the Holding Company's as well as Group's Sales, Profitability and over all performance has been affected very badly. The Holding Company/ Group has assessed its assets and liabilities as on the date of meeting and has concluded that no material adjustments are required in the financial statements. The Holding Company/ Group continues to closely monitor the rapidly changing situation. The impact of COVID-19 on the Group's financial results may differ from that estimated as at the date of approval of these financial results.
- The above is an extract of the detailed format of the Financial Results for the Quarter and nine months ended 31st December, 2020 filed with the Stock Exchanges under Regulation 33 of the SEBI (Listing Obligations and Disclosure Requirements) Regulations, 2015. The full format of the Quarterly Standalone and Consolidated Financial Results are available on the websites of the Stock Exchange at www.bseindia.com and www.cse-india.com and also on the Company's website at www.obl.org.in

Place : Kolkata
Dated : 12.02.2021

E-Tender Notice				
DAHOD SMART CITY DEVELOPMENT LIMITED				
Dahod Smart City Development Limited (DSCDL) invites online E-Tenders for "Procurement, Customization, Testing, Supply, Commissioning, Design, Manufacture & Supply of 4 Nos. Midi CNG Non-AC buses with 3-year Warranty for Dahod City under "Smart City Mission" Tender ID : 448939				
Estimated Cost (In Rs.)	Rs. 1.28 Cr/-			
EMD (In Rs.)	Rs. 1,27,680/-			
Tender Fee (In Rs.)	Rs. 10,000/-			
Last Date for online Submission of Tender Document	26/02/2021			

By Order of the Board
For ORIENT BEVERAGES LTD.
N. K. Poddar
Chairman
DIN- 00304291

ATLANTIC COMMERCIAL COMPANY LIMITED							
Regd. Office: Unit No 2053, 2nd Floor, Plaza-II, Central Square, 20, Manohar Lal Khurana Marg, Bara Hindu Rao Delhi 110006							
CIN: L51909DL1985PLC020372, Ph: 011-41539140							
E-mail ID: limitedatlantic@gmail.com, Website: www.atlantic-commercial.com							
EXTRACT OF STATEMENT OF UNAUDITED FINANCIAL RESULTS FOR THE THIRD QUARTER AND NINE MONTHS ENDED 31ST DECEMBER, 2020							
(₹ in Lakh, except per share detail)							
Sl.	Particulars	Quarter ended			Nine months ended on		Year ended
		31.12.2020	30.09.2020	31.12.2019	31.12.2020	31.12.2019	31.03.2020
		Unaudited	Unaudited	Unaudited	Unaudited	Unaudited	Audited
1	Total income from operations	0.01	0.05	0.06	0.10	0.07	5.11
2	Net Profit / (Loss) for the period (before tax, Exceptional and/or Extraordinary items)	(0.32)	(0.67)	(0.78)	(2.62)	(2.76)	1.62
3	Net Profit / (Loss) for the period before tax (after Exceptional and/or Extraordinary items)	(0.32)	(0.67)	(0.78)	(2.62)	(2.76)	1.62
4	Net Profit / (Loss) for the period after tax (after Exceptional and/or Extraordinary items)	(0.32)	(0.68)	(0.82)	(2.64)	(2.75)	1.18
5	Total Comprehensive Income for the period (Comprising Profit / (Loss) for the period (after tax) and Other Comprehensive Income (after tax))	(0.32)	(0.68)	(0.82)	(2.64)	(2.75)	1.18
6	Equity Share Capital	73.50	73.50	73.50	73.50	73.50	73.50
7	Reserves (excluding Revaluation Reserve) as shown in the Audited Balance Sheet of the previous period	-	-	-	-	-	47.26
8	Earnings per share (of ₹10/- each) (for continuing and discontinued operations) -						
	1. Basic (in ₹):	(0.04)	(0.10)	(0.11)	(0.36)	(0.37)	0.16
	2. Diluted (in ₹):	(0.04)	(0.10)	(0.11)	(0.36)	(0.37)	0.16

Notes:

- The above is an extract of the detailed format of Financial Results for the third quarter and nine months ended 31st December, 2020 filed with the Stock Exchange under Regulation 33 of the SEBI (Listing Obligations and Disclosure Requirements) Regulations, 2015. The full format of the Financial Results for the third quarter and nine months ended 31st December, 2020 are available on the websites of the Stock Exchange (www.mseil.in) and on the company's website (www.atlantic-commercial.com).

For Atlantic Commercial Company Limited
sd/-
Narendra Kishore Gaur
Chairman
DIN - 00168265

Place: New Delhi
Date: 12.02.2021

Sadbhav		SADBHAV ENGINEERING LIMITED							
CIN NO.: L45400GJ1988PLC011322		Corp. Office: "Sadbhav" Near Havmor Restaurant, B/h Navrangpura Bus Stand, Navrangpura, Ahmedabad-380009, Gujarat							
Tel:- 9179 26464632. F:- 9179 40400444 E:- selinfo@sadbhav.co.in web:- www.sadbhaveng.com		EXTRACT OF UNAUDITED FINANCIAL RESULTS (STAND ALONE & CONSOLIDATED) FOR THE QUARTER AND NINE MONTHS ENDED 31ST DECEMBER, 2020							
		(Rs in Lakhs)							
Sr No	Particulars	Standalone				Consolidated			
		Quarter ending	Nine Months ending	Quarter ending	Year Ended	Quarter ending	Nine Months ending	Quarter ending	Year Ended
		31-12-2020	31-12-2020	31-12-2019	31-03-2020	31-12-2020	31-12-2020	31-12-2019	31-03-2020
		Unaudited	Unaudited	Unaudited	Audited	Unaudited	Unaudited	Unaudited	Audited
1	Total Income from operations (net)	56927.53	125765.25	47440.23	236750.75	78919.37	186642.56	77896.73	386215.54
2	Net Profit/(Loss) for the period (before Tax, Exceptional items)	1522.94	(996.57)	1262.05	9273.50	(2730.45)	(20721.48)	(10230.06)	(29470.30)
3	Net Profit/(Loss) for the period (before Tax and after Exceptional items)	1522.94	(996.57)	1262.05	10974.94	(2730.45)	(20721.48)	(10230.06)	120631.04
4	Net Profit for the period after tax & after Exceptional items	1516.38	(617.56)	1165.50	8515.50	(4136.01)	(22522.87)	(10458.61)	110624.40
5	Total Comprehensive Income for the period (Comprising Profit for the period (after tax) and other Comprehensive Income (after tax))	1488.45	(731.97)	1205.93	8849.99	(4163.94)	(22637.28)	(10418.18)	110961.29
6	Paid up Equity Share Capital (face value of Re. 1 each)	1715.71	1715.71	1715.71	1715.71	1715.71	1715.71	1715.71	1715.71
7	Reserve (excluding revaluation reserve) as shown in the Audited Balance Sheet of previous year	-	-	-	208682.77	-	-	-	158352.78
8	Earning Per Share (Re. 1 each)								
	Basic (*not annualized)	0.88*	-0.36*	0.68*	4.96	-1.42*	-9.26*	-4.07*	46.21
	Diluted (*not annualized)	0.88*	-0.36*	0.68*	4.96	-1.42*	-9.26*	-4.07*	46.21


Notes:


- The above is an extract of the detailed format of Quarterly Unaudited Financial Results filed with the Stock Exchanges under Regulation 33 of the SEBI (Listing Obligations and Disclosure Requirements) Regulations, 2015. The full format of the Quarterly Unaudited Financial Results are available on the Stock Exchanges website (www.bseindia.com) and www.nseindia.com) and on the Company website (www.sadbhaveng.com)
- The above results were reviewed by the Audit Committee and were approved & taken on record by the Board of Directors at their meeting held on February 12, 2021.

For, SADBHAV ENGINEERING LIMITED
Nitin R. Patel
Executive Director & Chief Financial Officer (DIN : 00466330)


Place : Ahmedabad
Date : 12/02/2021


Ahmedabad

 VISHAL FABRICS LIMITED CIN: L17110GJ1985PLC008206 Registered Office: Ranipur, Narol Road, Ahmedabad- 382405, Gujarat Corporate Office: Shanti Corporate House, Near Hira Rupa Hall, Bopal-Ambli Road, Ahmedabad-380058, Gujarat Contact No.: +91 6359701763, E-mail: cs.vfl@chiripalgroup.com, Website: www.vishalfabricsltd.com							
UN-AUDITED FINANCIAL RESULTS FOR THE QUARTER ENDED 31ST DECEMBER, 2020							
(Rs. in lakhs except EPS)							
Sr No	Particulars	Quarter Ended		Cumulative up to		Year Ended	
		31.12.2020	30.09.2020	31.12.2020	31.12.2020	31.12.2019	31.03.2020
		Un-Audited	Un-Audited	Un-Audited	Un-Audited	Un-Audited	Audited
1	Total Income from Operations (net)	29405.95	21979.96	32785.95	58121.86	95532.59	129914.35
2	Net Profit for the period (before tax, exceptional and / or extraordinary items)	1082.29	290.58	1243.61	600.18	3100.64	4335.53
3	Net Profit for the period before tax (after exceptional and / or extraordinary items)	1082.29	290.58	1243.61	600.18	3100.64	4335.53
4	Net Profit for the period after tax (after exceptional and / or extraordinary items)	982.08	247.56	836.22	413.58	2497.50	3009.93
5	Total Comprehensive Income for the period						

 VINDHYA TELELINKS LIMITED Regd. Office: Udyog Vihar, P.O.Chorhata, Rewa - 486 006 (M.P.) CIN: L31300MP1983PLC002134 Telephone No: 07662-400400 • Fax No: 07662-400591 Email: headoffice@vtirewa.com • Website: www.vtirewa.com							
EXTRACT OF UNAUDITED CONSOLIDATED FINANCIAL RESULTS FOR THE QUARTER AND NINE MONTHS ENDED 31ST DECEMBER, 2020							
(₹ in lakhs)							
Sl. No.	Particulars	Quarter Ended			Nine Months Ended		Year Ended
		31.12.2020	30.09.2020	31.12.2019	31.12.2020	31.12.2019	31.03.2020
		(Unaudited)	(Unaudited)	(Unaudited)	(Unaudited)	(Unaudited)	(Audited)
1	Total Income from Operations	33715.92	32788.73	57229.87	94549.24	142410.52	188319.31
2	Net Profit/(Loss) for the period (before Tax, Exceptional and/or Extraordinary Items)	7601.61	8404.03	7702.38	19516.51	22856.63	36423.40
3	Net Profit/(Loss) for the period before Tax (after Exceptional and/or Extraordinary Items)	7601.61	8404.03	7702.38	19516.51	22856.63	36423.40

Munoth Capital Market Limited CIN: L99999GJ1986PLC083614 E-mail Id: info@munoth.com Registered Office: Shanti Nivas - Office Building Opp Shapath 5, Nr. Karnavati Club, Sg highway, Ahmedabad - 380058 (Rs. in Lakhs except EPS)				
Sr No	Particulars	Quarter Ended on	Year to Date	Corresponding
		31.12.2020	Figures 31.12.2020	Three Months Ended in the Previous Year 31.12.2019
1	Total income from operations (net)	9.23	23.43	11.82
2	Net Profit for the period (before Tax, Exceptional and/or Extraordinary items)	-1.24	-1.35	4.75
3	Net Profit for the period before Tax, (after Exceptional and/or Extraordinary items)	-1.24	-1.35	4.75
4	Net Profit for the period after tax (after Exceptional and/or Extraordinary items)	-1.24	-1.35	4.75
5	Total Comprehensive income for the period (Comprising Profit for the period (after Tax) and other Comprehensive income (after Tax))	1.80	5.24	4.75
6	Equity Share Capital	449.55	449.55	449.55
7	Reserves (excluding Revaluation Reserve) as shown in the Balance Sheet of the previous year	0.00	0.00	0.00
8	Earnings Per Share (before and after extraordinary items) Basic / Diluted	-0.01	-0.02	0.05
9	Face Value of Equity Share Capital	5	5	5
Note: The above is an extract of the detailed format of Quarterly Financial Results filed with the Stock Exchanges under Regulation 33 of the SEBI (Listing and Other Disclosure Requirements) Regulations, 2015. The full format of the Quarterly Financial Results are available on the Stock Exchange website i.e. www.bseindia.com and Company website www.munoth.com				
For, Munoth Capital Market Limited Sd/- Siddharth Jain Director DIN: 00370650				
Date : 11-02-2021 Place: Ahmedabad				

 SADBHAV ENGINEERING LIMITED CIN NO.: L45400GJ1988PLC011322 Corp. Office: "Sadbhav" Near Havmor Restaurant, B/h Navrangpura Bus Stand, Navrangpura, Ahmedabad-380009, Gujarat Tel:- 9179 26464632. F:- 9179 40400444 E:- selinfo@sadbhav.co.in web:- www.sadbhaveng.com									
EXTRACT OF UNAUDITED FINANCIAL RESULTS (STAND ALONE & CONSOLIDATED) FOR THE QUARTER AND NINE MONTHS ENDED 31ST DECEMBER, 2020									
(Rs in Lakhs)									
Sr No	Particulars	Standalone				Consolidated			
		Quarter ending	Nine Months ending	Quarter ending	Year Ended	Quarter ending	Nine Months ending	Quarter ending	Year Ended
		31-12-2020	31-12-2020	31-12-2019	31-03-2020	31-12-2020	31-12-2020	31-12-2019	31-03-2020
		Unaudited	Unaudited	Unaudited	Audited	Unaudited	Unaudited	Unaudited	Audited
1	Total Income from operations (net)	56927.53	125765.25	47440.23	236750.75	78919.37	186642.56	77896.73	386215.54
2	Net Profit/(Loss) for the period (before Tax, Exceptional items)	1522.94	(996.57)	1262.05	9273.50	(2730.45)	(20721.48)	(10230.06)	(29470.30)
3	Net Profit/(Loss) for the period (before Tax and after Exceptional items)	1522.94	(996.57)	1262.05	10974.94	(2730.45)	(20721.48)	(10230.06)	120631.04
4	Net Profit for the period after tax & after Exceptional items	1516.38	(617.56)	1165.50	8515.50	(4136.01)	(22522.87)	(10458.61)	110624.40
5	Total Comprehensive Income for the period (Comprising Profit for the period (after tax) and other Comprehensive Income (after tax))	1488.45	(731.97)	1205.93	8849.99	(4163.94)	(22637.28)	(10418.18)	110961.29
6	Paid up Equity Share Capital (face value of Re. 1 each)	1715.71	1715.71	1715.71	1715.71	1715.71	1715.71	1715.71	1715.71
7	Reserve (excluding revaluation reserve) as shown in the Audited Balance Sheet of previous year	-	-	-	208682.77	-	-	-	158352.78
8	Earning Per Share (Re. 1 each)								
	Basic (*not annualized)	0.88*	-0.36*	0.68*	4.96	-1.42*	-9.26*	-4.07*	46.21
	Diluted (*not annualized)	0.88*	-0.36*	0.68*	4.96	-1.42*	-9.26*	-4.07*	46.21
Notes: 1 The above is an extract of the detailed format of Quarterly Unaudited Financial Results filed with the Stock Exchanges under Regulation 33 of the SEBI (Listing Obligations and Disclosure Requirements) Regulations, 2015. The full format of the Quarterly Unaudited Financial Results are available on the Stock Exchanges website (www.bseindia.com and www.nseindia.com) and on the Company website (www.sadbhaveng.com) 2 The above results were reviewed by the Audit Committee and were approved & taken on record by the Board of Directors at their meeting held on February 12, 2021. For, SADBHAV ENGINEERING LIMITED Nitin R. Patel Executive Director & Chief Financial Officer (DIN : 00466330)									
Place : Ahmedabad Date : 12/02/2021									

 MAZDA LIMITED Regd. Office : C/1-39/13/16 GIDC Naroda, Ahmedabad - 382 330 CIN : L29120GJ1990PLC014293						
EXTRACT OF UNAUDITED FINANCIAL RESULTS FOR THE QUARTER ENDED 31ST DECEMBER, 2020						
(₹ in Lacs except EPS)						
Sr. No.	Particulars	Unaudited Quarter ended		Unaudited Period ended		Audited Year ended
		31/12/2020	31/12/2019	31/12/2020	31/12/2019	31/03/2020
1	Total Income from operations	4792.33	4735.33	11389.50	13415.13	18139.91
2	Net Profit / (loss) from ordinary activities before tax,	671.39	642.24	1803.13	1564.01	2242.55