

October 31, 2023

BSE Limited
Phiroze Jeejeebhoy Towers,
Dalal Street,
Mumbai - 400001.

National Stock Exchange of India Ltd.,
Exchange Plaza, C/1, G Block,
Bandra - Kurla Complex, Bandra (E),
Mumbai - 400051.

Scrip ID: BSOFT
Scrip Code: 532400

Symbol: BSOFT
Series: EQ

Kind Attn: The Manager,
Department of Corporate Services

Kind Attn: The Manager,
Listing Department

Subject: - Outcome of the Board Meeting held on October 31, 2023

Time of commencement of the Board Meeting: 16:30 hours IST
Time of conclusion of the Board Meeting : 17:50 hours IST

Dear Sir/Madam,

We wish to inform you that the Board of Directors of the Company, at its meeting concluded today, *inter alia*, has approved the following:

- a) Unaudited Standalone and Consolidated Financial Results of the Company, for the quarter and half-year ended September 30, 2023.
- b) Interim Dividend of Rs. 2.50/- per equity share (i.e. 125%) of face value of Rs. 2/- each, for the financial year 2023-24, to be paid to the Members of the Company within 30 days from the declaration by the Board, as per the provisions of Companies Act, 2013, and the Rules made thereunder.
- c) Appointment of Ms. Satyavati Berera (DIN: 05002709) as an Additional (Non-Executive - Independent) Director of the Company, not liable to retire by rotation, for a period of 5 years with effect from October 31, 2023, as recommended by the Nomination and Remuneration Committee, subject to the approval of Members.

Ms. Satyavati is not debarred from holding the office of director by virtue of any order of SEBI or any other such authority.

Details as required under Regulation 30 of (Listing Obligations and Disclosure Requirements) Regulations, 2015 and the SEBI/HO/CFD/CFD-PoD-1/P/CIR/2023/123 dated July 13, 2023, as amended from time to time are given below.

Sr. No.	Disclosure Requirement	Details
1.	Name of the Director	Ms. Satyavati Berera

Birlasoft Limited

2.	Reason for Change viz. appointment	Appointment as an Additional (Non-Executive - Independent) Director, subject to approval of the Members.
3.	Date of appointment & term of appointment	October 31, 2023 Term - For a period of 5 years, effective October 31, 2023, upto October 30, 2028, subject to approval of the Members.
4.	Brief profile	Ms. Satyavati is the former COO of PwC India and has superannuated from the firm in March 2023 after 40+ years of managing diverse portfolios and playing key leadership roles. She is an Economics Graduate from Lady Shri Ram College, Delhi University, and a fellow member of the Institute of Chartered Accountants of India (ICAI).
5.	Relationship with other directors of the Company	None

The unaudited Standalone and Consolidated Financial Results for the quarter and half-year ended September 30, 2023, along with the Limited Review Reports thereon are attached and the investor update is being sent separately.

Kindly take the same on your records.

Thanking you.

Yours faithfully,

For **Birlasoft Limited**



Sneha Padve
Company Secretary & Compliance Officer

Birlasoft Limited

Registered Office: 35 & 36, Rajiv Gandhi Infotech Park, Phase - I, MIDC, Hinjawadi, Pune (MH) 411057, India

Tel: +91 20 6652 5000 | Fax +91 20 6652 5001 | contactus@birlasoft.com | www.birlasoft.com

CIN: L72200PN1990PLC059594

Independent Auditor's Review Report on the Quarterly and Year to Date Unaudited Consolidated Financial Results of the Company Pursuant to the Regulation 33 of the SEBI (Listing Obligations and Disclosure Requirements) Regulations, 2015, as amended**Review Report to
The Board of Directors
Birlasoft Limited**

1. We have reviewed the accompanying Statement of Unaudited Consolidated Financial Results of Birlasoft Limited (the "Holding Company") and its subsidiaries (the Holding Company and its subsidiaries together referred to as "the Group"), for the quarter ended September 30, 2023 and year to date from April 01, 2023 to September 30, 2023 (the "Statement") attached herewith, being submitted by the Holding Company pursuant to the requirements of Regulation 33 of the SEBI (Listing Obligations and Disclosure Requirements) Regulations, 2015, as amended (the "Listing Regulations").
2. The Holding Company's Management is responsible for the preparation of the Statement in accordance with the recognition and measurement principles laid down in Indian Accounting Standard 34, (Ind AS 34) "Interim Financial Reporting" prescribed under Section 133 of the Companies Act, 2013 as amended, read with relevant rules issued thereunder and other accounting principles generally accepted in India and in compliance with Regulation 33 of the Listing Regulations. The Statement has been approved by the Holding Company's Board of Directors. Our responsibility is to express a conclusion on the Statement based on our review.
3. We conducted our review of the Statement in accordance with the Standard on Review Engagements (SRE) 2410, "Review of Interim Financial Information Performed by the Independent Auditor of the Entity" issued by the Institute of Chartered Accountants of India. This standard requires that we plan and perform the review to obtain moderate assurance as to whether the Statement is free of material misstatement. A review of interim financial information consists of making inquiries, primarily of persons responsible for financial and accounting matters, and applying analytical and other review procedures. A review is substantially less in scope than an audit conducted in accordance with Standards on Auditing and consequently does not enable us to obtain assurance that we would become aware of all significant matters that might be identified in an audit. Accordingly, we do not express an audit opinion.

We also performed procedures in accordance with the Circular No. CIR/CFD/CMD1/44/2019 dated March 29, 2019 issued by the Securities and Exchange Board of India under Regulation 33(8) of the Listing Regulations, to the extent applicable.

4. The Statement includes the results of the following entities:
 - a. Birlasoft Limited (Holding Company)

Subsidiaries and fellow subsidiaries:

- b. Birlasoft Inc., USA
- c. Birlasoft (UK) Limited, United Kingdom
- d. Birlasoft Sdn. Bhd, Malaysia
- e. Birlasoft Solutions Limited
- f. Birlasoft Solutions France
- g. Birlasoft Solutions Inc., USA
- h. Birlasoft Computer Corporation, USA
- i. Birlasoft Solutions ME FZE, UAE
- j. Birlasoft Technologies Canada Corporation, Canada
- k. Birlasoft Consulting Inc., USA
- l. Birlasoft Solutions Ltda., Brazil
- m. Birlasoft Solutions Mexico S.A. DE C.V., Mexico
- n. Birlasoft Solutions GmbH, Germany



S R B C & CO LLP

Chartered Accountants

5. Based on our review conducted and procedures performed as stated in paragraph 3 above and based on the consideration referred to in paragraph 6 below, nothing has come to our attention that causes us to believe that the accompanying Statement, prepared in accordance with recognition and measurement principles laid down in the aforesaid Indian Accounting Standards ('Ind AS') specified under Section 133 of the Companies Act, 2013, as amended, read with relevant rules issued thereunder and other accounting principles generally accepted in India, has not disclosed the information required to be disclosed in terms of the Listing Regulations, including the manner in which it is to be disclosed, or that it contains any material misstatement.
6. The accompanying Statement includes unaudited interim financial results and other unaudited financial information in respect of:
 - One subsidiary, whose interim financial results and other financial information reflect total assets of Rs 427.11 million as at September 30, 2023, and total revenues of Rs 227.24 million and Rs 433.45 million, total net profit after tax and total comprehensive income of Rs. 32.65 million and Rs. 61.10 million, for the quarter ended September 30, 2023, and the period ended on that date respectively and net cash outflow of Rs. 69.20 million for the period from April 1, 2023 to September 30, 2023.

The unaudited interim financial results and other unaudited financial information of this subsidiary has not been reviewed by any auditor and have been approved and furnished to us by the Management and our conclusion on the Statement, in so far as it relates to the affairs of this subsidiary is based solely on such unaudited interim financial results and other unaudited financial information. According to the information and explanations given to us by the Management, these interim financial results are not material to the Group.

Our conclusion on the Statement in respect of matters stated in para 6 above is not modified with respect to our reliance on financial results/financial information certified by the Management.

7. The comparative financial information of the Company for the corresponding quarter and period ended September 30, 2022, and previous quarter ended June 30, 2023 included in these consolidated financial results, were reviewed by the predecessor auditor and the consolidated financial statements of the Company for the year ended March 31, 2023, were audited by predecessor auditor who expressed an unmodified conclusion and unmodified opinion on those financial information on October 21, 2022, July 27, 2023 and May 08, 2023 respectively.

For S R B C & CO LLP

Chartered Accountants

ICAI Firm registration number: 324982E/E300003

HSGinwala

per Huzefa Ginwala

Partner

Membership No.: 111757




UDIN: 23111757BG Y8 MV4271

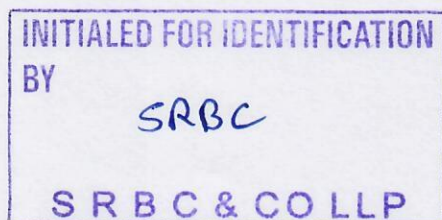
Place: Pune

Date: October 31, 2023

PART I						
STATEMENT OF UNAUDITED CONSOLIDATED FINANCIAL RESULTS FOR THE QUARTER AND HALF YEAR ENDED 30 SEPTEMBER 2023						
Particulars	₹ in million (except per share data)					
	Quarter ended			Half year ended		Year ended
	30 September 2023 (Unaudited)	30 June 2023 (Unaudited)	30 September 2022 (Unaudited)	30 September 2023 (Unaudited)	30 September 2022 (Unaudited)	31 March 2023 (Audited)
Revenue from operations	13,098.75	12,627.71	11,920.77	25,726.46	23,464.89	47,947.69
Other income (net) (Refer note 6)	155.64	140.58	(27.20)	296.22	127.54	228.11
Total income	13,254.39	12,768.29	11,893.57	26,022.68	23,592.43	48,175.80
Expenses						
Employee benefits expense	7,441.40	7,428.15	6,938.25	14,869.55	13,516.80	28,130.57
Finance costs	56.86	42.26	58.07	99.12	90.59	185.89
Depreciation and amortisation expense	215.03	213.78	206.68	428.81	403.10	822.65
Other expenses	3,585.88	3,268.36	3,219.01	6,854.24	6,486.63	14,612.47
Total expenses	11,299.17	10,952.55	10,422.01	22,251.72	20,497.12	43,751.58
Profit before tax	1,955.22	1,815.74	1,471.56	3,770.96	3,095.31	4,424.22
Tax expense						
Current tax	484.20	456.87	344.95	941.07	721.72	1,277.82
Deferred tax charge/ (credit)	20.25	(16.54)	(23.93)	3.71	15.82	(169.44)
Total tax expense	504.45	440.33	321.02	944.78	737.54	1,108.38
Profit for the period	1,450.77	1,375.41	1,150.54	2,826.18	2,357.77	3,315.84
Other comprehensive income/(losses)						
Items that will not be reclassified to profit or loss						
Remeasurements of defined benefit plans	6.67	(2.08)	2.50	4.59	(9.86)	(4.58)
Income tax on item that will not be reclassified to profit or loss	(1.67)	0.52	(0.63)	(1.15)	2.48	1.15
Items that will be reclassified to profit or loss						
(i) Exchange differences in translating the financial statements of foreign operations	131.41	8.92	296.27	140.33	758.25	1,020.06
(ii) Effective portion of losses on hedging instruments in cash flow hedges	(68.24)	103.73	(7.91)	35.49	(215.35)	(139.13)
Income tax on item (ii) above that will be reclassified to profit or loss	17.18	(26.11)	1.99	(8.93)	54.20	35.02
Total other comprehensive income	85.35	84.98	292.22	170.33	589.72	912.52
Total comprehensive income for the period	1,536.12	1,460.39	1,442.76	2,996.51	2,947.49	4,228.36
Profit attributable to						
Owners of the company	1,450.77	1,375.41	1,150.54	2,826.18	2,357.77	3,315.84
Profit for the period	1,450.77	1,375.41	1,150.54	2,826.18	2,357.77	3,315.84
Other comprehensive income attributable to						
Owners of the Company	85.35	84.98	292.22	170.33	589.72	912.52
Other comprehensive income for the period	85.35	84.98	292.22	170.33	589.72	912.52
Total comprehensive income attributable to						
Owners of the Company	1,536.12	1,460.39	1,442.76	2,996.51	2,947.49	4,228.36
Total comprehensive income for the period	1,536.12	1,460.39	1,442.76	2,996.51	2,947.49	4,228.36
Paid up equity capital [Face value ₹ 2/- per share]	551.11	550.32	544.41	551.11	544.41	549.74
Other equity						23,933.19
Earnings per equity share (face value ₹ 2 per share) (not annualized for interim periods)						
Basic	5.24	4.97	4.12	10.23	8.41	11.96
Diluted	5.18	4.92	4.08	10.10	8.33	11.92

A. Jais

Birlasoft Limited							
Registered Office: 35 & 36, Rajiv Gandhi Infotech Park, Phase I, MIDC, Hinjawadi, Pune - 411057							
Phone : +91 20 6652 5000 Fax : +91 20 6652 5001 contactus@birlasoft.com www.birlasoft.com CIN : L72200PN1990PLC059594							
PART I							
STATEMENT OF UNAUDITED CONSOLIDATED FINANCIAL RESULTS FOR THE QUARTER AND HALF YEAR ENDED 30 SEPTEMBER 2023							
Notes:							
1 The above unaudited consolidated financial results have been reviewed by the Audit Committee and thereafter approved and taken on record by the Board of Directors at its meeting held on 31 October 2023. These unaudited consolidated financial results are prepared in accordance with the Indian Accounting Standards (referred to as "Ind AS") as prescribed under Section 133 of the Companies Act, 2013 read with Companies (Indian Accounting Standards) Rules, 2015 as amended from time to time.							
2 The Statutory Auditors of the Company have conducted limited review of the above consolidated financial results of the Company for the quarter and half year ended 30 September 2023. An unmodified conclusion has been issued by them thereon.							
3 Standalone information:							
Sr No	Particulars	Quarter ended			Half year ended		Year ended
		30 September 2023 (Unaudited)	30 June 2023 (Unaudited)	30 September 2022 (Unaudited)	30 September 2023 (Unaudited)	30 September 2022 (Unaudited)	31 March 2023 (Audited)
a	Revenue	6,466.11	6,225.26	6,123.90	12,691.37	11,758.27	24,172.43
b	Profit before tax	1,217.79	628.15	663.01	1,845.94	1,690.92	2,671.98
c	Net profit for the period	968.33	469.94	500.63	1,438.27	1,270.73	2,003.64
d	Other comprehensive income/(losses)	(46.06)	76.06	(4.05)	30.00	(168.53)	(107.54)
e	Total comprehensive income	922.27	546.00	496.58	1,468.27	1,102.20	1,896.10
4 The results for the quarter and half year ended 30 September 2023, are available on the Company's website at www.birlasoft.com and also on the website of BSE Limited at www.bseindia.com and National Stock Exchange of India Limited at www.nseindia.com, where the shares of the Company are listed.							
5 Ms. Satyavati Berera (DIN: 05002709) has been appointed as an Additional (Independent) Director of the Company, for a period of 5 years effective 31 October 2023, pursuant to the recommendation of the Nomination and Remuneration Committee, and approval of the Board of Directors on 31 October 2023. The said appointment is subject to approval of the shareholders.							
6 Following items are disclosed on net basis in Other Income:							
Particulars	Quarter ended			Half year ended		Year ended	
	30 September 2023 (Unaudited)	30 June 2023 (Unaudited)	30 September 2022 (Unaudited)	30 September 2023 (Unaudited)	30 September 2022 (Unaudited)	31 March 2023 (Audited)	
Exchange (loss)/ gain	(47.02)	(24.89)	(62.82)	(71.91)	(26.10)	(74.86)	
Fair value gain/(loss) on financial assets (investments) at fair value through profit or loss	30.16	31.93	8.25	62.09	5.04	2.19	
7 The Board of Directors declared an interim dividend of ₹ 2.50/- per equity share of face value of ₹ 2/- each. The record date for determining the entitlement of the members for interim dividend is 8 November 2023.							
6 Previous period's figures have been regrouped / reclassified wherever necessary to conform with the current period's classification / disclosure.							
							On behalf of the Board of Directors For Birlasoft Limited
Place : Pune Date: 31 October 2023							 Angan Guha CEO & Managing Director DIN: 09791436



Birlasoft Limited

Registered Office: 35 & 36, Rajiv Gandhi Infotech Park, Phase I, MIDC, Hinjawadi, Pune - 411057
Phone : +91 20 6652 5000 | Fax : +91 20 6652 5001 | contactus@birlasoft.com | www.birlasoft.com | CIN : L72200PN1990PLC059594

PART II

SEGMENT WISE REVENUE AND RESULTS


₹ in million

Sr No	Particulars	Quarter ended			Half year ended		Year ended
		30 September 2023 (Unaudited)	30 June 2023 (Unaudited)	30 September 2022 (Unaudited)	30 September 2023 (Unaudited)	30 September 2022 (Unaudited)	31 March 2023 (Audited)
1	Revenue by Industry Practice						
	Banking, Financial Services and Insurance	2,766.18	2,609.57	2,273.01	5,375.75	4,323.88	9,283.34
	Manufacturing	5,392.57	5,138.04	4,957.12	10,530.61	9,711.85	19,503.41
	Energy and Utilities	1,787.93	1,798.04	1,664.65	3,585.97	3,306.96	6,823.11
	Life Sciences & Services	3,152.07	3,082.06	3,025.99	6,234.13	6,122.20	12,337.83
	Revenue from operations	13,098.75	12,627.71	11,920.77	25,726.46	23,464.89	47,947.69
2	Segment Results						
	Banking, Financial Services and Insurance	828.59	853.28	629.70	1,681.87	1,143.09	2,585.35
	Manufacturing	1,422.85	1,346.50	1,215.75	2,769.35	2,462.20	4,815.99
	Energy and Utilities	627.49	683.59	605.48	1,311.08	1,209.91	2,636.61
	Life Sciences & Services	655.06	930.90	470.11	1,585.96	968.36	446.40
	Total	3,533.99	3,814.27	2,921.04	7,348.26	5,783.56	10,484.35
	Less:						
	- Finance costs	56.86	42.26	58.07	99.12	90.59	185.89
	- Other unallocable expenditure (net of unallocable income)	1,521.91	1,956.27	1,391.41	3,478.18	2,597.66	5,874.24
	Profit before tax	1,955.22	1,815.74	1,471.56	3,770.96	3,095.31	4,424.22

Notes :

- i) The Chairman and CEO & Managing Director of the Company have been identified as the Chief Operating Decision Maker (CODM) as defined by IND AS 108, "Operating Segments." The Chairman of the Company evaluates the segments based on their revenue growth and operating income.
- ii) Assets and liabilities are not identified to any reportable segment, since these are used interchangeably across segments and consequently, the management believes that it is not practicable or meaningful to provide segment disclosures relating to total assets and liabilities.

On behalf of the Board of Directors
For Birlasoft Limited


Angan Guha
 CEO & Managing Director
 DIN: 09791436

Place : Pune

Date : 31 October 2023

Birlasoft Limited

Registered Office: 35 & 36, Rajiv Gandhi Infotech Park, Phase I, MIDC, Hinjawadi, Pune - 411057

Phone : +91 20 6652 5000 | Fax : +91 20 6652 5001 | contactus@birlasoft.com | www.birlasoft.com | CIN : L72200PN1990PLC059594

PART III

CONSOLIDATED STATEMENT OF ASSETS AND LIABILITIES AS AT 30 SEPTEMBER 2023

₹ in million

		30 September 2023 (Unaudited)	31 March 2023 (Audited)
A	ASSETS		
1	Non-current assets		
a.	Property, plant and equipment	1,236.68	1,423.36
b.	Right-of-use assets	755.83	901.91
c.	Capital work-in-progress	98.35	64.95
d.	Goodwill	4,916.35	4,895.82
e.	Other intangible assets	110.38	137.93
f.	Financial assets		
	Investments	383.13	741.06
	Other financial assets	175.75	272.61
g.	Income tax assets (net)	447.88	492.62
h.	Deferred tax assets (net)	1,165.57	1,170.78
i.	Other non-current assets	107.62	73.92
		9,397.54	10,174.96
2	Current assets		
a.	Financial assets		
	Investments	9,261.01	4,890.30
	Trade receivables		
	Billed	7,407.82	7,316.12
	Unbilled	2,026.57	1,755.06
	Cash and cash equivalents	4,135.12	4,668.52
	Other bank balances	629.66	866.37
	Other financial assets	188.27	60.30
b.	Other current assets	2,454.30	2,141.05
		26,102.75	21,697.72
	TOTAL ASSETS	35,500.29	31,872.68
B	EQUITY AND LIABILITIES		
	Equity		
a.	Equity share capital	551.11	549.74
b.	Other equity	26,696.53	23,933.19
	Total equity	27,247.64	24,482.93
	Liabilities		
1	Non-current liabilities		
a.	Financial liabilities		
	Lease liabilities	511.23	662.12
b.	Provisions	568.49	487.42
		1,079.72	1,149.54
2	Current liabilities		
a.	Financial liabilities		
	Lease liabilities	345.71	356.19
	Trade payables		
	- Outstanding dues of micro enterprises and small enterprises	3.75	11.63
	- Outstanding dues of creditors other than micro enterprises and small enterprises	3,087.64	2,301.17
	Other financial liabilities	1,709.38	1,370.86
b.	Other current liabilities	1,001.82	1,235.18
c.	Provisions	673.96	638.95
d.	Income tax liabilities (net)	350.67	326.23
		7,172.93	6,240.21
	TOTAL EQUITY AND LIABILITIES	35,500.29	31,872.68

On behalf of the Board of Directors
For Birlasoft Limited

Anjan Guha

CEO & Managing Director

DIN: 09791436

Place : Pune

Date: 31 October 2023

Birlasoft Limited

Registered Office: 35 & 36, Rajiv Gandhi Infotech Park, Phase I, MIDC, Hinjawadi, Pune - 411057

Phone : +91 20 6652 5000 | Fax : +91 20 6652 5001 | contactus@birlasoft.com | www.birlasoft.com | CIN : L72200PN1990PLC059594

PART IV

CONSOLIDATED STATEMENT OF CASH FLOWS FOR THE PERIOD ENDED 30 SEPTEMBER 2023

₹ in million

	PARTICULARS	30 September 2023 (Unaudited)	30 September 2022 (Unaudited)
A	CASH FLOW FROM OPERATING ACTIVITIES		
	Profit for the period	2,826.18	2,357.77
	Adjustments for		
	Income tax expense	944.78	737.54
	Loss/(Profit) on sale of property, plant and equipment and intangible assets (net)	30.97	(2.73)
	Depreciation and amortization expense	428.81	403.10
	Interest expense	99.12	90.59
	Interest income	(213.21)	(97.87)
	Gain on sale / redemption of mutual funds	(38.08)	(42.52)
	Fair value gain on financial assets (investments) at fair value through profit or loss	(62.09)	(5.04)
	Provision for doubtful debts and advances (net)	(1,469.48)	2.73
	Bad debts written off	1,559.50	7.03
	Share based compensation expenses	279.89	104.66
	Unrealized foreign exchange loss	112.55	499.17
	Operating Profit before working capital changes	4,498.94	4,054.43
	Adjustments for changes in working capital:		
	Trade receivables and unbilled revenue	(465.96)	(966.41)
	Other financials assets and other assets	(365.16)	(276.57)
	Trade Payables	779.17	(17.18)
	Other financial liabilities, other liabilities and provisions	263.23	(476.93)
	Cash generated from operations	4,710.22	2,317.34
	Income taxes paid	(873.04)	(719.34)
	Net cash generated from operating activities (A)	3,837.18	1,598.00
B	CASH FLOW FROM INVESTING ACTIVITIES		
	Purchase of property, plant and equipment (including net movement in capital work-in-progress and capital advances & payable with respect to property, plant & equipment)	(161.92)	(348.32)
	Proceeds from sale of property, plant and equipment	44.13	8.11
	Purchase of bonds & index fund	(286.70)	(100.61)
	Purchase of other investments	(21,294.74)	(17,917.74)
	Sale of investments	17,668.83	22,786.87
	Interest received	86.69	178.55
	Bank deposits placed	(9,485.08)	(98.32)
	Proceeds from redemption of bank deposits	9,831.11	938.66
	Net cash generated from/ (used in) investing activities (B)	(3,597.68)	5,447.20
C	CASH FLOW FROM FINANCING ACTIVITIES		
	Proceeds from issue of share capital and application money	39.07	24.64
	Buyback of equity shares	-	(3,900.00)
	Tax on buyback of equity shares	-	(788.95)
	Expenses for buyback of equity shares	-	(55.40)
	Repayment of lease liabilities	(211.91)	(197.75)
	Dividend paid	(550.76)	(840.02)
	Interest and finance charges paid	(60.81)	(43.19)
	Net cash used in financing activities (C)	(784.41)	(5,800.67)
D	Exchange differences on translation of foreign currency cash and cash equivalents (D)	11.51	13.90
	Net Increase/ (decrease) in cash and cash equivalents (A + B + C + D)	(533.40)	1,258.43
	Cash and cash equivalents at end of the period	4,135.12	4,164.04
	Cash and cash equivalents at beginning of the period	4,668.52	2,905.61
	Net Increase/ (decrease) in cash and cash equivalents	(533.40)	1,258.43


Note 1 :

Figures in brackets represent outflows of cash and cash equivalents.

Note 2 :

The above Cash Flow Statement has been prepared under the indirect method as set out in the Indian Accounting Standard (Ind-AS) 7 on statement of cash flows.

On behalf of the Board of Directors
For Birlasoft Limited


Angan Guha
CEO & Managing Director
DIN: 09791436

Place : Pune
Date : 31 October 2023

Independent Auditor's Review Report on the Quarterly and Year to Date Unaudited Standalone Financial Results of the Company Pursuant to the Regulation 33 of the SEBI (Listing Obligations and Disclosure Requirements) Regulations, 2015, as amended**Review Report to
The Board of Directors
Birlasoft Limited**

1. We have reviewed the accompanying statement of unaudited standalone financial results of Birlasoft Limited (the "Company") for the quarter ended September 30, 2023 and year to date from April 01, 2023 to September 30, 2023 (the "Statement") attached herewith, being submitted by the Company pursuant to the requirements of Regulation 33 of the SEBI (Listing Obligations and Disclosure Requirements) Regulations, 2015, as amended (the "Listing Regulations").
2. The Company's Management is responsible for the preparation of the Statement in accordance with the recognition and measurement principles laid down in Indian Accounting Standard 34, (Ind AS 34) "Interim Financial Reporting" prescribed under Section 133 of the Companies Act, 2013 as amended, read with relevant rules issued thereunder and other accounting principles generally accepted in India and in compliance with Regulation 33 of the Listing Regulations. The Statement has been approved by the Company's Board of Directors. Our responsibility is to express a conclusion on the Statement based on our review.
3. We conducted our review of the Statement in accordance with the Standard on Review Engagements (SRE) 2410, "Review of Interim Financial Information Performed by the Independent Auditor of the Entity" issued by the Institute of Chartered Accountants of India. This standard requires that we plan and perform the review to obtain moderate assurance as to whether the Statement is free of material misstatement. A review of interim financial information consists of making inquiries, primarily of persons responsible for financial and accounting matters, and applying analytical and other review procedures. A review is substantially less in scope than an audit conducted in accordance with Standards on Auditing and consequently does not enable us to obtain assurance that we would become aware of all significant matters that might be identified in an audit. Accordingly, we do not express an audit opinion.
4. Based on our review conducted as above, nothing has come to our attention that causes us to believe that the accompanying Statement, prepared in accordance with the recognition and measurement principles laid down in the aforesaid Indian Accounting Standards ('Ind AS') specified under Section 133 of the Companies Act, 2013 as amended, read with relevant rules issued thereunder and other accounting principles generally accepted in India, has not disclosed the information required to be disclosed in terms of the Listing Regulations, including the manner in which it is to be disclosed, or that it contains any material misstatement.
5. The comparative financial information of the Company for the corresponding quarter and period ended September 30, 2022, and previous quarter ended June 30, 2023 included in these standalone financial results, were reviewed by the predecessor auditor and the financial statements of the Company for the year ended March 31, 2023, were audited by predecessor auditor who expressed an unmodified conclusion and unmodified opinion on those financial information on October 21, 2022, July 27, 2023 and May 08, 2023 respectively.

For SRBC & CO LLP

Chartered Accountants

ICAI Firm registration number: 324982E/E300003

HSGinwala
per Huzefa Ginwala
Partner
Membership No.: 111757



UDIN: 23111757B6Y&MW6631

Place: Pune

Date: October 31, 2023

Birlasoft Limited						
Registered Office : 35 & 36, Rajiv Gandhi Infotech Park, Phase-I, MIDC, Hinjawadi, Pune - 411057						
Phone : +91 20 6652 5000 Fax : +91 20 6652 5001 contactus@birlasoft.com www.birlasoft.com CIN : L72200PN1990PLC059594						
PART I						
STATEMENT OF UNAUDITED STANDALONE FINANCIAL RESULTS FOR THE QUARTER AND HALF YEAR ENDED 30 SEPTEMBER 2023						
₹ in million (except per share data)						
Particulars	Quarter ended			Half year ended		Year ended
	30 September 2023 (Unaudited)	30 June 2023 (Unaudited)	30 September 2022 (Unaudited)	30 September 2023 (Unaudited)	30 September 2022 (Unaudited)	31 March 2023 (Audited)
Revenue from operations	6,466.11	6,225.26	6,123.90	12,691.37	11,758.27	24,172.43
Other income (net) (Refer note 6)	501.70	88.04	(16.54)	589.74	209.46	341.71
Total Income	6,967.81	6,313.30	6,107.36	13,281.11	11,967.73	24,514.14
Expenses						
Employee benefits expense	4,437.27	4,438.82	4,296.44	8,876.09	8,013.43	16,693.53
Finance costs	19.59	19.67	25.59	39.26	48.96	98.44
Depreciation and amortisation expense	196.99	196.14	192.48	393.13	374.45	759.36
Other expenses	1,096.17	1,030.52	929.84	2,126.69	1,839.97	4,290.83
Total expenses	5,750.02	5,685.15	5,444.35	11,435.17	10,276.81	21,842.16
Profit before tax	1,217.79	628.15	663.01	1,845.94	1,690.92	2,671.98
Tax expense						
Current tax	247.48	158.12	172.38	405.60	430.77	732.71
Deferred tax (credit)/charge	1.98	0.09	(10.00)	2.07	(10.58)	(64.37)
Total tax expense	249.46	158.21	162.38	407.67	420.19	668.34
Profit for the period	968.33	469.94	500.63	1,438.27	1,270.73	2,003.64
Other comprehensive (losses)/income						
Items that will not be reclassified to profit or loss						
Remeasurements of defined benefit plans	6.67	(2.08)	2.50	4.59	(9.86)	(4.58)
Income tax on items that will not be reclassified to profit or loss	(1.67)	0.52	(0.63)	(1.15)	2.48	1.15
Items that will be reclassified to profit or loss						
Effective portion of gains / (losses) on hedging instruments in cash flow hedges	(68.24)	103.73	(7.91)	35.49	(215.35)	(139.13)
Income tax on items that will be reclassified to profit or loss	17.18	(26.11)	1.99	(8.93)	54.20	35.02
Total other comprehensive (losses)/income	(46.06)	76.06	(4.05)	30.00	(168.53)	(107.54)
Total comprehensive income for the period	922.27	546.00	496.58	1,468.27	1,102.20	1,896.10
Paid up equity capital [Face value ₹ 2/- per share]	551.11	550.32	544.41	551.11	544.41	549.74
Other equity						11,659.64
Earnings per equity share (face value ₹ 2 per share) (Not annualized for interim periods)						
Basic	3.50	1.70	1.79	5.20	4.55	7.23
Diluted	3.45	1.68	1.77	5.14	4.50	7.20

Ajula

Birlasoft Limited

Registered Office : 35 & 36, Rajiv Gandhi Infotech Park, Phase-I, MIDC, Hinjawadi, Pune - 411057
 Phone : +91 20 6652 5000 | Fax : +91 20 6652 5001 | contactus@birlasoft.com | www.birlasoft.com | CIN : L72200PN1990PLC059594

PART I**STATEMENT OF UNAUDITED STANDALONE FINANCIAL RESULTS FOR THE QUARTER AND HALF YEAR ENDED 30 SEPTEMBER 2023****Notes:**

- The above unaudited standalone financial results have been reviewed by the Audit Committee and thereafter approved and taken on record by the Board of Directors at its meeting held on 31 October 2023. These unaudited standalone financial results are prepared in accordance with the Indian Accounting Standards (referred to as "Ind AS") as prescribed under Section 133 of the Companies Act, 2013 read with Companies (Indian Accounting Standards) Rules, 2015 as amended from time to time.
- The Statutory Auditors of the Company have conducted a limited review of the above standalone financial results of the Company for the quarter and half year ended 30 September 2023. An unmodified conclusion has been issued by them thereon.
- The results for the quarter and half year ended 30 September 2023, are available on the Company's website at www.birlasoft.com and also on the website of BSE Limited at www.bseindia.com and National Stock Exchange of India Limited at www.nseindia.com, where the shares of the Company are listed.
- Where financial results contain both consolidated financial results and standalone financial results of the parent, segment information is required to be presented only in the consolidated financial results. Accordingly, segment information has been presented in the consolidated financial results.
- Ms. Satyavati Berera (DIN: 05002709) has been appointed as an Additional (Independent) Director of the Company, for a period of 5 years effective 31 October 2023, pursuant to the recommendation of the Nomination and Remuneration Committee, and approval of the Board of Directors on 31 October 2023. The said appointment is subject to approval of the shareholders.
- Following items are disclosed on net basis in Other Income:

Particulars	Quarter ended			Half year ended		Year ended
	30 September 2023 (Unaudited)	30 June 2023 (Unaudited)	30 September 2022 (Unaudited)	30 September 2023 (Unaudited)	30 September 2022 (Unaudited)	31 March 2023 (Audited)
Exchange (loss)/gain	(27.81)	(13.47)	(50.50)	(41.28)	63.03	59.77
Fair value gain/(loss) on financial assets (investments) at fair value through profit or loss	(1.02)	(4.14)	8.01	(5.16)	4.80	1.93

- The Board of Directors declared an interim dividend of ₹ 2.50/- per equity share of face value of ₹ 2/- each. The record date for determining the entitlement of the members for interim dividend is 8 November 2023.
- Previous period's figures have been regrouped / reclassified wherever necessary to conform with the current period's classification / disclosure.

On behalf of the Board of Directors
For Birlasoft Limited


Angan Guha
CEO & Managing Director
DIN: 09791436

Place : Pune
Date: 31 October 2023



Birlasoft Limited

Registered Office : 35 & 36, Rajiv Gandhi Infotech Park, Phase-I, MIDC, Hinjawadi, Pune - 411057
 Phone : +91 20 6652 5000 | Fax : +91 20 6652 5001 | contactus@birlasoft.com | www.birlasoft.com | CIN : L72200PN1990PLC059594


PART II

STANDALONE STATEMENT OF ASSETS AND LIABILITIES AS AT 30 SEPTEMBER 2023

₹ in million

PARTILCULARS		30 September 2023 (Unaudited)	31 March 2023 (Audited)
A	ASSETS		
1	Non-current assets		
a.	Property, plant and equipment	1,181.23	1,364.50
b.	Right of use asset	650.22	788.26
c.	Capital work in progress	64.93	64.95
d.	Other intangible assets	109.51	136.88
e.	Financial assets		
	Investment	4,046.47	4,404.40
	Other financial assets	160.54	158.82
f.	Income tax assets (net)	171.18	167.77
g.	Deferred tax assets (net)	473.10	484.10
h.	Other non-current assets	82.57	27.62
		6,939.75	7,597.30
2	Current assets		
a.	Financial assets		
	Investments	5,987.67	3,082.41
	Trade receivables		
	Billed	2,338.19	1,693.60
	Unbilled	206.27	151.41
	Cash and cash equivalents	796.67	1,932.98
	Other bank balances	629.65	687.81
	Other financial assets	209.71	63.76
b.	Other current assets	1,424.10	988.55
		11,592.26	8,600.52
	TOTAL ASSETS	18,532.01	16,197.82
B	EQUITY AND LIABILITIES		
	Equity		
a.	Equity share capital	551.11	549.74
b.	Other equity	12,894.73	11,659.64
		13,445.84	12,209.38
	Liabilities		
1	Non-current liabilities		
a.	Financial liabilities		
	Lease Liabilities	434.15	577.24
b.	Provisions	568.48	487.42
		1,002.63	1,064.66
2	Current liabilities		
a.	Financial liabilities		
	Lease Liabilities	300.77	309.91
	Trade payables		
	Outstanding dues of micro enterprises and small enterprises	3.75	11.63
	Outstanding dues of creditors other than micro enterprises and small enterprises	2,087.38	1,034.09
	Other financial liabilities	816.93	693.96
b.	Other current liabilities	397.01	483.13
c.	Provisions	218.72	183.85
d.	Income tax liabilities (net)	258.98	207.21
		4,083.54	2,923.78
	TOTAL EQUITY AND LIABILITIES	18,532.01	16,197.82

On behalf of the Board of Directors
 For Birlasoft Limited


 Angan Guha
 CEO & Managing Director
 DIN: 09791436

Place : Pune
 Date: 31 October 2023

Birlasoft Limited

Registered Office : 35 & 36, Rajiv Gandhi Infotech Park, Phase-I, MIDC, Hinjawadi, Pune - 411057
Phone : +91 20 6652 5000 | Fax : +91 20 6652 5001 | contactus@birlasoft.com | www.birlasoft.com | CIN : L72200PN1990PLC059594

PART III

STANDALONE STATEMENT OF CASH FLOWS FOR THE PERIOD ENDED 30 SEPTEMBER 2023

₹ in million

PARTICULARS	Half year ended	
	30 September 2023 (Unaudited)	30 September 2022 (Unaudited)
A CASH FLOW FROM OPERATING ACTIVITIES		
Profit for the period	1,438.27	1,270.73
Adjustments for		
Income tax expense	407.67	420.19
Loss/(Profit) on sale of property, plant and equipment and intangible assets (net)	30.88	(2.73)
Depreciation and Amortization expenses	393.13	374.45
Interest expense	39.26	48.96
Interest income	(186.23)	(96.55)
Dividend income	(411.28)	-
Gain on sale/redemption of mutual funds	(38.08)	(40.57)
Fair value (gain)/ loss on financial assets (Investments) at fair value through profit or loss	5.16	(4.80)
Provision for doubtful debts and advances (net)	(305.82)	6.58
Bad debts written off	355.62	3.49
Share based compensation expenses	199.84	49.28
Unrealised foreign exchange loss	(34.20)	10.46
Operating Profit before working capital changes	1,894.22	2,039.49
Adjustments for changes in working capital:		
Trade receivables and unbilled revenue	(723.24)	56.25
Other financial assets and other assets	(427.91)	(406.25)
Trade Payables	1,046.97	129.28
Other financial liabilities, other liabilities and provisions	194.78	(482.24)
Cash generated from operations	1,984.82	1,336.53
Income taxes paid	(358.39)	(537.50)
Net cash generated from operating activities (A)	1,626.43	799.03
B CASH FLOW FROM INVESTING ACTIVITIES		
Purchase of property, plant and equipment (including net movement in capital work in progress , capital advances and payables in respect of Property, Plant and equipment)	(118.97)	(338.21)
Proceeds from sale of property, plant and equipment	44.13	8.30
Purchase of bonds & index fund	(286.70)	(100.61)
Purchase of other investments	(15,348.43)	(16,161.63)
Sale of investments	13,120.72	20,715.54
Interest received	62.24	181.64
Dividend received	411.28	-
Bank Deposits placed	(4,464.38)	(98.33)
Proceeds from redemption of bank deposits	4,522.31	938.66
Net cash generated from/(used in) investing activities (B)	(2,057.80)	5,145.36
C CASH FLOW FROM FINANCING ACTIVITIES		
Proceeds from issue of share capital and application money	39.07	24.64
Buyback of equity shares	-	(3,900.00)
Tax on buyback of equity shares	-	(788.95)
Expenses for buyback of equity shares	-	(55.40)
Repayment of lease liabilities	(184.39)	(177.96)
Dividend paid	(550.76)	(840.02)
Interest and finance charges paid	(3.42)	(3.90)
Net cash used in financing activities (C)	(699.50)	(5,741.59)
D Exchange differences on translation of foreign currency cash and cash equivalents (D)	(5.44)	(0.41)
Net increase/ (decrease) in cash and cash equivalents (A + B+ C + D)	(1,136.31)	202.39
Cash and cash equivalents at end of the period	796.67	715.15
Cash and cash equivalents at beginning of the period	1,932.98	512.76
Net increase/ (decrease) in cash and cash equivalents	(1,136.31)	202.39

Note 1:

Figures in brackets represent outflows of cash and cash equivalents.

Note 2:

The above Cash Flow Statement has been prepared under the indirect method as set out in Indian Accounting Standard (Ind-AS) 7 on Statement of cash flows.

On behalf of the Board of Directors
For Birlasoft Limited


Angan Guha
CEO & Managing Director
DIN: 09791436

Place : Pune

Date: 31 October 2023