

October 29, 2021

National Stock Exchange of India Ltd.
Exchange Plaza, Plot no. C/1, G Block,
Bandra-Kurla Complex, Bandra (E),
Mumbai - 400051.

(NSE Symbol: GENUSPOWER)

BSE Limited
P.J. Towers,
Dalal Street, Fort,
Mumbai – 400001

(BSE Code: 530343)

Dear Sir/Madam,

Sub: Unaudited Standalone and Consolidated Financial Results for the quarter and half-year ended September 30, 2021.

This is to inform that the Board of Directors of the Company at its meeting held on today i.e. October 29, 2021 (commenced at 12:15 p.m. and concluded at 14:30 p.m.), inter alia, has approved and taken on record the unaudited financial results (standalone and consolidated) for the quarter and half-year ended September 30, 2021.

Pursuant to Regulation 33 of the SEBI (Listing Obligations and Disclosure Requirements) Regulations, 2015 as amended, we enclose herewith the said unaudited financial results (standalone and consolidated) for quarter and half-year ended September 30, 2021 along with the limited review report of the Auditors, thereon.

The said results may be accessed on the Company's website i.e. www.genuspowers.com.

Kindly take the same on record.

Thanking you,

For **Genus Power Infrastructures Limited**


Ankit Jhanjhari
Company Secretary



Encl. as above

GENUS POWER INFRASTRUCTURES LIMITED

Regd. Office : G-123, Sector-63, Noida-201307, Uttar Pradesh
Corporate Office: SPL-3, RIICO Industrial Area, Sitapura, Tonk Road, Jaipur-302022, Rajasthan
Ph.:0141-7102400/500, Fax: 0141-2770319, E-mail: cs@genus.in,
Website: www.genuspower.com, CIN: L51909UP1992PLC051997



(Rs. In Lakhs)

STATEMENT OF UNAUDITED STANDALONE FINANCIAL RESULTS FOR THE QUARTER AND HALF YEAR ENDED SEPTEMBER 30, 2021

S. No.	Particulars	Quarter ended			Half year ended		Year ended
		30-Sep-21	30-Jun-21	30-Sep-20	30-Sep-21	30-Sep-20	31-Mar-21
		(Unaudited)	(Unaudited)	(Unaudited)	(Unaudited)	(Unaudited)	(Audited)
1	Income						
(a)	Revenue from contracts with customers	17,779.32	13,035.83	16,512.30	30,815.15	24,914.30	60,859.73
(b)	Other income	793.60	571.85	681.99	1,365.45	1,555.11	2,673.32
	Total income	18,572.92	13,607.68	17,194.29	32,180.60	26,469.41	63,533.05
2	Expenses						
(a)	Cost of raw materials and components consumed	9,928.56	9,504.76	9,009.67	19,433.32	13,445.94	35,565.15
(b)	Change in inventory of finished goods and work-in-progress	1,581.70	(1,523.25)	197.98	58.45	1,165.98	(541.22)
(c)	Employee benefit expenses	2,606.40	2,585.56	2,083.47	5,191.96	4,148.77	8,780.28
(d)	Other expenses	2,210.99	1,961.99	1,786.19	4,172.98	2,890.45	6,862.19
(e)	Depreciation and amortisation expenses	515.51	505.23	545.86	1,020.74	1,083.81	2,175.73
(f)	Finance costs	725.65	565.32	608.18	1,290.97	1,287.12	2,449.50
	Total expenses	17,568.81	13,599.61	14,231.35	31,168.42	24,022.07	55,291.63
3	Profit before tax (1-2)	1,004.11	8.07	2,962.94	1,012.18	2,447.34	8,241.42
4	Tax expense						
(a)	Current tax	261.31	58.94	986.38	320.25	986.38	2,845.50
(b)	Deferred tax charge / (credit)	86.31	(56.16)	39.14	30.15	(141.23)	112.84
(c)	Tax relating to earlier years	-	-	1,260.73	-	1,260.73	167.44
	Total tax expense	347.62	2.78	2,286.25	350.40	2,105.88	3,125.78
5	Net profit for the period (3-4)	656.49	5.29	676.69	661.78	341.46	5,115.64
6	Items of other comprehensive income/(loss) (net of tax)						
(a)	Items that will not be reclassified to statement of profit and loss	178.79	19.77	(3.91)	198.56	23.13	(37.48)
	Total other comprehensive income/(loss) (net of tax)	178.79	19.77	(3.91)	198.56	23.13	(37.48)
7	Total comprehensive income (5+6)	835.28	25.06	672.78	860.34	364.59	5,078.16
8	Paid - up equity share capital (face value Re.1/- per share)	2,574.67	2,574.40	2,573.59	2,574.67	2,573.59	2,573.59
9	Other equity						90,880.00
10	Earnings per share (of Re.1/- each) (not annualised) (amount in Rs.)						
	- Basic earnings per share	0.26	0.00	0.26	0.26	0.13	1.99
	- Diluted earnings per share	0.26	0.00	0.26	0.26	0.13	1.99

Notes:

- The above unaudited standalone financial results of Genus Power Infrastructures Limited ("the Company") have been reviewed by the Audit Committee and approved by the Board of Directors of the Company at their meeting held on October 29, 2021. Limited review of these results as required under Regulation 33 of SEBI (LODR) Regulation, 2015, as amended, has been completed by the joint statutory auditors of the Company. The joint statutory auditors have issued an unqualified report thereon.
- The Company's Board has reviewed the total order book position of Rs. 882.17 crores (net of taxes).
- The World Health Organization (WHO) declared outbreak of Coronavirus Disease (COVID-19) a global pandemic on March 11, 2020 and consequently there was a temporarily shutdowns in operations of the Company as per the norms laid down by Government of India and State Governments. Subsequently, the Company resumed the operations in a phased manner. In the current period under review, the COVID - 19 cases in India started rising and as response there were certain restrictions placed by the Government and the manufacturing facilities of the Company continued to operate with reduced capacity. Consequently, the Company's operations, revenue, profit during the current and previous period / year were impacted. The Company has made a detailed assessment of its liquidity position for the subsequent period / year and the recoverability and carrying value of all its assets. Based on current indicators of future economic conditions and considering the various measures announced by the government to support business, the Company expects to fully recover the carrying value of these assets. The potential impact of the COVID -19 may be different from that estimated as at the date of approval of these financial results and the company will continue to closely monitor any material changes in future economic conditions and assess the impact on its business.
- Segment information is presented in the Consolidated financial results as permitted under Ind AS 108 "Operating Segments".
- During the previous year, the Board of Directors of the Company have approved the scheme of arrangement u/s 230 -232 of the Companies Act, 2013 between the Company and Genus Prime Infra Limited and there respective shareholders and Creditors for transfer of 'Strategic Investment division' to Genus Prime Infra Limited through demerger on a going concern basis. The Company has made requisite filing to appropriate authority in the previous year. Pending final approval from appropriate authorities, no impact / disclosure has been given in respect of the above transactions in the books of the Company for the quarter and half year ended September 30, 2021.
- During the current period under review, the Company has issued 107,787 equity shares of Re 1/- each to the employees upon exercise of Stock options under the Employee Stock Option Scheme - 2012 of the Company. Further, pursuant to approval of the Nomination and Remuneration Committee of the Board of Directors, the Company has granted 8,00,000 Employee Stock Appreciation Rights to the eligible employees.
- The Code of Social Security, 2020 ('Code') relating to employee benefits during employment and post-employment received Presidential assent in September 2020 and its effective date is yet to be notified. The Company will assess and record the impact of the Code, once it is effective.
- Unaudited consolidated and standalone statement of assets and liabilities and statement of cash flows are presented in Annexure - 1 and Annexure - 2 respectively.
- Previous period figures have been regrouped / reclassified wherever necessary to conform to current period classification.

For and on behalf of the Board of Directors



Rajendra Kumar Agarwal
(Rajendra Kumar Agarwal)
Managing Director & CEO

DIN: 00011127

(Page 1 of 5)

Place: Jaipur

Date : October 29, 2021

GENUS POWER INFRASTRUCTURES LIMITED

Regd. Office : G-123, Sector-63, Noida-201307, Uttar Pradesh
 Corporate Office: SPL-3, RIICO Industrial Area, Sitapura, Tonk Road, Jaipur-302022, Rajasthan
 Ph.:0141-7102400/500, Fax: 0141-2770319, E-mail: cs@genus.in,
 Website: www.genuspowers.com, CIN: L51909UP1992PLC051997



(Rs. In Lakhs)

STATEMENT OF UNAUDITED CONSOLIDATED FINANCIAL RESULTS FOR THE QUARTER AND HALF YEAR ENDED SEPTEMBER 30, 2021

S. No.	Particulars	Quarter ended			Half year ended		Year ended
		30-Sep-21	30-Jun-21	30-Sep-20	30-Sep-21	30-Sep-20	31-Mar-21
		(Unaudited)	(Unaudited)	(Unaudited)	(Unaudited)	(Unaudited)	(Audited)
1	Income						
(a)	Revenue from contracts with customers	17,779.32	13,035.83	16,512.30	30,815.15	24,914.30	60,859.73
(b)	Other income	(85.96)	2,972.81	111.46	2,886.85	2,434.67	4,527.53
	Total income	17,693.36	16,008.64	16,623.76	33,702.00	27,348.97	65,387.26
2	Expenses						
(a)	Cost of raw materials and components consumed	9,928.56	9,504.76	9,009.67	19,433.32	13,445.94	35,565.15
(b)	Change in inventory of finished goods and work-in-progress	1,581.70	(1,523.25)	197.98	58.45	1,165.98	(541.22)
(c)	Employee benefit expenses	2,606.40	2,585.56	2,083.47	5,191.96	4,148.77	8,780.28
(d)	Other expenses	2,210.99	1,961.99	1,786.19	4,172.98	2,890.45	6,862.19
(e)	Depreciation and amortisation expenses	515.51	505.23	545.86	1,020.74	1,083.81	2,175.73
(f)	Finance costs	725.65	565.32	608.18	1,290.97	1,287.12	2,449.50
	Total expenses	17,568.81	13,599.61	14,231.35	31,168.42	24,022.07	55,291.63
3	Profit before tax (1-2)	124.55	2,409.03	2,392.41	2,533.58	3,326.90	10,095.63
4	Tax expense						
(a)	Current tax	261.31	58.94	986.38	320.25	986.38	2,845.50
(b)	Deferred tax charge / (credit)	86.31	(56.16)	39.14	30.15	(141.23)	112.84
(c)	Tax relating to earlier years	-	-	1,260.73	-	1,260.73	167.44
	Total tax expense	347.62	2.78	2,286.25	350.40	2,105.88	3,125.78
5	Net profit / (loss) for the period (3-4)	(223.07)	2,406.25	106.16	2,183.18	1,221.02	6,969.85
6	Share of profit/(loss) from associate entities	(26.21)	(24.58)	(16.67)	(50.79)	(49.32)	(110.21)
7	Net profit / (loss) for the period (5+6)	(249.28)	2,381.67	89.49	2,132.39	1,171.70	6,859.64
8	Items of other comprehensive income/(loss) (net of tax)						
(a)	Items that will not be reclassified to statement of profit and loss	178.79	19.77	(3.91)	198.56	23.13	(37.48)
	Total other comprehensive income/(loss) (net of tax)	178.79	19.77	(3.91)	198.56	23.13	(37.48)
9	Total comprehensive income / (loss) (7+8)	(70.49)	2,401.44	85.58	2,330.95	1,194.83	6,822.16
10	Paid - up equity share capital (face value Re.1/- per share)	2,574.67	2,574.40	2,573.59	2,574.67	2,573.59	2,573.59
11	Other equity						88,157.49
12	Earnings per share (of Re.1/- each) (not annualised) (amount in Rs.)						
	- Basic earnings per share	(0.11)	1.04	0.04	0.93	0.51	2.98
	- Diluted earnings per share	(0.11)	1.03	0.04	0.92	0.51	2.98

Notes:

- The above unaudited consolidated financial results of Genus Power Infrastructures Limited ("the Company") have been reviewed by the Audit Committee and approved by the Board of Directors of the Company at their meeting held on October 29, 2021. Limited review of these results as required under Regulation 33 of SEBI (LODR) Regulation, 2015, as amended, has been completed by the joint statutory auditors of the Company. The joint statutory auditors have issued an unqualified report thereon.
- The Company's Board has reviewed the total order book position of Rs. 882.17 crores (net of taxes).
- The World Health Organization (WHO) declared outbreak of Coronavirus Disease (COVID-19) a global pandemic on March 11, 2020 and consequently there was a temporarily shutdowns in operations of the Company as per the norms laid down by Government of India and State Governments. Subsequently, the Company resumed the operations in a phased manner. In the current period under review, the COVID - 19 cases in India started rising and as response there were certain restrictions placed by the Government and the manufacturing facilities of the Company continued to operate with reduced capacity. Consequently, the Company's operations, revenue, profit during the current and previous period / year were impacted. The Company has made a detailed assessment of its liquidity position for the subsequent period / year and the recoverability and carrying value of all its assets. Based on current indicators of future economic conditions and considering the various measures announced by the government to support business, the Company expects to fully recover the carrying value of these assets. The potential impact of the COVID-19 may be different from that estimated as at the date of approval of these financial results and the company will continue to closely monitor any material changes in future economic conditions and assess the impact on its business.

(Page 2 of 5)



GENUS POWER INFRASTRUCTURES LIMITED
STATEMENT OF ASSETS AND LIABILITIES

(Rs. In lakhs)

Particulars	STANDALONE		CONSOLIDATED	
	As at September 30, 2021 (Unaudited)	As at March 31, 2021 (Audited)	As at September 30, 2021 (Unaudited)	As at March 31, 2021 (Audited)
ASSETS				
Non-current assets				
Property, plant and equipment	13,991.56	14,599.94	13,991.56	14,599.94
Capital work-in-progress	188.20	8.38	188.20	8.38
Right of use assets	1,547.47	1,501.15	1,547.47	1,501.15
Intangible assets	174.65	163.37	174.65	163.37
Investment in associates	1,652.09	1,652.09	1,246.32	1,297.11
Financial assets				
Investments	8,379.60	7,800.47	8,379.60	7,800.47
Loans	2,609.99	2,609.99	2,609.99	2,609.99
Others	5,159.19	1,642.07	5,159.19	1,642.07
Non-financial assets	787.57	809.88	787.57	809.88
Deferred tax assets (net)	81.76	334.82	81.76	334.82
	34,572.08	31,122.16	34,166.31	30,767.18
Current assets				
Inventories	16,668.46	17,785.82	16,668.46	17,785.82
Financial assets				
Investments	15,247.21	13,475.14	20,120.45	16,826.98
Investment in trust	5,995.08	5,995.08	-	-
Loans	9.69	10.69	9.69	10.69
Trade receivables	56,920.54	56,534.52	56,920.54	56,534.52
Cash and cash equivalents	946.98	6,405.79	947.33	6,406.14
Other bank balances	7,891.47	5,061.96	7,891.47	5,061.96
Others	895.35	697.73	895.35	697.73
Non-financial assets	2,947.85	2,481.45	2,947.90	2,481.50
	1,07,522.63	1,08,448.18	1,06,401.19	1,05,805.34
TOTAL ASSETS	1,42,094.71	1,39,570.34	1,40,567.50	1,36,572.52
EQUITY AND LIABILITIES				
Equity				
Equity share capital	2,574.67	2,573.59	2,299.23	2,298.15
Other equity	90,691.53	90,880.00	89,439.62	88,157.49
TOTAL EQUITY	93,266.20	93,453.59	91,738.85	90,455.64
Non-current liabilities				
Financial liabilities				
Borrowings	289.82	751.71	289.82	751.71
Lease liability	29.45	4.55	29.45	4.55
Other financial liabilities	736.59	910.11	736.59	910.11
Provisions	3,430.29	3,503.28	3,430.29	3,503.28
Government grants	355.69	389.47	355.69	389.47
Net employee defined benefit liabilities	53.95	77.75	53.95	77.75
	4,895.79	5,636.87	4,895.79	5,636.87
Current liabilities				
Financial liabilities				
Borrowings	23,595.71	19,925.00	23,595.71	19,925.00
Trade payables				
- Total outstanding dues of micro and small enterprises	916.29	1,204.05	916.29	1,204.05
- Total outstanding dues of creditors other than	14,257.11	15,393.98	14,257.25	15,394.11
Lease liability	70.30	40.65	70.30	40.65
Other liabilities	89.50	101.40	89.50	101.40
Government grants	68.18	68.82	68.18	68.82
Net employee defined benefit liabilities	194.27	203.64	194.27	203.64
Current tax liabilities (net)	380.67	272.26	380.67	272.26
Provisions	945.06	1,241.21	945.06	1,241.21
Non-financial liabilities	3,415.63	2,028.87	3,415.63	2,028.87
TOTAL LIABILITIES	43,932.72	40,479.88	43,932.86	40,480.01
TOTAL EQUITY AND LIABILITIES	1,42,094.71	1,39,570.34	1,40,567.50	1,36,572.52

For and on behalf of the Board of Directors



Rajendra Kumar Agarwal
(Rajendra Kumar Agarwal)
Managing Director & CEO
DIN: 00011127

Place: Jaipur
Date : October 29, 2021

(Page 4 of 5)

GENUS POWER INFRASTRUCTURES LIMITED
STATEMENT OF CASH FLOWS

(Rs. In lakhs)

Particulars	STANDALONE			CONSOLIDATED		
	For the Half Year ended		For the Year ended	For the Half Year ended		For the Year ended
	September 30, 2021 (Unaudited)	September 30, 2020 (Unaudited)	March 31, 2021 (Audited)	September 30, 2021 (Unaudited)	September 30, 2020 (Unaudited)	March 31, 2021 (Audited)
Profit before tax	1,012.18	2,447.34	8,241.42	2,533.58	3,326.90	10,095.63
Cash flows from operating activities						
Adjustments for :						
Depreciation and amortisation expenses	1,020.74	1,083.81	2,175.73	1,020.74	1,083.81	2,175.73
Loss on sale of property, plant and equipment (net)	11.67	0.68	131.56	11.67	0.68	131.56
Income from government grants	(34.41)	(34.41)	(68.82)	(34.41)	(34.41)	(68.82)
Provision for expected credit losses and bad debts written off (net)	480.08	559.81	933.91	480.08	559.81	933.91
Interest expense	1,290.97	1,287.12	2,449.50	1,290.97	1,287.12	2,449.50
Interest income	(879.89)	(734.46)	(1,511.71)	(879.89)	(734.46)	(1,511.71)
Gain / (loss) on financial instruments at fair value through profit or loss	(287.63)	(449.15)	(556.94)	(1,809.03)	(1,328.71)	(2,411.15)
Share based payment expense	72.67	45.59	77.28	72.67	45.59	77.28
Net loss/ (gain) on foreign exchange fluctuations (unrealised)	(64.11)	(179.54)	(43.29)	(64.11)	(179.54)	(43.29)
Liabilities no longer required written back	-	(36.93)	(38.20)	-	(36.93)	(38.20)
Operating profit before working capital changes	2,622.27	3,989.86	11,790.44	2,622.27	3,989.86	11,790.44
Movement in working capital:						
Decrease / (increase) in inventories	1,117.36	2,089.79	(2,665.45)	1,117.36	2,089.79	(2,665.45)
Decrease / (increase) in trade receivable	(841.04)	9,717.15	6,345.23	(841.04)	9,717.15	6,345.23
Decrease/ (increase) in loans and other financial assets	(174.21)	125.36	148.90	(174.21)	125.36	148.90
Decrease/ (increase) in non-financial assets	(427.05)	212.87	723.98	(427.05)	212.87	723.98
Decrease in trade payables	(1,385.59)	(8,123.93)	(3,361.19)	(1,385.59)	(8,123.93)	(3,361.19)
Increase / (decrease) in financial, non-financial liabilities and provisions	792.51	(972.86)	(700.20)	792.51	(972.86)	(700.20)
Cash generated from operations	1,704.25	7,038.24	12,281.71	1,704.25	7,038.24	12,281.71
Income tax paid (net)	(95.58)	(249.11)	(1,459.79)	(95.58)	(249.11)	(1,459.79)
Net cash flows from operating activities (A)	1,608.67	6,789.13	10,821.92	1,608.67	6,789.13	10,821.92
Cash flows used in investing activities						
Purchase of property, plant and equipment, including intangible assets, capital work in progress, capital advances and capital creditors	(685.50)	(423.58)	(1,178.20)	(685.50)	(423.58)	(1,178.20)
Proceeds from sale of property, plant and equipment	0.30	1.40	5.66	0.30	1.40	5.66
Loan given to body corporate	(850.00)	-	(1,600.00)	(850.00)	-	(1,600.00)
Loan repaid by the body corporate	850.00	-	1,600.00	850.00	-	1,600.00
Investment in associates	-	-	(62.09)	-	-	(62.09)
Sale of current investments	226.59	-	4,112.87	226.59	-	4,112.87
Purchase of current investments	(1,711.03)	(747.00)	(6,770.14)	(1,711.03)	(747.00)	(6,770.14)
(Increase)/ decrease in margin money deposits (net)	(6,358.84)	(1,637.60)	(1,208.31)	(6,358.84)	(1,637.60)	(1,208.31)
Interest received	665.44	593.23	1,166.63	665.44	593.23	1,166.63
Net cash flows used in investing activities (B)	(7,863.04)	(2,213.55)	(3,933.58)	(7,863.04)	(2,213.55)	(3,933.58)
Net cash flows used in financing activities						
Cash proceeds from issue of equity shares	29.21	-	-	29.21	-	-
Repayment of long-term borrowings	(615.04)	(524.88)	(1,205.19)	(615.04)	(524.88)	(1,205.19)
Proceeds of long-term borrowings	-	-	-	-	-	-
Receipt / (Repayment) of short-term borrowings (net)	2,017.80	(713.14)	(1,306.83)	2,017.80	(713.14)	(1,306.83)
Government grant received	-	-	-	-	-	-
Dividend paid	(1,138.61)	(14.21)	(231.01)	(1,138.61)	(14.21)	(231.01)
Interest paid	(1,303.86)	(1,352.80)	(2,522.51)	(1,303.86)	(1,352.80)	(2,522.51)
Net cash flows used in financing activities (C)	(1,010.50)	(2,605.03)	(5,265.54)	(1,010.50)	(2,605.03)	(5,265.54)
Net decrease/ (Increase) in cash and cash equivalents (A+B+C)	(7,264.87)	1,970.55	1,622.80	(7,264.87)	1,970.55	1,622.80
Cash and cash equivalents at the beginning of the year	(10,922.81)	(13,451.20)	(12,545.61)	(10,922.46)	(13,450.85)	(12,545.26)
Cash and cash equivalents at the period end	(18,187.68)	(11,480.65)	(10,922.81)	(18,187.33)	(11,480.30)	(10,922.46)
Components of cash and cash equivalents:						
Cash and cash equivalent	946.98	1,962.30	6,405.79	947.33	1,962.65	6,406.14
Cash credit from banks	(19,134.66)	(13,442.95)	(17,328.60)	(19,134.66)	(13,442.95)	(17,328.60)
Total cash and cash equivalents	(18,187.68)	(11,480.65)	(10,922.81)	(18,187.33)	(11,480.30)	(10,922.46)

For and on behalf of the Board of Directors

Place: Jaipur
Date : October 29, 2021



Rajendra Kumar Agarwal
(Rajendra Kumar Agarwal)
Managing Director & CEO

DIN: 00011127

(Page 5 of 5)

S.R. BATLIBOI & ASSOCIATES LLP
Chartered Accountants
THE SKYVIEW 10, 18th Floor, North Lobby
Survey No 83/1, Raidurgam,
Hyderabad – 500032, India.

KAPOOR PATNI & ASSOCIATES
Chartered Accountants
104, Villa De Sanya, Plot - E161,
Ramesh Marg, C-Scheme,
Jaipur, 302001, Rajasthan, India

Independent Auditor's Review Report on the Quarterly and Year to Date Unaudited Standalone Financial Results of the Company Pursuant to the Regulation 33 of the SEBI (Listing Obligations and Disclosure Requirements) Regulations, 2015, as amended

**Review Report to
The Board of Directors
Genus Power Infrastructures Limited**

1. We have reviewed the accompanying statement of unaudited standalone financial results of **Genus Power Infrastructures Limited** (the "Company") for the quarter ended September 30, 2021 and year to date from April 01, 2021 to September 30, 2021 (the "Statement") attached herewith, being submitted by the Company pursuant to the requirements of Regulation 33 of the SEBI (Listing Obligations and Disclosure Requirements) Regulations, 2015, as amended (the "Listing Regulations").
2. This Statement, which is the responsibility of the Company's Management and approved by the Company's Board of Directors, has been prepared in accordance with the recognition and measurement principles laid down in Indian Accounting Standard 34, (Ind AS 34) "Interim Financial Reporting" prescribed under Section 133 of the Companies Act, 2013 as amended, read with relevant rules issued thereunder and other accounting principles generally accepted in India. Our responsibility is to express a conclusion on the Statement based on our review.
3. We conducted our review of the Statement in accordance with the Standard on Review Engagements (SRE) 2410, "Review of Interim Financial Information Performed by the Independent Auditor of the Entity" issued by the Institute of Chartered Accountants of India. This standard requires that we plan and perform the review to obtain moderate assurance as to whether the Statement is free of material misstatement. A review of interim financial information consists of making inquiries, primarily of persons responsible for financial and accounting matters, and applying analytical and other review procedures. A review is substantially less in scope than an audit conducted in accordance with Standards on Auditing and consequently does not enable us to obtain assurance that we would become aware of all significant matters that might be identified in an audit. Accordingly, we do not express an audit opinion.
4. Based on our review conducted as above, nothing has come to our attention that causes us to believe that the accompanying Statement, prepared in accordance with the recognition and measurement principles laid down in the aforesaid Indian Accounting Standards ('Ind AS') specified under Section 133 of the Companies Act, 2013 as amended, read with relevant rules issued thereunder and other accounting principles generally accepted in India, has not disclosed the information required to be disclosed in terms of the Listing Regulations, including the manner in which it is to be disclosed, or that it contains any material misstatement.

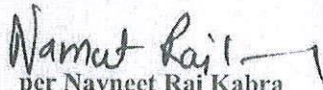


S.R. BATLIBOI & ASSOCIATES LLP
Chartered Accountants
THE SKYVIEW 10, 18th Floor, North Lobby
Survey No 83/1, Raidurgam,
Hyderabad – 500032, India.

KAPOOR PATNI & ASSOCIATES
Chartered Accountants
104, Villa De Sanya, Plot - E161,
Ramesh Marg, C-Scheme,
Jaipur, 302001, Rajasthan, India

5. We draw attention to Note 3 to the Standalone Financial Results, which describes the uncertainties and the impact of the COVID-19 pandemic on the Company's operations and results as assessed by the management. The actual results may differ from such estimates depending on future developments. Our conclusion is not modified in respect of this matter.


For S.R. BATLIBOI & ASSOCIATES LLP
Chartered Accountants
ICAI Firm Registration Number: 101049W/E300004



per Navneet Rai Kabra
Partner
Membership Number: 102328
UDIN: 21102328AAAAHP7015



Place of Signature: Hyderabad
Date: October 29, 2021

For KAPOOR PATNI & ASSOCIATES
Chartered Accountants
Firm Registration Number: 019927C


per Abhinav Kapoor
Partner
Membership Number: 419689
UDIN: 21419689AAAAABM6534



Place of Signature: Jaipur
Date: October 29, 2021

S.R. BATLIBOI & ASSOCIATES LLP
Chartered Accountants
THE SKYVIEW 10, 18th Floor, North Lobby
Survey No 83/1, Raidurgam,
Hyderabad – 500032, India.

KAPOOR PATNI & ASSOCIATES
Chartered Accountants
104, Villa De Sanya, Plot - E161,
Ramesh Marg, C-Scheme,
Jaipur, 302001, Rajasthan, India

Independent Auditor's Review Report on the Quarterly and Year to Date Unaudited Consolidated Financial Results of the Company Pursuant to the Regulation 33 of the SEBI (Listing Obligations and Disclosure Requirements) Regulations, 2015, as amended

**Review Report to
The Board of Directors
Genus Power Infrastructures Limited**

1. We have reviewed the accompanying Statement of Unaudited Consolidated Financial Results of **Genus Power Infrastructures Limited** (the "Parent") and its subsidiary (the Parent and its subsidiary together referred to as "the Group") and its associates for the quarter ended September 30, 2021 and year to date from April 01, 2021 to September 30, 2021 (the "Statement") attached herewith, being submitted by the Parent pursuant to the requirements of Regulation 33 of the SEBI (Listing Obligations and Disclosure Requirements) Regulations, 2015, as amended (the "Listing Regulations").
2. This Statement, which is the responsibility of the Parent's Management and approved by the Parent's Board of Directors, has been prepared in accordance with the recognition and measurement principles laid down in Indian Accounting Standard 34, (Ind AS 34) "Interim Financial Reporting" prescribed under Section 133 of the Companies Act, 2013 as amended, read with relevant rules issued thereunder and other accounting principles generally accepted in India. Our responsibility is to express a conclusion on the Statement based on our review.
3. We conducted our review of the Statement in accordance with the Standard on Review Engagements (SRE) 2410, "Review of Interim Financial Information Performed by the Independent Auditor of the Entity" issued by the Institute of Chartered Accountants of India. This standard requires that we plan and perform the review to obtain moderate assurance as to whether the Statement is free of material misstatement. A review of interim financial information consists of making inquiries, primarily of persons responsible for financial and accounting matters, and applying analytical and other review procedures. A review is substantially less in scope than an audit conducted in accordance with Standards on Auditing and consequently does not enable us to obtain assurance that we would become aware of all significant matters that might be identified in an audit. Accordingly, we do not express an audit opinion.

We also performed procedures in accordance with the Circular No. CIR/CFD/CMD1/44/2019 dated March 29, 2019 issued by the Securities and Exchange Board of India under Regulation 33(8) of the Listing Regulations, to the extent applicable.

4. The Statement includes the results of the following entities:

Entity	Relationship
Genus Power Infrastructures Limited	Parent
Genus Shareholders Trust	Subsidiary- Sole Beneficiary
M.K.J Manufacturing Pvt Ltd	Associate
Greentech Mega Food Park Limited	Associate

5. Based on our review conducted and procedures performed as stated in paragraph 3 above and based on the consideration of the review reports of other auditors referred to in paragraph 7 below, nothing has come to our attention that causes us to believe that the accompanying Statement, prepared in accordance with recognition and measurement principles laid down in the aforesaid Indian Accounting Standards ('Ind AS') specified under Section 133 of the Companies Act, 2013, as



S.R. BATLIBOI & ASSOCIATES LLP
Chartered Accountants
THE SKYVIEW 10,18th Floor, North Lobby
Survey No 83/1, Raidurgam,
Hyderabad – 500032, India.

KAPOOR PATNI & ASSOCIATES
Chartered Accountants
104, Villa De Sanya, Plot - E161,
Ramesh Marg, C-Scheme,
Jaipur, 302001, Rajasthan, India


amended, read with relevant rules issued thereunder and other accounting principles generally accepted in India, has not disclosed the information required to be disclosed in terms of the Listing Regulations, including the manner in which it is to be disclosed, or that it contains any material misstatement.

6. We draw attention to Note 3 to the Standalone Financial Results, which describes the uncertainties and the impact of the COVID-19 pandemic on the Company's operations and results as assessed by the management. The actual results may differ from such estimates depending on future developments. Our conclusion is not modified in respect of this matter.
7. The accompanying Statement includes the unaudited interim financial results and other financial information, in respect of:
 - a. One subsidiary, whose unaudited interim financial results include total assets of Rs. 24,801.61 Lakhs as at September 30, 2021, total revenues of Rs. Nil and Rs. Nil, total net profit/ (loss) after tax of Rs. (80.80) Lakhs and Rs. 8,159.46 Lakhs, total comprehensive income/ loss) of Rs. (80.80) Lakhs and Rs. 8,159.46 Lakhs, for the quarter ended September 30, 2021 and the period ended on that date respectively, and net cash outflow of Rs. 0.01 Lakhs for the period from April 01, 2021 to September 30, 2021, as considered in the Statement whose interim financial results, other financial information have been reviewed by their respective independent auditors.
 - b. Two associates, whose unaudited interim financial results include Group's share of net loss of Rs. 26.21 Lakhs and Rs. 50.79 Lakhs and Group's share of total comprehensive loss of Rs. 26.21 Lakhs and Rs. 50.79 Lakhs for the quarter ended September 30, 2021 and year to date from April 01, 2021 to September 30, 2021 respectively, as considered in the Statement whose interim financial results, other financial information have been reviewed by their respective independent auditors.

The independent auditor's reports on interim financial results of these entities have been furnished to us by the Management and our conclusion on the Statement, in so far as it relates to the amounts and disclosures in respect of subsidiary and associates is based solely on the report of such auditors and procedures performed by us as stated in paragraph 3 above.

Our conclusion on the Statement in respect of matters stated in para 7 is not modified with respect to our reliance on the work done and the reports of the other auditors.

For S.R. BATLIBOI & ASSOCIATES LLP
Chartered Accountants
ICAI Firm Registration Number: 101049W/E300004




per Navneet Rai Kabra
Partner
Membership Number: 102328
UDIN: 21102328AAAAHQ3919




Place of Signature: Hyderabad
Date: October 29, 2021

For KAPOOR PATNI & ASSOCIATES
Chartered Accountants
Firm Registration Number: 019927C


per Abhinav Kapoor
Partner

Membership Number: 419689
UDIN: 21419689AAAABN1436



Place of Signature: Jaipur
Date: October 29, 2021