

**Date:** June 07, 2023

**To,**

**The Manager - Listing  
Dept of Corp. Services,  
BSE Limited  
P.J. Towers, Dalal Street, Fort,  
Mumbai – 400 001  
Scrip Code: 543593**

**The Manager – Listing  
National Stock Exchange of India Ltd.  
Exchange plaza, Bandra Kurla Complex  
Bandra East  
Mumbai – 400 051  
Symbol: DBOL**

Dear Sir/Ma'am,

**Sub: Annual Report for the Financial Year 2022-23.**

Pursuant to Regulation 34 of the SEBI (Listing Obligation and Disclosure Requirement) Regulations, 2015, we enclose herewith a copy of Annual Report for the Financial Year 2022-23. The 3<sup>rd</sup> Annual General Meeting of the Company is scheduled to be held on Friday, June 30, 2023 at 4:00 P.M. (IST) via two-way Video Conferencing (“VC”)/ Other Audio-Visual Means (“OVAM”).

The said Annual Report is being sent through electronic mode to the shareholders of the Company whose email addresses are registered with the Company/ RTA/ Depository Participants and is also available on the website of the Company at [www.dhampur.com](http://www.dhampur.com).

You are requested to take the same on record.

Thanking you

Your Sincerely,  
**For Dhampur Bio Organics Limited**

**Ashu Rawat  
Company Secretary and Compliance Officer**

# Annual Report 2022-23



# Stories Inside

## 01-23

### Corporate Overview

Management Letter	01
FY2023 in a Nutshell	02
Corporate Overview	04
Performance on Financial Metrics	08
Environment, Social, Governance (ESG) at DBO	10
Our Board of Directors	20

## 24-76

### Statutory Reports


Management Discussion and Analysis	24
Directors' Report	38
Report on Corporate Governance	59

## 77-234

### Financial Statements

Standalone Financial Statements	77
Consolidated Financial Statements	158

To view this report online, please visit:  
[www.dhampur.com](http://www.dhampur.com)



### Forward-looking statements

In this Report, we have made certain forward-looking statements to enable our investors to take informed investment decisions. These set out the anticipated results based on the Management's plans and assumptions. Where possible, we have tried to identify such statements by using words such as 'anticipates', 'estimates', 'expects', 'projects', 'intends', 'plans', 'believes', and words of similar substance in reference to any statement or discussion relating to future prospects or performance. While we have been prudent in making such assumptions, we cannot guarantee that these forward-looking statements will be realised as the information shared therein is subject to risks, uncertainties and even inaccurate assumptions. Should any known or unknown risks or uncertainties materialise, or should the underlying assumptions prove inaccurate, the actual results could vary materially from those anticipated, estimated or projected. We undertake no obligation to publicly update any forward-looking statements, whether as a result of new information, future events or otherwise.

# Management Letter

“ Going forward, we are redoubling our cane development efforts for increasing throughput and improving our recovery. We are confident that these efforts will result in sustainably increasing our raw material availability. We are planning to increase capacity at our plants to take advantage of this increase in raw material supply. ”

## **Dear Shareholders,**

The fiscal year 2023 saw DBOL make marked progress towards its strategic goals of innovation, integration and value addition. Our initiatives during the year focussed on improving cane development, better utilisation of capacities, and opening up new markets. We also faced challenges, which led to a less than targeted performance of our core business.

Through this letter, I would like to briefly discuss our hits and misses for the year that went by, and share our emerging goals for this year.

Our biggest miss for FY2023 was a decline in our “gross recovery - (sucrose % cane)”, which had knock-on impacts on the turnover and margin in our sugar segment. In both our Asmoli and Mansurpur units, the sugarcane crop suffered from a severe pest infestation. We have adopted a multi-pronged approach to contain this menace. Besides piloting a programme for using drones to administer targeted pesticide application, we are engaging eminent scientists early in the crop lifecycle. Additionally, we have begun

aggressively pursuing planting of new and improved alternate varieties to replace the 238 sugarcane variety (which is showing declining recovery).

In FY2022, we had executed a capex project in our Asmoli unit to produce fine-grain, pharma-grade sugar. This facility was commissioned in mid-December 2022; we utilised our export quota to deliver this higher value sugar, leading to higher price realisation and improved inventory management. Our pharma-grade sugar initiative has opened up new avenues of business for us from both domestic and global institutional buyers, who look at us as a reliable producer of high-quality sugar.

Our energy efficiency focus and initiatives resulted in considerably higher bagasse savings for the year, which we monetised at a higher premium than the previous year.

Going forward, we are redoubling our cane development efforts for increasing throughput and improving our recovery. We are confident that these efforts will result in sustainably increasing our raw

material availability. We are planning to increase capacity at our plants to take advantage of this increase in raw material supply. ‘Premiumisation’ will continue to enhance our sugar realisation and margins - we are focussed on tapping the inroads we have made into the premium institutional markets.

Bio fuels remains exciting, on the back of policy initiatives. Our Company is well positioned to grow in this space.

We remain actively engaged with our farmer partners and our agricultural community, and continue to develop education, sports and health facilities in line with our ambition to be sustainable and balanced.

Our industry is at a very exciting and invigorating cusp, and I eagerly look forward to progressing further on this journey with you.

Sincerely,

**Gautam Goel**  
Managing Director



# FY2023 in a Nutshell

- Higher cane crushed at 43.22 Lakh Tonnes, and lower recovery resulting from pest infestation; Work in progress for the development of newer, high-yielding cane varieties.

- Diversion of 5.99 Lakh Tonnes of cane for syrup-derived ethanol – 4X over FY2022, through better sweating of the ethanol plant, thus driving better margins and topline growth.

- Substantial increase in bagasse savings due to debottlenecking through installation of new equipment.

- Sugar sold increased from 3.30 Lakh Tonnes to 4.53 Lakh Tonnes, which included export of 0.70 Lakh Tonnes of refined sugar as against 0.38 Lakh Tonnes of export in FY2022.

- Granted licence(s) to manufacture Pharmaceutical Grade Sugar Quality ICUMSA below 45 conforming to I.P / B.P / U.S.P specification.

- Certified with FSSC 22000, ISO 9001:2015, ISO 14001:2015 for manufacturing of Refined sugar.





---

Emerged as one of the top Country Liquor (CL) manufacturing groups in Uttar Pradesh within 5 months of foraying into the business as a forward integration initiative, leading to better value realisation.

---

Carbon Dioxide (CO<sub>2</sub>) plant commissioned with capacity of 80 TPD.

---

Successfully commissioned a 700 Tonnes per day pharma-grade sugar manufacturing facility at the Asmoli unit, enabling exports of refined sugar.

---

Demerger completed on May 3, 2022, with scheme being implemented successfully and the equity shares of Dhampur Bio Organics Limited (DBOL) getting listed on BSE and NSE on September 8, 2022.

---

Introduced our new logo to ensure an unique identity.



# Corporate Overview

Dhampur Bio Organics Limited (DBOL) is one of India's leading sugar companies with a growing presence in agri-business and bio-energy. Its value proposition is led by its rich and deep-rooted legacy. The Company continues to nurture its values and heritage, while building on its strategic strengths to steer future growth and value creation.

## Our Guiding Principle, Credo & Strategy

As an agribusiness, DBOL is interwoven with the rural economy and bio fuels, which gives us the opportunity to make an outsized impact on our environment. Our guiding principle is summarised in our Credo – 'Sustainability & Balance'.


Our Credo lies at the heart of our business strategy. It steers not only our strategic approach but also the operations and management philosophy, which guides our growth journey.

### SUSTAINABILITY

- Strong focus on preserving and nurturing our natural surroundings through environment-friendly operations.
- Sustained investments in eco-friendly business segments, for the benefit of all our stakeholders.

### BALANCE

- Endeavours to find the right balance between growth, new initiatives and prudent financial discipline.
- Balancing the aspirations and requirements of our large and diverse stakeholder base - farmers, suppliers, employees, lenders, shareholders and regulators, and the community at large.





## Our Strategy

Our Strategy is designed to build on our strengths while exploring new avenues for growth.

The strategy, summarised by 'Innovation', 'Integration' and 'Value Creation', helps us create a flywheel for our business. This enables us to improve our production capabilities, diversify our product range, and achieve a higher margin through better price propositions and lower costs. We believe this will help us ensure sustainable success.



### Innovation

- Building on our legacy to innovate and improve.
- New products and strategies to improve business sustainability & balance.



### Integration

- Extracting the full potential of sugarcane by producing sugar, bio fuels, molasses and power from the crushed cane.
- Ensuring backward and forward integration, backed by sustainable practices.

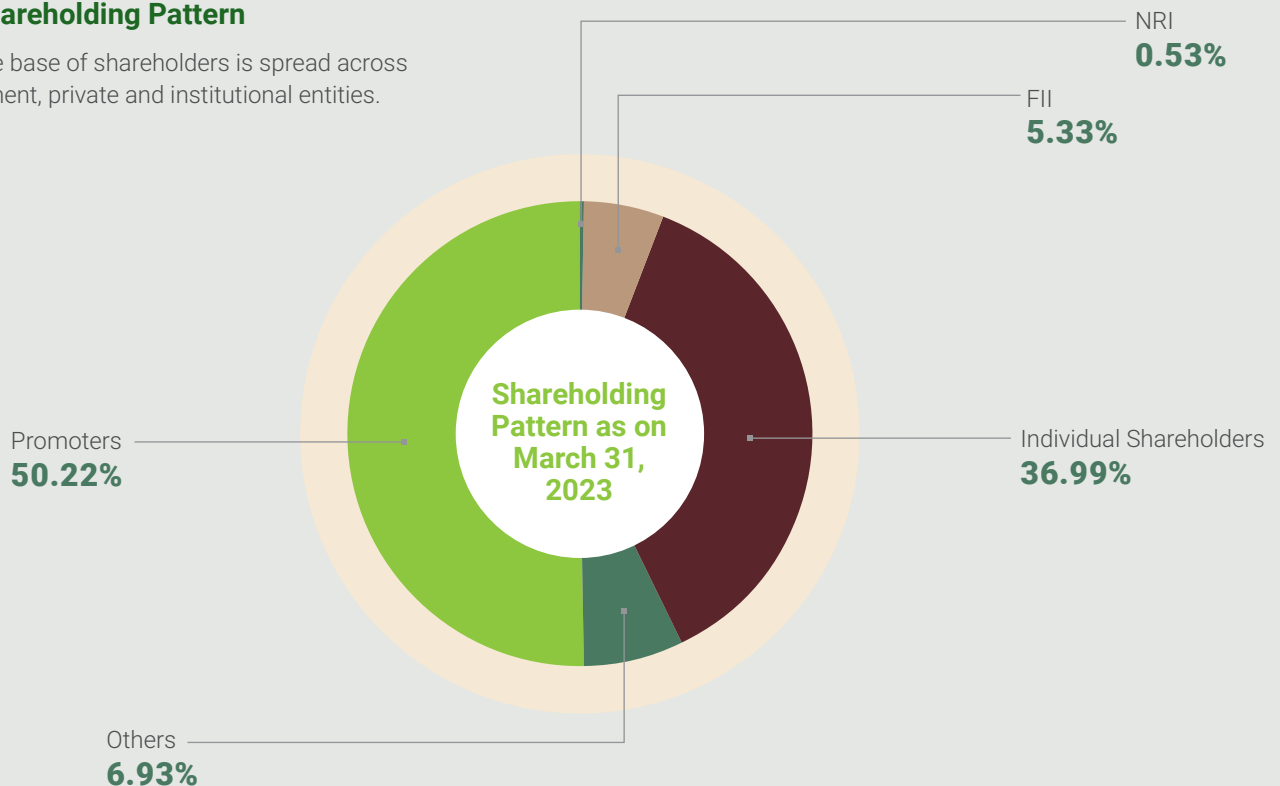


### Value Creation

- Going beyond our prime sugar & agri business to provide value-additions.
- Forays into synergistic areas to increase margins.

## Our Shareholding Pattern

Our wide base of shareholders is spread across government, private and institutional entities.



## Our Manufacturing Strength

Our manufacturing capacities and capabilities are a robust pillar of our business growth. Our manufacturing facilities are located strategically in the cane-rich areas of Uttar Pradesh. They are also situated in close proximity to one another, giving us a strong catchment and logistical advantage, and enabling smooth cane transportation and supply.

What further enhances our manufacturing edge is that all our plants are well positioned to tap the export opportunities in both refined sugar and raw sugar. Additionally, the opportunities arising from pharma-grade sugar has further bolstered our export revenues.

**WITH THE COMMISSIONING OF THE MANUFACTURING CAPACITIES IN COUNTRY LIQUOR (CL), CARBON DIOXIDE (CO<sub>2</sub>) AND PHARMA-GRADE SUGAR, WE FURTHER ENHANCED OUR MANUFACTURING STRENGTH.**

Capacity	Consolidated	Asmoli Plant (District Sambhal)	Mansurpur Plant (District Muzaffarnagar)	Meerganj Plant (District Bareilly)
Sugarcane Crushing (TCD)	26,000*	9,000	8,000	9,000*
Sugar Refinery (TPD)	2,000	1,100	900	-
Pharma Grade Sugar (TPD)	700**	700**	-	-
LQW Sugar (TPD)	800	-	-	800
Bio Fuels & Spirits (LPD) on BH Molasses	312,500	312,500	-	-
Renewable Energy (MW)	95.5	43.5	33	19
Country Liquor (Million Cases per year)	4.2 <sup>@</sup>	4.2 <sup>@</sup>	-	-
Carbon Dioxide (CO <sub>2</sub> ) (TPD)	80 <sup>#</sup>	80 <sup>#</sup>	-	-

\*Meerganj Unit is being expanded to crush 9,000 TCD and should be operational by October 2023.

\*\* Pharma grade sugar has been assessed and certified as meeting the requirements of Food Safety System Certification FSSC 22000.

<sup>@</sup> Domestic spirits capacity increased from 2.8 Million cases per year to 4.2 Million cases per year.

<sup>#</sup> Carbon Dioxide plant commissioned with the capacity of 80 TPD.





### Numbers validating our manufacturing prowess

**43.22 Lakh**

Tonnes in FY2023 as against 40.33 Lakh Tonnes in FY2022

**Cane Crushed\***

**3.51 Lakh**

Tonnes in FY2023 as against 3.97 Lakh Tonnes in FY2022

**Sugar Produced**

**9.42%**

in FY2023 as against 10.23% in FY2022

**Net Sugar Recovery**

**980.59 Lakh**

Bulk Litres in FY2023 as against 456.03 Lakh Bulk Litres in FY2022

**Ethanol Produced**

**34.53 MW Crore**

Units in FY2023 as against 31.75 MW Crore Units in FY2022

**Renewable Power Generated**

**14.67 MW Crore**

Units in FY2023 as against 14.50 MW Crore Units in FY2022

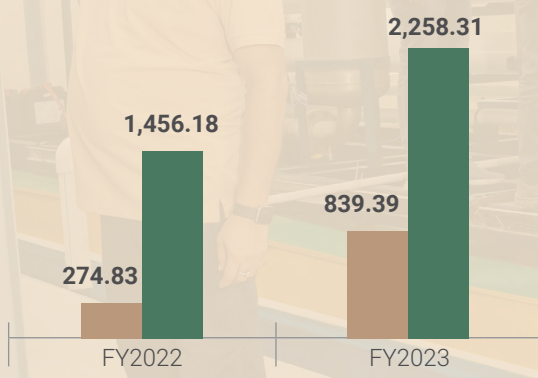
**Sale of Power to UPPCL**

\* 5.99 Lakh Tonnes of Sugarcane Diverted to Syrup-derived Ethanol in FY2023 as against 1.53 Lakh Tonnes in FY2022

### Total Revenue Mix for FY2023

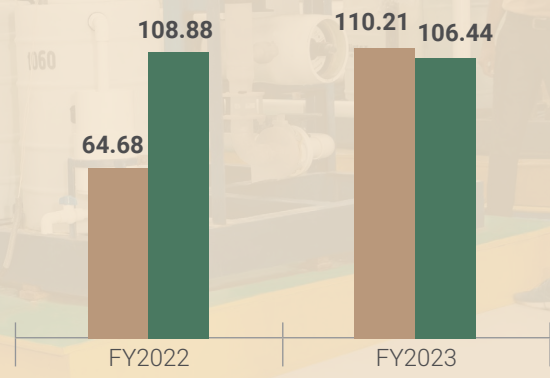
**REVENUE**

(₹ Crore)



**EBIT**

(₹ Crore)





# Performance on Financial Metrics

(₹ in Crore)

Key Metrics	FY2023	FY2022
Revenues	2,654.44	1,564.09
EBIDTA	216.14	190.39
EBIDTA Margin	8.11%	12.11%
Cash Profits	152.87	137.41
Profit Before Tax & Exceptional Items	134.77	129.41
Profit After Tax	111.10	102.33
Share Capital	66.39	66.39
Other Equity	922.34	812.11
Net Worth	988.73	878.50
Working Capital Loans	558.10	664.00
Net Block	902.19	683.14
Net Current Assets	265.91	265.67
EPS (₹/share)	16.74	15.41
Debt:Equity Ratio (Times)	0.81	0.94
Interest Coverage Ratio (Times)	4.30	5.36
Current Ratio (Times)	1.31	1.28

Consolidated numbers





## Performance across verticals

### SUGAR

Performance Metric	FY2023	FY2022	FY2021
Cane Crushed* (Net) (Lakh Tonnes)	<b>43.22</b>	40.33	41.55
Sugar Production (Lakh Tonnes)	<b>3.51</b>	3.97	4.49
Net Recovery (%)	<b>9.42</b>	10.23	10.81
Sugar Sales** (Lakh Tonnes)	<b>4.53</b>	3.63	5.32
White Sugar Realisations ₹/Kg	<b>36.68</b>	35.48	33.00
Closing Stock of Sugar (Lakh Tonnes) (as on March 31, 2023, 2022, & 2021)	<b>1.47</b> (@₹ 33.93/kg)	2.58 (@₹ 32.76/kg)	1.98 (@₹ 30.52/per kg)

\*Sugar Cane crushed includes 5.99 Lakh Tonnes of cane diverted towards syrup-derived ethanol in FY2023 as against 1.53 Lakh Tonnes in FY2022.

\*\*Sugar Sale in FY2023 includes exports of raw sugar of 0.70 Lakh Tonnes against export of 0.38 Lakh Tonnes in the previous fiscal.

### BIO FUELS & SPIRITS

Performance Metric	FY2023	FY2022	FY2021
Production Ethanol/ENA (Lakh BL)	<b>980.59</b>	456.03	351.76
Sales Ethanol/ENA (Lakh BL)	<b>885.21</b>	462.76	353.06
Average Sales Realisation (₹/BL)	<b>60.83</b>	56.07	51.89

- Manufactured 467.52 Lakh BL syrup-derived ethanol and sold 408.01 Lakh BL at an average sale realisation of ₹ 64.24/BL during FY2023 against 120.38 Lakh BL syrup-derived ethanol and sold 119.60 Lakh BL at an average sale realisation of ₹ 63.20/BL during FY2022.
- Manufactured 513.08 Lakh BL of B-Heavy derived ethanol and sold 467.20 Lakh BL at an average sale realisation of ₹ 58.74/BL during FY2023 against 305.79 Lakh BL production and sale of 295.85 Lakh BL at an average sale realisation of ₹57.76/BL during FY2022.
- Total sales of 11.62 Lakh cases of Country liquor was achieved during the fiscal.

### RENEWABLE ENERGY

Performance Metric	FY2023	FY2022	FY2021
Power Generation (Core units)	<b>34.53</b>	31.75	35.99
Power Export to UPPCL (Core units)	<b>14.67</b>	14.50	17.41
Realisations (₹/unit)	<b>3.30</b>	3.18	3.05

- Power operations continued to be carried out in an efficient manner.
- Surplus power being supplied to UPPCL.
- Renewable power plants being operated at reduced capacity for lesser number of days due to lower tariff. The Company is optimising revenue by selling the surplus bagasse.

# Environment, Social, Governance (ESG) at DBO

Sustainability and Balance form essential pillars of our Credo at DBOL, representing our unwavering commitment to responsible practices. We are fully committed to driving sustainability across all aspects of our business, recognising the interconnectedness of environmental, social, and governance factors. In pursuit of this commitment, we have aligned our ESG journey with the United Nations' Sustainable Development Goals (UNSDGs), which provide a comprehensive framework for addressing global challenges. By integrating sustainability practices into our operations, we strive to make a positive impact, contribute to a more sustainable future, and create long-term value for our stakeholders. We are committed to continuous improvement and look forward to sharing our progress with you, while working together towards a more sustainable world for our collective long-term progress.

**WE ARE PROUD TO ANNOUNCE THAT WE WILL PUBLISH OUR FIRST SUSTAINABILITY REPORT THIS YEAR, ALIGNED WITH THE GLOBAL REPORTING INITIATIVE (GRI) STANDARDS. THIS REPORT WILL PROVIDE A COMPREHENSIVE OVERVIEW OF OUR ESG INITIATIVES AND PERFORMANCE.**

**ISO 9001:2015 and ISO 14001:2015 certifications:**

Mansurpur unit

**Green Category in SGP Audit:**

Mansurpur and Asmoli units

**FSSC 22000 certification:**

Mansurpur and Asmoli units





## Contributing to the Sustainable Development Goals

The United Nations Sustainable Development Goals (UNSDGs) represent a universal call to action to end poverty, protect the planet, and ensure that everyone experiences peace and prosperity. Adopted by all United Nations Member States in 2015, the SDGs consist of 17 goals that are

interconnected and aim to achieve a sustainable future for all.

Our contribution to the UNSDGs is the outcome of our commitment to responsible governance, resource-efficient operations, purposeful products, and people-first approach.

Our ESG focus areas under the four strategic pillars mirror these and contribute to several of these goals, including Affordable and Clean Energy, Decent Work and Economic Growth, Gender Equality, Reduced Inequalities, Responsible Consumption and Production, and Climate Action. The following table depicts the same.





## Nurturing the Environment

### PROMOTING SUSTAINABLE SUGARCANE PRODUCTION

DBOL prioritises environmental protection by promoting sustainable sugarcane production. We recognise the importance of sustainable agriculture practices for our business and the communities we serve and actively encourage our growers to adopt eco-friendly methods that enhance soil health, conserve water resources, and minimise pesticide and fertiliser usage.

To achieve this, our quality and lab teams collaborate with the agricultural experts to ensure the crop's economic viability for farmers. We facilitate farmer capacity building and conduct demonstration pilot programmes to promote the adoption of improved techniques. We also provide training and access to modern agricultural technologies, supporting farmers in implementing sustainable practices.

Our main focus revolves around several key techniques including optimising planting geometry, promoting efficient irrigation methods, minimising pesticide impact, and encouraging the utilisation of sugarcane waste as organic manure. Through these efforts, we strive to create a sustainable and environmentally responsible sugarcane production system.

### PROMOTING SUSTAINABLE OPERATIONS

DBOL is committed to reducing its carbon footprint and mitigating environmental impact through effective resource management. We promote sustainable practices in all aspects of our operations that includes regular monitoring of energy usage, exploring renewable energy sources for captive consumption, and investing in energy-efficient equipment. We also undertake regular audits to ensure compliance with global standards.

We have implemented various energy conservation measures including replacing old equipment, installing efficient turbines and steam-saving equipment, using Variable Frequency Drive (VFD), and utilising waste heat energy. These initiatives are expected to lower our production costs by saving energy and fuel.

DBOL's perspective is that no by-product produced during our manufacturing process is considered 'waste'. Instead, each by-product is seen as an opportunity for vertical integration or product diversification, serving as new drivers for growth. As a result, we utilise bagasse, a by-product of sugar manufacturing, as fuel for power generation. Additionally, specially

designed slop boilers (incinerators) are used to burn spent wash as fuel, thereby reducing pollutants and benefiting the environment.

To address the rising scarcity of water, we have constructed rainwater harvesting systems, installed hand pumps for clean drinking water and undertaken pond adoption & rejuvenation initiatives. Additionally, we have also installed a bio-anaerobic Bio Digester at our Effluent Treatment Plant which facilitates maximum water recycling, thereby promoting sustainable water management practices.

### ENSURING SUSTAINABLE SUPPLY CHAIN PRACTICES

We are making continuous efforts towards ensuring sustainable and ethical practices across our supply chain in the sugarcane sector to ensure that sugarcane is produced in a socially responsible and environmentally sustainable manner.







## Investing in Social Growth

Our focus on building social relationships is unequivocal. Our outreach initiatives for farmers, along with our Corporate Social Responsibility (CSR) and Human Resource (HR) development programmes, are making a strong impact on the ground.

### FARMER OUTREACH: UPLIFTING FARMERS THROUGH KNOWLEDGE SHARING

Farmers are a key stakeholder for DBOL. We are dedicated to supporting and empowering farmers and consistently engage in initiatives to provide them with the requisite knowledge and support to grow high-quality sugarcane.

Significant strides have been made in reaching out to farmers through an extensive and comprehensive door-to-door outreach programme. The Company has achieved a high level of coverage by ensuring that 75% to 100% of the farmers in its catchment area have been visited by the cane development team. This is notably higher than the industry average coverage of around 60%.

In addition, we have:

- ✔ Conducted over 1,500 village meetings and organised regular goshtis to bring together large groups of farmers from various villages in Asmoli, Mansurpur and Meerganj. This has allowed farmers to share their experiences and learn from each other.
- ✔ Provided 900 man-hours of training to improve the knowledge and skills of farmers, with the help of Subject Matter Experts (SME), including Dr. Bakshi Ram, an agro scientist who has developed the sugarcane variety CO-0238 which occupies over 70% of the sugarcane area in Northern India, Dr. S. N. Tiwari and Dr. A. K. Agnihotri also agro scientists.

### WAY FORWARD

The Farmer Outreach programme is a part of our commitment to uplifting the farming community and fostering sustainability in the agricultural sector. Through this, we look forward to creating a better future for the farmers and the community at large.



## Empowering Employees to Drive Inclusive Progress

Employee welfare, well-being, learning, training, and career progression have been established as pivotal focal points within our organisation. We consistently foster connection and unity among our people, nurture bonds and promote effective communication to cultivate a positive and supportive work environment across the entire organisation.

### Nurturing employee engagement

A series of employee engagement activities are planned and held throughout the year to create a sense of belongingness and build more awareness about the organisation among the employees. The programmes see enthusiastic participation from employees at all levels and across units.

### Strengthening employee communication

We recognise the importance of creating a structured communication channel that ensures transparency and sustained employee interest in the operations of the organisation. This healthy exchange of ideas and concern for business issues is done through initiatives like:

- ✔ **Nayi Soch:** Kaizen Promoting Drive.
- ✔ **Nayi Drishti:** A photography/videography competition.
- ✔ **Nayi Chetna:** Competition to boost concerns on safety.
- ✔ **Nayi Lagan:** Quiz on 'Know Your Organisation and Operations'.

- ✔ **Chai-Shai:** Informal sessions where Unit Heads and other stakeholders connect with blue-collar workers, focussing on operations, safety and welfare.
- ✔ **Mel-Milap:** This initiative ensures constant engagement and communication of the leadership team and HR team with employees to understand and address their concerns related to operations and welfare. A proactive approach ensures open communication and builds a positive work culture.
- ✔ **Agaman:** Our 'Campus to Corporate' initiative is designed to empower recent graduates with the necessary skills, knowledge, and mindset to succeed in the professional world. It serves as a transformative bridge, bridging the gap between academia and the corporate environment through comprehensive training and guidance. Our goal is to facilitate a seamless transition and position graduates for success in their professional journeys.





## Promoting diversity

In addition to training, development, and engagement, we prioritise workplace diversity, specifically emphasising on gender diversity as a significant aspect of our employee empowerment initiatives. We seek to actively foster an inclusive environment where women can thrive and bring unique perspectives and experiences to drive innovation and success.

**Avsar –  
Employability  
programme for  
women family  
members of  
employees**

“ The sugar industry has historically had low participation by women, particularly on the factory shop floor. Recognising the need to build a diverse workforce and promote women as role models in the community, we have launched the Avsar programme.”

**THE PROGRAMME  
IS DESIGNED AS AN  
ALTERNATIVE TO  
TRADITIONAL TRAINEE  
OR APPRENTICE  
PROGRAMMES, WITH A  
FOCUS ON THE INTENT  
AND INCLINATION OF  
WOMEN TO LEARN,  
RATHER THAN  
THEIR EDUCATIONAL  
BACKGROUND.**



The Avsar programme has had a significant impact on women's employment in the sugar industry and on the organisation itself.

### Impact on industry

- By focussing on the intent and inclination of women to learn, rather than their educational background, the programme has provided opportunities to many women who may have faced career breaks or other obstacles.
- This approach has helped to build a diverse and inclusive workforce, bringing fresh talent and diverse capabilities to the industry.

### Impact on DBOL

- By promoting diversity and inclusion, the programme has helped to create a more caring, progressive, and safe work environment, leading to increased employee continuity of service.
- It has also contributed to social development by promoting women as role models in the community.

We are proud of the impact this programme has had in its early days, and look forward to further driving better employment opportunities for women.

## Rewards & Recognition

Under the banner of 'Shabash DBOL,' we implemented a structured recognition and rewards program to motivate our workforce. Throughout the year, a number of employees were recognised for their contribution to the sustainability of our operations.



### Spot Award – 'Kya Baat Hai'

Workman & supervisory category employees are nominated each month and recognised for their contributions



### Team Dhurandhar

One team from each business entity is nominated for the month, basis their contribution to the operations

## EMPLOYEE SPORTS MEET

The Company organised a three-day employee sports meet focussing on wellness and team-building. Sports like cricket, badminton, table tennis, kho-kho, and volleyball were featured, fostering physical fitness and camaraderie. The sports meet successfully promoted employee wellness, unity, and collaboration within the organisation.

A yoga session was organised for the employees and their families to promote mental and holistic well-being. A qualified yoga instructor was appointed to guide the participants on right yoga practices and their benefits, encouraging them to make lifestyle changes and practice yoga regularly. A 5 km half marathon, promoting an active lifestyle and teamwork was also organised. Employees enthusiastically participated, creating an energetic atmosphere.







## Steering Community Development

As part of our social outreach, we are dedicatedly pursuing a structured Corporate Social Responsibility (CSR) strategy. Our CSR initiatives are centred around the four key areas of:



### SKILLFULNESS & EDUCATION

In collaboration with Nehru Yuva Kendra and Gram Swaraj Mission Ashram, we have established the 'Sampoorna' Tailoring Training Centre in Mansurpur wherein we provide financial, technical, and operational assistance for ensuring smooth functioning. This state-of-the-art tailoring training centre is dedicated to empowering women and plays a pivotal role in enabling them to become self-reliant. The skill development programme aims to train around 120 women trainees in multiple batches of 20 each in a year.



## SPORTS

We actively promote sports among rural children and youth by providing them access to high-quality infrastructure and equipment. Additionally, we provide sponsorship opportunities to budding talents emerging from our programmes, enabling their participation in national and international sporting events.

Notably, our squash programme has supported numerous children who have represented India at prestigious levels. Inspired by the accomplishments, we have recently partnered with an Academy to offer children in rural India an avenue to engage in basketball – an emerging sport. Through this collaboration, we aspire to provide alternative opportunities for children to cultivate healthier lifestyles, attain financial independence, and become influential figures within their communities.

## SAVE ENVIRONMENT

Our environmental initiatives for the community primarily revolve around water conservation efforts, such as revitalising ponds, installing hand pumps, and promoting efficient plantation practices. Moreover, we maintain regular communication with farmers, offering support in adopting modern farming techniques, implementing machinery, enhancing animal husbandry practices, and reducing the reliance on chemicals and fertilisers, all with the aim of promoting sustainable and eco-friendly agricultural practices.

## SOCIAL WELFARE

As part of our social welfare programmes, we focus on the promotion of preventive healthcare. During the year, we conducted free Mobile Health Camp Services through the PHD Rural Development Foundation in 24 peripheral villages of Asmoli, Meerganj and Mansurpur.



The project was focussed on creating healthcare awareness and inculcating sensitivity towards one's own health across the underserved communities, including women and children. 238 healthcare camps, including generic health camps and specialised health camps for women and children, were organised under the project with the objective to provide healthcare services to the villagers and low-income group beneficiaries. 25 specialist-assisted eye screening camps were organised to

detect and diagnose incidence of eye related ailments, facilitating treatment of 3,841 patients and distribution of 2,150 spectacles. General awareness programmes were also conducted across diverse health topics for the community members, benefiting more than 24,000 patients.







## Ensuring Ethical and Transparent Governance

At DBOL, we firmly recognise that a robust governance framework is the foundation of our consistent performance and demonstrate an unwavering commitment for operating responsibly. An effective Board oversight, adherence to sound corporate governance practices, and stringent compliance to the critical laws, regulations, and guidelines, enable us to deliver sustainable long-term value to our stakeholders. Integrity, ethics and transparency are the pillars of our governance approach and framework.

### COMPLIANCE MANAGEMENT

Compliance management is a fundamental aspect of our business operations. We understand that compliance risks can have significant consequences, both in terms of financial and reputational damage.

We have implemented a comprehensive compliance management programme that commensurate with the size and complexity of our operations. The programme is designed to identify, assess, and mitigate compliance risks. Adequate internal systems and processes have been established to monitor and ensure compliance considering all applicable requirements.


### PROMOTING BOARD DIVERSITY

DBOL firmly believes in Board diversity as it recognises the immense value that diverse perspectives, experiences, and expertise bring to decision-making processes, fostering innovation, driving organisational success, and ensuring inclusivity at the highest level of governance. Our Board of Directors consists of nine members, with women comprising 22.2% of the Board composition.





# Our Board of Directors



**VIJAY KUMAR GOEL**  
Chairman

Mr. Vijay Kumar Goel was one of the promoters of the undivided company, and was on the Board since 1960. He has been the President of the Indian Sugar Mills Association and the Indian Sugar Export Corporation. He brings to the table 66 years of experience in the sugar industry, and has been at the forefront of several technological innovations in the industry. His ethos of social responsibility has always motivated the Company and continues to inspire our CSR efforts.



**ASHWANI KUMAR GUPTA**  
Vice Chairman

**Chairman** - Stakeholders Relationship Committee

**Chairman** - Risk Management Committee

**Member** - Audit Committee

**Member** - Nomination and Remuneration Committee

Mr. Ashwani Kumar Gupta is a Chartered Accountant and has over 41 years of experience in finance, treasury management and capital markets. He was associated with the undivided company for over 30 years. He has served as a Government nominee on the Boards of joint sector companies and as RBI nominee on the Board of banks.



**GAUTAM GOEL**  
Managing Director

**Member** - Audit Committee

**Member** - Risk Management Committee

Mr. Gautam Goel was one of the promoters of the undivided company, being on its Board since 1994. He has previously been the President of the Indian Sugar Mills Association and Indian Sugar Export Corporation. Gautam has led teams in expanding the Company's operations and capacities. With his value-addition focus, which included pioneering the production of Sulphurless refined sugar in India, he opened new vistas of revenue generation and growth for the Company. He is actively involved in the farmer outreach efforts of the Company. He is spearheading our Sustainability and Social Governance initiatives.



**SANDEEP KUMAR SHARMA**

*Whole-time Director*

**Chairman** - Corporate Social Responsibility Committee

**Member** - Risk Management Committee

Mr. Sandeep Kumar Sharma is the COO and the whole-time director of the Company. He joined the engineering team of the undivided company in 1980, and has over 41 years of experience in operations, projects and administration.



**BINDU VASHIST GOEL**

*Non-Executive Director*

**Member** - Stakeholders Relationship Committee

**Member** - Corporate Social Responsibility Committee

Mrs. Bindu Vashist Goel is a promoter of the Company. She is a qualified lawyer and has led our CSR endeavours in education. She is an active supporter of the Company's efforts to achieve diversity in the workplace. Bindu is part of the Company's team committed to contributing towards environmental initiatives and waste reduction.



**RUCHIKA AMRISH MEHRA KOTHARI**

*Independent Director*

**Member** - Nomination and Remuneration Committee

**Member** - Stakeholders Relationship Committee

**Member** - Corporate Social Responsibility Committee

Mrs. Ruchika Amrish Mehra Kothari has over 31 years of experience in the woollen textile industry. She has domain knowledge in purchase and import of wool, conversion, and marketing and export of finished yarn. The brand of finished woollen products launched by Ruchika has a wide domestic and international market.



**VISHAL SALUJA**

*Independent Director*

**Member** - Audit Committee

**Member** - Risk Management Committee

Mr. Vishal Saluja has over 21 years of experience as a fund manager. He founded and successfully managed two healthcare focussed hedge funds in the USA. Vishal worked for 5 years with McKinsey & Company as a strategy consultant on growth and operational efficiency initiatives with C-suite executives.



**SAMIR THUKRAL**

*Independent Director*

**Chairman** - Nomination and Remuneration Committee

**Member** - Audit Committee

Mr. Samir Thukral has been involved since 1982 in commodity trading with a focus on sugar. He has worked with leading international commodity trading companies and has also represented them in India. He carries significant domain expertise in sugar trading, which includes logistics and the international sugar futures market.



**KISHOR SHAH**

*Independent Director*

**Chairman** - Audit Committee

**Member** - Nomination and Remuneration Committee

**Member** - Stakeholders Relationship Committee

Mr. Kishor Shah is a Chartered Accountant with domain expertise in the sugar industry. He was a director and the CFO of a leading sugar company in India from 1994 to 2015. He has over 31 years of experience in corporate finance, cost management and strategic planning.



**DBOL CHAIRMAN SHRI VIJAY KUMAR GOEL RECEIVED LIFETIME ACHIEVEMENT AWARD FOR HIS CONTRIBUTION TOWARDS THE SUGAR INDUSTRY BY UTTAR PRADESH CHIEF MINISTER SHRI YOGI ADITYANATH. THE EVENT WAS ORGANISED BY THE U.P. SUGAR MILLS ASSOCIATION (UPSMA) IN LUCKNOW ON FEBRUARY 17, 2023, ON THE OCCASION OF 120-YEAR CELEBRATION OF UP SUGAR INDUSTRY. AS A DOYEN OF THE SUGAR INDUSTRY, SHRI VIJAY KUMAR GOEL HAS SPEARHEADED SEVERAL TECHNOLOGICAL INNOVATIONS IN THE INDUSTRY, AND HAS ALSO INCREASED SUGARCANE CRUSHING CAPACITY, POWER PRODUCTION AND EXPORTS.**



## Our Management Team

Our senior executive leadership comprises Mr. Gautam Goel and Mr. Sandeep Kumar Sharma (both of whom serve on the Board of Directors), along with Mr. Nalin Kumar Gupta, Mr. Mukul Sharma and Mrs. Ashoo Banerjee.



**NALIN KUMAR GUPTA**  
Chief Financial Officer

Mr. Nalin Kumar Gupta is a Chartered Accountant with 27 years of experience in finance, accounts, taxation, and treasury management. He had been associated with the undivided company since 1996.



**MUKUL SHARMA**  
Chief of Staff

Mr. Mukul Sharma has 31 years of experience in operations, with expertise in sales and trading of the Company's products. He was with the undivided company since 1993. He is part of our business development team.



**ASHOO BANERJEE**  
Chief Human Resource Officer

Mrs. Ashoo Banerjee is an accomplished HR professional with 18+ years of experience across various verticals of HR and across geographies on the world map. She won 'Exceptional Women' award as a Leader for the year 2022/2023. She comes with an experience of having worked with large conglomerates.

# Management Discussion and Analysis

## Global economic review

The year 2022 saw challenges such as the Russia and Ukraine war, inflationary pressures and resurgence of COVID-19 in China. These factors impacted the economic growth trajectory in 2022, and is expected to impact the growth of the global economy in 2023 as well. The global growth in 2022 is estimated to have slowed down to 3.4% in 2022 compared to 6.2% in 2021. However, the second half of the year saw nascent signs of recovery of the global economy. The emerging markets and developing economies are estimated to have grown their gross domestic product (GDP) at an average of 4.0% in 2022 compared to 6.9% in 2021. On the other hand, the advanced economies are estimated to have grown at an

average of 2.7% in 2022 compared to 5.4% in 2021.

With the escalation of Russia-Ukraine war, there was a disruption in the global trade quantum. Further, prices of gas, fuel and food increased, translating into rising inflation. The global consumer prices in 2022 are estimated to be 8.7%. Of this, the inflation for emerging economies and advanced economies are estimated at 7.3% and 9.8% in 2022, compared 3.1% and 5.9% respectively in 2021. However, with the focus of Governments across the world on securing global disinflation, containing the resurgence of COVID-19, ensuring financial stability and restoring debt

stability, the world is expected to stabilise in 2024 with a GDP growth of 3.0%, before dipping slightly in 2023 with a GDP growth rate of 2.8%. The policy initiatives are expected to stabilise the global economy in the long run, and successfully reduce global inflation to 7.0% in 2023 and further to 4.9% in 2024.

(Source: WEO April 2023)

**THE EMERGING MARKETS AND DEVELOPING ECONOMIES ARE ESTIMATED TO HAVE GROWN THEIR GROSS DOMESTIC PRODUCT (GDP) AT AN AVERAGE OF 4.0% IN 2022 COMPARED TO 6.9% IN 2021.**







## Indian economic review

The inflationary pressure across the entire world has impacted the Indian economy as well. As per their 1<sup>st</sup> advance estimates, the Government has estimated the Indian economy to have grown at 7% in FY 2022-23 compared to 8.7% in FY 2021-22. This is a slower growth compared to the previous year's figure. However, the previous year growth was higher owing to the lower base in FY 2020-21. Additionally, India emerged as the fastest growing country in the world against the backdrop of the global inflationary pressure, which, validates the strength of the country's economy and fiscal policies. The year saw rising power, fuel and food cost. The Consumer Price Index (CPI) of India was estimated at 6.8% in FY 2022-23, compared to 5.5% in FY 2021-22. The target range for inflation was fixed at 4% with an upper tolerance of 6%. However, between April and October 2022, the CPI was outside the target range set by the Centre. To bring inflation under

control, RBI increased the policy repo rate under the liquidity adjustment facility (LAF) by 250 basis points from 4.0% to 6.50% during 2022-23. Additionally, the Government cut down import duty on major inputs such as ferronickel, coking coal, among others, to zero; rolled out phase-wise reduction in excise duty of petrol and diesel; waived off custom duties on cotton; and prohibited export of wheat.

With the increasing thrust of Government on infrastructure

and capital expansion, the country is poised for a sustained growth in the foreseeable future. The Union Budget 2023-24 speaks volumes of the Government's increasing focus on infrastructure, financing new businesses, and making India more self-reliant and self-employed. The GDP growth of the country in FY 2023-24 is projected between 6-6.8%.

*(Source: NSO 1<sup>st</sup> Advance Estimates)*





## Global sugar sector

The global sugar surplus in 2023-24 is projected at 2.5 Million Tonnes on the back of the incremental output in Brazil. In 2022-23, the cane area in Brazil was down 0.4% on a y-o-y basis to reach 8.29 Million hectare, owing to the fact that incremental number of farmers switched to corn and soybeans from sugarcane. However, on the back of improved yields, cane output of Brazil reached 610.1 Million Tonnes during 2022-23, clocking a y-o-y growth of 5.4%. In the first half of April 2023, Brazil is estimated to crush between 10-18 Million Tonnes of sugar cane to produce 4.3-6.9 Lakh Tonnes of sugar. India and Thailand is expected to see a minor drop in sugar production in 2023-24. Further, the sugar production in Philippines is projected to reach 1.9 Million Tonnes in 2023-24, compared to 1.83 Million Tonnes in 2022-23, registering a y-o-y growth of 3.8%.

(Source: ISMA, Conab, UNICA, Czarnikow)

## Indian sugar sector

India stands as the second-largest producer of sugar, the largest consumer, and the second-largest exporter of sugar in the world. Initial estimates of sugar production in India was estimated at 360 Lakh Tonnes in SS 2022-23, with sugar sacrifice of 45 Lakh Tonnes towards ethanol. However, currently the initial estimates stands revised to 328 Lakh Tonnes with sugar sacrifice of 40 Lakh Tonnes. Maharashtra, is estimated to produce 121 Lakh Tonnes in SS 2022-23 compared to 137 Lakh Tonnes in SS 2021-22, registering a decline in output by 11.7%. Uttar Pradesh and Karnataka's sugar production during SS 2022-23 is estimated to clock a minor decline to reach 101 Lakh Tonnes and 56 Lakh Tonnes respectively.

The country's sugar output as on April 15 for SS 2022-23 stood at 311 Lakh Tonnes compared to 328.7 Lakh Tonnes in corresponding period in SS 2021-22, clocking a decline in output by 6% on a

y-o-y basis. The decline was largely on account of lower sugar production in Maharashtra during the year.

Maharashtra, Uttar Pradesh and Karnataka, being the highest sugar producing states in India, saw sugar production of 105 Lakh Tonnes, 96.6 Lakh Tonnes and 55.3 Lakh Tonnes respectively till April 15, 2023 for SS 2022-23 compared to 126.5 Lakh Tonnes, 94.4 Lakh Tonnes and 49.8 Lakh Tonnes for the corresponding period in SS 2021-22. The year saw Maharashtra's sugar output falling from the peak of 126.5 Lakh Tonnes as on April 15 in SS 2021-22.

**THE COUNTRY'S SUGAR OUTPUT AS ON APRIL 15 FOR SS 2022-23 STOOD AT 311 LAKH TONNES COMPARED TO 328.7 LAKH TONNES IN CORRESPONDING PERIOD IN SS 2021-22.**



**INDIAN SUGAR SECTOR BALANCE SHEET**

(In Lakh Tonnes)

Particulars	2020-21	2021-22	2022-23 (P)
Opening Stock as on 1st October	107	82	55
Production during the Season	312	358	328
Imports	0	0	0
Total Availability	419	439	383
Offtake			
i) Internal Consumption	266	273	275
ii) Exports	72	111	62
Total offtake	338	384	337
Diversion for ethanol (E)	20	32	40
Closing Stock as on 30th September	82	55	47
Stock as % of Offtake	31%	20%	17%

Source: ISMA

**KEY SUGAR PRODUCING STATES****STATE-WISE PRODUCTION FOR SS 2022-23**

(In Lakh Tonnes)

State	SS 2022-23 (E)
UP	105
Maharashtra	105
Karnataka	56.6
Others	61.5

(Source: ISMA)

**SUGAR PRODUCTION AND CONSUMPTION**

(In Lakh Tonnes)

Year	Production	Consumption
2014-15	283	256
2015-16	251	248
2016-17	203	245
2017-18	325	254
2018-19	332	255
2019-20	274	253
2020-21	312	266
2021-22	358	273
2022-23E	328	275

(Source: ISMA and Ventura Research, Reuters.in)

## EXPORTS

The sugar export quota of India is set at 60 Lakh Tonnes by the Government in SS 2022-23, a lower revision from 72 Lakh Tonnes and 112 Lakh Tonnes of exports made by the country in SS 2020-21 and SS 2021-22, respectively. Of the set quota of 60 Lakh Tonnes, 40 Lakh Tonnes have already been exported as on April 2023. Depending

on the current demand and supply scenario in the industry, additional sugar export quota will be decided by the Government. However, owing to the untimely rains which has impacted sugar production at few locations, the Government might not allow additional export quota during SS 2022-23.

## FAIR REMUNERATIVE PRICE (FRP) AND MINIMUM SELLING PRICE (MSP)

Fair & Remunerative Price (FRP) for procurement of sugarcane is fixed by the Government, and was revised from ₹ 290 in FY 2021-22 to ₹ 305 per quintal in FY 2022-23 (linked to a basic recovery of 10.25%). MSP, which is also fixed by the Government, was not revised during the year. During FY 2022-23, the MSP for sugar remained unchanged at ₹ 3,100 per quintal.

## SWOT analysis

### STRENGTHS

- Being the second-largest sugar producer in the world, India stands self-sufficient to support the sugar consumption in the country.
- Availability of abundant arable land in the country aids in sugar production.
- The sugar industry aids the rural communities by creating employment.
- By-products from sugar production such as bagasse and molasses are used to produce cogenerated energy for captive use and commercial sale, in addition to producing ethanol.
- Sugarcane is one of the most lucrative cash crops in India.

### WEAKNESS

- The country's production is highly reliant on monsoon rains, and gets impacted by untimely and inadequate rains.
- Plantation white sugar from India is not in high demand in international markets.
- Sugar business is a highly capital-intensive and low-margin industry.

### OPPORTUNITIES

- Sugar demand in India is on the rise on the back of ever-increasing population of the country coupled with the increasing downstream utilisation of sugar.
- The scope of producing ethanol is immense in India, especially with the incremental focus of the Government on ethanol blending.

### THREATS

- Import of sugar at cheaper prices might have an impact on the sugar sector in India.
- Sugarcane prices are affected by the sugar industry's reliance on rainfall, planted acreage and transportation costs.
- Increased production without exports may result in oversupply in the domestic sugar market.

## OUTLOOK

The Indian sugar sector is projected to clock sugar production of ~328 Lakh Tonnes in SS 2023-24. A decline over the previous sugar season. The

decline would also be on account of the fact that the country is becoming increasingly committed to ethanol production, and in SS 2023-24, aims to increase ethanol production by

diverting more sucrose to ethanol in order to fulfil the E20 mandate.

(Source: ISMA, Care Edge Research, Moneycontrol, Chini Mandi)





## Indian bio fuels sector

Over the past few years, the sugar manufacturers in India have been increasingly diverting sugar towards ethanol production. The Government launched the Ethanol Blending Programme (EBP) to promote ethanol blending and production. Under the purview of this program, Oil Marketing Companies (OMC) are allowed to sell petrol blended with ethanol. Additionally, the Government is targeting to double this quantity by FY 2024-25. For ethanol year 2022-23 (December-October), OMCs have finalised upon a total ethanol supply of 5,184 Million litres, against a total requirement of 6,000 Million litres.

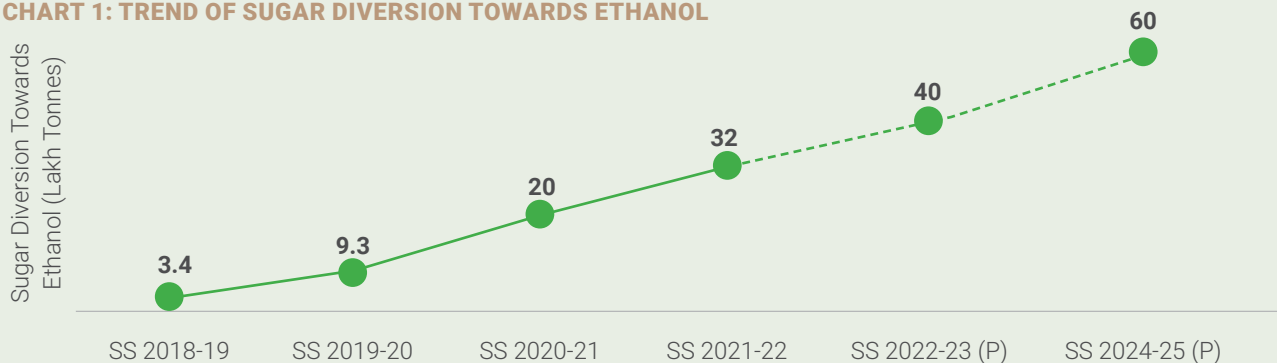
Of this, contracts for 5,128 Million litres have already been executed till April 16, 2023. 2,087 Million litres of the 5,128 Million litres have been lifted by OMCs till April 16, 2023, of which, 1,073 Million litres have been supplied by sugarcane syrup and 647 Million litres have been supplied from B-heavy molasses. OMCs have lifted 340 Million litres ethanol derived out of grain. Average blending of ethanol 11.59% is already achieved.

The fiscal 2022-23 saw E20 fuel (blend of 20% ethanol with petrol) being dispensed by OMCs in 100 outlets across 31 cities in India. With the traction being received from E20 fuel, the Government is planning on creating a carry-over stock for ethanol with

OMCs and distilleries by FY2023-24. The Government is set to increase the ethanol blending rate from 11.59% in 2022-23 to 15% in the next fiscal. The Government is continuously encouraging sugar mills and distilleries to enhance production capacity of ethanol and divert more sugar towards ethanol production.

With increasing sugar being diverted towards ethanol production, the sugar manufacturers are on a constant strive to make the most of this program owing to the fact that ethanol brings better margins compare to sugar. Further, the production of ethanol is a priority area for the country to reduce dependence on fuel imports and transition to green energy.

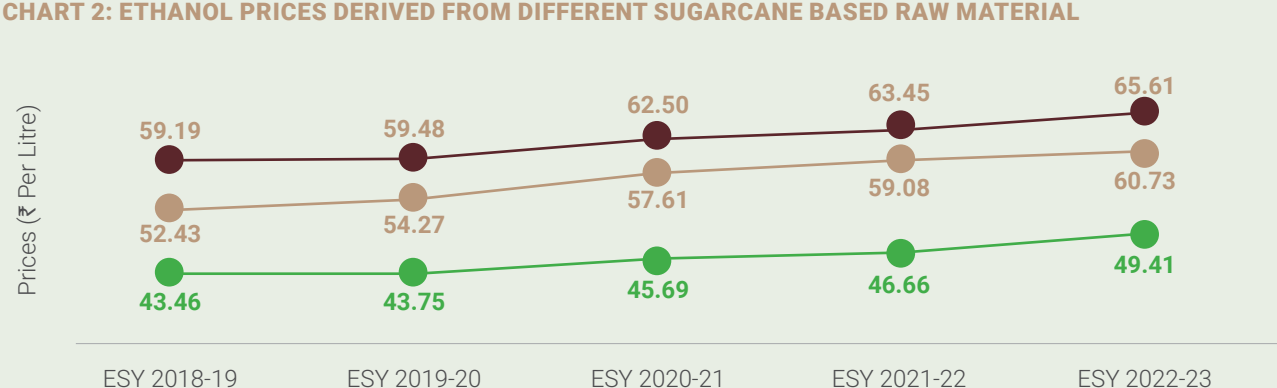
**CHART 1: TREND OF SUGAR DIVERSION TOWARDS ETHANOL**



Source: ISMA

The sugar diversion towards ethanol production in SS 2022-23 is estimated at record high of 40 Lakh Tonnes compared to 32 Lakh Tonnes in SS 2021-22, registering a y-o-y increase of 25%. Further, by the SS 2024-25, the Government is targeting to divert 60 Lakh Tonnes of excess sugar towards ethanol.

**CHART 2: ETHANOL PRICES DERIVED FROM DIFFERENT SUGARCANE BASED RAW MATERIAL**



Source: ISMA

● C Heavy Molasses ● B Heavy Molasses ● Direct Route

More and more sugar manufacturers have started production of ethanol owing to the high realisations. The Cabinet Committee on Economic Affairs (CCEA) approved an increase in ethanol pricing for ESY 2022-23 (December 1, 2022 to October 31, 2023). The prices of ethanol derived from the C-heavy molasses route is set to see an increase of ~6% to reach ₹ 49.41 per litre on one hand. On the other hand, the price of ethanol derived from B-heavy molasses route and direct route (sugarcane juice/sugar/sugar syrup) is set to see an increase of ~3% to reach ₹ 60.73 per litre and ₹ 65.61 per litre, respectively. This price hike has not only helped incentivise ethanol production for sugar manufacturers, but also expected to keep a check on sugar production.

In the recent past, grain processing has emerged as the winner in making the

most of the tailwinds or opportunities associated with the ethanol industry. The headroom for growth in grain-based distilleries is much higher than that of molasses-based distilleries, with NITI Aayog outlining an increase of 4,820 Million litres in production of ethanol from grain-based distilleries by 2025, from 2,580 Million litres in 2021. India being one of the world leaders in grain production, and with a produce of more grains by the country than its export and domestic requirement, is poised to make the most of this positioning through grain-based ethanol. As a culmination of increasing sugar being diverted towards ethanol production, and good traction in grain-based ethanol, the country's ethanol blending program is expected to bolster India's growth opportunities in the foreseeable future.

*(Source: Care Edge Research, ISMA, Economic Times)*

### Government impetus

During the fiscal, the Government reduced GST rates on ethanol meant for blending, from 18% to 5%, which drove demand in the ethanol sector. This, coupled with any additional export quota of sugar announced by the Government during SS 2022-23 is also expected to have driven growth of the sugar industry in the foreseeable future.

Additionally, the Government has also advanced its ethanol blending target of 20% from 2030 to 2025. The Government has proactively increased the ethanol blending in petrol from 1.53% in 2013-14 to 11.59% in April 2023. This has not only helped in achieving forex savings of ₹ 41,500 Crore and helped sugar companies in making timely payment to farmers worth ₹ 40,600 Crore but also helped in reducing CO<sub>2</sub> emissions of 27 Lakh Tonnes.

*(Source: Care Edge Research, ISMA)*





## Indian renewable energy sector

As on February 2023, the total installed renewable energy capacity in India stood at a whopping 168.96 GW, of which, 64.38 GW was carved by solar power, 51.79 GW by hydro power, 42.02 GW by wind power and 10.77 GW by bio power. Additionally, 82.62 GW of green energy capacity is under implementation, and another 40.89 GW of capacity is under various stages of tendering. The fiscal 2022-23 (up to January 2023) saw a total production of 316,754.86 Million units (MU) of electricity from renewable sources. With the Government increasingly spending on infrastructure coupled with the ambitious target of achieving 500 GW of renewable power installed capacity by 2030, the renewable energy sector is poised for a speedy growth, especially on the back of the fast-growing solar energy sector. India has a target of emerging carbon neutral by 2070. In achieving so, India remains committed to reducing emissions intensity of its GDP by 45% by 2030, and ensuring cumulative electric power installed capacity from non-fossil sources reach 50% by 2030.

## Company overview

Dhampur Bio Organics (hereafter referred as 'We' or 'Our' or 'DBO') is built on the foundation stones of rich legacy and strong experience of operating in the sugar sector. We leverage our state-of-the-art integrated sugarcane manufacturing units to benefit from the tailwinds and opportunities in the sugar, and the broader, agricultural economy space. Our 3 manufacturing units strategically located at Asmoli, Mansurpur and Meerganj, proximal to one another and to railway and roadway, which has proven instrumental in our success, over the years.

We have two distinctive business verticals – sugar and bio fuels & spirits. Our sugar and bio fuels capacity during FY 2022-23 stood at 22,000 TCD and 312,500 LPD. Going forward, we are poised for growth on the back of 3 distinct strategic pillars, which entails innovation, integration and value addition. Under the purview of innovation, we have remained focussed on cane development activities, cost and process efficiencies, and development of new varieties of cane

and incremental diversion toward bio fuels. The integration pillar focusses on helping us ensure optimal utilisation of resources and by-products, thereby, driving margins for the business. The last pillar of value addition focusses on premiumisation of the commodities business by way retail sugar sales and domestic spirit sales.

Operating in the agri-business, we are cognisant of our responsibilities towards the environment and the communities. Our credo of sustainability and balance speaks volumes about our focus on the environment and community upliftment.

## KEY STRENGTHS

- DBO is empowered by a multi-decade legacy of innovation, including being a pioneer in the generation of renewable energy from sugar by-products, and initiating the production of sulphur-less sugar. Today, DBO has emerged among the leading producers of ethanol and sugarcane derived products in the country.
- With two sugar refineries (Asmoli and Mansurpur), have been consistently increasing the percentage of value-added products in our product mix.
- With the incremental focus of the Government on ethanol, we have been maintaining a strong business mix of sugar and bio fuels business, enabling us to stay ahead of the curve.
- With the availability of wide cane areas at two locations, DBO is well positioned for growth and expansion in the near future.



## Business segment review

### SUGAR BUSINESS

As of March 31, 2023, DBO had a total cane crushing capacity of 22,000 TCD, with manufacturing facilities located at Asmoli, Mansurpur and Meerganj. We produce refined sugar (packed and branded), white sugar, and retail sugar, and have been continuously strengthening our sugar business on the back of debottlenecking measures, cost and operating efficiency improvement, farmer engagement and strong focus on cane development activities. Using the by products from the sugar manufacturing, DBO further produces bio fuels and co-generation power.

### Outlook

Going forward, our constant strive would be on improving operational efficiencies and optimising cost parameters. We remain committed to our focus on cane development programme, including replacement with new sugar cane varieties in our command area across 2 locations for improvement in recoveries. We have also been proactively enhancing our sugarcane crushing capacity, and remain committed to doing so in the foreseeable future. Additionally, we will also continue supplying renewable energy to the state electricity grid from our co-generated renewable energy. In order to ensure optimal utilisation of all resources and by-products, we would also continue to sell the surplus bagasse in open markets.



### Key highlights of FY 2022-23

- ✔ Total sugarcane crushed during the fiscal stood at 43.22 Lakh Tonnes compared to 40.33 Lakh Tonnes in the previous fiscal.
- ✔ Sugarcane diversion towards syrup-derived ethanol during FY 2022-23 stood at 5.99 Lakh Tonnes compared to 1.53 Lakh Tonnes in FY 2021-22.
- ✔ Total sugar produced during the fiscal stood at 3.51 Lakh Tonnes.
- ✔ During the fiscal, we exported 0.70 Lakh Tonnes of pharma sugar.
- ✔ Total revenue share from sugar business stood at 73% during FY 2022-23 compared to 84% in FY 2021-22.
- ✔ The net recovery after sugar sacrifice towards B-Heavy derived ethanol during the fiscal stood at 9.42% compared to 10.23% in FY 2021-22.
- ✔ We reported an inventory of 1.47 Lakh Tonnes as on March 31, 2023 valued at an average of ₹33.93 per kg.
- ✔ Total co-generation power generated during the fiscal stood at 34.53 Crore units, compared to 31.75 Crore units in the previous fiscal.
- ✔ The fiscal saw total energy sales of 14.67 Crore units compared to 14.50 Crore units in FY 2021-22.
- ✔ We source 100% of its total power requirement from captive co-generation source during the fiscal.
- ✔ We earned an average of ₹ 3.30 per unit from its co-generation vertical compared to ₹ 3.18 per unit in FY 2021-22.



## BIO FUELS & SPIRITS BUSINESS

At the distillery located at Asmoli, we manufacture ethanol from syrup and B-heavy molasses. Being a sector wherein the Government has been incrementally focussing on, have only sharpened our focus on the bio fuels sector owing to the huge headroom of growth available in the sector, and high margin nature of the business.

### Outlook

Going forward, we intend to optimise the capacity of this segment with right mix of feedstock and finished goods. We strive to continue exploring production of ethanol from other feedstock(s) and augment ethanol production capacity at the right time to boost margins from the segment.



### Key highlights of FY 2022-23

- ✔ The distillery operated optimally at expanded capacity during FY 2022-23.
- ✔ The year saw us scale our country liquor capacity from 2.8 Million cases per annum to 4.2 Million cases per annum by commissioning new country liquor plant.
- ✔ Total ethanol production during the fiscal stood at 980.59 Lakh bulk litres compared to 456.03 Lakh bulk litres in FY 2021-22. Of the total production of ethanol, 467.52 Lakh bulk litres was produced using syrup and 513.08 Lakh bulk litres using B-heavy molasses.
- ✔ During the fiscal, we marketed 885.21 Lakh bulk litres of ethanol at an average of ₹ 60.83 per litre compared to 462.76 Lakh bulk litres at an average of ₹56.07 per litre during FY 2021-22.
- ✔ Total sales of 11.62 Lakh cases of country liquor was achieved during the fiscal.
- ✔ EBIT margin for the business stood at 13.13% in FY 2022-23 compared to 24% in FY 2021-22 owing to revenue from country liquor of ₹275.60 Crore with meagre margin and higher transfer pricing of feedstock.

## Risk management

We have a robust risk management framework in place wherein we have various teams working in collaboration to ensure effective and seamless operations. The risk management process comprises identifying probable risks, reviewing the risks identified, and reporting them to the Risk Management Committee. The Risk Management Committee does the planning and ideates mitigation strategies to curb the identified risks. These strategies are then implemented with the oversight and review of the Board.

At DBO, we manage risks holistically and proactively, across dimensions ranging from operational risk, business risk, and financial risk, among others.

Risk	Impact	Mitigation
<b>Demand risk</b>	A situation where supply exceeds demand could have an adverse impact on the Company.	In order to stay ahead of the sugar cyclical and Government regulated sugar industry, the Company maintains a strong business mix of ethanol and sugar to ensure sustenance of margins and business. The Company ensures the optimal utilisation of all by-products to maximise profitability and revenues.
<b>Raw material risk</b>	Unavailability of adequate raw material can adversely impact production, thereby, impacting the revenue of the Company.	The Company has ample cane area available at its disposal, in addition to providing farmers with high yielding varieties of cane. Further, the Company is also maintaining enduring relationships with the farmers by way of constant engagement and timely payments to ensure sustained availability of cane for crushing.
<b>Climate risk</b>	Untimely rains, adverse climate conditions and infestation of pest can impact cane production, thereby, impacting sugar production of the Company.	The catchment area of our sugar plants are well irrigated, and the farmers adopt good irrigation practices to reduce the impact of adverse climatic conditions on the productivity of cane. Further, we are on a constant endeavour to educate farmers and provide agri implements, including highly impactful pesticides and fertilisers to minimise the impact of pest.
<b>Government policy framework</b>	Government policies might impact revenues and earnings of the Company.	The Government has been playing a proactive role in driving the growth of the sugar and ethanol sector. The steps undertaken by the Government in favour of the sugar and the ethanol sector include fixing the export cap for sugar and keeping the probability open for additional quota of export, promoting ethanol blending programme with increase in ethanol prices, and allowing more diversion of sugar into ethanol.
<b>Geographical risk</b>	The Company's operations could be impacted by distance between mills and cane fields.	The Company's facilities are strategically located in the high catchment area of cane-growing fields, which coupled with the connectivity with roads and railways and the proximal distance to each other help in mitigating the geographic risk.





Risk	Impact	Mitigation
<b>Environment regulatory risk</b>	Business operations might be impacted due to changes in environment policies etc.	On the back of its credo of sustainability and balance, the Company has only sharpened its focus on environment stewardship during the fiscal. The Company is complying environmental regulations and adopting best practices to protect the environment. Installed and commissioned Bio Anaerobic, Bio Digester at Effluent Treatment Plant to achieve optimum water discharge parameter. This will also help to recycle the water up to maximum extent.
<b>Operational risk</b>	Inability of the management to carry out operations efficiently.	The Company leverages the rich experience of the senior management to counter the operational challenges faced by the Company.
<b>IT risk</b>	The use of obsolete technology can impact the business.	We are partnering with data centres who maintain the highest standards of security protocols with protection of our data on cloud with state-of-the-art technology, processes, and encryption, being at the forefront of their priority.  To provide adequate protection for information assets and data, we have built the Information Security Management System (ISMS) coupled with Endpoint security controls which ensures that the respective policies are followed in a diligent, consistent, and impartial manner.
<b>Financial risk</b>	Sugar Industry is a capital-intensive industry and higher indebtedness may put the Company at risk.	Operating in a capital-intensive sector, the Company has been constantly focussed on repaying its debts and bolstering its financial position, over the years.

## Financial performance

### ANALYSIS OF THE STATEMENT OF PROFIT AND LOSS

**Revenues:** Revenues from operations stood at ₹ 2,654.44 Crore in FY 2022-23 as compared to ₹ 1,564.09 Crore in FY 2021-22, clocking a y-o-y growth of 70%. The key drivers for this growth are an increase in the quantity of sugar sold, increase in ethanol sales and additional sales from our new country liquor production. Other incomes accounted for only 0.43% share of our revenues, reflecting its dependence on its core business operations.

**Expenses:** Total expenses stood at ₹ 2,531.09 Crore in FY 2022-23, compared ₹ 1,442.37 Crore in FY 2021-22. Raw material costs, including changes in inventories, stood at ₹ 1,836.10 Crore in FY 2022-23, accounting for 69% share of our revenues. Employee expenses stood at ₹ 108.02 Crore in FY 2022-23, accounting for 4% share of our revenues. Further, finance costs and other expenses accounted for ₹ 40.84 Crore and ₹ 299.22 Crore in FY 2022-23, respectively. The excise duty on sale of goods accounts for ₹ 246.91 Crore in FY 2022-23.

**Profits:** Profit after tax stood at ₹ 111.10 Crore in FY 2022-23 compared to ₹ 102.33 Crore in FY 2021-22.

### ANALYSIS OF BALANCE SHEET

**Source of funds:** The capital employed by DBO increased by 4.92% from ₹ 1,741.27 Crore as on March 31, 2022 to ₹ 1,826.94 Crore as on March 31, 2023. Return on capital employed, a measure of returns derived from every rupee invested in the business, stood at 9.61% in FY 2022-23.

Net worth increased by 12.55%, from ₹ 878.50 Crore as on March 31, 2022 to ₹ 988.73 Crore as on March 31, 2023, owing to plough-back of accruals. Our

equity share capital stood at ₹ 66.39 Crore, comprising 6.64 Crore equity shares of ₹ 10 each, allotted pursuant to the scheme of arrangement.

Long-term debt increased by 47% to ₹ 246.33 Crore as on March 31, 2023. Long-term debt equity ratio stood at 0.25x in FY 2022-23 compared to 0.19x in FY 2021-22. Gross debt stood at ₹ 803.31 Crore, which includes ₹ 168.72 Crore long-term loan, ₹ 558.10 Crore of working capital loans, and current maturity of long-term loans of ₹ 76.49 Crore.

Finance costs stood at ₹ 40.84 Crore in FY 2022-23. Our interest cover stood at a comfortable 4.30 times in FY 2022-23.

### APPLICATION OF FUNDS

Gross fixed assets increased by 22%, from ₹ 1,133.53 Crore as on March 31, 2022 to ₹ 1,383.63 Crore as on March 31, 2023. Accumulated depreciation on tangible assets increased by 7% from ₹ 450.39 Crore in FY 2021-22 to ₹ 481.44 Crore in FY 2022-23.

### WORKING CAPITAL MANAGEMENT

Current assets decreased by 8% from ₹ 1,221.95 Crore as on March 31, 2022 to ₹ 1,124.87 Crore as on March 31, 2023, owing to a decrease in inventories. The current and quick ratios stood at 1.31 and 0.36 respectively in FY 2022-23.

Inventories including raw materials, work-in-progress and finished goods, among others, Decreased by 22% from ₹ 1,056.64 Crore as on March 31, 2022 to ₹ 819.28 Crore as on March 31, 2023. The inventory cycle stood at 129 days of turnover in FY 2022-23.

Trade receivables increased from ₹ 107.51 Crore as on March 31, 2022 to ₹ 153.67 Crore as on March 31, 2023. Our debtors' turnover cycle stood at 18 days in FY 2022-23.

Cash and bank balances increased by 353% from ₹ 22.98 Crore as on March 31, 2022 to ₹ 104.05 Crore as on March 31, 2023.

### MARGINS

The EBIDTA margin stood at 8.11% while net profit margin stood at 4.17%.





## KEY RATIOS AND NUMBERS

Particulars	FY 2022-23	FY 2021-22
EBIDTA/Turnover (%)	<b>8.11</b>	12.11
EBIDTA/Net interest ratio (x)	<b>5.29</b>	6.41
Total Debt-equity ratio (x)	<b>0.81</b>	0.94
Long Term Debt-Equity ratio (x)	<b>0.25</b>	0.19
Return on equity (%)	<b>11.24</b>	11.65
Book value per share (₹)	<b>148.93</b>	132.33
Earnings per share (₹)	<b>16.74</b>	15.41
Debtor's turnover (days)	<b>18</b>	25
Inventory turnover (days)	<b>129</b>	207
Interest coverage ratio (x)	<b>4.30</b>	5.36
Current ratio (x)	<b>1.31</b>	1.28
Net Profit margin (%)	<b>4.17</b>	6.51



### Internal control systems and their adequacy

The Company's internal control system has been monitored and updated on a regular basis to guarantee that assets are safeguarded, established regulations are followed, and pending issues are immediately resolved. On a regular basis, the audit committee examines the internal auditors' reports. The committee takes note of the audit findings and, if necessary, takes corrective action. It stays in continual contact with external and internal auditors to ensure that internal control systems are functioning properly.

### Human resources and industrial relations

The Company believes that its employees are its biggest assets, and strives to create a safe, inclusive and conducive workspace for its employees with employee-centricity and growth as its priority. The Company provides equal and fair growth opportunities to its employees and believes that the quality of employees is critical to the business' success. The Company provides learning and development measures, safety and behavioural trainings, cross-functional trainings, in addition to ensuring strong employee engagement and employee retention measures in place. As on March 31, 2023, the total workforce of the Company stood at 1,723 employees.

*Read more about our human resource interventions in pages 14-16.*

### Cautionary statement

The statements in the management discussion and analysis describe the Company's objectives, forecasts, expectations, and estimates, which may be considered 'forward-looking statements' under applicable securities laws and regulations. Several published and unpublished reports are used to compile market statistics and information. It is impossible to guarantee their accuracy, completeness and dependability.



# Directors' Report

To  
The Members  
**Dhampur Bio Organics Limited**

Your Directors are pleased to present the 3<sup>rd</sup> Annual Report on the business and operations of the Company together with the Audited Financial Statements for the financial year ended March 31, 2023.

## FINANCIAL RESULTS

(₹ in Crore)

Particulars	Consolidated		Standalone	
	For the year ended March 31, 2023	For the year ended March 31, 2022	For the year ended March 31, 2023	For the year ended March 31, 2022
Revenue from operations	2654.44	1564.09	2648.60	1564.09
Profit before finance costs, tax, depreciation and amortization, exceptional items and other comprehensive income	216.14	190.39	212.91	194.20
Less: Finance costs	40.84	29.69	40.74	29.66
Less: Depreciation and Amortization expense	40.53	31.29	40.32	30.79
Profit before Tax after exceptional items	134.77	129.41	135.78	129.74
Provision for Tax	23.67	27.08	23.76	25.69
Net Profit for the year	111.10	102.33	112.02	104.05
Other comprehensive income (net of tax)	(1.13)	0.43	(1.83)	0.09
Total comprehensive income for the year	109.97	102.76	110.19	104.14

## OPERATIONAL PERFORMANCE

The key operational data of the Company is as under:

### Sugar operations at a glance

Particulars	For the year ended March 31, 2023	For the year ended March 31, 2022
Cane crushed (in lakh ton)	43.22*	40.34*
Net Recovery (%)	9.42	10.22
Sugar Produced from Cane (in lakh ton)	3.51	3.97

\*Includes 5.99 lakh tons (1.53 lakh tons in FY 2021-22) of cane diverted towards syrup-derived ethanol in FY 2022-23.

### Renewable Energy operations at a glance

Particulars	For the year ended March 31, 2023	For the year ended March 31, 2022
Power generated (in Cr. units)	34.53	31.75
Power sold to UPPCL (in Cr. units)	14.67	14.50

### Bio Fuels and Spirits operations at a glance

Particulars	For the year ended March 31, 2023	For the year ended March 31, 2022
Ethanol produced (in lakh bulk litres)	980.59	456.03

### Country liquor

Particulars	For the year ended March 31, 2023	For the year ended March 31, 2022
Sales (No. of cases)	11,62,009	-



## COMPANY'S PERFORMANCE DURING FY 2022-23

Company's Performance during FY 2022-23 has been explained in Management Discussion and Analysis Report which forms an integral part of this Directors' Report.

## SCHEME OF ARRANGEMENT AND LISTING OF SHARES

During the financial year under review, order of the Hon'ble National Company Law Tribunal (NCLT), Allahabad Bench was received on April 27, 2022 approving the Scheme of Arrangement between Dhampur Sugar Mills Limited and Dhampur Bio Organics Limited and their respective shareholders and creditors [Scheme] for demerger of the Transferred Business/Demerged Units (as defined in the Scheme) of Dhampur Sugar Mills Limited into Dhampur Bio Organics Limited with effect from the Appointed Date i.e. April 1, 2021. The said Scheme has become effective upon filing of copy of the Order of NCLT, Allahabad Bench with concerned Registrar of Companies on May 3, 2022. In consideration of the demerger and transfer of the Demerged Units, the Board of Directors of the Company issued and allotted 6,63,87,590 Equity Shares of ₹10/- each to the shareholders of Dhampur Sugar Mills Limited as on May 17, 2022 (record date) in the ratio of 1 (One) equity share of ₹10/- each (Rupees Ten only) in Dhampur Bio Organics Limited, credited as fully paid up for every 1 (One) equity share of ₹10/- (Rupees Ten only) each held by them in Dhampur Sugar Mills Limited. The equity shares were issued and allotted by Dhampur Bio Organics Limited pursuant to the Scheme on May 23, 2022.

The equity shares issued pursuant to the Scheme have been listed on BSE Limited (BSE) and National Stock Exchange of India Limited (NSE) on September 8, 2022.

Further, pursuant to Scheme, the swap of equity shares between GT Promoter group (as defined in the Scheme) and GV Promoter group (as defined in the Scheme) have been completed during the financial year.

## CONSOLIDATED FINANCIAL STATEMENTS AND SUBSIDIARY/ ASSOCIATE & JOINT VENTURE COMPANIES

Pursuant to the Order of Hon'ble NCLT dated April 27, 2022 which became effective from May 3, 2022, the subsidiary of Dhampur Sugar Mills Limited namely, Dhampur International Pte. Ltd., an overseas Wholly Owned Subsidiary, stands transferred to and became the wholly owned subsidiary of the Company.

Pursuant to Section 129(3) of the Companies Act, 2013 read with Rule 5 of the Companies (Accounts) Rules 2014, a report on the performance and financial position of the Subsidiary Company as per Companies Act, 2013 is given in the Form AOC 1 as Annexure 1 and forms an integral part of this Report.

Dhampur International Pte Ltd. (DIPL) has total revenue of ₹268.94 Crore for the year ended March 31, 2023 as compared to last year's revenue of ₹0.47 Crore.

Audited Financial Statement for the subsidiary Company for FY 2022-23 have been placed on the website of the Company at <https://www.dhampur.com/subsidiary> and are available for inspection at the Company's registered office.

## MATERIAL CHANGES DURING THE YEAR

Hon'ble National Company Law Tribunal, Allahabad Bench vide its order dated April 27, 2022 approved the Scheme of Arrangement between Dhampur Sugar Mills Limited and Dhampur Bio Organics Limited pursuant to which the Demerged Units stand transferred and vested in the Company with effect from April 01, 2021.

Further, Shares of the Company got listed on BSE Limited and National Stock Exchange of India Limited with effect from September 8, 2022.

## CHANGE IN THE NATURE OF BUSINESS

During the year under review, there was no change in the nature of business of the Company.

## DIVIDEND

The Directors are pleased to recommend a final dividend of ₹3.50 (35%) per equity share of ₹10 each, which if approved at the forthcoming Annual General Meeting, will be paid to all those Equity Shareholders of the Company whose names appear in the Register of Members and whose names appear as beneficial owners as per the beneficiary list furnished for the purpose by National Securities Depository Limited and Central Depository Services (India) Limited as on record date fixed for this purpose. The Dividend Distribution Policy as approved by the Board is uploaded on the Company's website under the head 'Policies' at <https://www.dhampur.com/investor/other-disclosures>.

## DETAILS OF UNPAID AND UNCLAIMED DIVIDEND AND INVESTOR EDUCATION AND PROTECTION FUND

In terms of the provisions of section 124(6) of Companies Act, 2013 read with Investor Education and Protection Fund Authority (Accounting, Audit, Transfer and Refund) Rules, 2016, there was no unpaid / unclaimed dividend to be transferred during the year under review to the Investor Education and Protection Fund.

## RESERVES

The Company has earned Net Profit after tax of ₹112.02 Crores for the year ended March 31, 2023 which has been accumulated in Retained Earnings. During the year under review, the Company has transferred ₹0.26 Crores to Molasses Reserve Fund.

## SHARE CAPITAL

The share capital of the Company, as on March 31, 2023, is as under:

Authorised Share Capital	Amount (₹)
9,16,00,000 Equity Shares of ₹10 each	91,60,00,000
<b>Total</b>	<b>91,60,00,000</b>
Issued, Subscribed and Paid-up Share capital	Amount (₹)
6,63,87,590 Equity Shares of ₹10 each	66,38,75,900
<b>Total</b>	<b>66,38,75,900</b>

Pursuant to the Scheme of Arrangement, the authorised share capital of the Company was increased from 1,00,000 equity shares of ₹10/- each to 9,16,00,000 equity shares of ₹10/- each.

The entire paid up share capital of the company of ₹1,00,000 being divided into 10,000 equity share of ₹10/- each which was held by Dhampur Sugar Mills Limited stood cancelled as per terms of the Scheme of Arrangement on the allotment of new equity shares.

The Board of Directors issued and allotted 6,63,87,590 Equity Shares of ₹10/- each on May 23, 2022 to the shareholders of Dhampur Sugar Mills Limited (Demerged Company) as on Record Date i.e. May 17, 2022.

The new shares have been issued in dematerialised form only. The new shares allotted against the physical shares have been kept in suspense account maintained by the Company. The same shall be credited to the respective shareholders on receipt of the demat account details in the manner prescribed in the Scheme and/or by SEBI.

Further, Shares of the Company got listed on BSE Limited and National Stock Exchange of India Limited with effect from September 8, 2022.

During the year under review, the Company has neither issued shares with differential voting rights as to dividend, voting or otherwise nor issued shares (including sweat equity shares) to the employees or Directors of the Company under any scheme. Also, the Company has not issued any convertible instrument during the year.

## BOARD OF DIRECTORS AND KEY MANAGERIAL PERSONNEL

Presently, the Company's Board comprises of 9 (nine) Directors. Besides Chairman, Managing Director who are Executive Promoter Directors, the Board has 1 (one) Whole Time Director, 1 (one) Non-Executive Promoter Director and 5 (five) Non- Executive Independent Directors including 1 (one) Non-Executive Independent Woman Director.

## Change in Directors

Mr. Vijay Kumar Goel (DIN: 00075317), who was appointed as Director w.e.f. April 08, 2021, has been designated as an Executive Chairman of the Company with effect from May 05, 2022 for a period of three years and approval of Members was obtained in the Annual General Meeting of the Company held on September 26, 2022.

Mr. Gautam Goel (DIN: 00076326), who was appointed as Director w.e.f. April 24, 2021, has been designated as Managing Director of the Company with effect from May 05, 2022, for a period of three years and approval of Members was obtained in the Annual General Meeting of the Company held on September 26, 2022.

Mr. Ashok Kumar Goel (DIN: 00076553) and Mr. Gaurav Goel (DIN: 00076111) resigned from the directorship of the Company on May 04, 2022. The Board placed on record their appreciation for the assistance and guidance during their tenure as Director of the Company.

Mrs. Bindu Vashist Goel (DIN: 09591778) was appointed as Additional Director (Non-Executive) of the Company with effect from May 04, 2022. At the Extra-Ordinary General Meeting held on May 13, 2022, she was regularised as Director.

Mr. Sandeep Kumar Sharma (DIN: 06906510), who was appointed as Additional Director on April 19, 2022, has been designated as Whole Time Director of the Company with effect from May 05, 2022 for a period of two years and approval of shareholders has been obtained in the Extra-Ordinary General Meeting held on May 13, 2022.

Mr. Nalin Kumar Gupta (DIN: 01670036) and Mr. Mukul Sharma (DIN: 00078995) were appointed as Directors of the Company on March 31, 2021 and they resigned from the directorship of the Company on May 30, 2022. The Board placed on record their appreciation for the assistance and guidance during their tenure as Director of the Company.

## Appointment of Independent Directors

Your Company has appointed following 5 (five) Independent Directors including 1 (one) Women Director with effect from April 19, 2022 for a term of three years.

- Mr. Ashwani Kumar Gupta (DIN: 00108678)
- Mrs. Ruchika Amrish Mehra Kothari (DIN: 09151323)
- Mr. Samir Thukral (DIN: 00203124)
- Mr. Vishal Saluja (DIN: 07145715)
- Mr. Kishor Shah (DIN: 00193288)





The Board further confirms that the Independent Directors also meet the criteria of expertise, experience and integrity in terms of Rule 8 of the Companies (Accounts) Rules, 2014 (as amended).

Approval of shareholders regarding appointment of Independent Directors has been obtained in the Extra-Ordinary General Meeting held on May 13, 2022.

#### **Declaration by Independent Directors**

The Independent Directors of your Company have confirmed that they meet the criteria of Independence as prescribed under Section 149 of the Companies Act, 2013 and Regulation 16 of the SEBI (LODR) Regulations, 2015, and they are not aware of any circumstance or situation, which could impair or impact their ability to discharge duties with an objective independent judgement and without any external influence.

#### **Appointment of Key Managerial Personnel**

Mr. Nalin Kumar Gupta and Mrs. Ashu Rawat has been appointed as Chief Financial Officer and Company Secretary respectively of the Company with effect from May 30, 2022.

#### **Directors Retiring by Rotation**

In order to comply with the provisions of Companies Act, 2013 and Articles of the Company, Mr. Sandeep Kumar Sharma, Whole-time Director (DIN: 06906510) will retire by rotation at the ensuing Annual General Meeting and being eligible offers himself for re-appointment.

Brief profile of the Director seeking appointment have been given as an annexure to the Notice of the ensuing AGM.

#### **POLICY ON DIRECTORS' APPOINTMENT AND REMUNERATION**

The Company has formulated Nomination and Remuneration Policy in accordance with Section 178 of the Act and Regulation 19 read with Schedule II of the Listing Regulations. Details of the said policy have been disclosed in the Corporate Governance Report attached to this Report. The said policy is also available on the website of the Company under the head Policies at <https://www.dhampur.com/investor/other-disclosures>.

#### **DEPOSITS**

During the FY 2022-23, the Company did not invite or accept any deposits from the public falling under the ambit of Section 73 and 76 of the Companies Act, 2013 and rules framed thereunder.

#### **PARTICULARS OF LOANS, GUARANTEES OR INVESTMENT**

Details of Loans, Guarantees and Investments covered under the provisions of Section 186 of the Companies Act, 2013 are given in the relevant notes to Financial Statements forming part of this annual report.

#### **RELATED PARTY TRANSACTIONS**

There are no material significant related party transactions made by the Company with Promoters, Directors or Key Managerial Personnel etc. which may have potential conflict with the interest of the Company at large.

The Policy on Related Party Transactions as approved by the Board is uploaded on the Company's website under the head 'Policies' at <https://www.dhampur.com/investor/other-disclosures>.

Disclosure of Related Party Transactions is set out in Note No. 49 of the Standalone Financial Statement.

All transactions entered with Related Parties for the year under review were on arm's length basis and in the ordinary course of business and the provisions of Section 188 of the Companies Act, 2013 and Rules made there under are not attracted. Thus, disclosure in Form AOC-2 in terms of Section 134 of Companies Act, 2013 is not required.

#### **CREDIT RATING**

Details of Credit Ratings assigned to the Company are given in the Corporate Governance report.

#### **AUDITORS**

##### **Statutory Auditors and their Audit Report**

M/s. Mittal Gupta & Co., Chartered Accountants, (ICAI Firm Registration number 001874C) was appointed as Statutory Auditors of the Company at the 1<sup>st</sup> Annual General Meeting and shall continue to be Statutory Auditors of the Company till the conclusion of 6<sup>th</sup> Annual General Meeting to be held for the FY 2025-26.

The report given by the Auditors on the Standalone and Consolidated Financial Statements of the Company for the year ended March 31, 2023 forms part of this Annual Report. The Auditor's comments on the Company's account are self-explanatory in nature and do not require any explanation and there is no qualification, reservation, adverse remark or disclaimer given by the Auditors in their reports.

The Auditors of the Company have not reported any fraud in terms of the second proviso to Section 143(12) of the Companies Act, 2013 and therefore no detail is required to

be disclosed under Section 134 (3)(ca) of the Companies Act, 2013.

### Cost Accounts and Cost Auditors

As per the requirement of Central Government and pursuant to Section 148 of the Companies Act, 2013 read with the Companies (Cost Records and Audit) Rules, 2014 as amended from time to time, the Board of Directors has on the recommendation of Audit Committee appointed Mr. S.R. Kapur, Cost Accountant as Cost Auditors to audit the Cost Accounts of the Company for the FY 2023-24. As required under the Companies Act, 2013 the remuneration payable to Cost Auditors is required to be placed before the members in ensuing Annual General Meeting for their ratification. Accordingly, a resolution seeking member's ratification for the remuneration payable to Mr. S.R. Kapur, Cost Auditors of the company is included in the Notice convening Annual General Meeting of the Company.

### INTERNAL FINANCIAL CONTROL

The Company has adequate Internal Control system with reference to the financial statements and commensurate with the size and scale of its operations. The Internal Auditors evaluate the efficacy and adequacy of internal control system, accounting procedures and policies adopted by the Company for efficient conduct of its business, prevention and detection of frauds and errors. Based on the report of internal audit, corrective actions are undertaken by the Company, which are reviewed periodically.

### SECRETARIAL AUDITORS AND SECRETARIAL AUDIT REPORT

Pursuant to the provisions of Section 204 of the Companies Act, 2013 and rules made there under, the Company has appointed M/s. GSK & Associates, Company Secretaries to undertake the Secretarial Audit of the Company for the FY 2023-24. The Secretarial Audit Report for the FY 2022-23 is annexed as Annexure - 2 and forms an integral part of this report. There is no secretarial audit qualification for the financial year under review.

Annual Secretarial Compliance Report as required under Regulation 24A of SEBI (Listing Obligations and Disclosure Requirements) Regulations, 2015, as amended is also annexed as Annexure - 2A and forms part of this report.

### MANAGEMENT DISCUSSION AND ANALYSIS

The Management Discussion and Analysis Report on the operations of the Company, is provided in a separate section and forms an integral part of this report.

### CORPORATE GOVERNANCE

In accordance with SEBI (Listing Obligations and Disclosure Requirements) Regulations, 2015, a separate report on Corporate Governance is given along with the Secretarial Auditors' Certificate on its compliance in the Annual Report. The Certificate does not contain any qualification, reservation and adverse remark.

### COMPLIANCE WITH SECRETARIAL STANDARDS

The Company complies with all the applicable mandatory Secretarial Standards issued by The Institute of Company Secretaries of India.

### DIRECTORS RESPONSIBILITY STATEMENT

In accordance with the provisions of Section 134(5) of the Companies Act, 2013 your Directors state that:

- a) in the preparation of the annual accounts, the applicable accounting standards have been followed along with proper explanation relating to material departures, if any;
- b) the Directors had selected such accounting policies and applied them consistently and made judgements and estimates that are reasonable and prudent so as to give a true and fair view of the state of affairs of the Company at the end of the financial year and of the Profit and Loss (including other comprehensive income) of the Company for that period;
- c) the Directors had taken proper and sufficient care for the maintenance of adequate accounting records in accordance with the provisions of Companies Act, 2013 for safeguarding the assets of the Company and for preventing and detecting fraud and other irregularities;
- d) the annual accounts have been prepared on a going concern basis;
- e) the Directors had laid down Internal Financial controls to be followed by the Company and that such Internal Financial Controls are adequate and operating effectively; and
- f) the Directors, had devised proper systems to ensure compliance with the provisions of all applicable laws and that such systems are adequate and operating effectively.

### NUMBER OF BOARD MEETINGS HELD DURING THE YEAR

The Board of Directors met 6 (six) times during the FY 2022-23 on April 19, 2022; May 04, 2022; May 30, 2022; July 19, 2022, October 21, 2022 and January 23, 2023 respectively. Time



gap between any of the two consecutive meetings does not exceed 120 days.

### **ANNUAL PERFORMANCE EVALUATION OF BOARD, ITS COMMITTEES AND DIRECTORS**

Details pertaining to the way evaluation of the Board, its committees and individual Directors has been carried out, form part of Corporate Governance Report.

### **FAMILIARIZATION PROGRAM FOR INDEPENDENT DIRECTORS**

All Independent Directors are familiarized with the operations and functioning of the Company at the time of their appointment and on an ongoing basis. The details of familiarization program are provided in the Corporate Governance Report and is also available on the website of the Company under the head 'Policies' at <https://www.dhampur.com/investor/other-disclosures>.

### **COMMITTEES OF THE BOARD**

The Board of Directors have following Committees:

#### **Mandatory Committees**

- Audit Committee.
- Nomination and Remuneration Committee.
- Stakeholders' Relationship Committee.
- Corporate Social Responsibility Committee.

#### **Non-Mandatory Committees**

- Management Committee
- Risk Management Committee

Details of the Committees are provided in the Corporate Governance Report.

### **CORPORATE SOCIAL RESPONSIBILITY (CSR)**

During the FY 2022-23, the Company has spent ₹3.73 crore towards CSR expenditure. The initiatives undertaken by the Company during the Financial year were focused on education, healthcare, skill development and women empowerment and promoting sports. The Corporate Social Responsibility Policy as approved by the Board is uploaded on the Company's website under the head 'Policies' at <https://www.dhampur.com/investor/other-disclosures>.

The Company's CSR Policy statement and annual report on CSR activities undertaken by the Company during the financial year as per provisions of Section 135 of the Companies Act, 2013 and the Companies (The Corporate Social Responsibility Policy) Rules, 2014 ("CSR Rules") is set out in Annexure - 3 to this Report.

### **RISK MANAGEMENT**

Risk is an integral part of business and therefore, the Company has formed a Risk Management Policy laying the framework to identify and mitigate the risks, whether internal or external, which could materially impact operations of the Company. The Risk Management Committee constituted by the Board of Directors of the Company monitors and assess risks management process. There are no risks which, in the opinion of the Board, threaten the very existence of your Company.

### **VIGIL MECHANISM/WHISTLE BLOWER POLICY**

This policy provides a secure avenue to directors, employees, business associates and other stakeholders of the Company for raising their concerns against the unethical practices.

Further, the Policy also provides adequate safeguards to the whistle blower by keeping his identity confidential and prevent victimization of persons who may use such mechanism.

The Vigil Mechanism/Whistle Blower Policy as approved by the Board is uploaded on the Company's website under the head 'Policies' at <https://www.dhampur.com/investor/other-disclosures>.

### **DISCLOSURE UNDER THE SEXUAL HARASSMENT OF WOMEN AT WORKPLACE (PREVENTION, PROHIBITION AND REDRESSAL) ACT, 2013**

The Company has in place an Anti-Sexual Harassment Policy in line with the requirements of The Sexual Harassment of Women at Workplace (Prevention, Prohibition and Redressal) Act, 2013. All employees (permanent, contractual, temporary, trainees) are covered under this policy.

The following is a summary of sexual harassment complaints received and disposed during the year 2022-23.

No. of complaints filed during the financial year	NIL
No. of complaints received	NIL
No. of complaints disposed	NIL

### **CONSERVATION OF ENERGY, TECHNOLOGY ABSORPTION, FOREIGN EXCHANGE EARNINGS AND OUTGO**

Details of conservation of energy, technology absorption, foreign exchange earnings and outgo pursuant to Section 134 (3)(m) of the Companies Act, 2013 read with the Rule 8(3) of the Companies (Accounts) Rules, 2014 is annexed as Annexure - 4 and forms an integral part of this report.

### **ANNUAL RETURN**

According to the provisions of Section 92(3) of the Companies Act, 2013 read with Companies (Management and



Administration) Rules, 2014, The draft Annual Return of the Company in Form MGT-7 has been placed on the Company's website under the head 'Shareholders meeting' at <https://www.dhampur.com/investor/financials>

### **SIGNIFICANT AND MATERIAL ORDERS PASSED BY THE REGULATORS OR COURTS OR TRIBUNALS IMPACTING THE GOING CONCERN STATUS AND COMPANY'S OPERATIONS IN FUTURE**

There was no such order passed by the regulators or courts or tribunals impacting the going concern status and Company's operations in future.

### **DETAILS OF APPLICATION MADE OR ANY PROCEEDING PENDING UNDER THE INSOLVENCY AND BANKRUPTCY CODE, 2016 (31 OF 2016)**

There was no pending proceeding or application has been made under the Insolvency and Bankruptcy Code, 2016.

### **HUMAN RESOURCES AND INDUSTRIAL RELATIONS**

The Company takes pride in the commitment, competence and dedication of its employees in all areas of the business. The Company has structured induction process at all locations and management development programmes to update skills of managers. Industrial relations remained cordial and harmonious during the year.

### **STATUTORY INFORMATION**

The Disclosure required under Section 197(12) of the Companies Act, 2013 read with the Rule 5(1) of the Companies (Appointment and Remuneration of Managerial Personnel) Rules, 2014 is annexed as Annexure - 5 and forms an integral part of this Report. A statement furnishing the names of Top Ten employees in terms of remuneration drawn and persons employed throughout the year, who were in receipt of remuneration in terms of Section 197(12) of the Companies Act, 2013 read with Rule 5(2) of the Companies (Appointment and Remuneration of Managerial Personnel) Rules, 2014, is annexed as Annexure – 5A and forms an integral part of this Report.

The above annexure is not being sent along with this Annual Report to the Members of the Company in line with the provisions of Section 136 of the Companies Act, 2013. Members who are interested in obtaining these particulars may write to the Company Secretary and the same will be furnished on request.

None of the employees listed in the said annexure is a relative of any Director of the Company. None of the employees hold (by himself or along with his spouse and dependent children) more than two percent of the Equity Shares of the Company.

### **DIFFERENCE BETWEEN AMOUNT OF THE VALUATION DONE AT THE TIME OF ONE TIME SETTLEMENT AND THE VALUATION DONE WHILE TAKING LOAN FROM THE BANKS OR FINANCIAL INSTITUTIONS**

The requirement to disclose the details of difference between amount of the valuation done at the time of onetime settlement and the valuation done while taking loan from the Banks or Financial Institutions along with the reasons thereof is not applicable.

### **ACKNOWLEDGEMENTS**

Your Directors would like to acknowledge and place on record their sincere appreciation to the shareholders for their confidence in the management of the Company and gratitude to the Government of India, State Governments and Company's Bankers for the assistance, co-operation and encouragement they extended to the Company. Your Directors also wish to place on record their sincere thanks and appreciation for the continuing support of investors, vendors, dealers, business associates, the cane growers for their efforts in ensuring timely cane supply. Your Directors recognize and appreciate the efforts and hard work of all the employees of the Company and their continued contribution to promote its development.

**For and on behalf of the Board of Directors**

**Vijay Kumar Goel**

Date: April 25, 2023

Chairman

Place: New Delhi

DIN: 00075317



## Annexure – 1

**FORM NO. AOC-1****Statement containing salient features of the Financial Statements of Subsidiaries/Associate Companies/Joint Ventures**

(Pursuant to first proviso to Sub-section (3) of Section 129 read with Rule 5 of Companies (Accounts) Rules, 2014)

**PART “A”: SUBSIDIARIES**

(Information in respect of each subsidiary to be presented with amounts in ₹ in Crores)

- Name of the subsidiary: Dhampur International PTE Limited.
- Reporting period for the subsidiaries concerned: - April 01, 2022 to March 31, 2023.
- Reporting currency and Exchange rate as on the last date of the relevant Financial year in the case of foreign subsidiaries: USD (1 USD = 82.22)
- Other Information:

Particulars	Dhampur International PTE Limited * (₹ in Crores)
Share Capital (including share application money)	53.59
The date since when subsidiary was acquired	03.05.2022 (Pursuant to Scheme of Arrangement)
Reserves & Surplus	(26.22)
Total Assets	34.29
Total Liabilities	6.92
Investments	NIL
Revenue from Operation (Previous Year)	266.91(NIL)
Profit/(Loss) before Taxation	2.95
Provision for Taxation	NIL
Profit after Taxation	2.95
Proposed Dividend	NIL
% of Shareholding	100%

- Name of subsidiaries which are yet to commence operations: N.A
- Name of Subsidiaries which have been liquidated or sold during the year: NA

\* Based at Singapore, Trading in Commodities.

**PART “B”: ASSOCIATES AND JOINT VENTURES**

Statement pursuant to Section 129(3) of the Companies Act, 2013 related to Associate Companies and Joint Ventures:

The Company has no associate or joint venture.

**For and on behalf of the Board of Directors**

Date: April 25, 2023  
Place: New Delhi

**Vijay Kumar Goel**  
Chairman  
DIN: 00075317

## SECRETARIAL AUDIT REPORT

FOR THE YEAR ENDED 31<sup>ST</sup> MARCH, 2023

[Pursuant to section 204(1) of the Companies Act, 2013 and Rule no. 9 of the Companies  
(Appointment and Remuneration of Managerial Personnel) Rules, 2014]

To,  
The Members

**Dhampur Bio Organics Limited**

Sugar Mill Compound, Village Asmoli,  
Sambhal, Moradabad  
Uttar Pradesh- 244304

We have conducted the secretarial audit of the compliance of applicable statutory provisions and the adherence to good corporate practice by Dhampur Bio Organics Limited (CIN: L15100UP2020PLC136939) (hereinafter called the company). Secretarial Audit was conducted in a manner that provided us a reasonable basis for evaluating the corporate conducts/statutory compliances and expressing our opinion thereon.

Based on our verification of the Company's books, papers, minute books, forms and returns filed and other records maintained by the Company and also the information provided by the Company, its officers, agents and authorized representatives during the conduct of secretarial audit, we hereby report that in our opinion, the Company has, during the year ended on 31<sup>st</sup> March, 2023, complied with the statutory provisions listed hereunder and also that the Company has proper Board-processes and compliance-mechanism in place to the extent, in the manner and subject to the reporting made hereinafter:

We have examined the books, papers, minute books, forms and returns filed and other records maintained by the Company for the year ended on 31<sup>st</sup> March, 2023 according to the provisions of:

- I.
  - The Companies Act, 2013 (the Act) and the rules made thereunder.
  - The Securities Contracts (Regulation) Act, 1956 ('SCRA') and the rules made thereunder.
  - The Depositories Act, 1996 and the Regulations and bye-laws framed thereunder.
  - Foreign Exchange Management Act, 1999 and the rules and regulations made thereunder to the extent of Foreign Direct Investment, Overseas Direct Investment and External Commercial Borrowings.

- The following Regulations and Guidelines prescribed under the Securities and Exchange Board of India Act, 1992 ('SEBI Act'):
  - a. The Securities and Exchange Board of India (Substantial Acquisition of Shares and Takeovers) Regulations, 2011, as amended from time to time;
  - b. The Securities and Exchange Board of India (Prohibition of Insider Trading) Regulations, 2015;
  - c. The Securities and Exchange Board of India (Issue of Capital and Disclosure Requirements) Regulations, 2018;
  - d. The Securities and Exchange Board of India (Share Based Employee Benefits and Sweat Equity) Regulations, 2021 (Not applicable to the company during the audit period);
  - e. The Securities and Exchange Board of India (Issue and Listing of Non-Convertible Securities) Regulations, 2021 (Not applicable to the company during the audit period);
  - f. The Securities and Exchange Board of India (Registrar to an Issue and Share Transfer Agents) Regulations, 1993, regarding the Companies Act and dealing with client.
  - g. The Securities and Exchange Board of India (Delisting of Equity Shares) Regulations, 2021 (Not applicable to the company during the audit period); and
  - h. The Securities and Exchange Board of India (Buyback of Securities) Regulations, 2018 (Not applicable to the company during the audit period);
  - i. The Securities and Exchange Board of India (Listing Obligation and Disclosure Requirements) Regulations, 2015; as amended from time to time





- II.
- Food Safety and Standards Act, 2006
  - Essential Commodities Act, 1955
  - U.P. Sugarcane (Regulation of Supply and Purchase) Act, 1953
  - Sugar Development Fund Act, 1982
  - Export (Quality Control and Inspection) Act, 1963
  - Agricultural and Processed Food Products Export Act, 1986
  - Indian Boilers Act, 1923

During the year under review, the Company has made all compliances under Sector specific laws mentioned above.

- III.
- The Air (Prevention & Control of Pollution) Act, 1981 [Read with the Air (Prevention & Control of Pollution) Rules, 1982]
  - The Environment (Protection) Act, 1986 [Read with the Environment (Protection) Rules, 1986]
  - The Water (Prevention & Control of Pollution) Act, 1974 [Read with the Water (Prevention & Control of Pollution) Rules, 1975]
  - The Hazardous Waste (Management, Handling And Transboundary Movement) Rules, 2008
  - The Factories Act, 1948
  - The Industrial Disputes Act, 1947
  - UP Industrial Disputes Act, 1947
  - Standing Order covering the conditions of employment of workmen in Vacuum Pan Sugar Factories in U.P.
  - U.P. Sugar Wage Board (Constituted under U.P. Industrial Disputes Act, 1947)
  - The Payment of Wages Act, 1936
  - The Minimum Wages Act, 1948
  - The Employees' Provident Fund and Miscellaneous Provisions Act, 1952
  - The Payment of Bonus Act, 1965
  - The Payment of Gratuity Act, 1972
  - The Contract Labour (Regulation and Abolition) Act, 1970
  - The Maternity Benefit Act, 1961
  - The Child Labour (Prohibition and Regulation) Act, 1986
  - The Industrial Employment (Standing Orders) Act, 1946
  - The Employees' Compensation Act, 1923 (earlier known as Workmen's Compensation Act, 1923

- The Apprentices Act, 1961
- The Employees' State Insurance Act, 1948
- Public Liability Insurance Act, 1991 amended upto 1992 & Rules 1991 amended upto 2003
- Sexual harassment of women at the workplace (Prevention, Prohibition, Redressal) Act, 2013
- Goods and Services Tax Act, 2017 (CGST)
- UP GST Act, 2017
- UP Molasses Control Act, 1964
- Inter-State Migrant Workmen (Regulation of Employment and Conditions of Service) Act, 1979
- United Province Excise Act, 1910 and Rules thereunder
- UP Excise Act, 1910 and UP Bottling of Country Liquor Rules, 2020

During the year under review the Company has filed periodical return and has not received any show cause notice having any material impact on the Company and has generally complied with the provisions of the Act, Rules, Regulations, Guidelines, Standards, etc as amended from time to time, mentioned above.

We have relied on the representation made by the Company and its officers on systems and mechanism formed by the Company for compliance under other Act, Laws and Regulations to the Company.

We have also examined compliance with the applicable clauses of the following:-

- Secretarial Standards issued by The Institute of Company Secretaries of India and notified by Central Government.
- The Listing Agreements entered into by the Company with BSE Limited and National Stock Exchange of India Limited

**We further report that:**

The Board of Directors of the Company is duly constituted with proper balance of Executive Directors, Non-Executive Directors and Independent Directors. The changes in the composition of the Board of Directors that took place during the year under review were carried out in compliance with the provisions of the Act.

Adequate notice is given to all directors to schedule the Board Meetings, agenda and detailed notes on agenda were sent at least seven days in advance, and a system exists for seeking and obtaining further information and clarifications

on the agenda items before the meeting and for meaningful participation at the meeting.

Majority decision is carried through while there has been no member dissenting from the decisions arrived.

There are adequate systems and processes in the company commensurate with the size and operations of the company to monitor and ensure compliance with applicable laws, rules, regulations and guidelines.

**We further report that:**

1. Mr. Ashwani Kumar Gupta, Mr. Kishor Shah, Mr. Samir Thukral, Mr. Vishal Saluja and Mrs. Ruchika Amrishi Mehra Kothari were appointed as Additional Director (Non-Executive and Independent) on 19<sup>th</sup> April, 2022 by the Board of Directors for a period of three years, subject to the Shareholder's approval which was obtained at Extraordinary General Meeting held on 13<sup>th</sup> May, 2022.
  2. Mr. Sandeep Kumar Sharma was appointed as Additional (Non-Executive and Non-Independent) Director on 19<sup>th</sup> April, 2022 by the Board of Directors. Later in the Board Meeting dated 4<sup>th</sup> May, 2022, he was re-designated as Whole Time Director of the Company and appointed for a period of two years w.e.f 5<sup>th</sup> May, 2022 subject to the Shareholder's approval, which was obtained at Extraordinary General Meeting held on 13<sup>th</sup> May, 2022.
  3. Mrs. Bindu Vashist Goel was appointed as Additional (Non - Executive and Promoter) Director on 04<sup>th</sup> May, 2022 by the Board of Directors, subject to the Shareholder's approval which was obtained in the Extraordinary General Meeting held on 13<sup>th</sup> May, 2022.
  4. Mr. Ashok Kumar Goel and Mr. Gaurav Goel resigned from the directorship of the Company w.e.f. 04<sup>th</sup> May, 2022.
  5. Mr. Vijay Kumar Goel was re-designated as Chairman and Executive Director on 30<sup>th</sup> May, 2022 for a period of three years w.e.f 5<sup>th</sup> May, 2022 by the Board of Directors, subject to the Shareholder's approval which was obtained in the Annual General Meeting held on 26<sup>th</sup> September, 2022.
  6. Mr. Gautam Goel was re-designated as Managing Director and appointed on 30<sup>th</sup> May, 2022 for a period of three years w.e.f 5<sup>th</sup> May, 2022 by the Board of Directors, subject to the Shareholder's approval which was obtained in the Annual General Meeting held on 26<sup>th</sup> September, 2022.
  7. Mr. Mukul Sharma resigned from the post of directorship of the Company w.e.f. 30<sup>th</sup> May, 2022.
  8. Mr. Nalin Kumar Gupta resigned from Directorship on 30<sup>th</sup> May, 2022 and was appointed as CFO of the Company w.e.f 30<sup>th</sup> May, 2022.
  9. Mrs. Ashu Rawat appointed as Company Secretary and Compliance Officer of the Company w.e.f 30<sup>th</sup> May, 2022.
- We further report that** during the year under review, the Scheme of Arrangement between Dhampur Sugar Mills Limited (Demerged Company) and Dhampur Bio Organics Limited (Resulting Company) (Scheme), was approved by the Hon'ble National Company Law Tribunal (NCLT), Allahabad Bench vide its Order dated 27<sup>th</sup> April, 2022 which became effective on 3<sup>rd</sup> May, 2022. Pursuant to the effectiveness of the Scheme:
- a) The three units of Demerged Company situated at (i) Mansurpur, District Muzaffarnagar, (ii) Asmoli, District Sambhal and (iii) Meerganj, District Bareilly in state of Uttar Pradesh were transferred to the Company.
  - b) The subsidiary of Dhampur Sugar Mills Limited (Demerged Company) namely, Dhampur International Pte. Ltd., an overseas Wholly Owned Subsidiary transferred to and became the wholly owned subsidiary of the Company.
  - c) The Authorised Share Capital of the Company was increased by 9,15,00,000 (Nine Crore Fifteen Lakh) Equity Shares of face value ₹10 (Rupees Ten only) aggregating to ₹91,50,00,000 (Rupees Ninety One Crore Fifty Lakh Only). Upon increase in Authorised Share Capital of the Company, the Company has allotted 66387590 equity shares of ₹10 each to the shareholders of the Demerged Company as on 17<sup>th</sup> May, 2022 (record date) in the ratio of 1:1.
  - d) The Company has filed Information Memorandum with BSE and National Stock Exchange of India Limited (NSE) on 21<sup>st</sup> June, 2022 and 23<sup>rd</sup> June, 2022 respectively and the equity shares of the Company got listed on the Stock Exchanges w.e.f. 8<sup>th</sup> September, 2022.

**For GSK & Associates**  
 Company Secretaries  
 FRN: P2014UP036000

**Saket Sharma**  
 (Partner)  
 C.P. No: 2565  
 M. No: F4229

Date: April 25, 2023  
 Place: Kanpur

PR. No: 2072/2022  
 UDIN: F004229E000190063



**Annexure – 2A**

**SECRETARIAL COMPLIANCE REPORT**

PURSUANT TO REGULATION 24A OF SEBI LODR, REGULATIONS, 2015  
FOR THE YEAR ENDED 31ST MARCH, 2023

To,  
The Members  
**Dhampur Bio Organics Limited**  
Sugar Mill Compound, Village Asmoli Sambhal,  
Moradabad, Uttar Pradesh-244304

We, GSK & Associates have examined:

- |  |   |
|--|---|
| <ul style="list-style-type: none"> <li>a) all the documents and records made available to us and explanation provided by Dhampur Bio Organics Limited (“the listed entity”),</li> <li>b) the filings/ submissions made by the listed entity to the stock exchanges,</li> <li>c) website of the listed company,</li> <li>d) any other document/ filing, as may be relevant, which has been relied upon to make this certification,</li> </ul> | <ul style="list-style-type: none"> <li>c) The Securities and Exchange Board of India (Share Based Employee Benefits and Sweat Equity) Regulations, 2021; (Not applicable to the Company during the period under review);</li> <li>d) The Securities and Exchange Board of India (Issue and Listing of Debt Securities) Regulations, 2008; (Not applicable to the Company during the period under review);</li> <li>e) The Securities and Exchange Board of India (Issue and Listing of Non-Convertible Securities ) Regulations, 2021; (Not applicable to the Company during the period under review);</li> </ul> |
|--|---|

for the financial year ended 31<sup>st</sup> March, 2023 in respect of compliance with the provisions of:

- |   |   |
|---|---|
| <ul style="list-style-type: none"> <li>a) the Securities and Exchange Board of India Act, 1992 (“SEBI Act”) and the Regulations, Circulars, Guidelines issued thereunder; and</li> <li>b) the Securities Contracts (Regulation) Act, 1956 (“SCRA”), rules made thereunder and the Regulations, circulars, guidelines issued thereunder by the Securities and Exchange Board of India (“SEBI”);</li> </ul> | <ul style="list-style-type: none"> <li>f) Securities and Exchange Board of India (Substantial Acquisition of Shares and Takeovers) Regulations, 2011;</li> <li>g) Securities and Exchange Board of India (Buyback of Securities) Regulations, 2018; (Not applicable to the Company during the period under review);</li> <li>h) Securities and Exchange Board of India (Prohibition of Insider Trading) Regulations, 2015; as amended from time to time;</li> </ul> |
|---|---|

The specific Regulations, whose provisions and the circulars/ guidelines issued thereunder, have been examined, include:-

- |   |   |
|---|---|
| <ul style="list-style-type: none"> <li>a) Securities and Exchange Board of India (Listing Obligations and Disclosure Requirements) Regulations, 2015; as amended from time to time;</li> <li>b) The Securities and Exchange Board of India (Issue of Capital and Disclosure Requirements) Regulations, 2018;</li> </ul> | <ul style="list-style-type: none"> <li>i) The Securities and Exchange Board of India (Registrar to an Issue and Share Transfer Agents) Regulations, 1993, regarding the Companies Act and dealing with client and;</li> <li>j) The Depositories Act, 1996 and the Regulations and bye-laws framed thereunder and based on the above examination,</li> </ul> |
|---|---|



We hereby report that, during the period under review, the compliance status of the listed entity is appended as below:

Sr. No.	Particulars	Compliance status (Yes/No/NA)	Observations / Remarks by PCS
1.	<b>Secretarial Standard:</b> The compliances of the listed entity are in accordance with the applicable Secretarial Standards (SS) issued by the Institute of Company Secretaries of India (ICSI)	Yes	
2.	<b>Adoption and timely updation of the Policies:</b> <ul style="list-style-type: none"> <li>• All applicable policies under SEBI Regulations are adopted with the approval of board of directors of the listed entities</li> <li>• All the policies are in conformity with SEBI Regulations and has been reviewed &amp; timely updated as per the regulations/circulars/guidelines issued by SEBI</li> </ul>	Yes	
3.	<b>Maintenance and disclosures on Website:</b> The Listed entity is maintaining a functional website Timely dissemination of the documents/ information under a separate section on the website Web-links provided in annual corporate governance reports under Regulation 27(2) are accurate and specific which redirects to the relevant document(s)/ section of the website	Yes	
4.	<b>Disqualification of Director:</b> None of the Director of the Company are disqualified under Section 164 of Companies Act, 2013	Yes	
5.	<b>To examine details related to Subsidiaries of listed entities:</b> (a) Identification of material subsidiary companies (b) Requirements with respect to disclosure of material as well as other subsidiaries	Yes	
6.	<b>Preservation of Documents:</b> The listed entity is preserving and maintaining records as prescribed under SEBI Regulations and disposal of records as per Policy of Preservation of Documents and Archival Policy prescribed under SEBI LODR Regulations, 2015	Yes	
7.	<b>Performance Evaluation:</b> The listed entity has conducted performance evaluation of the Board, Independent Directors and the Committees at the start of every financial year as prescribed in SEBI Regulations	Yes	
8.	<b>Related Party Transactions:</b> (a) The listed entity has obtained prior approval of Audit Committee for all Related party transactions (b) In case no prior approval obtained, the listed entity shall provide detailed reasons along with confirmation whether the transactions were subsequently approved/ratified/rejected by the Audit committee	Yes	
9.	<b>Disclosure of events or information:</b> The listed entity has provided all the required disclosure(s) under Regulation 30 along with Schedule III of SEBI LODR Regulations, 2015 within the time limits prescribed thereunder	Yes	
10.	<b>Prohibition of Insider Trading:</b> The listed entity is in compliance with Regulation 3(5) & 3(6) SEBI (Prohibition of Insider Trading) Regulations, 2015	Yes	
11.	<b>Actions taken by SEBI or Stock Exchange(s), if any:</b> No Actions taken against the listed entity/ its promoters/ directors/ subsidiaries either by SEBI or by Stock Exchanges (including under the Standard Operating Procedures issued by SEBI through various circulars) under SEBI Regulations and circulars/ guidelines issued thereunder	Yes	
12.	<b>Additional Non-compliances, if any:</b> No any additional non-compliance observed for all SEBI regulation/circular/ guidance note etc.	Yes	



Compliances related to resignation of statutory auditors from listed entities and their material subsidiaries as per SEBI Circular CIR/CFD/CMD1/114/2019 dated 18<sup>th</sup> October, 2019:

Sr. No.	Particulars	Compliance Status (Yes/No/ NA)	Observations / Remarks by PCS
1.	<b>Compliances with the following conditions while appointing/re-appointing an auditor</b>	NA	No such event has been occurred during the period under review
	<ul style="list-style-type: none"> <li>i. If the auditor has resigned within 45 days from the end of a quarter of a financial year, the auditor before such resignation, has issued the limited review/ audit report for such quarter; or</li> <li>ii. If the auditor has resigned after 45 days from the end of a quarter of a financial year, the auditor before such resignation, has issued the limited review/ audit report for such quarter as well as the next quarter; or</li> <li>iii. If the auditor has signed the limited review/ audit report for the first three quarters of a financial year, the auditor before such resignation, has issued the limited review/ audit report for the last quarter of such financial year as well as the audit report for such financial year.</li> </ul>		
2.	<b>Other conditions relating to resignation of statutory auditor</b>	NA	No such event has been occurred during the period under review
	<ul style="list-style-type: none"> <li>i. Reporting of concerns by Auditor with respect to the listed entity/its material subsidiary to the Audit Committee: <ul style="list-style-type: none"> <li>a. In case of any concern with the management of the listed entity/ material subsidiary such as non-availability of information / non-cooperation by the management which has hampered the audit process, the auditor has approached the Chairman of the Audit Committee of the listed entity and the Audit Committee shall receive such concern directly and immediately without specifically waiting for the quarterly Audit Committee meetings.</li> <li>b. In case the auditor proposes to resign, all concerns with respect to the proposed resignation, along with relevant documents has been brought to the notice of the Audit Committee. In cases where the proposed resignation is due to non-receipt of information / explanation from the company, the auditor has informed the Audit Committee the details of information / explanation sought and not provided by the management, as applicable.</li> <li>c. The Audit Committee / Board of Directors, as the case may be, deliberated on the matter on receipt of such information from the auditor relating to the proposal to resign as mentioned above and communicate its views to the management and the auditor.</li> </ul> </li> <li>ii. Disclaimer in case of non-receipt of information: The auditor has provided an appropriate disclaimer in its audit report, which is in accordance with the Standards of Auditing as specified by ICAI / NFRA, in case where the listed entity/ its material subsidiary has not provided information as required by the auditor.</li> </ul>		
3.	The listed entity / its material subsidiary has obtained information from the Auditor upon resignation, in the format as specified in Annexure- A in SEBI Circular CIR/ CFD/CMD1/114/2019 dated 18 <sup>th</sup> October, 2019.	NA	No such event has been occurred during the period under review

**We hereby further report that, during the year under review:**

- a) The listed entity has complied with the provisions of the above Regulations and circulars/ guidelines issued thereunder, except in respect of matters specified below:

Sr. No.	Compliance Requirements (Regulations/circulars/guidelines including specific clause)	Regulation/ Circular No.	Deviation	Action Taken by	Type of Action	Details of Violation	Fine Amount	Observation/Remarks of Practicing Company Secretary	Management Response	Remarks
NIL										

- b) This listed entity has taken the following actions to comply with the observations made in previous reports:

Sr. No.	Compliance Requirements (Regulations/circulars/guidelines including specific clause)	Regulation/ Circular No.	Deviation	Action Taken by	Type of Action	Details of Violation	Fine Amount	Observation/Remarks of Practicing Company Secretary	Management Response	Remarks
NIL										

**We further report that:**

- a) During the year under review, the Scheme of Arrangement between Dhampur Sugar Mills Limited (Demerged Company) and Dhampur Bio Organics Limited (Resulting Company) (Scheme), was approved by the Hon'ble National Company Law Tribunal (NCLT), Allahabad Bench vide its Order dated 27<sup>th</sup> April, 2022 which became effective on 3<sup>rd</sup> May, 2022. **Pursuant to effectiveness of the Scheme:**
- i. The three units of Demerged Company situated at (i) Mansurpur, District Muzaffarnagar, (ii) Asmoli, District Sambhal and (iii) Meerganj, District Bareilly in state of Uttar Pradesh were transferred to the Company.
  - ii. The subsidiary of Dhampur Sugar Mills Limited (Demerged Company) namely, Dhampur International Pte. Ltd., an overseas Wholly Owned Subsidiary transferred to and became the wholly owned subsidiary of the Company.
  - iii. The Authorised Share Capital of the Company was increased by 9,15,00,000 (Nine Crore Fifteen Lakh) Equity Shares of face value ₹10 (Rupees Ten only) aggregating to ₹91,50,00,000 (Rupees Ninety One Crore Fifty Lakh only). Upon increase in Authorised Share Capital of the Company, the Company has allotted 66387590 equity shares of ₹10 each to the shareholders of the Demerged Company as on 17<sup>th</sup> May, 2022 (record date) in the ratio of 1:1.
  - iv. The Company has filed Information Memorandum with BSE and National Stock Exchange of India Limited (NSE) on 21<sup>st</sup> June, 2022 and 23<sup>rd</sup> June, 2022 respectively and the equity shares of the Company got listed on the Stock Exchanges w.e.f. 8<sup>th</sup> September, 2022.

**For GSK & Associates**  
Company Secretaries  
FRN: P2014UP036000

**Saket Sharma**  
(Partner)

C.P. No: 2565

M. No: F4229

PR. No: 2072/2022

UDIN: F004229E000190107

Date: April 25, 2023

Place: Kanpur





## Annexure – 3

## ANNUAL REPORT ON CSR INITIATIVES

- 1) Brief outline on CSR Policy of the Company:

The CSR Policy of the Company is in line with Company's principle of sustainability and balance. The CSR initiatives of the Company are focused on providing quality education, healthcare, women empowerment and promoting sports and improving the overall well being of people.

- 2) Composition of CSR Committee:

S. No.	Name of Director	Designation / Nature of Directorship	Number of meetings of CSR Committee held during the year	Number of meetings of CSR Committee attended during the year
1.	Mr. Sandeep Kumar Sharma	Chairman/ Whole-time Director	2	2
2.	Mrs. Bindu Vashist Goel	Member/ Non Executive Non Independent Director	2	2
3	Mrs. Ruchika Amrish Mehra Kothari	Member/ Non Executive Independent Director	2	1

- 3) Provide the web-link where Composition of CSR committee, CSR Policy and CSR projects approved by the board are disclosed on the website of the company – under the head 'Policies' at <https://www.dhampur.com/investor/other-disclosures>
- 4) Provide the details of Impact assessment of CSR projects carried out in pursuance of sub-rule (3) of rule 8 of the Companies (Corporate Social Responsibility Policy) Rules, 2014, if applicable (attach the report): Not Applicable
- 5) Details of the amount available for set off in pursuance of sub-rule (3) of rule 7 of the Companies (Corporate Social Responsibility Policy) Rules, 2014 and amount required for set off for the financial year, if any

(₹ In Crores)

S.No.	Financial Year	Amount available for set-off from preceding financial years	Amount required to be set-off for the financial year, if any
		NIL	

- 6) Average net profit of the company as per section 135(5) : ₹66.79 crore
- 7) (a) Two percent of average net profit of the Company as per section 135(5) : ₹1.34 Crore
- (b) Surplus arising out of the CSR projects or programs or activities of the previous financial years. : NIL
- (c) Amount required to be set off for the financial year, if any : NIL
- (d) Total CSR obligation for the financial year (7a+7b-7c): ₹1.34 Crore
- 8) (a) CSR amount spent or unspent for the financial year:

Total Amount Spent for the Financial Year (₹ in Crores)	Amount Unspent (₹ In Crores)				
	Total Amount transferred to Unspent CSR Account as per section 135(6)		Amount transferred to any fund specified under Schedule VII as per second proviso to section 135(5)		
	Amount	Date of transfer	Name of the Fund	Amount	Date of transfer
3.73	NIL	NIL	NIL	NIL	NIL

(b) Details of CSR amount spent against ongoing projects for the financial year:

(1)	(2)	(3)	(4)	(5)	(6)	(7)	(8)	(9)	(10)	(11)		
S. No.	Name of the Project	Item from the list of activities in Schedule VII to the Act.	Local area (Yes/No)	Location of the project		Project duration	Amount allocated for the project (₹ in Crores)	Amount spent in the current financial Year (₹ In Crores)	Amount transferred to Unspent CSR Account for the project as per Section 135(6) (₹ In Crores)	Mode of Implementation - Direct (Yes/No)	Mode of Implementation - Through Implementing Agency	
				State	District						Name	CSR Registration number
1	Project on Promoting Education	(ii) Promoting Education	Yes	U.P.	District Sambhal	3 years	1.00	1.30	NA	No	Academy of Modern Learning Trust,	CSR00026872
<b>Total</b>							<b>1.00</b>	<b>1.30</b>				

(c) Details of CSR amount spent against other than ongoing projects for the financial year:

(1)	(2)	(3)	(4)	(5)	(6)	(7)	(8)			
S. No.	Name of the Project	Item from the list of activities in Schedule VII to the Act	Local area (Yes/No)	Location of the project		Amount spent in the current financial Year (₹ In Crores)	Mode of Implementation - Direct (Yes/No)	Mode of Implementation - Through Implementing Agency		
				State	District.			Name	CSR Registration Number	
1	Project on Promoting Education	(ii) Promoting Education	Yes	U.P.	District Sambhal	1.07	No	Academy of Modern Learning Trust,	CSR00026872	
2	Sampoorna Tailoring Program	(iii) Empowerment of Women	Yes	U.P.	District Muzaffarnagar	0.02	No	Gram Swaraja Mission Ashram	CSR00034622	
3	Free Mobile Health services	(i) Promotion of preventive health care and sanitation	Yes	U.P.	District Sambhal, Muzaffarnagar, Bareilly	0.32	No	PHD Rural Development Foundation	CSR00004676	
4	Promoting Sports	(vii) Promoting Sports	Yes	U.P.	District Sambhal	0.08	Yes	NA	NA	
5	Promoting Education	(ii) Promoting Education	Yes	U.P.	District Sambhal, Bareilly	0.03	No	Roman Catholic Diocesan Social Service Society	CSR00009600	
6	Promoting Education	(ii) Promoting Education	Yes	U.P.	District Muzaffarnagar	0.01	Yes	NA	NA	
7	Animal Welfare	(iv) Animal Welfare	Yes	U.P.	District Sambhal	0.05	Yes	NA	NA	
8	Sanitization and availability of clean drinking water	(i) Healthcare and sanitization	Yes	U.P.	District Sambhal, Bareilly	0.20	Yes	NA	NA	
9	Food Distribution	(i) Eradicating hunger and poverty	Yes	U.P.	District Muzaffarnagar, Bareilly	0.54	Yes	NA	NA	
10	Development in villages	(x) Rural Development	Yes	U.P.	District Sambhal	0.11	Yes	NA	NA	
<b>Total</b>							<b>2.43</b>			

- (d) Amount spent in Administrative Overheads : NIL
- (e) Amount spent on Impact Assessment, if applicable: Nil
- (f) Total amount spent for the Financial Year (8b+8c+8d+8e) : ₹3.73 crores
- (g) Excess amount for set off, if any

S. No.	Particular	Amount (₹ in Crores)
(i)	Two percent of average net profit of the company as per section 135(5)	1.34
(ii)	Total amount spent for the Financial Year	3.73
(iii)	Excess amount spent for the financial year [(ii)-(i)]	2.39
(iv)	Surplus arising out of the CSR projects or programmes or activities of the previous financial years, if any	0
(v)	Amount available for set off in succeeding financial years [(iii)-(iv)]	2.39

- 9) (a) Details of Unspent CSR amount for the preceding three financial years:

S.No.	Preceding Financial Year	Amount transferred to Unspent CSR Account under section 135 (6) (₹ in Crores)	Amount spent in the reporting Financial Year (₹ in Crores)	Amount transferred to any fund specified under Schedule VII as per section 135(6), if any			Amount remaining to be spent in succeeding financial years. (₹ in Crores)
				Name of the Fund	Amount (₹ in Crores)	Date of transfer	
NIL							

- (b) Details of CSR amount spent in the financial year for ongoing projects of the preceding financial year(s):

(1)	(2)	(3)	(4)	(5)	(6)	(7)	(8)	(9)
Sl. No.	Project ID	Name of the Project	Financial Year in which the project was commenced	Project duration	Total Amount allocated for the project (₹ In Crores)	Amount spent on the project in the reporting Financial Year (₹ In Crores)	Cumulative amount spent at the end of reporting Financial Year. (₹ In Crores)	Status of the project - Completed / Ongoing
NIL								

- 10) In case of creation or acquisition of capital asset, furnish the details relating to the asset so created or acquired through CSR spent in the financial year : N.A  
(asset-wise details)
- (a) Date of creation or acquisition of the capital asset(s): N.A
- (b) Amount of CSR spent for creation or acquisition of capital asset: N.A
- (c) Details of the entity or public authority or beneficiary under whose name such capital asset is registered, their address etc.: N.A
- (d) Provide details of the capital asset(s) created or acquired (including complete address and location of the capital asset): N.A
- 11) Specify the reason(s), if the company has failed to spend two per cent of the average net profit as per section 135(5): N.A

**For and on behalf of the Board of Directors**

Place: New Delhi  
Date: April 25, 2023

**Sandeep Kumar Sharma**  
Chairman of CSR Committee  
DIN: 06906510

**Vijay Kumar Goel**  
Chairman  
DIN: 00075317



**Annexure – 4**

## THE DETAILS OF CONSERVATION OF ENERGY, TECHNOLOGY ABSORPTION, FOREIGN EXCHANGE EARNINGS AND OUTGO

The information under Section 134 (3) (m) of the Companies Act, 2013 read with Rule 8 (3) of the Companies (Accounts) Rules, 2014 for the year ended March 31, 2023 is given below and forms part of Directors' Report.

**A. CONSERVATION OF ENERGY:**

- i. The steps taken or impact on conservation of energy;

The Company is continuously working on conservation of energy through innovative measures and has taken following major steps towards the same:

- a. Replacement of old and in-efficient motors, panels, transformers and auxiliaries to improve efficiency of equipment.
- b. Installation of new efficient turbine and conversion of existing Condensing turbine into Back Pressure turbine.
- c. Installation of steam and power saving equipment like Robert type body, mechanical circulators, melt concentrator of 700 m<sup>2</sup> H.S. on fine liquor for Brix Concentration.
- d. Use of Varibale Frequency Drive (VFD) on AC motors.
- e. Installation of Vapour Line Juice Heater, Falling Film Evaporator, Cigar System at evaporator which utilised waste heat energy and boiling by 3<sup>rd</sup> effect vapour in Raw Pan instead of 2<sup>nd</sup> Vapour.
- f. Installation and commissioning of bio anaerobic Bio Digester at Effluent Treatment Plant to achieve optimum water discharge parameter. This will also help to recycle the water up to maximum extent.
- g. Focus on increasing the energy and material efficiency of the IT infrastructure and workplace services. Our data centre operations are outsourced to green data centres, which has an impactful shift in our carbon footprint. Development and Quality Servers are operated as per requirement resulting in energy conservation.

The impact of the measures taken by the Company is expected to save energy and fuel, resulting in lower cost of production.

- ii. the steps taken by the company for utilising alternate sources of energy;

The Company is continuously replacing Sodium & mercury Lights with LED Lights across its units and installing Solar Lights.

- iii. The capital investment on energy conservation equipment: ₹23.09 Crores.

**B. TECHNOLOGY ABSORPTION:**

- i. The efforts made towards technology absorption:
- a. Installation of 10 T & 20 T pan for specialty sugar production.
  - b. Installation of duplex type weighing machine for sugar bag.
  - c. Distribution of improved sugarcane variety seeds raised through in-house state of art tissue culture lab and introduction of latest planting practices.
  - d. Drone-based pesticide spray for controlling the pest, with additional benefit of water and soil health conservation.
  - e. Implementation of salesforce CRM creating a more customer-centered organization resulting in saving time and money with automation, tracking leads and prospect information, increasing lead qualification with email tracking, managing customer relationships, and organizing data for fast lead scoring and Key Account Mangement (KAM).
  - f. Usage of GPS based field force tracking app for better last mile connectivity with farmers.
  - g. Control towers have been set up in our manufacturing units for a seamless logistics operation.



- h. Cane surveys using GPS based technology on handheld devices.
- i. Trial of using drone with high resolution camera for crop health assessment and acreage.
- j. Krishakmitra App for exchange of information/redressal of queries with farmers and organizing Kisan Mela for demonstration of technology for better cane implements and awareness of improved agriculture practices.
- k. Smart weighment at our cane centres and factory gate using smartphones with latest AI technology.
- l. Plant Automation using IOT sensors.
- ii. The benefits derived like product improvement, cost reduction, product development.

The above-mentioned measures will result in effective control, man less processes, timely availability of information, reduction in carbon footprints, water conservation, healthy cane with higher recovery will be available to the Company and better awareness among farmers resulting in their enhanced income.

- iii. In case of imported technology: The Company has not imported any technology.
- iv. The expenditure incurred on Research and Development: The Company has incurred ₹4.98 Crores towards Research and Development.

**C. FOREIGN EXCHANGE EARNINGS AND OUTGO:**

The Foreign Exchange earned in terms of actual inflows during the year and the Foreign Exchange outgo during the year in terms of actual outflows.

Total foreign exchange used and earned:

(₹ in Crores)

Particulars	Current Year	Previous Year
Export and foreign exchange earnings*	306.49	118.16
Imports and expenditure in foreign currency	5.96	2.55

\*including third party export amounting to NIL (P.Y. ₹81.87 crore).

**For and on behalf of the Board of Directors**

Date: April 25, 2023  
Place: New Delhi

**Vijay Kumar Goel**  
Chairman  
DIN:00075317

**Annexure – 5**
**Statement of Disclosure of remuneration pursuant to Section 197(12) of the Companies Act, 2013 read with the Rule 5(1) of the Companies (Appointment and Remuneration of Managerial Personnel) Rules, 2014 as amended:**

1. The ratio of the remuneration of each director to the median remuneration of the employees of the Company for the financial year:

S.N	Name of Director	Designation	DIN	Ratio
1	Vijay Kumar Goel	Chairman	00075317	80:1
2	Gautam Goel	Managing Director	00076326	100:1
3	Sandeep Kumar Sharma	Whole Time Director	06906510	39:1

2. The percentage increase in remuneration of each Director, Chief Financial Officer and Company Secretary in the financial year:

S.N	Name of Director/CEO/CFO/CS	Designation	DIN/PAN	Percentage increase in remuneration
1	Vijay Kumar Goel	Chairman	00075317	Refer note
2	Gautam Goel	Managing Director	00076326	
3	Sandeep Kumar Sharma	Whole Time Director	06906510	
4	Nalin Kumar Gupta	Chief Financial Officer	AAOPG5264E	
5	Ashu Rawat	Company Secretary	AQNPG1214F	

Note: The Board was reconstituted during the financial year. Therefore, the percentage increase in remuneration is not applicable.

Chief Financial Officer and Company Secretary were appointed effective from May 30, 2022. Therefore, the percentage increase in his remuneration during FY 2022-23 cannot be determined.

3. Percentage increase in the median remuneration of employees in the financial year: 8.35%
4. Average percentile increase already made in the salaries of employees other than the managerial personnel in the last financial year and its comparison with the percentile increase in the managerial remuneration and justification thereof and point out if there are any exceptional circumstances for increase in the managerial remuneration:

Average Managerial remuneration increase %: 10.1%

Average Non-Managerial remuneration increase%: 8%

Higher increase due to complexity of work involved and 12:1 span of control in the organization

5. Number of permanent employees on the rolls of company: 1723
6. Affirmation that the remuneration is as per the remuneration policy of the Company: The Company affirms that the remuneration is as per the Nomination and Remuneration policy of the Company.

**For and on behalf of the Board of Directors**

**Vijay Kumar Goel**  
Chairman  
DIN: 00075317

Date: April 25, 2023  
Place: New Delhi



# Report on Corporate Governance

## COMPANY'S PHILOSOPHY ON CORPORATE GOVERNANCE

Dhampur Bio Organics Limited ("The Company") believes that effective Corporate Governance is key component to enhance and maintain stakeholders' value. The Company has adopted sound management practices and adheres to the applicable regulatory and legal framework.

The Company's philosophy on corporate governance revolves around sound, transparent and fair business practices with accountability. The key features of the corporate governance policy of your Company are to maintain the highest standards for disclosure practices, professionalism, transparency and accountability in all its dealings. We practice good corporate governance not only for compliances with applicable statutes, but also to ensure transparency and to ensure that interest of all stakeholders is protected.

During the FY 2022-23, the Company got listed on both the recognized stock exchanges i.e. BSE Limited (BSE) and National Stock Exchange of India Limited (NSE) pursuant to the Scheme of Arrangement approved by the Allahabad Bench of Hon'ble National Company Law Tribunal, vide its order dated April 27, 2022. The trading of shares of the Company on BSE and NSE started with effect from September 8, 2022.

## DATE OF REPORT

The information provided in this Report on Corporate Governance is as on March 31, 2023 for the purpose of uniformity. However, some of the information is updated as on the date of the report, wherever applicable.

## BOARD OF DIRECTORS

The Board of Directors of the Company provide entrepreneurial leadership and plays a crucial role in providing strategic supervision, overseeing the management performance, and long-term success of the Company while ensuring sustainable shareholder value. Driven by its guiding principles of Corporate Governance, the Board's actions endeavour to work in best interest of the Company. The Directors hold a fiduciary position, exercises independent judgement, and play a vital role in the oversight of the Company's affairs.

Presently, The Company's Board comprises of 9 (nine) Directors. Besides Chairman, Managing Director who are Executive Promoter Directors, the Board has 1 (one) Whole Time Director, 1 (one) Non-Executive Promoter Director and 5 (five) Non- Executive Independent Directors including 1 (one) Non – Executive Independent Woman Director.

The Composition of the Board is in conformity with Section 149 of the Companies Act, 2013 and Regulation 17 of the Listing Regulations (as amended) from time to time.

## CORE SKILLS/EXPERTISE/COMPETENCIES OF THE BOARD OF DIRECTORS

The Directors of your Company comprise of qualified individuals who collectively possess the skills, competencies, and experience across diverse fields that enable them to make effective contributions to the Board and its Committees.

### In terms of Listing Regulations, The Board of Directors has following skills/expertise /competencies as given below:

Name of Director	Core Competencies
Mr. Vijay Kumar Goel (Designated as Chairman: May 05, 2022)	Industrial Expertise, Leadership, and Information Technology.
Mr. Ashwani Kumar Gupta (Appointment: April 19, 2022)	Finance, Taxation and Audit, Banking, Foreign Exchange Market, Legal and Risk Management
Mr. Gautam Goel (Designated as Managing Director: May 05, 2022)	International Exposure, Operations and Engineering, Research and Development, Strategy, Formulating Policies, Processes and Planning.
Mr. Sandeep Kumar Sharma (Appointment: April 19, 2022) (Designated as Whole Time Director: May 05, 2022)	Industry Expertise, Engineering and Technology, Human Resource Management, Administration and Compliance Management.
Mrs. Bindu Vashist Goel (Appointment: May 04, 2022)	Compliance Management
Mrs. Ruchika Amrish Mehra Kothari (Appointment: April 19, 2022)	Marketing and Export related Expertise



Name of Director	Core Competencies
Mr. Samir Thukral (Appointment: April 19, 2022)	Global exposure in Agri-commodities Business Strategy and Risk Management
Mr. Vishal Saluja (Appointment: April 19, 2022)	International Exposure, Risk Management
Mr. Kishor Shah (Appointment: April 19, 2022)	Finance, Taxation and Audit, Leadership, Strategic Planning, Governance and Compliance
Mr. Ashok Kumar Goel (Appointment: April 24, 2021) (Resignation: May 04, 2022)	Experience, Industrial Expertise and Leadership
Mr. Gaurav Goel (Appointment: April 24, 2021) (Resignation: May 04, 2022)	International Exposure, Financial and Commercial Strategy Formulation, Process and Planning
Mr. Nalin Kumar Gupta (Appointment: March 31, 2021) (Resignation: May 30, 2022)	Finance, Taxation and Audit, Research and Development
Mr. Mukul Sharma (Appointment: March 31, 2021) (Resignation: May 30, 2022)	Marketing, Leadership and Administration

These skills/competencies are broad-based, encompassing several areas of expertise/ experience. Each Director may possess varied combinations of skills/experience within the described set of parameters, and it is not necessary that all Directors possess all skills and experience.

**Composition of the Board, number of other Directorships and Committees of which a Director is the Member/Chairperson and attendance of each Director at Board Meetings, and the last Annual General Meeting of the Company are given below:**

S. No	Name of Director(s)	Category of Directorship	No. of Board meeting attended	Last AGM attended	No. of Directorships and Committee Memberships/Chairmanships			List of Directorship held in Other Listed Companies
					Directorship	Committee Memberships	Committee Chairmanships	
1	Mr. Vijay Kumar Goel	P, C & ED	6	Yes	2	1	None	Delton Cables Limited Dhampur Sugar Mills Limited (resigned w.e.f May 4, 2022)
2	Mr. Ashwani Kumar Gupta (Appointment: April 19, 2022)	ID, VC & NED	5	Yes	1	1	1	Dhampur Sugar Mills Limited (resigned w.e.f May 4, 2022) PNB Housing Finance Limited (resigned w.e.f May 11, 2022)
3	Mr. Gautam Goel	P & MD	6	Yes	1	1	None	Dhampur Sugar Mills Limited (resigned w.e.f May 4, 2022)
4	Mr. Sandeep Kumar Sharma (Appointment: April 19, 2022)	WTD	5	Yes	1	None	None	Dhampur Sugar Mills Limited (resigned w.e.f May 4, 2022)
5	Mrs. Bindu Vashist Goel (Appointment: May 04, 2022)	P & NED	4	Yes	1	1	None	
6	Mrs. Ruchika Amrish Mehra Kothari (Appointment: April 19, 2022)	ID & NED	4	Yes	1	1	None	



S. No	Name of Director(s)	Category of Directorship	No. of Board meeting attended	Last AGM attended	No. of Directorships and Committee Memberships/Chairmanships			List of Directorship held in Other Listed Companies
					Directorship	Committee Memberships	Committee Chairmanships	
7	Mr. Samir Thukral (Appointment: April 19, 2022)	ID & NED	5	Yes	1	1	None	
8	Mr. Vishal Saluja (Appointment: April 19, 2022)	ID & NED	5	Yes	1	1	None	
9	Mr. Kishor Shah (Appointment: April 19, 2022)	ID & NED	5	Yes	3	2	2	Bhagiradha Chemicals and Industries Limited and GKW Ltd.
10	Mr. Ashok Kumar Goel (Resignation: May 04, 2022)	NED	0	NA	1	None	None	Dhampur Sugar Mills Limited
11	Mr. Gaurav Goel (Resignation: May 04, 2022)	NED	0	NA	2	4	None	Mangalam Cement Ltd. Dhampur Sugar Mills Limited
12	Mr. Nalin Kumar Gupta (Resignation: May 30, 2022)	NED	3	Yes	0	None	None	
13	Mr. Mukul Sharma (Resignation: May 30, 2022)	NED	3	NA	0	None	None	

P - Promoter, C- Chairman, VC- Vice Chairman, ED - Executive Director, MD - Managing Director, ID - Independent Director, NED - Non-Executive Director & WTD - Whole Time Director.

#### Notes:

- I. Directorship includes the one in Listed Entity including the Company. Chairmanship/Membership of Committee only includes Audit Committee and Stakeholders Relationship Committee in Indian Public Limited companies including the Company.
- II. As mandated by Regulation 17A and 26 (1) (b) of the Listing Regulations, None of the Directors on the Board holds directorships in more than ten public companies. None of the Independent Directors serves as an Independent Director on more than seven listed entities. Necessary disclosures regarding Committee positions in other public companies have been made by the Directors.
- III. The Non- Executive Directors fulfil the conditions of Independence specified in Section 149 (6) of the Companies Act, 2013 and Regulation 16 (1) (b) of the Listing Regulations.
- IV. Mr. Vijay Kumar Goel, Mr. Gautam Goel and Mrs. Bindu Vashist Goel are related to each other. Mr. Vijay Kumar Goel is the Father of Mr. Gautam Goel and Mrs. Bindu Vashist Goel is the wife of Mr. Gautam Goel. Brief

profile of each of the above Directors is available on the Company's website: [www.dhampur.com](http://www.dhampur.com)

- V. None of the Non-Executive Directors except Mrs. Bindu Vashist Goel hold Equity Shares in the Company. The Number of Equity shares held by Mrs. Bindu Vashist Goel as on March 31, 2023 is 76,350 shares of ₹10 each.
- VI. Proposed commission to be paid to Non-Executive Directors will be paid, if approved by the shareholders at the ensuing Annual General Meeting.
- VII. The Company has obtained Certificate from Mr. Saket Sharma, Partner – GSK & Associates, Company Secretaries confirming that Directors have not been debarred or not been disqualified from being appointed or continuing as Directors by SEBI/ MCA or any other authority and is annexed herewith as a part of this report.
- VIII. The Independent Directors have given declaration under Rule 6(1) and (2) of the Companies (Appointment and Qualification of Director) Rules, 2014, that their names are registered in the databank as maintained by the Indian Institute of Corporate Affairs (IICA). In terms of Section

150 of the Act, read with Rule 6(4) of the Companies (Appointment and Qualification of Director) Rules 2014, the Independent Directors, if applicable, are required to undertake online proficiency self-assessment test conducted by the IICA within a period of two (2) year from the date of inclusion of their names in the data bank or such time as amended by the Central Government.

## BOARD MEETINGS

During the period from April 01, 2022 to March 31, 2023, 6 (Six) Board meetings were held and time gap between two consecutive board meetings did not exceed 120 days during the year 2022-23. The details are as under:

Sl. No.	Date of Meetings	No. of Directors Present
1	April 19, 2022	4
2	May 04, 2022	10
3	May 30, 2022	11
4	July 19, 2022	8
5	October 21, 2022	9
6	January 23, 2023	9

## INFORMATION GIVEN TO THE BOARD

All material information is circulated to the Directors before the meeting of Board and its committees, including minimum information required to be made available to the Board as prescribed under Part A of Schedule II of the SEBI (Listing Obligations and Disclosure Requirements) Regulations, 2015. Such information is submitted either as part of the agenda papers of the respective meeting or by way of presentations and discussions during the meeting. With the unanimous consent of the Board, all information which is in the nature of Unpublished Price Sensitive Information, is placed before the Board and its Committees at a shorter notice.

The Company adheres to the provisions of the Act read with the Rules issued thereunder, Secretarial Standards and the Listing Regulations with respect to convening and holding the meetings of the Board of Directors, its Committees and the General Meetings of the shareholders of the Company.

## BOARD TRAINING AND FAMILIARISATION PROGRAM

The Company conducts familiarization programme for the Independent Directors in order to enable them to familiarize with the Company, its management and its mode of operations so as to gain a clear understanding of their roles, rights and responsibilities for the purpose of contributing significantly towards the growth of the Company.

The details of the familiarisation programmes undertaken by the Company has been disclosed on the website of the Company under the head 'Policies' at <https://www.dhampur.com/investor/other-disclosures>

## SEPARATE INDEPENDENT DIRECTORS MEETING

In accordance with the requirement of section 149(8) and schedule IV of the Companies Act, 2013, Independent Directors of the Company are required to meet separately without the presence of the Non-Independent Directors and members of the Management. During the FY under review, Independent Directors met on March 31, 2023 and all 5 Independent Directors were present in the meeting. Following matters were, inter alia, reviewed and discussed in the meeting:

- Performance of Non-Independent Directors and the Board of Directors as a whole;
- Performance of the Chairman of the Company taking into consideration the views of Executive and Non-Executive Directors;
- Assessment of the quality, quantity and timeliness of flow of information between the Company Management and the Board that is necessary for the Board to effectively and reasonably perform their duties.

## CODE OF CONDUCT FOR PREVENTION OF INSIDER TRADING PRACTICES

The Company has formulated the Code of Conduct to Regulate, Monitor and Report Trading in Securities of the Company by the insiders in compliance with SEBI (Prohibition of Insider Trading) Regulations, 2015. The Code outlays the framework on procedures to be followed and disclosures to be made, while dealing in shares of the Company by Insiders and the consequences of non-compliances. The Company has further adopted Policy and Procedure for inquiry in case of leak of Unpublished Price Sensitive Information. These code and Policy are uploaded on the Company's website under the head 'Policies' at <https://www.dhampur.com/investor/other-disclosures>.

## BOARD COMMITTEES

During the FY 2022-23, various mandatory and non-mandatory board committees were constituted whose composition has been disclosed on the website of the Company i.e. [www.dhampur.com](http://www.dhampur.com). The various Committees of Board of Directors were constituted consisting of Executive and Non-Executive Directors of the Company to meet the mandatory requirements of The Companies Act, 2013 and the Listing Regulations as well as to perform other critical functions. The Company Secretary act as a Secretary to all the committees of the Board.

As on March 31, 2023, the Board has 4 mandatory committees and 2 non-mandatory committees.



## AUDIT COMMITTEE

The Audit Committee is the link between the Statutory Auditors, Internal Auditors and the Board. The powers, role and terms of reference of the Audit Committee cover the areas as contemplated under Regulation 18 of SEBI (Listing Obligations and Disclosure Requirements) Regulation 2015 (as amended) and Section 177 of the Companies Act, 2013 and such other functions as may be specifically delegated by the Board from time to time.

The Audit Committee was constituted by the Board of Directors in its meeting held on May 30, 2022 and was reconstituted in the meeting of Board of Directors held on July 19, 2022 by inclusion of Mr. Vishal Saluja as member. The Chairman of Audit Committee is an Independent Director and the composition of Audit committee meets the criteria laid down in Section 177 of the Companies Act, 2013 and Regulation 18 of SEBI (Listing Obligations and Disclosure Requirements) Regulation 2015.

Details of Composition and attendance of members at the meetings of Audit Committee are as follows:

Sl. No.	Name of Directors	Position	Category	No. of meeting held	No. of meetings attended
1	Mr. Kishor Shah	Chairman	Non-Executive Independent Director	3	3
2	Mr. Ashwani Kumar Gupta	Member	Non-Executive Independent Director	3	3
3	Mr. Gautam Goel	Member	Managing Director	3	3
4	Mr. Samir Thukral	Member	Non-Executive Independent Director	3	3
5	Mr. Vishal Saluja*	Member	Non-Executive Independent Director	3	2

\*appointed as member of Audit Committee w.e.f. July 19, 2022.

The Company Secretary acts as the Secretary to the Committee.

In addition to the members of the Audit Committee, these meetings were attended by Chief Financial Officer, Statutory Auditor, Internal Auditor and/or their representatives, wherever necessary and those executives of the Company who were considered necessary for providing inputs to the Committee. Mr. Kishor Shah, the Chairperson of the Audit Committee attended the Annual General Meeting (AGM) held on September 26, 2022.

## NOMINATION AND REMUNERATION COMMITTEE

The powers, role and terms of reference of the Nomination and Remuneration Committee cover the areas as contemplated under Regulation 19 of the Securities and Exchange Board of India (Listing obligation and Disclosure Requirements) Regulation 2015 (as amended) and Section 178 of the Companies Act, 2013, besides other terms as may be referred by the Board of Directors.

The Nomination and Remuneration Committee was constituted by the Board of Directors in its meeting held on

During the FY under review, three Audit Committee meetings were held: July 18, 2022; October 20, 2022 (adjourned and reconvened on October 21, 2022); January 23, 2023.

The terms of reference of the Audit Committee includes:

- I. Overseeing the financial reporting process, review of financial statements to ensure that they are correct, sufficient and credible;
- II. Reviewing adequacy of internal control system and internal audit functions;
- III. Recommending appointment and remuneration of auditors to the Board of Directors;
- IV. Reviewing the functioning of Whistle Blower Mechanism;
- V. Approving transactions of the Company with related parties or any subsequent modification therein;

May 30, 2022. The Chairman of Nomination and Remuneration Committee is an Independent Director and the composition of Nomination and Remuneration committee meets the criteria laid down in Section 178 of the Companies Act, 2013 and Regulation 19 of SEBI (Listing Obligations and Disclosure Requirements) Regulation 2015.

During the FY under review, three Nomination and Remuneration Committee meetings were held : June 03, 2022, July 19, 2022 and March 31, 2023.

The terms of reference of Nomination and Remuneration Committee includes:

- I. Formulating criteria for determining qualifications, positive attributes and independence of a Director;
- II. Recommending to the Board a policy relating to the remuneration for the directors, key managerial personnel, and other employees of the Company;
- III. Identification of persons who are qualified to become director and who may be appointed in senior management;
- IV. Formulation of criteria for evaluation of Directors and Board.



Details of Composition and attendance of members at the meetings of Nomination and Remuneration Committee are as follows:

Sl. No.	Name of Directors	Position	Category	No. of meeting held	No. of Meeting attended
1	Mr. Samir Thukral	Chairman	Non-Executive Independent Director	3	2
2	Mr. Ashwani Kumar Gupta	Member	Non-Executive Independent Director	3	3
3	Mr. Kishor Shah	Member	Non-Executive Independent Director	3	1
4	Mrs. Ruchika Amrish Mehra Kothari	Member	Non-Executive Independent Director	3	2

The Company Secretary acts as the Secretary to the Committee.

Mr. Samir Thukral, the Chairperson of the Nomination and Remuneration Committee attended the Annual General Meeting (AGM) held on September 26, 2022.

### Nomination and Remuneration Policy

In accordance with the provisions of the Companies Act, 2013 and the Listing Regulation, the Company has put in place the Nomination and Remuneration Policy. This policy lays down framework for selecting and nominating Directors, Key Managerial Personnel (KMPs), Senior Management and other employees of the Company and payment of remuneration to them.

The Nomination and Remuneration Policy as approved by the Board is uploaded on the Company's website under the head 'Policies' at <https://www.dhampur.com/investor/other-disclosures>.

### Performance Evaluation

The Nomination and Remuneration Committee of the Board specified the manner in which the annual evaluation of the

Board as a whole, its committees and individual directors is required to be conducted. Accordingly, the Board has made the annual evaluation of the Board as a whole, its committees and individual directors in accordance with the manner specified by the Nomination and Remuneration Committee after seeking inputs from all the Directors on the basis of various criteria.

In its separate meeting convened by Independent Directors of the Company on March 31, 2023, performance of the non-independent directors of the Company, performance of the Board as a whole, its committees and Performance of Chairman of the Company were evaluated. Independent directors expressed their satisfaction with the evaluation process.

### Remuneration to Directors

The Non-Executive Directors are paid remuneration by way of Sitting Fees for each Meeting of the Board or Committee Meeting attended by them and Commission to Non-Executive Directors, subject to approval by the shareholders. The Non-Executive Promoter Director/Independent Directors do not have any material pecuniary relationship or transactions with the Company.

Details of the Sitting Fees and commission paid/payable to Non- Executive Directors are as follows:

Name of the Non-Executive Director	Sitting Fees Paid (₹ in Crores)	Commission payable (₹ in Crores)	Total (₹ in Crores)
Mr. Ashwani Kumar Gupta	0.046	0.120	0.166
Mrs. Bindu Vashist Goel	0.029	0.120	0.149
Mrs. Ruchika Amrish Mehra Kothari	0.029	0.120	0.149
Mr. Samir Thukral	0.037	0.120	0.157
Mr. Vishal Saluja	0.034	0.120	0.154
Mr. Kishor Shah	0.037	0.120	0.157
Mr. Nalin Kumar Gupta	0.012	-	0.012
Mr. Mukul Sharma	0.012	-	0.012

Note : Mr. Nalin Kumar Gupta and Mr. Mukul Sharma resigned from the directorship of the Company w.e.f. May 30, 2022.



The appointment and remuneration of Executive Directors including Chairman, Managing Director and Whole Time Director are governed by the recommendation of the Nomination & Remuneration Committee, Resolutions passed by the Board of Directors and Shareholders of the Company. The remuneration package including increments of Chairman, Managing Director and Whole Time Director shall comprise salary, perquisites and allowances, and contributions to Provident and other Retirement Benefit Funds as approved by the shareholders at the General Meetings.

Details of the Remuneration paid/payable to Executive Director is as follows:

Name of Director	Salary & perquisites (₹ in Crores)	Sitting fee* (₹ in Crores)	Commission payable (₹ in Crores)	Total (₹ in Crores)
Mr. Vijay Kumar Goel	1.478	0.0075	2.00	3.485
Mr. Gautam Goel	2.401	0.0075	3.00	5.408
Mr. Sandeep Kumar Sharma	1.416	0.0050	-	1.421

Note : The remuneration paid is in proportion to the tenure of their appointment.

\* Mr. Vijay Kumar Goel, Mr. Gautam Goel and Mr. Sandeep Kumar Sharma were Non-executive Director upto May 04, 2022.

No service contracts have been entered with the Directors as they are appointed/re-appointed with the approval of the shareholders for the period permissible under the applicable provisions of the Act and/or Listing Regulations. Independent Directors may resign from their office subject to detailed reasons for his resignation along with a confirmation that there is no other material reason other than those provided to the Board. The Company does not pay any severance fees to the Directors and there is no Notice period.

Presently, the Company does not have any Stock Options Scheme for its Directors or Employees.

### STAKEHOLDER'S RELATIONSHIP COMMITTEE

The Committee looks into redressal of Shareholder's/Investors' complaints related to transfer of shares, non-receipt of balance sheet, non-receipt of declared dividends, among others.

The Committee has such term of reference, role, responsibility and powers as specified in Section 178 of the Companies Act, 2013 and in the Securities and Exchange Board of India (Listing Obligation and Disclosure Requirements) Regulation, 2015, as amended from time to time.

Details of Composition and attendance of members at the meetings of Stakeholder's Relationship Committee are as follows:

Sl. No.	Name of Directors	Position	Category	No. of Meeting held	No. of Meeting Attended
1	Mr. Ashwani Kumar Gupta	Chairman	Non-Executive Independent Director	1	1
2	Mrs. Bindu Vashist Goel	Member	Non-Executive Director	1	1
3	Mr. Kishor Shah	Member	Non-Executive Independent Director	1	1
4	Mrs. Ruchika Amrish Mehra Kothari	Member	Non-Executive Independent Director	1	0

The Company Secretary also acts as the Secretary to the Committee.

Mrs. Ashu Rawat, Company Secretary, is the Compliance Officer of the Company.

Mr. Ashwani Kumar Gupta, Chairperson of the Stakeholder's Relationship Committee attended the Annual General Meeting (AGM) held on September 26, 2022.

During the year, the Company did not received any complaint. No complaint was pending as on March 31, 2023.

## CORPORATE SOCIAL RESPONSIBILITY COMMITTEE

The Corporate Social Responsibility Committee (CSR Committee) is responsible to assist the Board in discharging its social responsibilities by way of formulating and monitoring implementation of the framework of Corporate Social Responsibility policy as specified in Schedule VII of the Companies Act, 2013. The provisions of Section 135 of the Companies Act, 2013 read with CSR Rules became applicable on the Company w.e.f. FY 2022-23.

The CSR Committee was constituted by the Board of Directors in its meeting held on May 30, 2022. The Chairman of CSR Committee is an Executive Director and the composition of Corporate Social Responsibility Committee meets the criteria laid down in Section 135 of the Companies Act, 2013.

Details of Composition and attendance of members at the meetings of CSR Committee are as follows:

Sl. No.	Name of Directors	Position	Category	No. of Meeting held	No. of Meeting Attended
1	Mr. Sandeep Kumar Sharma	Chairman	Whole-Time Director	2	2
2	Mrs. Bindu Vashist Goel	Member	Non-Executive Director	2	2
3	Mrs. Ruchika Amrish Mehra Kothari	Member	Non – Executive Independent Director	2	1

The Company Secretary also acts as the Secretary to the Committee.

### Corporate Social Responsibility (CSR) Policy

The Company has formulated a CSR Policy in line with Schedule VII of the Act. The CSR Policy as approved by the Board is uploaded on the Company's website under the head 'Policies' at <https://www.dhampur.com/investor/other-disclosures>.

## RISK MANAGEMENT COMMITTEE

For FY under review, the Company was not mandatorily required to constitute the Risk Management Committee. The Company has voluntarily formed Risk Management Committee for the purpose of Risk Management by the Company in its Board Meeting held on May 30, 2022.

Details of Composition and attendance of members at the meetings of Risk Management Committee are as follows:

Sl. No.	Name of Directors	Position	Category	No. of Meeting held	No. of Meeting Attended
1	Mr. Ashwani Kumar Gupta	Chairman	Non – Executive Independent Director	1	1
2	Mr. Gautam Goel	Member	Managing Director	1	1
3	Mr. Vishal Saluja	Member	Non – Executive Independent Director	1	1
4	Mr. Sandeep Kumar Sharma	Member	Whole-time Director	1	1

During the FY under review, two Committee meetings were held on July 19, 2022 and October 17, 2022.

The Terms of Reference of the Corporate Social Responsibility Committee includes:

- I. To formulate and recommend to the Board, a Corporate Social Responsibility Policy which shall indicate the activities to be undertaken by the Company in areas or subject, specified in Schedule VII of the Act.
- II. To formulate and recommend to the Board, Annual Action Plan on CSR activities;
- III. To monitor the Corporate Social Responsibility Policy of the Company from time to time.

Further, on the basis of market capitalization as on March 31, 2023, the Company falls within top 1000 listed entities and hence the provisions of Regulation 21 of SEBI (Listing Obligations and Disclosure Requirements) Regulation 2015 are applicable on the Company w.e.f. April 1, 2023.

During the FY under review, a Committee meeting was held on October 20, 2022.

The terms of reference of Risk Management Committee includes:

- I. Formulation of a detailed risk management policy and its periodic review;
- II. Ensuring that appropriate methodology, processes and systems are in place to monitor and evaluate risks associated with the business of the Company;



The Company Secretary also acts as the Secretary to the Committee.

### Risk Management Policy

The Policy oversees, review and monitor the Risk Management process, including the critical risks, on regular basis. The Policy facilitates in identification of risks (internal and external) at appropriate time and ensures necessary steps to be taken to mitigate the risks.

The Risk Management Policy as approved by the Board is uploaded on the Company's website under the head 'Policies' at <https://www.dhampur.com/investor/other-disclosures>.

### MANAGEMENT COMMITTEE

The Board has also constituted a non-mandatory committee named "Management Committee" in its meeting held on May 04, 2022 in order to carry out routine functions of the Company as per the powers delegated by the Board of Directors. During the FY 2022-23, the Committee met eight times.

Composition of Management Committee is as follows:

Sl. No.	Name of Directors	Position	Category
1	Mr Ashwani Kumar Gupta	Chairman	Non-Executive Independent Director
2	Mr Gautam Goel	Member	Managing Director
3	Mr Sandeep Kumar Sharma	Member	Whole-Time Director
4	Mr Kishor Shah	Member	Non-Executive Independent Director
5	Mr Nalin Kumar Gupta	Member	Chief Financial Officer

### DISCLOSURES WITH RESPECT TO SHARES IN DEMAT SUSPENSE ACCOUNT/ UNCLAIMED SUSPENSE ACCOUNT

The Company do not have any unclaimed suspense account. However, pursuant to the Scheme of Arrangement, the Company has opened a Physical Share Suspense Account to keep the shares issued to those shareholders of the Dhampur Sugar Mills Limited holding shares in physical mode as on record date. Further, shares of those shareholders whose shares were not successfully credited to their demat account and got rejected, due to any reason i.e. BO closed/inactive/invalid demat account, were also transferred to said suspense account. The details are as follows:

Particulars	Number of shareholders	Number of equity shares
Aggregate number of shareholders and the outstanding shares in the suspense account lying as on April 1, 2022	Not Applicable	Not Applicable
Number of shareholders and the outstanding shares are transferred to suspense account during the reporting period	3713	250379
Number of shareholders who approached listed entity for transfer of shares and/or to whom shares were transferred from suspense account during the year	71	11649
Shareholders whose shares are transferred to the demat account of the IEPF Authority as per Section 124 of the Act	NIL	NIL
Aggregate number of shareholders and the outstanding shares in the suspense account lying as on March 31, 2023	3642	238730

Terms of Reference of the Committee includes the following:

- To borrow money/monies, from time to time, for the requirements of the Company from Banks / Financial Institutions.
- To enter into any agreements for subscription of Shares, Debentures/ Preference Shares by way of Private Placement,
- To authorize any person(s) on behalf of the Company to appear before any statutory authority/authorities and to take necessary action in that matter.
- To open and close bank account(s) of the Company and pass necessary resolutions with respect to their operations, modifications and operating authority and closure of the account(s),
- To make allotment, listing of securities, dematerialization, etc.
- To perform such other function in order to facilitate business affairs of the Company.



**Note:**

1. The voting rights on the shares lying in DBO Physical Share Suspense Account shall remain frozen till the rightful owners of such shares claim the shares.
2. These shares were transferred to DBO Physical Share Suspense Account pursuant to the Scheme of Arrangement.

**Disclosures and Affirmation**
**a. Compliance with Mandatory Requirements:**

The Company is in compliance with all requirements under SEBI (Listing Obligations and Disclosure Requirements) Regulations, 2015 as amended from time to time.

**b. Related Party Transactions:**

All transactions entered into with related parties during the financial year were in the ordinary course of business and on arm's length basis and do not attract the provisions of Section 188 of the Companies Act, 2013. There were no materially significant related party transactions during the year.

Related Party transactions have been disclosed in the notes to accounts forming part of financial statements. A statement detailing transactions with related parties in the ordinary course of business and on arm's length basis is placed before the Audit Committee periodically for its review.

The Related Party Transactions Policy as approved by the Board is uploaded on the Company's website under the head 'Policies' at <https://www.dhampur.com/investor/other-disclosures>.

None of the transactions of the Company with related parties was in conflict with the interest of the Company.

**c. Details of non-compliance by the Company, penalties, and strictures imposed on the Company by Stock Exchange or SEBI, or any statutory authority, on any matter related to capital markets, during the last three years:**

The Company got its shares listed on September 08, 2022 on both the recognized Stock Exchanges i.e. BSE Limited and National Stock Exchange of India Limited. The Company has complied with all the requirements specified under the Listing Regulations as well as other regulations and guidelines of SEBI. Consequently, there were no stricture or penalties imposed by either SEBI or Stock Exchange or any statutory authority.

**d. Vigil Mechanism/Whistle Blower Policy**

The Board of Directors of the Company at its meeting held on May 30, 2022 has formulated Vigil Mechanism/Whistle Blower Policy for Directors and Employees of the Company to report their genuine concerns or grievances relating to actual or suspended fraud, unethical behaviour, violation of Company's Code of Conduct which in any way would affect the interests of the Company.

The Vigil Mechanism/Whistle Blower Policy as approved by the Board is uploaded on the Company's website under the head 'Policies' at <https://www.dhampur.com/investor/other-disclosures>.

The Policy provides for adequate safeguards against victimisation of employees who avail of the mechanism and also provides for direct access to the Chairperson of the Audit Committee. It is affirmed that no personnel of the Company have been denied access to the Audit Committee.

**e. Disclosure of Accounting Treatment:**

The Company has followed the Accounting Standards referred to in Section 133 of Companies Act, 2013 and other applicable laws and regulations for the preparation of financial Statements. The significant accounting policies applied have been set out in the notes to the financial statements.

**f. Risk Management:**

The Company has laid down procedures for Risk Assessment and Minimization, and the same are periodically reviewed by the Board. The Company has adequate internal control systems to identify risk and ensuring their effective mitigation.

**g. Commodity price risk or foreign exchange and hedging activities:**

Sugar being a commodity, Sugar price risk is one of the important risks for the Company. Sugar segment, including renewable energy accounts for 81% of the total revenue of the Company.

Sale of sugar in India and export from India is regulated by the Government based on the sugar availability and demand of the country. The Government has declared Minimum Sale Price (MSP) at ₹31 per kg for sale of sugar in India acting as a support for sugar prices not going below MSP. Ethanol prices are fixed by the Central Government every year. Sale of power to the State Electricity Grid is under long term Power Purchase Agreement(s) with the State Electricity Board with price fixation every five years.



The commodity risk of the Company in sugar is mitigated by diversification into Renewable energy and Bio Fuels & Spirits segments.

During the year, the Company had managed the foreign exchange risk and hedged it to the extent considered necessary. The Company enters into forward contracts for hedging foreign exchange exposures against exports and imports. The details of financial risk management under the head financial instruments are disclosed in the Financial Statements for the FY 2022-23 and in the Management Discussions & Analysis forming part of the Annual Report.

**h. A certificate from Company Secretary in Practice that none of the Directors on the Board of the Company have been debarred or disqualified from being appointed or continuing as directors of Companies by SEBI/Ministry of Corporate Affairs or any such statutory Authority:**

A Certificate stating the above has been obtained from Mr. Saket Sharma, Partner, GSK & Associates, Company Secretaries, which is annexed herewith as part of this report.

**i. Code of Conduct:**

In terms of Regulation 17(5) of the Listing Regulation and contemporary practices of good Corporate Governance, the Board has formulated a Code of Conduct for all Board Members and Senior Management of the Company. The Code contains the guiding principles for Directors and Senior Management to help in conducting business with honesty and integrity and the same has been posted on the Company's website under the head 'Code of Conduct' at <https://www.dhampur.com/investor/other-disclosures>. All members of the Board and senior management personnel have affirmed compliance with the Code of Conduct for Board and senior management for the FY 2022-23. A declaration to this effect duly signed by the Managing Director of the Company is annexed to this Report.

**j. Compliance with Secretarial Standards:**

The Company complies with all the applicable mandatory Secretarial Standards issued by the Institute of Company Secretaries of India.

**k. Details of utilization of funds raised through preferential allotment or qualified institutions placement as specified under Regulation 32 (7A):**

During the year the Company has not raised the funds through preferential allotment or qualified institutional placement.

**l. Disclosure under the Sexual Harassment of Women at Workplace (Prevention, Prohibition and Redressal) Act, 2013:**

During the year under review, no complaint/ case was filed or was pending for redressal pursuant to Sexual Harassment of Women at Workplace (Prevention, Prohibition and Redressal) Act, 2013

**m. Credit Rating:**

CARE Ratings, a Credit Rating Agency has assigned the credit rating of "CARE A+; Stable (Single A plus; Outlook: Stable)" for long term Credit Facilities from Banks and Fixed Deposits of the Company respectively.

**n. Fees payable to Statutory Auditors:**

Total fees paid to the Statutory Auditors and entities in their network firm for all services received by the Company during the FY 2022-23 is ₹0.44 crore.

**o. Where the Board had not accepted any recommendation of any committee of the Board which is mandatorily required in the relevant Financial Year: Not Applicable.**

**p. Subsidiary:**

The Company does not have any material subsidiary as defined under Regulation 24 of SEBI (Listing Obligations and Disclosure Requirements) Regulations, 2015. However, Policy for Determining Material subsidiaries has been formulated and uploaded on the website of the Company under the head 'Policies' at <https://www.dhampur.com/investor/other-disclosures>.

**q. Disclosure of Loans and Advances**

The Company has not provided any loans and advances in the nature of loans to firms/companies in which any director is interested.

**r. The Disclosures of the compliance with Corporate Governance requirements specified in Regulation 17 to 27 and Regulation 46(2) of Listing Regulations:**

The Company has complied with all the mandatory corporate governance requirements under the Listing Regulations. The Company confirms compliance with corporate governance requirements specified in Regulation 17 to 27 and Sub Regulation (2) of Regulation 46 of the Listing Regulations.

**s. Non- Mandatory Discretionary Requirements:**

The status of adoption of non-mandatory requirements as specified in Regulation 27(1) read with Part E of Schedule II to the Listing Regulations is given below:

- I. The Board: The Company does not bear any expenses of Non-Executive Chairman's Office. Since the Company has an Executive Chairman.
- II. Shareholders Rights: The quarterly/half-yearly results are published in the newspapers and hosted on the Company's website www.dhampur.com and are filed to the Stock Exchanges electronically through NEAPS portal on NSE and BSE listing Centre with BSE. The same are not sent to shareholders individually.
- III. Modified opinion(s) in audit report : Audit Reports on the Financial Statements of the Company do not contain any modified opinion.
- IV. Separate posts of Chairman and Managing Director/ CEO: The Company has different persons for the post of Chairman and Managing Director. The Company do not have any CEO.
- V. Reporting of Internal Auditors: The Internal Auditors of the Company report directly to the Audit Committee.

### SHARE TRANSFER SYSTEM

The shares of the Company are compulsorily traded in dematerialised form. The dematerialised shares are directly transferred by the depositories to the beneficiaries.

### COMPLIANCE OFFICER

Mrs. Ashu Rawat, Company Secretary, is the Compliance Officer of the Company appointed on May 30, 2022.

The Company has made a separate e-mail id i.e. investors@dhampur.com for the benefit of investors, which is also displayed at the website of the Company.

## SHAREHOLDER'S INFORMATION:

### General Meetings:

#### Details of last Annual General Meetings are as follows:

AGM	Financial Year	Location	Date and Time	Details of Special Resolution Passed
1 <sup>st</sup>	2020-21	Registered Office	June 28, 2021, 2:00 P.M.	No Special Resolution was passed at the Annual General Meeting.
2 <sup>nd</sup>	2021-22	Through Video Conferencing /other Audio Visual Means	September 26, 2022 4:00 P.M.	Appointment of Mr. Vijay Kumar Goel (DIN: 00075317) as Chairman and Executive Director of the Company and to approve his remuneration. Appointment of Mr. Gautam Goel (DIN: 00076326) as Managing Director of the Company and to approve his remuneration.

Whether any Special Resolution was passed last year through Postal Ballot: - No.

Whether any Special Resolution is proposed through postal ballot: - No.

#### Annual General Meeting for the Financial Year 2022-23

Day and Date of 3 <sup>rd</sup> AGM	Friday and June 30, 2023
Time	4:00 P.M.
Mode	Through Video Conferencing / Other Audio Visual Means
Financial Year	April 01, 2022 to March 31, 2023.

#### Tentative Financial calendar for the financial year ending March 31, 2024

Date of Tentative Date of Board Meeting is as follows:

S. No.	Quarter Ended	Tentative Date
1	June 30, 2023	On or before August 14, 2023
2	September 30, 2023	On or before November 14, 2023
3	December 31, 2023	On or before February 14, 2024
4	March 31, 2024	On or before May 30, 2024

**Record Date**

The Company has fixed Friday, June 23, 2023 as "Record date" to determine the entitlement of the shareholders to receive dividend for the year 2022-23.

**Dividend Payment Dates**

As per the notice convening the 3<sup>rd</sup> Annual General Meeting, the Dividend, if declared, will be paid within 30 days from the date of the Annual General Meeting.

**Details of Listing**

BSE Limited PJ Towers, Dalal Street Fort, Mumbai - 400 001	National Stock Exchange of India Ltd. Exchange Plaza, 5 <sup>th</sup> Floor, Plot No. C/1, G Block, Bandra – Kurla Complex, Bandra (E), Mumbai - 400 051.
Scrip Code : 543593	Symbol : DBOL

1. The Company got its shares listed on both the above stock exchanges w.e.f. September 08, 2022.
2. The Company paid the listing fees for the year 2023-24.

**Depositories**

National Securities Depository Limited	Central Depository Services (India) Limited
--	---

ISIN : INE013401014

**Stock Exchange Data**

Post listing of shares on Stock exchanges w.e.f. September 8, 2022, the monthly high/ low of the market price of the Company's Equity Shares traded on the Stock Exchanges during FY 2022-23 is given hereunder:

Months	SHARE PRICE MOVEMENT			
	NSE		BSE	
	High (₹)	Low (₹)	High (₹)	Low (₹)
Sep-22	184.85	140.50	181.95	141.60
Oct-22	174.50	140.80	175.00	141.50
Nov-22	208.00	160.00	210.00	160.00
Dec-22	229.00	181.00	229.00	181.00
Jan-23	209.70	153.60	209.55	153.45
Feb-23	168.20	147.00	167.95	146.75
Mar-23	163.80	116.10	163.30	115.20



**Share Holding Pattern as on March 31, 2023**

S.No.	Category	Holding	%age
<b>A</b>	<b>PROMOTER AND PROMOTER GROUP</b>	<b>33336571</b>	<b>50.22%</b>
<b>B</b>	<b>PUBLIC SHAREHOLDING</b>		
1	Mutual Funds	141	0.00%
2	AIF/ Banks and Insurance Companies	312129	0.47%
3	Central Government / State Government(s)	6	0.00%
4	Foreign Portfolio Investors	3542815	5.33%
5	Investor Education and Protection Fund	217795	0.33%
6	Individuals / HUF	25748953	38.78%
7	Other Directors and KMPs	1781	0.00%
8	NRIs	349438	0.53%
9	Body Corporate(s)	2592749	3.91%
10	Physical Suspense Account	238730	0.36%
11	Others	46482	0.07%
	<b>TOTAL PUBLIC SHAREHOLDING</b>	<b>33051019</b>	<b>49.78%</b>
	<b>TOTAL SHAREHOLDING (A+B)</b>	<b>66387590</b>	<b>100.00%</b>

**Distribution of Shareholding as on March 31, 2023**

Shareholding Range (No. of Shares)	No. of Holders	% of total Holders	No. of shares held	% of total Shares
1 to 100	41160	73.92%	1347565	2.03%
101 to 500	10299	18.50%	2545148	3.83%
501 to 1000	1911	3.43%	1519597	2.29%
1001 to 5000	1786	3.21%	3936841	5.93%
5001 to 10000	258	0.46%	1877551	2.83%
10001 to 20000	112	0.20%	1597477	2.41%
20001 to 30000	37	0.07%	917153	1.38%
30001 to 40000	25	0.04%	855628	1.29%
40001 to 50000	19	0.03%	854984	1.29%
50001 to 100000	31	0.06%	2255930	3.40%
100001 to 500000	33	0.06%	6293882	9.48%
500000 and above	9	0.02%	42385834	63.84%
<b>Total</b>	<b>55680</b>	<b>100%</b>	<b>66387590</b>	<b>100%</b>

**Means of Communication**

- I. The Company's Quarterly Financial Results as prescribed by the Stock Exchanges pursuant to Regulation 33 of SEBI (Listing Obligations and Disclosure Requirements) Regulations, 2015 are approved and taken on record by the Board of Directors and submitted to the Stock Exchanges.
- II. The results are normally published in Business Standard in English and Hindi.
- III. In compliance with Regulation 46 of the Listing Regulations, a separate dedicated section under the head Investors on the Company's website gives information on various announcements made by the Company, credit rating, Annual Report, Quarterly/Half yearly/ Nine-months and Annual financial results along with the applicable policies of the Company. The presentations made to the institutional investors and analysts are also available on the Company's website at [www.dhampur.com](http://www.dhampur.com). Quarterly Compliance Reports on Corporate Governance and other relevant information of interest to the Investors are also placed under the Investors Section on the Company's website.
- IV. The quarterly results, shareholding patterns, periodical compliances and all other corporate communications to the Stock Exchanges viz. National Stock Exchange of India Limited and BSE Limited are filed electronically to them through NEAPS Portal on NSE and BSE Listing Centre with BSE.
- V. The Management Discussion and Analysis forms part of the Annual Report.



## ADDRESS FOR INVESTORS CORRESPONDENCE:

### Correspondence with Company

Mrs. Ashu Rawat  
Company Secretary  
Dhampur Bio Organics Limited,  
Second Floor, 201 Okhla Industrial Estate, Phase – III,  
New Delhi 110 020  
Ph.: 011-6905 5200,  
E-mail: investors@dhampur.com

### Correspondence with Registrar and Share Transfer Agents

M/s Alankit Assignments Limited, Alankit House,  
205-208 Anarkali Complex, Jhandewalan Extension,  
New Delhi 110 055  
Ph.: 011 – 42541234, 23541234, Fax: 011- 42541201

## PLANT LOCATIONS:

S No.	Unit Location	Division
1	Asmoli, Dist. Sambhal (U.P.)	Sugar, Renewable Energy and Bio Fuels & Spirits
2	Mansurpur, Dist. Muzaffarnagar (U.P.)	Sugar and Renewable Energy
3	Meerganj, Dist. Bareilly (U.P.)	Sugar and Renewable Energy

**For and on behalf of the Board of Directors**

**Vijay Kumar Goel**

Chairman

DIN: 00075317

Place: New Delhi

Date: April 25, 2023

## DECLARATION REGARDING COMPLIANCE WITH CODE OF CONDUCT

Pursuant to Regulation 26 (3) of SEBI (Listing Obligations and Disclosure Requirements) Regulations, 2015, all the Board Members and Senior Management Personnel have affirmed their compliance with the Code of Conduct of the Company for the financial year ended March 31, 2023.

**For Dhampur Bio Organics Limited**

**Gautam Goel**  
Managing Director

## CERTIFICATION BY MANAGING DIRECTOR AND CHIEF FINANCIAL OFFICER

We undersigned, in our respective capacities as Managing Director and Chief Financial Officer of Dhampur Bio Organics Limited, to the best of our knowledge and belief, certify that;

- a. We have reviewed the Financial Statements, Cash Flow Statement and the Directors' Report for the period from April 01, 2022 to March 31, 2023 and based upon our knowledge and information certify that:-
  - i. These statements do not contain any materially untrue statement or omit any material fact or contain the statement that might be misleading,
  - ii. These statements together present a true and fair view of the Company's affairs and are in compliance with existing accounting standards and other applicable laws and regulations.
- b. There are, to best of our knowledge and belief, no transactions entered into by the Company during the year, which are fraudulent, illegal or violative of the Company's Code of Conduct.
- c. We accept the responsibility for establishing and maintaining internal control for financial reporting and we have evaluated the effectiveness of internal control systems of the Company pertaining to financial reporting. We have disclosed to the Auditors and the Audit Committee, deficiencies in the design or operation of such internal controls, if any, of which we are aware and the steps we have taken or to take to rectify these deficiencies.
- d. We have indicated to Auditors and the Audit Committee of the Board that there have been:
  - i. no significant changes in internal control over the financial reporting during the period,
  - ii. no significant changes in accounting policies during the year and same have been disclosed in the notes to the Financial Statements.
  - iii. no instances of significant fraud of which we have become aware and the involvement therein, if any, of the management or an employee having a significant role in the Company's internal control system.

**For Dhampur Bio Organics Limited**

**Gautam Goel**  
Managing Director

Place : New Delhi  
Date : April 25, 2023

**For Dhampur Bio Organics Limited**

**Nalin Kumar Gupta**  
Chief Financial Officer



## CERTIFICATE ON CORPORATE GOVERNANCE

To,  
The Members  
**Dhampur Bio Organics Limited**  
Sugar Mill Compound, Village Asmoli  
Sambhal, Moradabad  
Uttar Pradesh-244304

1. We have examined the compliance of conditions of Corporate Governance by Dhampur Bio Organics Limited ('the Company'), for the year ended 31<sup>st</sup> March, 2023, as stipulated in Securities and Exchange Board of India (Listing Obligations and Disclosure Requirements) Regulations, 2015 ('the Listing Regulations').

### MANAGEMENT'S RESPONSIBILITY

2. The compliance of conditions of Corporate Governance is the responsibility of the Management. This responsibility includes the designing, implementing and maintaining operating effectiveness of internal control to ensure compliance with the conditions of Corporate Governance as stipulated in the Listing Regulations.

### AUDITOR'S RESPONSIBILITY

3. Pursuant to the requirements of the Listing Regulations, our responsibility is to express a reasonable assurance in the form of an opinion as to whether the company has complied with the conditions of corporate governance as stated in paragraph 2 above. Our responsibility is limited to examining the procedures and implementation thereof, adopted by the company for ensuring the compliance with the conditions of Corporate Governance. It is neither an audit nor an expression of opinion on the financial statements of the company.
4. We have examined the books of account and other relevant records and documents maintained by the Company for the purpose of providing reasonable assurance on the compliance with Corporate Governance requirements by the Company.

### OPINION

5. Based on the procedures performed by us and to the best of our information and according to the explanations provided to us, in our opinion, the Company has complied, in all material respects, with the conditions of corporate governance as stipulated in the Listing Regulations during the year ended 31<sup>st</sup> March, 2023.

We state that such compliance is neither an assurance as to the future viability of the Company nor the efficiency or effectiveness with which the management has conducted the affairs of the company.

### RESTRICTIONS ON USE

6. This certificate is issued solely for the purpose of complying with the aforesaid regulations and may not be suitable for any other purpose.

### For GSK & Associates

Company Secretaries  
FRN: P2014UP036000

### Saket Sharma

(Partner)  
C.P. No: 2565  
M. No: F4229  
PR. No: 2072/2022  
UDIN: F004229E000190151

Date: April 25, 2023  
Place: Kanpur



## CERTIFICATE OF NON-DISQUALIFICATION OF DIRECTORS

(pursuant to Regulation 34(3) and Schedule V Para C clause (10)(i) of the SEBI  
(Listing Obligations and Disclosure Requirements), Regulations, 2015)

To,  
The Members  
**Dhampur Bio Organics Limited**  
Sugar Mill Compound, Village Asmoli  
Sambhal, Moradabad  
Uttar Pradesh-244304

We have examined the relevant registers, records, forms, returns and disclosures received from the Directors of **Dhampur Bio Organics Limited** having **CIN: L15100UP2020PLC136939** and having registered office at **Sugar Mill Compound, Village Asmoli, Sambhal, Moradabad, Uttar Pradesh-244304** (hereinafter referred to as 'the company'), produced before us by the Company for the purpose of issuing this Certificate, in accordance with Regulation 34(3) read with Schedule V Para-C Sub clause 10(i) of the Securities Exchange Board of India (Listing Obligations and Disclosure Requirements), Regulations, 2015.

In our opinion and to the best of my/our information and according to the verifications (including Directors Identification Number (DIN) status at the portal [www.mca.gov.in](http://www.mca.gov.in)) as considered necessary and explanations furnished to us by the Company & its officers, we, hereby certify that none of the Directors on the Board of the Company as stated below for the Financial Year ending on 31<sup>st</sup> March, 2023 have been debarred or disqualified from being appointed or continuing as Directors of companies by the Securities and Exchange Board of India, Ministry of Corporate Affairs, or any such other Statutory Authority.

Sr. No.	Name of Director	DIN	Designation	Date of Appointment in Company
1	Vijay Kumar Goel	00075317	Chairman (Executive Director)	08/04/2021
2	Ashwani Kumar Gupta	00108678	Vice Chairman (Independent Director)	19/04/2022
3	Gautam Goel	00076326	Managing Director	24/04/2021
4	Sandeep Kumar Sharma	06906510	Whole Time Director	19/04/2022
5	Bindu Vashist Goel	09591778	Director	04/05/2022
6	Ruchika Amrish Mehra Kothari	09151323	Independent Woman Director	19/04/2022
7	Samir Thukral	00203124	Independent Director	19/04/2022
8	Vishal Saluja	07145715	Independent Director	19/04/2022
9	Kishor Shah	00193288	Independent Director	19/04/2022

Ensuring the eligibility of for the appointment/ continuity of every Director on the Board is the responsibility of the management of the Company. Our responsibility is to express an opinion on these based on our verification. This certificate is neither an assurance as to the future viability of the Company nor of the efficiency or effectiveness with which management has conducted the affairs of the Company.

### For GSK & Associates

Company Secretaries  
FRN: P2014UP036000

### Saket Sharma

(Partner)  
C.P. No: 2565  
M. No: F4229  
PR No.: 2072/2022  
UDIN: F004229E000189909

Date: April 25, 2023

Place: Kanpur



# Independent Auditor's Report

To  
**The Members of  
Dhampur Bio Organics Limited  
Asmoli, Sambhal - U.P.**

## REPORT ON THE AUDIT OF THE STANDALONE FINANCIAL STATEMENTS

### OPINION

We have audited the accompanying standalone financial statements of **Dhampur Bio Organics Limited** ("the Company"), which comprise the Standalone Balance Sheet as at March 31, 2023, the Standalone Statement of Profit and Loss (including Other Comprehensive Income), the Standalone Statement of Changes in Equity and the Standalone Statement of Cash Flows for the year ended on that date and a summary of significant accounting policies and other explanatory information including notes to the standalone financial statements (hereinafter referred to as "the standalone financial statements").

In our opinion and to the best of our information and according to the explanations given to us, the aforesaid standalone financial statements give the information required by the Companies Act, 2013, as amended ("the Act") in the manner so required and give a true and fair view in conformity with the Indian Accounting Standards prescribed under section 133 of the Act read with the Companies (Indian Accounting Standards) Rules, 2015, as amended, thereof ("Ind AS") and other accounting principles generally accepted in India, of the state of affairs of the Company as at March 31, 2023 and its profit, total comprehensive income, changes in equity and its cash flows for the year ended on that date.

### BASIS FOR OPINION

We conducted our audit of the standalone financial statements in accordance with the Standards on Auditing specified under section 143(10) of the Act (SAs). Our responsibilities under those Standards are further described in the Auditor's Responsibilities for the Audit of the standalone financial statements section of our report. We are independent of the Company in accordance with the Code of Ethics issued by the Institute of Chartered Accountants of India (ICAI) together with the ethical requirements that are relevant to our audit of the standalone financial statements under the provisions of the Act and the Rules made thereunder, and we have fulfilled our other ethical responsibilities in accordance with these requirements and the ICAI's Code of Ethics.

We believe that the audit evidence obtained by us is sufficient and appropriate to provide a basis for our audit opinion on the standalone financial statements.

### KEY AUDIT MATTERS

Key audit matters are those matters that, in our professional judgement were of most significance in our audit of the standalone financial statements of the current period. These matters were addressed in the context of our audit of the standalone financial statements as a whole, and in forming our opinion thereon, and we do not provide a separate opinion on these matters. We have determined the matters described below to be the key audit matters to be communicated in our report.

Key Audit Matters	Auditor's Response
<p><b>Determination of Cost of Production (COP) and Net Realizable Value (NRV) of Finished Goods and By-Products for valuation of inventory:</b></p> <p>As on March 31, 2023, the Company has inventory of finished goods, by-products and work in progress with a carrying value of ₹ 793.81 Crore. The inventory of finished goods viz. Sugar and ethanol is valued at the lower of COP and NRV whereas the inventory of by-products viz. molasses and bagasse is valued at NRV/Derived NRV. We considered the value of the inventory of finished goods and by-products as a key audit matter given the relative value of inventory in the standalone financial statements and significant judgement involved in determination of COP and also the consideration of factors such as minimum sale price, monthly quota, and fluctuation in domestic and international selling prices in determination of NRV/ derived NRV.</p>	<p><b>Principal Audit Procedures</b></p> <p>We understood and tested the design and operating effectiveness of controls as established by the management in determination of COP and NRV/Derived NRV. We reviewed the cost records maintained by the management and examined the documents maintained by the management for computing the COP and NRV/ Derived NRV with reference to the principles prescribed under Ind AS-2 on "Inventories". We considered various factors including the prevailing unit specific domestic selling price of the products at year end and subsequent to the year end, yield of ethanol from "B" Heavy Molasses, prevailing selling price of "C" Heavy Molasses,</p>

Key Audit Matters	Auditor's Response
	<p>contracted selling price of the products in respect of contracted sales (including exports contracts), Molasses Policy of State Government for determination of levy obligation of molasses as prevailing as on the date of our audit and initiatives taken by the Government with respect to sugar industry as a whole, for determination of NRV/ Derived NRV of the products.</p> <p>Based on the above procedures performed, the management's determination of COP and NRV/ derived NRV of finished goods and by-products as at year-end and the comparison of COP with NRV for the valuation of inventory is considered to be reasonable.</p>

### INFORMATION OTHER THAN THE STANDALONE FINANCIAL STATEMENTS AND AUDITOR'S REPORT THEREON

The Company's Board of Directors is responsible for the other information. The other information comprises the information included in the Management Discussion and Analysis and Directors' Report including Annexures to Directors' Report and Corporate Governance and Shareholder's information, but does not include the standalone financial statements and our auditor's report thereon.

Our opinion on the standalone financial statements does not cover the other information and we do not express any form of assurance conclusion thereon.

In connection with our audit of the standalone financial statements, our responsibility is to read the other information and, in doing so, consider whether the other information is materially inconsistent with the standalone financial statements or our knowledge obtained during the course of our audit or otherwise appears to be materially misstated.

If, based on the work we have performed, we conclude that there is a material misstatement of this other information, we are required to report that fact. We have nothing to report in this regard.

### RESPONSIBILITIES OF MANAGEMENT AND THOSE CHARGED WITH GOVERNANCE FOR THE STANDALONE FINANCIAL STATEMENTS

The Company's Board of Directors is responsible for the matters stated in section 134(5) of the Act with respect to the preparation of these standalone financial statements that give a true and fair view of the financial position, financial performance including other comprehensive income, changes in equity and cash flows of the Company in accordance with accounting principles generally accepted in India, including the

Indian Accounting Standards (Ind AS) specified under Section 133 of the Act, read with the Companies (Indian Accounting Standards) Rules, 2015, as amended, thereof.

This responsibility also includes maintenance of adequate accounting records in accordance with the provisions of the Act for safeguarding the assets of the Company and for preventing and detecting frauds and other irregularities; selection and application of appropriate accounting policies; making judgements and estimates that are reasonable and prudent; design, implementation and maintenance of adequate internal financial controls, that were operating effectively for ensuring the accuracy and completeness of the accounting records, relevant to the preparation and presentation of the standalone financial statements that give a true and fair view and are free from material misstatement, whether due to fraud or error.

In preparing the standalone financial statements, management is responsible for assessing the Company's ability to continue as a going concern, disclosing, as applicable, matters related to going concern and using the going concern basis of accounting unless management either intends to liquidate the Company or to cease operations, or has no realistic alternative but to do so. The Board of Directors is responsible for overseeing the Company's financial reporting process.

### AUDITOR'S RESPONSIBILITIES FOR THE AUDIT OF THE STANDALONE FINANCIAL STATEMENTS

Our objectives are to obtain reasonable assurance about whether the standalone financial statements as a whole are free from material misstatement, whether due to fraud or error, and to issue an auditor's report that includes our opinion. Reasonable assurance is a high level of assurance, but is not a guarantee that an audit conducted in accordance with SAs will always detect a material misstatement when it exists. Misstatements can arise from fraud or error and are



considered material if, individually or in the aggregate, they could reasonably be expected to influence the economic decisions of users taken on the basis of these standalone financial statements.

As part of an audit in accordance with SAs, we exercise professional judgement and maintain professional scepticism throughout the audit. We also:

- Identify and assess the risks of material misstatement of the standalone financial statements, whether due to fraud or error, design and perform audit procedures responsive to those risks, and obtain audit evidence that is sufficient and appropriate to provide a basis for our opinion. The risk of not detecting a material misstatement resulting from fraud is higher than for one resulting from error, as fraud may involve collusion, forgery, intentional omissions, misrepresentations, or the override of internal control.
- Obtain an understanding of internal financial control relevant to the audit in order to design audit procedures that are appropriate in the circumstances. Under section 143(3)(i) of the Act, we are also responsible for expressing our opinion on whether the Company has adequate internal financial controls system in place and the operating effectiveness of such controls.
- Evaluate the appropriateness of accounting policies used and the reasonableness of accounting estimates and related disclosures made by the management.
- Conclude on the appropriateness of management's use of the going concern basis of accounting and, based on the audit evidence obtained, whether a material uncertainty exists related to events or conditions that may cast significant doubt on the Company's ability to continue as a going concern. If we conclude that a material uncertainty exists, we are required to draw attention in our auditor's report to the related disclosures in the standalone financial statements or, if such disclosures are inadequate, to modify our opinion. Our conclusions are based on the audit evidence obtained up to the date of our auditor's report. However, future events or conditions may cause the Company to cease to continue as a going concern.
- Evaluate the overall presentation, structure and content of the standalone financial statements, including the disclosures, and whether the standalone financial statements represent the underlying transactions and events in a manner that achieves fair presentation.

Materiality is the magnitude of misstatements in the standalone financial statements that, individually or in aggregate, makes it probable that the economic decisions of a reasonably knowledgeable user of the standalone financial statements may be influenced. We consider quantitative materiality and qualitative factors in (i) planning the scope of our audit work and in evaluating the results of our work; and (ii) to evaluate the effect of any identified misstatements in the standalone financial statements.

We communicate with those charged with governance regarding, among other matters, the planned scope and timing of the audit and significant audit findings, including any significant deficiencies in internal control that we identify during our audit.

We also provide those charged with governance with a statement that we have complied with relevant ethical requirements regarding independence, and to communicate with them all relationships and other matters that may reasonably be thought to bear on our independence, and where applicable, related safeguards.

From the matters communicated with those charged with governance, we determine those matters that were of most significance in the audit of the standalone financial statements of the current period and are therefore the key audit matters. We describe these matters in our auditor's report unless law or regulation precludes public disclosure about the matter or when, in extremely rare circumstances, we determine that a matter should not be communicated in our report because the adverse consequences of doing so would reasonably be expected to outweigh the public interest benefits of such communication.

## REPORT ON OTHER LEGAL AND REGULATORY REQUIREMENTS

1. As required by the Companies (Auditor's Report) Order, 2020 ("the Order") issued by the Central Government of India in terms of Section 143(11) of the Act, we give in "Annexure A" a statement on the matters specified in paragraphs 3 and 4 of the Order.
2. As required by Section 143(3) of the Act, based on our audit we report that:
  - a) We have sought and obtained all the information and explanations which to the best of our knowledge and belief were necessary for the purposes of our audit of the aforesaid standalone financial statements;
  - b) In our opinion, proper books of account as required by law have been kept by the Company so far as it appears from our examination of those books;



- c) The balance sheet, the statement of profit and loss including other comprehensive income, statement of cash flow and the statement of changes in equity dealt with by this Report are in agreement with the relevant books of account;
- d) In our opinion, the aforesaid standalone financial statements comply with the Ind AS specified under Section 133 of the Act, read with Companies (Indian Accounting Standards) relevant Rules, 2015, as amended, thereof;
- e) On the basis of the written representations received from the directors as on March 31, 2023 and taken on record by the Board of Directors, none of the directors is disqualified as on March 31, 2023 from being appointed as a director in terms of Section 164 (2) of the Act;
- f) With respect to the adequacy of the internal financial controls with reference to standalone financial statements of the Company and the operating effectiveness of such controls, refer to our separate Report in "Annexure B". Our report expresses an unmodified opinion on the adequacy and operating effectiveness of the Company's internal financial controls with reference to standalone financial statements.
- g) With respect to the other matters to be included in the Auditor's Report in accordance with the requirements of section 197(16) of the Act, as amended: we report that in our opinion and to the best of our information and according to the explanations given to us, the remuneration paid by the Company to its directors during the year is in accordance with the provisions of section 197 of the Act; and
- h) With respect to the other matters to be included in the Auditor's Report in accordance with Rule 11 of the Companies (Audit and Auditors) Rules, 2014, as amended, in our opinion and to the best of our information and according to the explanations given to us:
  - i. The Company has disclosed the impact of pending litigation as at March 31, 2023 on its financial position in its standalone financial statements – Refer Note 41 to the standalone financial statements;
  - ii. The Company did not have any long term contracts, including derivatives contracts, for which there were any material foreseeable losses as at March 31, 2023;
- iii. There has been no delay in transferring amounts required to be transferred to the Investor Education and Protection Fund by the Company during the year ended March 31, 2023.
- iv. (a) The Management has represented to us that, to the best of its knowledge and belief, other than as disclosed in the notes to the accounts, no funds (which are material either individually or in aggregate) have been advanced or loaned or invested (either from borrowed funds or share premium or any other sources or kind of funds) by the company to or in any other persons or entities, including foreign entities ("Intermediaries"), with the understanding, whether recorded in writing or otherwise, that the Intermediary shall, whether, directly or indirectly lend or invest in other persons or entities identified in any manner whatsoever by or on behalf of the company ("Ultimate Beneficiaries") or provide any guarantee, security or the like on behalf of the Ultimate Beneficiaries;
- (b) The Management has represented to us that, to the best of its knowledge and belief, other than as disclosed in the notes to the accounts, no funds (which are material either individually or in aggregate) have been received by the company from any person(s) or entities, including foreign entities ("Funding Parties"), with the understanding, whether recorded in writing or otherwise, that the company shall, whether, directly or indirectly, lend or invest in other persons or entities identified in any manner whatsoever by or on behalf of the Funding Party ("Ultimate Beneficiaries") or provide any guarantee, security or the like on behalf of the Ultimate Beneficiaries;
- (c) Based on our audit procedure conducted that have been considered reasonable and appropriate in the circumstances, nothing has come to our attention that has caused us to believe that the representation under sub- clause (i) and (ii) of Rule 11 (e) as provided under paragraph (2) (h) (iv) (a) & (b) above, contain any material misstatement.



- v. In our opinion and as per information and explanation given to us, the final dividend of ₹ 3.50 per shares proposed by the Board of Directors in its meeting held on April 25, 2023 for the year is in accordance with Section 123 of the Act.
- vi. Proviso to Rule 3(1) of the Companies (Accounts) Rules, 2014 for maintaining books of account using accounting software which has a feature of recording audit trail (edit log) facility is applicable to the company with effect from April 1, 2023 and accordingly, reporting

under Rule 11(g) of Companies (Audit and Auditors) Rules, 2014 is not applicable for Financial Year ended March 31, 2023.

**For Mittal Gupta & CO.**

Chartered Accountants  
Firm's Registration No. 001874C

**Bihari Lal Gupta**

Partner

Membership No. 073794

UDIN: 23073794BGWGZS1661

Place: New Delhi  
Date: April 25, 2023

## ANNEXURE A TO THE INDEPENDENT AUDITOR'S REPORT TO THE MEMBERS OF DHAMPUR BIO ORGANICS LIMITED ON ITS STANDALONE FINANCIAL STATEMENTS DATED APRIL 25, 2023.

**Report on the matters specified in paragraph 3 of the Companies (Auditor's Report) Order, 2020 ("the Order") issued by the Central Government of India in terms of section 143(11) of the Companies Act, 2013 ("the Act") as referred to in paragraph 1 of 'Report on Other Legal and Regulatory Requirements' section.**

**To the best of our information and according to the explanations provided to us by the Company and the books of account and records examined by us in the normal course of audit, we state that:**

- i. (a) (A) The Company has maintained proper records showing full particulars including quantitative details and situation of property, plant and equipment and relevant details of right-of use assets.
    - (B) The Company has maintained proper records showing full particulars of intangible assets.
  - (b) The property, plant and equipment and right-of use assets have been physically verified by the management according to the programme of periodical verification in phased manner which, in our opinion, is reasonable having regard to the size of the company and the nature of its property, plant and equipment. The discrepancies, if any, noticed on such physical verification have been properly dealt with in the books of accounts.
  - (c) According to the information and explanation given to us and on the basis of our examination of the records of the Company, the title deed of immovable properties (other than properties where the company is the lessee and the lease agreements are duly executed in favour of the lessee/demerged company), are held in the name of the company. However, as stated in note no. 4.1, the mutation of certain properties is yet to be registered in the name of the company in the records of local authorities.
  - (d) The Company has not revalued its property, plant and equipment (including right-of use assets) and intangible assets during the year.
  - (e) There are no proceedings initiated or are pending against the Company as at March 31, 2023 for holding any benami property under the Prohibition of Benami Property Transactions Act, 1988 (as amended in 2016) and rules made thereunder.
- ii. (a) In our opinion and according to the information and explanations given to us, the procedures of physical verification of inventories followed by the management are reasonable and adequate in relation to the size of the Company and the nature of its business. The discrepancies noticed on verification between the physical stocks and the book records in each class of inventory is less than 10% and have been properly dealt with in the books of accounts.
    - (b) As disclosed in note 51 to the standalone financial statements, the Company has been sanctioned working capital limits in excess of Rupees five Crore in aggregate from banks during the year on the basis of primary security of current assets of the Company but utilization of sanctioned limits has been allowed by the lenders based drawing power calculated on the basis of value of stocks reported in the weekly stock statements. The management represented us that the value of stock as stated in the stock statements and as recorded in the books at quarter end will always differ on account of differential valuation methods of inventories which have been explained in details in the said note. It is further represented by the management that the value of receivables and creditors is reported in the stock statement based on provisional data, pending finalization of quarterly/yearly accounts and there might be differences in the provisional and final figures. Due to aforesaid reasons, there are differences in the amounts reported in the stock statements and books of accounts which are reported in the aforesaid note by the management. We have verified the quantity of inventories as reported in the said stock statements and also verified the value of spares and stores, debtors, creditors etc. As reported in the said stock statement as at the end of each quarter with the books of accounts and records maintained by the company and report that there are no material differences.
  - iii. According to the information and explanations given to us, the Company has not made any investment in or provided any security or guarantee, or granted any loans or advances in the nature of loans, secured or unsecured, to companies, firms and limited liability partnership or any other parties during the year, except for investment of ₹ 16.66 Crore in the equity shares of wholly owned foreign subsidiary viz. Dhampur International PTE Ltd., which in our opinion is not prejudicial to the company's interest. Accordingly, reporting under clause 3 (iii) (a), (c) to (f) of the Order are not applicable to the company.



- iv. In our opinion and according to the information and explanations given to us, the Company has complied with provisions of Sections 185 and 186 of the Act in respect of Loans granted, Investments made and guarantees and securities provided, as applicable.
- v. According to the information and explanations given to us, the Company has not accepted any deposits or amounts which are deemed to be deposits within the meaning of provisions of sections 73 to 76 or any other relevant provisions of the Act and the Rules framed there under. Accordingly, reporting under clause 3 (v) of the Order is not applicable to the Company.
- vi. We have broadly reviewed the books of account relating to materials, labour and other items of cost maintained by the Company as specified by the Central Government of India under section 148(1) of the Act and are of the opinion that prima facie, the prescribed accounts and records have been made and maintained. We have not, however, made a detailed examination of the records with a view to determine whether they are accurate and complete.
- vii. (a) According to the records of the Company examined by us and as per the information and explanations given to us, in our opinion the Company has generally been regular in depositing its undisputed statutory dues including provident fund, income-tax, goods and service tax, duty of excise, cess and any other material statutory dues, as applicable, with the appropriate authorities. Employees' state insurance, sales-tax, services tax, duty of customs and value added tax are not applicable on the company. Further, there were no undisputed amounts outstanding at the year-end for a period of more than six months from the date they became payable.
- (b) According to the information and explanations given to us and the records of the Company examined by us, the amounts of statutory dues including the dues of duty of excise, service tax, value added tax, sales taxes, entry tax, income tax and other statutory dues not deposited on account of dispute along with the forum where the dispute are pending are as follows:

(₹ in Crore)

Name of the Statute	Name of Dues	Amount	Period to which the amount relates	Forum where the dispute is pending
• UP Trade Tax 1948	Trade Tax	0.05	1996-97	Hon'ble High Court of Allahabad
• UP Value Added Tax, 2008	VAT	0.53	2009-10 and 2010-11	Hon'ble High Court of Allahabad
• U.P. Tax on Entry of Goods into Local Area Act, 2007	Entry Tax	0.88	2001-02	Hon'ble High Court of Allahabad
• U.P. Tax on Entry of Goods into Local Area Act, 2007	Entry Tax	1.35	2006-07	Hon'ble High Court of Allahabad
• U.P. Tax on Entry of Goods into Local Area Act, 2007	Entry Tax	1.77	2005-06	Hon'ble High Court of Allahabad
<b>sub-total</b>		<b>4.58</b>		
• U.P. Sugarcane (Purchase Tax) Act, 1961	Cane Purchase Tax	2.88	2017-18	Hon'ble High Court of Allahabad
<b>sub-total</b>		<b>2.88</b>		
• U.P. Tax on Entry of Goods into Local Area Act, 2007	Entry Tax	0.02	2000-01	Commercial Tax Tribunal
<b>sub-total</b>		<b>0.02</b>		
• U.P. Tax on Entry of Goods into Local Area Act, 2007	Entry Tax	0.01	2010-11	Additional Commissioner (Appeals)
• Service Tax Act, 1994	Service Tax	0.02	April 2015- June 2017	Commissioner (Appeals)
<b>sub-total</b>		<b>0.03</b>		
<b>Total tax demands</b>		<b>7.51</b>		
• The Indian Stamp Act, 1899	Stamp Duty	18.01	2012-13	Chief Controlling Revenue Authority, Allahabad
• The Indian Stamp Act, 1899	Stamp Duty	0.25	2003-04	Hon'ble High Court of Allahabad
<b>Total Stamp Duty tax demands</b>		<b>18.26</b>		



- viii. According to the information and explanations given to us, Company has not surrendered or disclosed any transaction, previously unrecorded in the books of accounts, in the tax assessments under the Income Tax Act, 1961, as income during the year. Accordingly, the requirement to report on clause 3(viii) of the Order is not applicable to the Company.
- ix. (a) According to the information and explanations given to us and as per the books and records examined by us, in our opinion, the Company has not defaulted in repayment of loans or other borrowings or in the payment of interest thereon to any lender including the loans and interest which are repayable on demand.
- (b) According to the information and explanations given to us and the records of the Company examined by us including representation received from the management, the Company has not been declared wilful defaulter by any bank, financial institution or other lenders or government or any government authority.
- (c) Term loans were applied for the purpose for which the loans were obtained.
- (d) On an overall examination of the standalone financial statements of the Company, prima facie, no funds raised on short-term basis have been used for long-term purposes by the Company.
- (e) In our opinion and according to the information and explanation given to us, the Company has not taken any funds from any entity or person on account of or to meet the obligation of its subsidiary.
- (f) In our opinion and according to the information and explanation given to us, the Company has not raised any loan during the year on pledge of security held in its subsidiary.
- x. (a) According to the information and explanations given to us and as per the books and records examined by us, the company has not raised money by way of initial public offer or further public offer (including debt instruments). Accordingly, reporting under clause 3 (x) (a) of the Order is not applicable to the Company.
- (b) According to the information and explanations given to us and as per the books and records examined by us, the company has not made any preferential allotment or private placement of shares or convertible debentures during the year.
- Accordingly, reporting under clause 3 (x) (b) of the Order is not applicable to the Company.
- xi. (a) To the best of our knowledge and according to the information and explanations given to us, no fraud by the Company and no material fraud on the Company has been noticed or reported during the year. Accordingly, reporting under clause 3 (xi) (a) and (b) of the Order is not applicable to the Company.
- (b) No report under sub-section (12) of section 143 of Companies Act has been filed in Form ADT-4 as prescribed under Rule 13 of Companies (Audit and Auditor) Rules, 2014 with the Central Government during the year up to the date of this report.
- (c) According to the information & explanations and representation made by the management, no whistle-blower complaints have been received during the year (and up to the date of the report) by the company.
- xii. In our opinion, the Company is not a Nidhi Company. Accordingly reporting under clause 3 (xii) (a) to (c) of the Order is not applicable to the Company.
- xiii. According to the information and explanations given to us and based on our examination of the records of the Company, transactions with the related parties are in compliance with sections 177 and 188 of the Act where applicable and details of such transactions have been disclosed in the standalone financial statements as required by applicable accounting standards.
- xiv. (a) The Company has an internal audit system commensurate with the size and nature of its business.
- (b) The internal audit reports of the Company issued till the date of the audit report, for the period under audit have been considered by us.
- xv. In our opinion, and according to the information and explanations given to us, the Company has not entered into any non-cash transactions with directors or persons connected with him and hence requirement to report on clause 3 (xv) of the Order is not applicable to the Company.
- xvi. (a) The provisions of section 45-IA of the Reserve Bank of India Act, 1934 (2 of 1934) are not applicable to the Company. Further, the Company is not a Core Investment Company as defined in



the regulations made by Reserve Bank of India. Accordingly, the requirement to report on clause 3 (xvi) (a) to (b) of the Order is not applicable to the Company.

- (b) According to the information and explanations given to us, including representation from the management, there is not more than one core investment company within the Group (as defined in the Core Investment Companies (Reserve Bank) Directions, 2016).

xvii. In our opinion, and according to the information and explanations provided to us, the Company has not incurred cash losses in the current financial year and in the immediate preceding financial year.

xviii. There has been no resignation of the statutory auditors during the year. Accordingly, provisions of clause (xviii) of the Order are not applicable to the Company.

xix. According to the information and explanations given to us and on the basis of the financial ratios, ageing and expected dates of realization of financial assets and payment of financial liabilities, other information accompanying the standalone financial statements, our knowledge of the Board of Directors and management plans and based on our examination of the evidence supporting the assumptions, nothing has come to our attention, which causes us to believe that any material

uncertainty exists as on the date of the audit report that company is not capable of meeting its liabilities existing at the date of balance sheet as and when they fall due within a period of one year from the balance sheet date. We, however, state that this is not an assurance as to the future viability of the company. We further state that our reporting is based on the facts up to the date of the audit report and we neither give any guarantee nor any assurance that all liabilities falling due within a period of one year from the balance sheet date, will get discharged by the company as and when they fall due.

xx. (a) In respect of other than ongoing projects, there are no unspent amounts that are required to be transferred to a fund specified in Schedule VII of the Act, in compliance with second proviso to sub section 5 of section 135 of the Act.

(b) There are no unspent amounts pursuant to ongoing projects that are required to be transferred to a special account in compliance of provision of sub section (6) of section 135 of Companies Act.

**FOR MITTAL GUPTA & CO.**

Chartered Accountants  
FRN 001874C

**Bihari Lal Gupta**

Partner

Membership No. 073794

Place: New Delhi  
Date: April 25, 2023

## **“ANNEXURE B” TO THE INDEPENDENT AUDITOR’S REPORT TO THE MEMBERS OF DHAMPUR BIO ORGANICS LIMITED (‘THE COMPANY’) ON ITS STANDALONE FINANCIAL STATEMENTS DATED APRIL 25, 2023.**

### **Report on the Internal Financial Controls with reference to standalone financial statements under Clause (i) of Sub-section 3 of Section 143 of the Companies Act, 2013 (“the Act”) as referred to in paragraph 2(f) of ‘Report on Other Legal and Regulatory Requirements’ section**

We have audited the internal financial controls with reference to standalone financial statements of **Dhampur Bio Organics Limited** (“the Company”) as of March 31, 2023 in conjunction with our audit of the Ind AS standalone financial statements of the Company for the year ended on that date.

### **MANAGEMENT’S RESPONSIBILITY FOR INTERNAL FINANCIAL CONTROLS**

The Management and Board of Directors of the Company is responsible for establishing and maintaining internal financial controls based on the internal control with reference to financial reporting criteria established by the Company considering the essential components of internal control stated in the Guidance Note on Audit of Internal Financial Controls Over Financial Reporting issued by the Institute of Chartered Accountants of India (“ICAI”). These responsibilities include the design, implementation and maintenance of adequate internal financial controls that were operating effectively for ensuring the orderly and efficient conduct of its business, including adherence to the Company’s policies, the safeguarding of its assets, the prevention and detection of frauds and errors, the accuracy and completeness of the accounting records, and the timely preparation of reliable financial information, as required under the Act.

### **AUDITOR’S RESPONSIBILITY**

Our responsibility is to express an opinion on the Company’s internal financial controls with reference to standalone financial statements of the Company based on our audit.

We conducted our audit in accordance with the Guidance Note on Audit of Internal Financial Controls Over Financial Reporting (the “Guidance Note”) and the Standards on Auditing prescribed under section 143(10) of the Act, to the extent applicable to an audit of internal financial controls, both applicable to an audit of Internal Financial Controls and, both issued by the Institute of Chartered Accountants of India. Those Standards and the Guidance Note require that we comply with ethical requirements and plan and perform the audit to obtain reasonable assurance about whether adequate internal financial controls with reference to standalone financial statements was established and maintained and if such controls operated effectively in all material respects.

Our audit involves performing procedures to obtain audit evidence about the adequacy of the internal financial controls system with reference to standalone financial statements and their operating effectiveness.

Our audit of internal financial controls with reference to standalone financial statements included obtaining an understanding of internal financial controls with reference to standalone financial statements, assessing the risk that a material weakness exists, and testing and evaluating the design and operating effectiveness of internal control based on the assessed risk. The procedures selected depend on the auditor’s judgement, including the assessment of the risks of material misstatement of the standalone financial statements, whether due to fraud or error.

We believe that the audit evidence we have obtained, is sufficient and appropriate to provide a basis for our audit opinion on the Company’s internal financial controls system with reference to standalone financial statements.

### **MEANING OF INTERNAL FINANCIAL CONTROLS WITH REFERENCE TO STANDALONE FINANCIAL STATEMENTS**

A Company’s internal financial control with reference to standalone financial statements is a process designed to provide reasonable assurance regarding the reliability of financial reporting and the preparation of standalone financial statements for external purposes in accordance with generally accepted accounting principles. A Company’s internal financial control with reference to standalone financial statements includes those policies and procedures that:

- a) pertain to the maintenance of records that, in reasonable detail, accurately and fairly reflect the transactions and dispositions of the assets of the company;
- b) provide reasonable assurance that transactions are recorded as necessary to permit preparation of standalone financial statements in accordance with generally accepted accounting principles, and that receipts and expenditures of the company are being made only in accordance with authorizations of management and directors of the company; and
- c) provide reasonable assurance regarding prevention or timely detection of unauthorized acquisition, use, or disposition of the company’s assets that could have a material effect on the standalone financial statements.



## **INHERENT LIMITATIONS OF INTERNAL FINANCIAL CONTROLS WITH REFERENCE TO STANDALONE FINANCIAL STATEMENTS**

Because of the inherent limitations of internal financial controls with reference financial reporting, including the possibility of collusion or improper management override of controls, material misstatements due to error or fraud may occur and not be detected. Also, projections of any evaluation of the internal financial controls with reference to standalone financial statements to future periods are subject to the risk that the internal financial control with reference to standalone financial statements may become inadequate because of changes in conditions, or that the degree of compliance with the policies or procedures may deteriorate.

## **OPINION**

In our opinion, to the best of our information and according to the explanations given to us, the Company has, in all material

respects, an adequate internal controls system with reference to standalone financial statements and such internal controls with reference to standalone financial statements were operating effectively as at March 31, 2023, based on the criteria for internal financial control with reference to standalone financial statements established by the Company considering the essential components of internal control stated in the Guidance Note on Audit of Internal Financial Controls over the financial statements issued by the Institute of Chartered Accountants of India.

**For Mittal Gupta & CO.**  
Chartered Accountants  
Firm's Registration No. 001874C

**Bihari Lal Gupta**  
Partner  
Membership No. 073794

Place: New Delhi  
Date: April 25, 2023



# Standalone Balance Sheet

As at March 31, 2023

(₹ in Crore)

Particulars	Note No.	As at March 31, 2023	As at March 31, 2022
<b>ASSETS</b>			
<b>Non-Current Assets</b>			
Property, Plant and Equipment	4	902.14	682.94
Right-of-Use Assets	5	7.13	6.43
Capital Work-in-progress	6	36.17	78.30
Financial Assets			
(i) Investments	7	27.21	6.62
(ii) Others	8 (i)	2.21	1.72
Tax Assets	9	0.40	-
Other Non Current Assets	10 (i)	4.50	8.47
<b>Total Non-Current Assets</b>	(a)	<b>979.76</b>	<b>784.48</b>
<b>Current Assets</b>			
Inventories	11	819.29	1,056.64
Financial Assets			
(i) Trade Receivables	12	133.22	107.98
(ii) Cash and Cash Equivalents	13	98.41	18.55
(iii) Bank balances other than (ii) above	14	3.41	2.03
(iv) Others	8 (ii)	0.48	0.08
Other Current Assets	10 (ii)	43.23	29.95
<b>Total Current Assets</b>	(b)	<b>1,098.04</b>	<b>1,215.23</b>
<b>Total Assets</b>	(a+b)	<b>2,077.80</b>	<b>1,999.71</b>
<b>EQUITY AND LIABILITIES</b>			
<b>Equity</b>			
Equity Share Capital	15	66.39	66.39
Other Equity	16	929.32	818.87
<b>Total Equity</b>	(c)	<b>995.71</b>	<b>885.26</b>
<b>Non-Current Liabilities</b>			
Financial Liabilities			
(i) Borrowings	17 (i)	168.71	108.49
(ii) Lease Liabilities	18 (i)	4.76	3.96
Provisions	21 (i)	21.33	17.53
Deferred tax liabilities (net)	24	27.73	27.01
Other Non-Current Liabilities	22 (i)	0.06	1.26
<b>Total Non-Current Liabilities</b>	(d)	<b>222.59</b>	<b>158.25</b>
<b>Current Liabilities</b>			
Financial Liabilities			
(i) Borrowings	17 (ii)	634.58	720.29
(ii) Lease Liabilities	18 (ii)	2.26	1.90
(iii) Trade Payables	19		
(a) Due to Micro and Small Enterprises		4.65	3.40
(b) Other than Micro and Small Enterprises		159.23	165.22
(iv) Other Financial Liabilities	20	34.28	36.65
Provisions	21 (ii)	3.51	2.38
Other Current Liabilities	22 (ii)	20.12	25.63
Current Tax Liabilities (Net)	23	0.87	0.73
<b>Total Current Liabilities</b>	(e)	<b>859.50</b>	<b>956.20</b>
<b>Total Equity and Liabilities</b>	(c+d+e)	<b>2,077.80</b>	<b>1,999.71</b>

The accompanying notes from 1 to 62 form an integral part of the financial statements.

**This is the Standalone Balance Sheet referred to in our report of even date**

 For **Mittal Gupta & Co.**

Chartered Accountants

Firm Registration No.: 001874C

For and on behalf of Board of Directors

**Dhampur Bio Organics Limited**
**Bihari Lal Gupta**

Partner

M. No.: 073794

Place: New Delhi

Date: April 25, 2023

**V. K. Goel**

Chairman

(DIN - 00075317)

Place: New Delhi

Date: April 25, 2023

**Gautam Goel**

Managing Director

(DIN - 00076326)

**Sandeep Kumar Sharma**

Whole Time Director

(DIN - 06906510)

**Nalin Kumar Gupta**

Chief Financial Officer

**Ashu Rawat**

Company Secretary



# Standalone Statement of Profit and Loss

For the year ended March 31, 2023

(₹ in Crore)

Particulars	Note No.	For the year ended March 31, 2023	For the year ended March 31, 2022
<b>INCOME</b>			
I. Revenue from Operations	25	2,648.60	1,564.09
II. Other Income	26	9.62	7.23
<b>III. Total Income (I+II)</b>		<b>2,658.22</b>	<b>1,571.32</b>
<b>EXPENSES</b>			
(a) Cost of Raw Materials Consumed	27	1,588.25	1,477.16
(b) Excise duty on sale of goods	28	246.91	-
(c) Purchase of Stock-in-Trade	29	3.90	7.91
(d) Changes in inventories of finished goods, work-in-progress and stock-in-trade	30	243.95	(353.48)
(e) Employees benefits expenses	31	105.46	71.58
(f) Depreciation and Amortisation	32	40.32	30.79
(g) Finance costs	33	40.74	29.66
(h) Other Expenses	34	270.25	173.95
(i) Pre-Operative and trial run expenses capitalised	35	(13.41)	-
<b>IV. Total Expenses (a to i)</b>		<b>2,526.37</b>	<b>1,437.57</b>
<b>V. Profit Before Exceptional Items and Tax (III-IV)</b>		<b>131.85</b>	<b>133.75</b>
VI. Exceptional Items	36	(3.93)	4.01
<b>VII. Profit Before Tax (V-VI)</b>		<b>135.78</b>	<b>129.74</b>
<b>VIII. Tax Expense</b>			
(a) Current Tax	37	22.43	23.29
(b) Deferred Tax	37	1.33	2.40
<b>IX. Profit for the year (VII-VIII)</b>		<b>112.02</b>	<b>104.05</b>
<b>X. Other Comprehensive Income</b>			
A (i) Items that will not be reclassified to profit or loss	38		
- Remeasurement benefits (losses) on defined benefit obligation		(2.44)	0.12
(ii) Tax on above		0.61	(0.03)
B (i) Items that will be reclassified to profit or loss		-	-
(ii) Tax on above		-	-
<b>Other Comprehensive Income to be transferred to Other Equity for the year</b>		<b>(1.83)</b>	<b>0.09</b>
<b>XI. Total Comprehensive Income for the year (IX+X)</b>		<b>110.19</b>	<b>104.14</b>
<b>XII. Earnings Per Share:</b>			
Basic & Diluted : (₹)	39	16.87	15.67

The accompanying notes from 1 to 62 form an integral part of the financial statements.

**This is the Standalone Statement of Profit and Loss referred to in our report of even date**For **Mittal Gupta & Co.**

Chartered Accountants

Firm Registration No.: 001874C

For and on behalf of Board of Directors

**Dhampur Bio Organics Limited****Bihari Lal Gupta**

Partner

M. No.: 073794

Place: New Delhi

Date: April 25, 2023

**V. K. Goel**

Chairman

(DIN - 00075317)

Place: New Delhi

Date: April 25, 2023

**Gautam Goel**

Managing Director

(DIN - 00076326)

**Sandeep Kumar Sharma**

Whole Time Director

(DIN - 06906510)

**Nalin Kumar Gupta**

Chief Financial Officer

**Ashu Rawat**

Company Secretary

# Standalone Statement of Changes in Equity

For the year ended March 31, 2023

## A. EQUITY SHARE CAPITAL

Particulars	No. of Shares	(₹ in Crore)
<b>Balance as at April 1, 2021</b>	66387590	66.39
Change in Equity shares Capital due to prior period errors	-	-
<b>Restated balance as April 1, 2021</b>	<b>66387590</b>	<b>66.39</b>
Changes in Equity Share Capital during the year	-	-
<b>Balance as at March 31, 2022</b>	<b>66387590</b>	<b>66.39</b>
<b>Balance as at April 1, 2022</b>	66387590	66.39
Change in Equity shares Capital due to prior period errors	-	-
<b>Restated balance as April 1, 2022</b>	<b>66387590</b>	<b>66.39</b>
Changes in Equity Share Capital during the year	-	-
<b>Balance as at March 31, 2023</b>	<b>66387590</b>	<b>66.39</b>

## B. OTHER EQUITY

(₹ in Crore)

Particulars	Reserves & Surplus			Other	Total
	Capital Reserve	Storage Fund/ Reserve for Molasses	Retained Earnings	Comprehensive Income	
				Remeasurement of defined benefit plans	
<b>Balance as at April 1, 2021</b>	<b>714.56</b>	-	<b>(0.01)</b>	-	<b>714.55</b>
Add/(Less): Transfer to/ from storage fund for molasses/Retained earning	-	0.17	(0.17)	-	-
Add : Profit for the year	-	-	103.61	-	103.61
Add: Comprehensive Income for the year	-	-	-	0.09	0.09
Add: Molasses fund created during the year	-	0.18	-	-	0.18
<b>Balance as at March 31, 2022</b>	<b>714.56</b>	<b>0.35</b>	<b>103.43</b>	<b>0.09</b>	<b>818.43</b>
Change due to Prior period errors	-	-	0.44	-	0.44
<b>Restated balance as at March 31, 2022</b>	<b>714.56</b>	<b>0.35</b>	<b>103.87</b>	<b>0.09</b>	<b>818.87</b>
Add: Profit after tax for the year	-	-	112.02	-	112.02
Add: Comprehensive Income for the year	-	-	-	(1.83)	(1.83)
Add: Molasses fund created during the year	-	0.26	-	-	0.26
<b>Balance as at March 31, 2023</b>	<b>714.56</b>	<b>0.61</b>	<b>215.89</b>	<b>(1.74)</b>	<b>929.32</b>

The accompanying notes from 1 to 62 form an integral part of the financial statements.

**This is the Standalone Statement of Changes in Equity referred to in our report of even date**

For **Mittal Gupta & Co.**

Chartered Accountants

Firm Registration No.: 001874C

For and on behalf of Board of Directors

**Dhampur Bio Organics Limited**

**Bihari Lal Gupta**

Partner

M. No.: 073794

Place: New Delhi

Date: April 25, 2023

**V. K. Goel**

Chairman

(DIN - 00075317)

Place: New Delhi

Date: April 25, 2023

**Gautam Goel**

Managing Director

(DIN - 00076326)

**Sandeep Kumar Sharma**

Whole Time Director

(DIN - 06906510)

**Nalin Kumar Gupta**

Chief Financial Officer

**Ashu Rawat**

Company Secretary



# Standalone Statement of Cash Flow

For the year ended March 31, 2023

(₹ in Crore)

Particulars	For the year ended March 31, 2023	For the year ended March 31, 2022
<b>A. Cash flow from operating activities</b>		
Net Profit Before Exceptional Items and Tax:	131.85	133.75
<b>Adjustments for:</b>		
Interest income	(0.36)	(0.21)
Loss/(Profit) on Sale of Property, Plant and Equipment and Intangible assets (net)	(0.03)	(1.86)
Transfer to Sugar Molasses Fund	0.26	0.18
Depreciation and Amortisation	40.32	30.79
Interest expense	40.74	29.66
Allowances for expected credit loss	0.80	0.06
Foreign exchange (gain)/loss (net)	0.09	-
Bad debts written-off/ (balance written back)	(6.99)	0.65
<b>Operating cash flow before working capital changes</b>	<b>206.68</b>	<b>193.02</b>
Changes in inventories	237.35	(339.25)
Changes in trade and other receivables	(26.04)	(3.73)
Changes in other non current and current financial asset	(0.45)	(0.62)
Changes in other non current and other current assets	(11.49)	26.02
Changes in trade and other payables	2.25	(117.11)
Changes in other non-current and other current financial liabilities	3.80	24.17
Changes in other non-current and other current liabilities	(4.31)	5.83
Changes in long term and short term provision	1.06	1.52
<b>Cash generated from / (used in) operations</b>	<b>408.85</b>	<b>(210.15)</b>
Income taxes paid	(22.63)	(22.56)
<b>Net Cash Generated from/ (used in) Operating Activities</b>	<b>A. 386.22</b>	<b>(232.71)</b>
<b>B. Cash flow from investing activities</b>		
Purchase of Property, Plant and Equipment and Intangible assets	(223.27)	(161.37)
Proceeds from sale of Property, Plant and Equipment and Intangible assets	13.15	17.70
Investment in Subsidiary Co.	(16.66)	-
Interest received	0.17	1.82
Changes in fixed deposit placed with Banks	(1.63)	(1.22)
<b>Net cash generated from/ (used in) investing activities</b>	<b>B. (228.24)</b>	<b>(143.07)</b>

(₹ in Crore)

Particulars	For the year ended March 31, 2023	For the year ended March 31, 2022
<b>C. Cash flow from financing activities</b>		
Payment of lease liability	(3.46)	(2.40)
Repayment of long term borrowings	(63.44)	(50.72)
Proceeds from long term borrowings	140.00	84.25
Proceeds/ (Repayment) of short term borrowings	(104.45)	394.83
Finance Cost paid	(46.77)	(32.31)
<b>Net cash generated from / (used in) financing activities</b>	<b>C. (78.12)</b>	<b>393.65</b>
<b>Net increase in cash and cash equivalents (A+B+C)</b>	<b>79.86</b>	<b>17.87</b>
Cash and cash equivalents at the beginning of year	18.55	#
Add: Cash and cash equivalents acquired on pursuant to the Scheme of Arrangement	-	0.68
<b>Cash and cash equivalents at the end of year</b>	<b>98.41</b>	<b>18.55</b>

**Note:**

The above Standalone Statement of Cash Flow has been prepared under the indirect method set out in Indian Accounting Standard (Ind AS) 7.

Figures in brackets indicate cash outflow from respective activities.

Cash and cash equivalents as at the Balance Sheet date consists of :

(₹ in Crore)

Particulars	As at March 31, 2023	As at March 31, 2022
Cash in hand	0.45	0.50
Fixed Deposit	97.00	-
Cheque in hand	-	15.58
Balances with banks	0.96	2.47
<b>Total Cash &amp; Cash Equivalents at the end of the year</b>	<b>98.41</b>	<b>18.55</b>

*#In previous year amount for opening Cash and cash equivalents as on April 1, 2021 was ₹ 34,159/-*

The accompanying notes from 1 to 62 form an integral part of the financial statements.

**This is the Standalone Statement of Cash Flow referred to in our report of even date**

 For **Mittal Gupta & Co.**

Chartered Accountants

Firm Registration No.: 001874C

For and on behalf of Board of Directors

**Dhampur Bio Organics Limited**
**Bihari Lal Gupta**

Partner

M. No.: 073794

Place: New Delhi

Date: April 25, 2023

**V. K. Goel**

Chairman

(DIN - 00075317)

Place: New Delhi

Date: April 25, 2023

**Gautam Goel**

Managing Director

(DIN - 00076326)

**Sandeep Kumar Sharma**

Whole Time Director

(DIN - 06906510)

**Nalin Kumar Gupta**

Chief Financial Officer

**Ashu Rawat**

Company Secretary





# Notes to the Standalone Financial Statements

## 1 COMPANY OVERVIEW

### Corporate Information

Dhampur Bio Organics Limited ('the Company'/'DBOL') having CIN No. L15100UP2020PLC136939 is a public limited company and incorporated under the provision of the Companies Act, 2013 applicable in India. The registered office of the Company is situated at Sugar Mill Compound, Village Asmoli Sambhal Moradabad Uttar Pradesh, India.

DBOL is integrate conglomerate, primary engaged in the manufacturing of sugar, chemicals, ethanol, co-generation of power and other allied products at its three manufacturing units located at Asmoli, District Sambhal, Mansurpur, District Muzaffarnagar and Meeraganj, District Bareilly in Uttar Pradesh.

Allahabad bench of NCLT, vide order dated April 27, 2022 approved the Scheme of Arrangement ("The Scheme") between Dhampur Sugar Mills Limited ("DSML" "Demerged Company") and DBOL for demerger of three manufacturing units ("Demerged Undertakings") with effect from Appointed Date i.e. April 01, 2021. The Scheme became effective on May 3, 2022 and consequent thereto, the entire business of Demerged Undertakings stand transferred and vested in the Company as a going concern with effect from Appointed Date. Pending full implementation of the scheme and transfer of requisite licences registration and agreements, certain transactions of Demerged Undertakings during the year are executed in the name of DSML but recorded in the books of DBOL as per the provision of the Scheme.

The Company's equity shares are listed on BSE Limited and National Stock Exchange of India Limited.

## 2 SIGNIFICANT ACCOUNTING POLICIES:

The significant accounting policies applied by the Company in the preparation of its financial statements are listed below. Such accounting policies have been applied consistently to all the periods presented in these financial statements, unless otherwise indicated.

### i. Basis of preparation and presentation

#### a. Compliance with Ind AS

The financial statements comply in all material aspects with Indian Accounting Standards (Ind AS) notified under section 133 of the Companies Act, 2013 (the Act) read with the Rule 3 of the Companies (Indian Accounting Standards) Rules, 2015 (as amended) and relevant amendment rules thereafter and accounting principles generally accepted in India.

These financial statements are approved and adopted by Board of Directors in their meeting held on Tuesday, April 25, 2023.

#### b. Basis of preparation

The financial statements have been prepared on the historical cost basis except for certain financial assets and liabilities that are measured at fair values at the end of each reporting period, assets for defined benefit plans are measured at fair value, assets held for sale which are measured at lower of cost and fair value less cost to sell as explained further in notes to standalone financial statements.

#### c. Functional and presentation currency

The financial statements are presented in Indian rupees (₹) and all values are rounded to the nearest crore and two decimals thereof, except if otherwise stated.

#### d. Operating Cycle

All assets and liabilities has been classified as current and non-current as per the Company's normal operating cycle criteria set out below which are in accordance with the Schedule III to the Act. Based on the nature of services and time between the acquisition of assets for providing of services and their realisation in Cash and Cash equivalent, the Company has ascertained its operating cycle as 12 months for the purpose of current/non-current classification of assets and liabilities

# Notes to the Standalone Financial Statements

## ii. Current versus non-current classification

The company presents assets and liabilities in the balance sheet based on current/ non-current classification.

An asset is treated as current when it satisfies any of the following criteria:

- Expected to be realised or intended to be sold or consumed in the normal operating cycle;
- Held primarily for the purpose of trading;
- Expected to be realised within twelve months after the reporting date; or
- Cash or cash equivalent unless restricted from being exchanged or used to settle liability for at least twelve months after the reporting date.

Current assets include the current portion of non-current financial assets. All other assets are classified as non-current.

A liability is treated as current when it satisfies any of the following criteria:

- Expected to be settled in the company's normal operating cycle;
- Held primarily for the purpose of trading;
- Due to be settled within twelve months after the reporting date; or
- The Company does not have an unconditional right to defer settlement of the liability for at least twelve months after the reporting date.

Terms of a liability that could, at the option of the counterparty, result in its settlement by the issue of equity instruments do not affect its classification.

Current liabilities include the current portion of non-current financial liabilities. All other liabilities are classified as non-current.

The Company has ascertained its operating cycle as 12 months for the purpose of current and non-current classification of assets and liabilities.

## iii. Property, plant and equipment & capital work-in-progress

Property, plant and equipment (PPE) are tangible items that are held for use in the production or supply for goods and services, rental to others or for administrative purposes and are expected to be used during more than one period.

The cost of an item of property, plant and equipment is being recognised as an asset if and only if it is probable that future economic benefits associated with the item will flow to the Company and the cost of the item can be measured reliably. Subsequent costs are included in the asset's carrying amount only when it is probable that future economic benefits associated with the item will flow to the entity and the cost of the item can be measured reliably.

Freehold lands are stated at cost. All other items of property, plant and equipment are stated at cost, net of recoverable taxes less accumulated depreciation and impairment loss, if any.

Property, plant and equipment acquired under the Scheme of Arrangement of demerger of undertakings are stated at the carrying amount appearing in the books of Demerged Company.



# Notes to the Standalone Financial Statements

The cost of an asset includes the purchase cost of material, including import duties, non-refundable taxes and directly attributable costs of bringing an asset to the location and condition of its intended use and trial run expenditure (Net of amount realised on goods produced during trial run). For this purpose, cost includes carrying value as Deemed cost on the date of transition. Interest on borrowings used to finance the construction of qualifying assets are capitalised as part of the cost of the asset until such time that the asset is ready for its intended use.

Items of spare parts, stand-by equipment and servicing equipment which meet the definition of property, plant and equipment are capitalized. Other spare parts are carried as inventory and recognized in the statement of profit and loss on consumption. When parts of an item of PPE have different useful lives, they are accounted for as separate component.

When significant parts of Property, Plant and Equipment are required to be replaced at intervals, the Company derecognized the carrying amount of replaced parts and recognized the new parts with owned associated useful life and depreciate it accordingly. Likewise when a major inspection is performed, its cost is recognised in carrying amount of the plant and equipment, if recognition criteria are satisfied. All other repair and maintenance costs are recognised in the Statement of Profit and Loss as incurred.

The present value of the expected cost for the decommissioning of an asset after its use, if any, is included in the cost of the respective asset if the recognition criteria for a provision are met.

The cost and related accumulated depreciation are eliminated from the financial statement upon sale or retirement of the asset and resultant gain or loss are recognized in the Statement of Profit and Loss.

Assets identified and technically evaluated as obsolete are retired from active use and held for disposal are stated at the lower of its carrying amount and fair value less cost to sell.

Capital work-in-progress, representing expenditure incurred in respect of assets under development and not ready for their intended use, are carried at cost. Cost includes related acquisition expenses, construction cost, related borrowing cost and other direct expenditure, and trial run expenditure.

#### iv. Intangible assets

Intangible assets are recognized when it is probable that the future benefits that are attributable to the assets will flow to the Company and the cost of assets can be measured reliably.

Intangible assets acquired separately are measured on initial recognition at cost. Following initial recognition, intangible assets are carried at cost less accumulated amortisation and accumulated impairment losses. For this purpose, cost includes carrying value as Deemed cost on the date of transition.

Internally generated intangible assets, excluding capitalized development costs, are not capitalized and expenditure is reflected in the statement of profit and loss in the year in which the expenditure is incurred.

An intangible asset is derecognised on disposal, or when no future economic benefits are expected from use or disposal. Gains or losses arising from derecognition of an intangible asset, measured as the difference between the net disposal proceeds and the carrying amount of the asset, is recognised in the statement of profit and loss.

#### v. Investment Properties

Investment Properties are measured initially at cost including transaction cost. Subsequent to such recognition, investment properties are stated at cost less accumulated depreciation and accumulated impairment loss, if any. The cost includes cost of replacing parts and borrowing cost for long term construction projects, if the recognition criteria are met. When significant parts of investment property are required to be replaced at intervals, the Company depreciate them separately based on their specific useful lives.

## Notes to the Standalone Financial Statements

All other repairs and maintainance costs are recognised in the Statement of Profit & Loss as and when incurred. The investment properties are derecognized either when they have been disposed off or when they are permanently withdrawn from use and no future economic benefit is expected. The difference between the net disposal proceeds and the carrying amount of the assets is recognised in the Statement of Profit and Loss in the period of de-recognition.

The fair value of the investment properties, based on an annual evaluation performed by an accredited external independent valuer, is disclosed in the notes.

### vi. Depreciation and amortization

The classification of plant and machinery into continuous and non-continuous process is done as per their use and depreciation thereon is provided accordingly. Depreciation commences when the assets are available for their intended use. Depreciation is calculated using the straight-line method to allocate their cost, net of their residual values, over their estimated useful lives.

The management has estimated the useful lives and residual values of all property, plant and equipment and adopted useful lives as stated in Schedule II of the Companies Act, 2013.

The Company has used the following useful lives to provide depreciation on its tangible assets:

<b>Assets</b>	<b>Useful Lives</b>
Building	03-60 years
Plant & equipment	15-40 years
Furniture & fixtures	10 years
Weighbridge	15 years
Computers	03 years
Office equipment	05 years
Electrical appliances	15 years
Vehicles	08 years
Right-of-Use Assets	Note No. xiii

Intangible assets are amortized on a straight-line basis over the estimated useful economic life of the assets. The Company uses a rebuttable presumption that the useful life of intangible assets is ten years from the date when the assets is available for use.

The estimated useful lives, residual values and depreciation method are reviewed at the end of each financial year and are given effect to wherever appropriate.

### vii. Foreign currency translations/Conversion

Transactions in foreign currencies are initially recorded at the functional currency spot rate prevailing at the date the transaction first qualifies for recognition.

Monetary assets and liabilities related to foreign currency transactions remaining outstanding at the balance sheet date are translated at the functional currency spot rate of exchange prevailing at the balance sheet date. Any income or expense arising on account of foreign exchange difference either on settlement or on translation is recognised in the Statement of Profit and Loss.

Non-monetary items which are carried at historical cost denominated in a foreign currency are translated using the exchange rate at the date of the initial transaction.



# Notes to the Standalone Financial Statements

## viii. Inventories

Raw material, process chemicals, stores and packing material are measured at weighted average cost.

Work in progress, traded and finished goods (other than by products and scraps) are measured at lower of cost or net realizable value.

By products and scrap are carried at estimated Net Realizable Value. 'B' Heavy molasses, a by product, and sugar syrup, an intermediate product, are measured at derived value based on yield/recovery of ethanol reckoned with respect to NRV of 'C' Heavy molasses/Ethanol.

Cost of finished goods and work in progress comprises of raw material cost (net of realizable value of By-products), variable and fixed production overhead, which are allocated to work in progress and finished goods on full absorption cost basis. Cost of inventory also includes all other cost incurred in bringing the inventories to their respective present location and condition. Borrowing costs are not included in the value of inventories. Cost of traded goods is measured on FIFO basis and it includes incidental expenses.

The Cost of purchase is net of taxes which are refundable by the Government and is inclusive of incidental expenses.

Net realizable value (NRV) is the estimated selling price in the ordinary course of business less estimated costs of completion and the estimated costs necessary to make the sale.

## ix. Revenue recognition

The Company derives revenue primarily from sale of sugar and other by-products produced from processing of sugar cane, sale of power and sale of chemicals.

Revenue is recognized upon transfer of control of promised products or services to customers in an amount that reflects the consideration, the company expect to receive in exchange of those products or services. Revenue is inclusive of excise duty and excluding estimated discount, pricing incentives, rebates, other similar allowances to the customers and excluding GST and other taxes and amounts collected on behalf of third parties or government, if any.

### Sale of goods

Revenue from the sale of goods is recognised when the goods are delivered and titles have passed, at which time all the following conditions are satisfied:

- the Company has transferred to the buyer the significant risks and rewards of ownership of the goods;
- the Company retains neither continuing managerial involvement to the degree usually associated with ownership nor effective control over the goods sold;
- the amount of revenue can be measured reliably;
- it is probable that the economic benefits associated with the transaction will flow to the Company; and
- the costs incurred or to be incurred in respect of the transaction can be measured reliably.

### Contract Revenue

Contract revenue is recognised only to the extent of cost incurred till such time the outcome of the job cannot be ascertained reliably subject to condition that it is probable that such cost will be recoverable. When the outcome of the contract is ascertained reliably, contract revenue is recognised at cost of work performed on the contract plus proportionate margin, using the percentage of completion method. Percentage of completion is the proportion of cost of work performed to-date, to the total estimated contract costs.



# Notes to the Standalone Financial Statements

The estimated outcome of a contract is considered reliable when all the following conditions are satisfied:

- i. the amount of revenue can be measured reliably;
- ii. it is probable that the economic benefits associated with the contract will flow to the Company;
- iii. the stage of completion of the contract at the end of the reporting period can be measured reliably; and
- iv. the costs incurred or to be incurred in respect of the contract can be measured reliably.

Expected loss, if any, on a contract is recognised as expense in the period in which it is foreseen, irrespective of the stage of completion of the contract.

## **Dividend income**

Dividend income is recognised when the Company's right to receive the dividend is established, it is probable that the economic benefits associated with the dividend will flow to the entity and the amount of the dividend can be measured reliably i.e. in case of interim dividend, on the date of declaration by the Board of Directors; whereas in case of final dividend, on the date of approval by the shareholders.

## **Interest income**

Interest income from a financial asset is recognised when it is probable that the economic benefits will flow to the company and the amount of income can be measured reliably. Interest income is accrued on a time basis, by reference to the principal outstanding and at the effective interest rate applicable, which is the rate that exactly discounts estimated future cash receipts through the expected life of the financial asset to that asset's net carrying amount on initial recognition.

## **Insurance claims**

Insurance claim are accounted for on the basis of claims admitted / expected to be admitted and to the extent that the amount recoverable can be measured reliably and it is reasonable to expect ultimate collection.

## **Export incentives**

Export incentives are accounted for in the year of exports based on eligibility and when there is no significant uncertainty in receiving the same.

## **Other incomes**

All other incomes are accounted on accrual basis.

## **x. Expenses**

All expenses are accounted for on accrual basis.

## **xi. Long term borrowings**

Long term borrowings are initially recognised at net of material transaction costs incurred and measured at amortised cost. Any difference between the proceeds (net of transaction costs) and the redemption amount is recognised in the Statement of Profit and Loss over the period of the borrowings using the effective interest method.

## **xii. Borrowing costs**

Borrowing costs directly attributable to the acquisition, construction or production of a qualifying asset are capitalised during the period that is required to complete and prepare the asset for its intended use or sale. Qualifying assets are assets that necessarily take a substantial time to get ready for their intended use or sale. Borrowing costs consist of interest and other costs that the Company incurs in connection with the borrowing of funds. Borrowing costs also include exchange differences to the extent regarded as an adjustment to the borrowing costs. Other borrowing costs are expensed in the period in which they are incurred.



# Notes to the Standalone Financial Statements

## xiii. Leases

A contract is, or contains, a lease if the contract conveys the right to control the use of an identified asset for a period of time in exchange for consideration. The determination of whether an arrangement is (or contains) a lease is based on the substance of the arrangement at the inception of the lease. The arrangement is (or contains) a lease if fulfilment of the arrangement is dependent on the use of a specific asset and the arrangement conveys a right to use the asset even if that right is not explicitly specified in an arrangement.

### Company as a lessee

The Company accounts for each lease component within the contract as a lease separately from non-lease components of the contract and allocates the consideration in the contract to each lease component based on the relative stand-alone price of the lease component and the aggregate stand-alone price of the non-lease components.

The Company recognises right-of-use asset representing its right to use the underlying asset for the lease term at the lease commencement date. The cost of the right-of-use asset measured at inception shall comprise of the amount of the initial measurement of the lease liability adjusted for any lease payments made at or before the commencement date less any lease incentives received, plus any initial direct costs incurred and an estimate of costs to be incurred by the lessee in dismantling and removing the underlying asset or restoring the underlying asset or site on which it is located. The right-of-use assets is subsequently measured at cost less any accumulated depreciation, accumulated impairment losses, if any and adjusted for any remeasurement of the lease liability. The right-of-use assets is depreciated using the straight-line method from the commencement date over the shorter of lease term or useful life of right-of-use asset. The estimated useful lives of right-of-use assets are determined on the same basis as those of property, plant and equipment. Right-of-use assets are tested for impairment whenever there is any indication that their carrying amounts may not be recoverable. Impairment loss, if any, is recognised in the statement of profit and loss.

The Company measures the lease liability at the present value of the lease payments that are not paid at the commencement date of the lease. The lease payments are discounted using the interest rate implicit in the lease, if that rate can be readily determined. If that rate cannot be readily determined, the Company uses incremental borrowing rate. For leases with reasonably similar characteristics, the Company, on a lease by lease basis, may adopt either the incremental borrowing rate specific to the lease or the incremental borrowing rate for the portfolio as a whole. The lease payments shall include fixed payments, variable lease payments, residual value guarantees, exercise price of a purchase option where the Company is reasonably certain to exercise that option and payments of penalties for terminating the lease, if the lease term reflects the lessee exercising an option to terminate the lease.

The lease liability is subsequently remeasured by increasing the carrying amount to reflect interest on the lease liability, reducing the carrying amount to reflect the lease payments made and remeasuring the carrying amount to reflect any reassessment or lease modifications or to reflect revised in-substance fixed lease payments. The company recognises the amount of the re-measurement of lease liability due to modification as an adjustment to the right-of-use asset and statement of profit and loss depending upon the nature of modification. Where the carrying amount of the right-of-use asset is reduced to zero and there is a further reduction in the measurement of the lease liability, the Company recognises any remaining amount of the re-measurement in statement of profit and loss.

The Company has elected not to apply the requirements of Ind AS 116 Leases to short-term leases of all assets that have a lease term of 12 months or less and leases for having lease rental up to 5 lakhs per annum. The lease payments associated with these leases are recognized as an expense on a straight-line basis over the lease term.

### Company as a lessor

At the inception of the lease the Company classifies each of its leases as either an operating lease or a finance lease. The Company recognises lease payments received under operating leases as income on a straight-line basis over the

# Notes to the Standalone Financial Statements

lease term. In case of a finance lease, finance income is recognised over the lease term based on a pattern reflecting a constant periodic rate of return on the lessor's net investment in the lease. When the Company is an intermediate lessor it accounts for its interests in the head lease and the sub-lease separately. It assesses the lease classification of a sub-lease with reference to the right-of-use asset arising from the head lease, not with reference to the underlying asset. If a head lease is a short-term lease to which the Company applies the exemption described above, then it classifies the sub-lease as an operating lease.

If an arrangement contains lease and non-lease components, the Company applies Ind AS 115 Revenue from contracts with customers to allocate the consideration in the contract.

#### xiv. Provision for current and deferred tax

##### (a) Current income tax :

Current income tax assets and liabilities are measured at the amount expected to be recovered from or paid to the taxation authorities. The tax rates and tax laws used to compute the amount are those that are enacted or substantively enacted, at the reporting date.

Current tax expense is recognized in profit or loss except to the extent that it relates to items recognized directly in other comprehensive income or equity, in which case it is recognized in OCI or equity.

Management periodically evaluates positions taken in the tax returns with respect to situations in which applicable tax regulations are subject to interpretation and established provisions, where appropriate, on the basis of amounts expected to be paid to the tax authorities.

The Company Offsets current tax assets and current tax liabilities, where it has a legally enforceable right to set off the recognised amounts and where it intends either to settle on a net basis or to realise the assets and settle the liabilities simultaneously.

The Company will update the amount in the financial statement if facts and circumstance change as a result of examination or action by tax authorities.

##### (b) Deferred tax:

Deferred tax is recognized using the balance sheet method, providing for temporary differences between the carrying amounts of assets and liabilities for financial reporting purposes and the amounts used for taxation purposes. Deferred income tax is determined using tax rates (and laws) that have been enacted or substantially enacted by the end of the reporting period and are expected to apply when the related deferred income tax assets is realised or the deferred income tax liability is settled.

Deferred tax is recognized in Statement of profit and loss except to the extent that it relates to items recognized directly in OCI or equity, in which case it is recognized in OCI or equity.

Deferred tax liabilities are generally recognised for all taxable temporary differences. Deferred tax asset is recognized to the extent that it is probable that future taxable profits will be available against which the temporary difference can be utilized. Deferred tax assets are reviewed at each reporting date and are reduced to the extent that it is no longer probable that the related tax benefit will be realized.

Minimum Alternate Tax (MAT) credits is recognised as deferred tax assets in the Balance Sheet only when the asset can be measured reliably and to the extent there is convincing evidence that sufficient taxable profit will be available against which the MAT credits can be utilised by the company in future.



# Notes to the Standalone Financial Statements

## xv. Impairment of non-financial assets

Intangible assets that have an indefinite useful life are not subject to amortisation but are tested annually for impairment.

Other intangible assets and property, plant and equipment are evaluated for recoverability whenever events or changes in circumstances indicate that their carrying amounts may not be recoverable. For the purpose of impairment testing, the recoverable amount (i.e. the higher of the fair value less cost to sell and the value-in-use) is determined on an individual asset basis unless the asset does not generate cash flows that are largely independent of those from other assets. In such cases, the recoverable amount is determined for the Cash Generating Unit (CGU) to which the asset belongs.

The Carrying amount of assets is reviewed at each balance sheet date, if there is any indication of impairment based on internal/external factor. An asset is impaired when the carrying amount of the assets exceeds the recoverable amount. Impairment is charged to the profit and loss account in the year in which an asset is identified as impaired.

An impairment loss is reversed in the statement of profit and loss if there has been a change in the estimates used to determine the recoverable amount. The carrying amount of the asset is increased to its revised recoverable amount, provided that this amount does not exceed the carrying amount that would have been determined (net of any accumulated amortization or depreciation) had no impairment loss been recognized for the asset in prior years.

## xv. Government grants

Government grants are recognised at fair value where there is reasonable assurance that the grant will be received and all attached conditions will be complied with. When the grant relates to an expense item, it is recognised as income on a systematic basis over the periods that the related costs, for which it is intended to compensate, are expensed.

Government grants related to assets, including non-monetary grants recorded at fair value, are treated as deferred income and are recognized and credited in the Statement of Profit and Loss on a systematic and rational basis over the estimated useful life of the related asset.

When loans or similar assistance are provided by governments or related institutions, with an interest rate below the current applicable market rate, the effect of this favourable interest is regarded as a government grant. The loan or assistance is initially recognised and measured at fair value and the government grant is measured as the difference between the initial carrying value of the loan and the proceeds received. The loan is subsequently measured as per the accounting policy applicable to financial liabilities.

## xvi. Provisions, contingent liabilities and assets

Provisions are recognized when the Company has a present obligation (legal or constructive) as a result of a past event, it is probable that an outflow of resources embodying economic benefits will be required to settle the obligation and a reliable estimate can be made of the amount of the obligation. The expense relating to a provision is presented in the statement of profit or loss net of any reimbursement. Provisions are not recognised for future operating losses.

If the effect of the time value of money is material, provisions are discounted using a current pre-tax rate that reflects, when appropriate, the risks specific to the liability. When discounting is used, the increase in the provision due to the passage of time is recognized as a finance cost.

Contingent liabilities are possible obligations that arise from past events and whose existence will only be confirmed by the occurrence or non-occurrence of one or more future events not wholly within the control of the Company. Where it is not probable that an outflow of economic benefits will be required, or the amount cannot be estimated reliably, the obligation is disclosed as a contingent liability, unless the probability of outflow of economic benefits is remote.

# Notes to the Standalone Financial Statements

A contingent asset is not recognised but disclosed, when probable asset that arises from past events and whose existence will be confirmed only by the occurrence or non-occurrence of one or more uncertain future events not wholly within the control of the entity.

Provisions, contingent liabilities and contingent assets are reviewed at each balance sheet date.

## **xvii. Cash and cash equivalents**

Cash and cash equivalents include cash on hand, cheques on hand, balance with banks on current accounts and short term, highly liquid investments with an original maturity of three months or less and which are subject to an insignificant risk of changes in value.

## **xviii. Dividend payable**

Dividends and interim dividends payable to a Company's shareholders are recognized as changes in equity in the period in which they are approved by the shareholder's meeting and the Board of Directors respectively.

## **xix. Non-current assets (or disposal group) held for sale and discontinued operations:**

Non-current assets and disposal groups classified as held for sale are measured at the lower of their carrying value and fair value less costs to sell.

Assets and disposal groups are classified as held for sale if their carrying value will be recovered through a sale transaction rather than through continuing use. This condition is only met when the sale is highly probable and the asset, or disposal group, is available for immediate sale in its present condition and is marketed for sale at a price that is reasonable in relation to its current fair value.

Where a disposal group represents a separate major line of business or geographical area of operations, or is part of a single coordinated plan to dispose of a separate major line of business or geographical area of operations, then it is treated as a discontinued operation. The post-tax profit or loss of the discontinued operation together with the gain or loss recognised on its disposal are disclosed as a single amount in the statement of profit and loss, with all prior periods being presented on this basis.

## **xx. Equity Issue Expenses**

Expenses incurred on fund raising through issue of equity shares are accounted for as a deduction from equity (Net of tax benefits, if any) in the period in which these are incurred.

## **xxi. Financial instruments**

A financial instrument is any contract that gives rise to a financial asset of one entity and a financial liability or equity instrument of another entity.

### **A. Financial assets**

#### **Initial recognition and measurement**

All financial assets, except trade receivables are initially recognized at fair value. Trade receivables are initially measured at transaction price. Transaction costs that are directly attributable to the acquisition or issue of financial assets, which are not at fair value through profit or loss, are adjusted to the fair value of the financial assets, as appropriate, on initial recognition.

#### **Subsequent measurement**

For purposes of subsequent measurement, financial assets are classified in following categories:





# Notes to the Standalone Financial Statements

## a) **Financial assets carried at amortised cost**

A financial asset is measured at amortised cost if it is held within a business model whose objective is to hold the asset in order to collect contractual cash flows and the contractual terms of the financial assets give rise to cash flows on specified dates that are solely payments of principal and interest on the principal amount outstanding.

Amortised cost is determined using the Effective Interest Rate (EIR) method. Discount or premium on acquisition and fees or costs forms an integral part of the EIR.

## b) **Financial assets at fair value through other comprehensive income (FVTOCI)**

A financial asset is measured at FVTOCI if it is held within a business model whose objective is achieved by both collecting contractual cash flows and selling financial assets and the contractual terms of the financial asset give rise on specified dates to cash flows that are solely payments of principal and interest on the principal amount outstanding. Interest income for these financial assets is included in other income using the effective interest rate method.

## c) **Financial assets at fair value through profit or loss (FVTPL)**

FVTPL is a residual category for financial instruments. Any financial instrument, which does not meet the criteria for categorization as at amortized cost or as FVTOCI, is classified as at FVTPL.

In addition, the Company may elect to classify a financial instrument, which otherwise meets amortized cost or FVTOCI criteria, as at FVTPL. However, such election is allowed only if doing so reduces or eliminates a measurement or recognition inconsistency (referred to as 'accounting mismatch'). Financial instruments included within the FVTPL category are measured at fair value with all changes recognized in the profit and loss.

## d) **Equity investments**

All equity investments, except investments in subsidiaries are measured at fair value. Equity instruments which are held for trading are classified as at FVTPL. For all other equity instruments, the Company decides to classify the same either as at FVTOCI or FVTPL. The Company makes such election on an instrument-by-instrument basis. The classification is made on initial recognition and is irrevocable.

If the Company decides to classify an equity instrument as at FVTOCI, then all fair value changes on the instrument, excluding dividends, are recognized in the OCI. There is no recycling of the amounts from OCI to P&L, even on sale of investment. However, the Company may transfer the cumulative gain or loss within equity.

Equity instruments included within the FVTPL category are measured at fair value with all changes recognized in the profit and loss.

Equity investments in subsidiaries are carried at cost less impairment losses, if any, except for the equity investments in subsidiaries as at the transition date which are carried at deemed cost being fair value as at the date of transition.

### **Impairment of financial assets:**

The company assesses on a forward looking basis the expected credit losses associated with the assets carried at amortised cost and FVOCI debt instruments. The impairment methodology applied depends on whether there has been a significant increase in credit risk since initial recognition. If credit risk has not increased significantly, 12-month ECL is used to provide for impairment loss. However, if credit risk

# Notes to the Standalone Financial Statements

has increased significantly, lifetime ECL is used. If, in a subsequent period, credit quality of the instrument improves such that there is no longer a significant increase in credit risk since initial recognition, then the entity reverts to recognising impairment loss allowance based on 12-month ECL.

For trade receivables, the company applies the simplified approach permitted by Ind AS 109 "Financial Instruments" which requires expected lifetime losses to be recognised from initial recognition of receivables. The Company uses historical default rates to determine impairment loss on the portfolio of trade receivables. At every reporting date these historical default rates are reviewed and changes in the forward looking estimates are analysed

### **Derecognition of financial assets:**

The Company derecognizes a financial asset when, and only when the contractual rights to the cash flows from the financial asset expire or it transfers the financial asset and substantially all risks and rewards of ownership of the asset to another entity.

If the Company neither transfers nor retains substantially all the risks and rewards of ownership and continues to control the transferred asset, the Company recognises its retained interest in the assets and an associated liability for amounts it may have to pay.

## **B. Financial liabilities**

### **Initial recognition and measurement**

Financial liabilities are initially measured at fair value. Transaction costs that are directly attributable to the acquisition or issue of financial liabilities (other than financial liabilities at fair value through profit or loss) are added to or deducted from the fair value of the financial liabilities, as appropriate, on initial recognition.

### **Subsequent measurement**

Financial liabilities are carried at amortized cost using the effective interest method or at FVTPL.

After initial recognition, interest-bearing loans and borrowings are subsequently measured at amortised cost using the EIR method. Gains and losses are recognised in profit or loss when the liabilities are derecognised as well as through the EIR amortisation process.

Amortised cost is calculated by considering any discount or premium on acquisition and fees or costs that are an integral part of the EIR. The EIR amortisation is included as finance costs in the statement of profit and loss.

For trade and other payables maturing within one year from the balance sheet date, the carrying amounts approximate fair value due to the short maturity of these instruments.

### **Derecognition of financial liabilities:**

A financial liability (or a part of a financial liability) is derecognized from the Company's Balance Sheet when, and only when the obligation specified in the contract is discharged or cancelled or expires.

## **C. Offsetting of financial instruments**

Financial assets and financial liabilities including derivative instruments are offset and the net amount is reported in the balance sheet if there is a currently enforceable legal right to offset the recognised amounts and there is an intention to settle on a net basis, to realise the assets and settle the liabilities simultaneously.



# Notes to the Standalone Financial Statements

## xxii. Derivative Financial Instruments and Hedge Accounting

The Company uses various derivative financial instruments to mitigate the risk of changes in interest rates, exchange rates and commodity prices. Such derivative financial instruments are initially recognised at fair value on the date on which a derivative contract is entered into and are also subsequently measured at fair value. Derivatives are carried as Financial Assets when the fair value is positive and as Financial Liabilities when the fair value is negative.

Any gains or losses arising from changes in the fair value of derivatives are taken directly to Statement of Profit and Loss, except for the effective portion of cash flow hedge which is recognised in Other Comprehensive Income and later to Statement of Profit and Loss when the hedged item affects profit or loss or is treated as basis adjustment if a hedged forecast transaction subsequently results in the recognition of a Non-Financial Assets or Non-Financial liability.

Hedges that meet the criteria for hedge accounting are accounted for as follows:

- A. Cash Flow Hedge:** The Company designates derivative contracts or non-derivative Financial Assets / Liabilities as hedging instruments to mitigate the risk of movement in interest rates and foreign exchange rates for foreign exchange exposure on highly probable future cash flows attributable to a recognised asset or liability or forecast cash transactions. When a derivative is designated as a cash flow hedging instrument, the effective portion of changes in the fair value of the derivative is recognized in the cash flow hedging reserve being part of Other Comprehensive Income. Any ineffective portion of changes in the fair value of the derivative is recognized immediately in the Statement of Profit and Loss. If the hedging relationship no longer meets the criteria for hedge accounting, then hedge accounting is discontinued prospectively. If the hedging instrument expires or is sold, terminated or exercised, the cumulative gain or loss on the hedging instrument recognized in cash flow hedging reserve till the period the hedge was effective remains in cash flow hedging reserve until the underlying transaction occurs. The cumulative gain or loss previously recognized in the cash flow hedging reserve is transferred to the Statement of Profit and Loss upon the occurrence of the underlying transaction. If the forecasted transaction is no longer expected to occur, then the amount accumulated in cash flow hedging reserve is reclassified in the Statement of Profit and Loss.
- B. Fair Value Hedge:** The Company designates derivative contracts or non-derivative Financial Assets / Liabilities as hedging instruments to mitigate the risk of change in fair value of hedged item due to movement in interest rates, foreign exchange rates and commodity prices. Changes in the fair value of hedging instruments and hedged items that are designated and qualify as fair value hedges are recorded in the Statement of Profit and Loss. If the hedging relationship no longer meets the criteria for hedge accounting, the adjustment to the carrying amount of a hedged item for which the effective interest method is used for amortising to Statement of Profit and Loss over the period of maturity.

## xxxiii. Fair value measurement

The Company measures financial instruments at fair value at each balance sheet date.

Fair value is the price that would be received to sell an asset or paid to transfer a liability in an orderly transaction between market participants at the measurement date. The fair value measurement is based on the presumption that the transaction to sell the asset or transfer the liability takes place either:

- In the principal market for the asset or liability or
- In the absence of a principal market, in the most advantageous market for the asset or liability

A fair value measurement of a non-financial asset takes into account a market participant's ability to generate economic benefits by using the asset in its highest and best use or by selling it to another market participant that would use the asset in its highest and best use.

# Notes to the Standalone Financial Statements

The Entity uses valuation techniques that are appropriate in the circumstances and for which sufficient data are available to measure fair value, maximizing the use of relevant observable inputs and minimizing the use of unobservable inputs.

All assets and liabilities for which fair value is measured or disclosed in the financial statements are categorized within the fair value hierarchy, described as follows, based on the lowest level input that is significant to the fair value measurement as a whole:

Level 1: Quoted (unadjusted) market prices in active markets for identical assets or liabilities

Level 2: Valuation techniques for which the lowest level input that is significant to the fair value measurement is directly or indirectly observable

Level 3: Valuation techniques for which the lowest level input that is significant to the fair value measurement is unobservable

For the purpose of fair value disclosures, the Company has determined classes of assets & liabilities on the basis of the nature, characteristics and the risks of the asset or liability and the level of the fair value hierarchy as explained above.

## xxiv. Employees benefits

### a. Short-term obligations

Short-term obligations for wages and salaries, including nonmonetary benefits that are expected to be settled wholly within twelve months after the end of the period in which the employees render the related service up to the end of the reporting period are recognised and measured at the undiscounted amounts expected to be paid when the liabilities are settled.

### b. Post-employment obligations

#### i. Defined contribution plans

The eligible employees of the Company are entitled to receive benefits in respect of provident fund, a defined contribution plan, in which both employees and the Company make contribution at a specified percentage of the covered employee's salary. The contributions, as specified under Defined Contribution Plan to Regional Provident Fund Commissioner and the Central Provident Fund recognised as expense during the period in the statement of profit and loss.

#### ii. Defined benefit plans

The Company provides for gratuity, a defined benefit retirement plan ('the Gratuity Plan') covering eligible employees of the company. The Gratuity Plan provides a lumpsum payment to vested employees at retirement, death, or termination of employment, of an amount based on the respective employee's salary and the tenure of employment with the company.

The cost of providing benefits is determined using the Projected Unit Credit Method, with actuarial valuation being carried out at each balance sheet date.

The net interest cost is calculated by applying the discount rate to the net balance of the defined benefit obligation and is included in finance cost expenses in the Statement of Profit and Loss.

The service cost on the net defined benefit liability/(asset) is included in employees benefits expenses in the statement of profit and loss.



# Notes to the Standalone Financial Statements

Past service cost is recognised as an expense when the plan amendment or curtailment occurs or when any related restructuring costs or termination benefits are recognised, whichever is earlier.

Re-measurement gain and loss arising from experience adjustments and change actuarial assumptions are recognised in the period in which they occur, directly in other comprehensive income. Re-measurements are not classified to the Statement of Profit and Loss in subsequent periods.

## c. Compensated absences

The employees of the Company are entitled to compensated absences which are both accumulating and non-accumulating in nature. The cost of accumulating compensated absences which are expected to be carried forward beyond twelve months from the reporting date are treated as long term benefits for measurement purposes and are provided for based on actuarial valuation using projected unit credit method for the unused entitlement.

The benefits are discounted using the market yields as at the end of the balance sheet date that has terms approximating to the terms of the related obligation and accounted for on the same principles as followed in the case of gratuity plan as stated hereinabove.

## d. Voluntary retirement scheme

Compensation to employees who have opted for retirement under the "Voluntary Retirement scheme" is charged to the profit and loss account in the year of retirement.

## xxv. Operating segments

The Company's operating segments are established on the basis of those components of the Company that are evaluated regularly by the Board of Directors (the 'Chief Operating Decision Maker' as defined in Ind AS 108 - 'Operating Segments'), in deciding how to allocate resources and in assessing performance. These have been identified taking into account nature of products and services, the differing risks and returns and the internal business reporting systems.

Revenue and Expenses have been identified to a segment on the basis of relationship to operating activities of the segment. Revenue and Expenses which relate to enterprise as a whole and are not allocable to a segment on reasonable basis have been disclosed as "Un-allocable".

Segment Assets and Segment Liabilities represent Assets and Liabilities in respective segments. Assets and liabilities that cannot be allocated to a segment on reasonable basis have been disclosed as "Un-allocable".

## xxvi. Cash flow statement

Cash flows are stated using the indirect method, whereby profit/loss before tax is adjusted for the effects of transactions of a non-cash nature, any deferrals or accruals of past or future operating cash receipts or payments and items of incomes and expenses associated with investing or financing flows. The cash flows from operating, investing and financing activities of the Company are segregated.

## xxvii. Earnings per share

Basic earnings per share are calculated by dividing the profit/(loss) for the year (before other comprehensive income), attributable to the equity shareholders, by the weighted average number of equity shares outstanding during the year.

Diluted earnings per share are calculated by dividing the profit/(loss) for the year (before other comprehensive income), adjusting the after tax effect of interest and other financing costs associated with dilutive potential equity shares, attributable to the equity shareholders, by the weighted average number of equity shares considered for deriving basic earnings per share and also the weighted average number of equity shares which could be issued on the conversion of all dilutive potential equity shares.



# Notes to the Standalone Financial Statements

## 3 USE OF ESTIMATES AND MANAGEMENT JUDGEMENTS

The preparation of financial statements in conformity with Indian Accounting Standards (Ind AS) requires management of the company to make judgements estimates and assumptions that affect the reported amount of revenues, expenses, assets, liabilities and related disclosures concerning the items involved as well as contingent assets and liabilities at the balance sheet date.

The estimates and management's judgements are based on previous experience and other factors considered reasonable and prudent in the circumstances. Actual results may differ from these estimates.

Estimates and underlying assumptions are reviewed on an ongoing basis. Revisions to accounting estimates are recognised in the period in which the estimates are revised and in any future periods affected

The areas involving critical judgement are as follows:

### i. Useful lives of Property, plant and equipment / intangible assets

Property, plant and equipment / intangible assets are depreciated / amortised over their estimated useful lives, after taking into account estimated residual value. Management reviews the estimated useful lives and residual values of the assets annually in order to determine the amount of depreciation / amortisation to be recorded during any reporting period. The useful lives and residual values are based on the Company's historical experience with similar assets and take into account anticipated technological changes. The depreciation / amortisation for future periods is revised if there are significant changes from previous estimates.

### ii. Provisions and contingencies

The assessments undertaken in recognizing provisions and contingencies have been made in accordance with Ind AS 37, 'Provisions, Contingent Liabilities and Contingent Assets'. The evaluation of the likelihood of the contingent events has required best judgement by management regarding the probability of exposure to potential loss. The timing of recognition and quantification of the liability requires the application of judgement to existing facts and circumstances, which can be subject to change.

### iii. Post-employment benefit plans

Employee benefit obligations are measured on the basis of actuarial assumptions which include mortality and withdrawal rates as well as assumptions concerning future developments in discount rates, the rate of salary increases and the inflation rate. The Company considers that the assumptions used to measure its obligations are appropriate and documented. However, any changes in these assumptions may have a material impact on the resulting calculations.

### iv. Provision for income taxes and deferred tax assets

The Company's tax jurisdiction is India. Significant judgements are involved in estimating budgeted profits for the purpose of paying advance tax, determining the provision for income taxes, including amount expected to be paid/ recovered for uncertain tax positions

Deferred tax assets are recognised for unused tax losses and unused tax credit to the extent that it is probable that taxable profit would be available against which the losses could be utilised. Significant management judgement is required to determine the amount of deferred tax assets that can be recognised, based upon the likely timing and the level of future taxable profits together with future tax planning strategies.

### v. Impairment of investments in subsidiary

The Company reviews its carrying value of investments carried at cost (net of impairment, if any) annually, or more frequently when there is indication for impairment. If the recoverable amount is less than its carrying amount, the impairment loss is accounted for in the statement of profit and loss.



# Notes to the Standalone Financial Statements

## vi. Leases

The Company evaluates if an arrangement qualifies to be a lease as per the requirements of Ind AS 116. Identification of a lease requires significant judgement. The Company uses significant judgement in assessing the lease term (including anticipated renewals) and the applicable discount rate.

The Company determines the lease term as the non-cancellable period of a lease, together with both periods covered by an option to extend the lease if the Company is reasonably certain to exercise that option; and periods covered by an option to terminate the lease if the Company is reasonably certain not to exercise that option. In assessing whether the Company is reasonably certain to exercise an option to extend a lease, or not to exercise an option to terminate a lease, it considers all relevant facts and circumstances that create an economic incentive for the Company to exercise the option to extend the lease, or not to exercise the option to terminate the lease. The Company revises the lease term if there is a change in the non-cancellable period of a lease.

The discount rate is generally based on the incremental borrowing rate specific to the lease being evaluated or for a portfolio of leases with similar characteristics.

## vii. Fair value measurement of financial instruments

When the fair value of financial assets and financial liabilities recorded in the balance sheet cannot be measured based on quoted price in markets, then fair value is measured using valuation techniques including the Discounted Cash Flow model. The inputs to these models are taken from observable markets where possible, but where this is not feasible, a degree of judgement is required in establishing fair values. Judgements include considerations of inputs such as liquidity risk, credit risk and volatility. Changes in assumptions about these factors could affect the reported fair value of financial instruments.

# Notes to the Standalone Financial Statements

## NON-CURRENT ASSETS

### NOTE 4: PROPERTY, PLANT AND EQUIPMENT

(₹ in Crore)

Particulars	Land	Building	Plant & Computers Machinery	Vehicles	Furniture and fixtures	Office equipment	Weighbridge	Electrical Appliances	Farm Equipments	Total	
<b>Gross block</b>											
<b>Gross carrying amount as at April 1, 2021*</b>	150.89	87.71	818.46	4.44	7.79	3.51	1.18	4.89	2.68	0.03	1,081.58
Addition during the year	-	3.14	101.98	0.83	1.71	0.15	0.08	0.17	0.48	-	108.54
Disposals/deductions during the year	(0.11)	(0.40)	(55.59)	(0.64)	(0.47)	(0.06)	(0.12)	-	(0.03)	-	(57.42)
<b>Gross carrying amount as at March 31, 2022</b>	<b>150.78</b>	<b>90.45</b>	<b>864.85</b>	<b>4.63</b>	<b>9.03</b>	<b>3.60</b>	<b>1.14</b>	<b>5.06</b>	<b>3.13</b>	<b>0.03</b>	<b>1,132.70</b>
<b>Gross carrying amount as at April 1, 2022</b>	150.78	90.45	864.85	4.63	9.03	3.60	1.14	5.06	3.13	0.03	1,132.70
Addition during the year	0.91	17.06	232.96	1.21	3.94	0.37	0.55	1.12	0.67	-	258.79
Disposals/deductions during the year	-	-	(7.71)	-	(0.47)	(0.18)	(0.05)	-	(0.34)	-	(8.75)
<b>Gross carrying amount as at March 31, 2023</b>	<b>151.69</b>	<b>107.51</b>	<b>1,090.10</b>	<b>5.84</b>	<b>12.50</b>	<b>3.79</b>	<b>1.64</b>	<b>6.18</b>	<b>3.46</b>	<b>0.03</b>	<b>1,382.74</b>

### Accumulated Depreciation

(₹ in Crore)

Particulars	Land	Building	Plant & Computers Machinery	Vehicles	Furniture and fixtures	Office equipment	Weighbridge	Electrical Appliances	Farm Equipments	Total	
<b>Balance as April 1, 2021</b>	-	36.80	408.13	3.77	3.68	3.04	0.98	3.59	1.86	0.01	461.86
Charges for the year	-	3.45	23.51	0.32	0.80	0.06	0.05	0.12	0.14	-	28.45
Disposal/Deductions during the year	-	(0.34)	(39.14)	(0.60)	(0.28)	(0.06)	(0.11)	-	(0.02)	-	(40.55)
<b>Balance as at March 31, 2022</b>	<b>-</b>	<b>39.91</b>	<b>392.50</b>	<b>3.49</b>	<b>4.20</b>	<b>3.04</b>	<b>0.92</b>	<b>3.71</b>	<b>1.98</b>	<b>0.01</b>	<b>449.76</b>
<b>Balance as April 1, 2022</b>	-	39.91	392.50	3.49	4.20	3.04	0.92	3.71	1.98	0.01	449.76
Charges for the year	-	4.05	30.79	0.57	1.21	0.08	0.10	0.12	0.19	-	37.11
Disposal/Deductions during the year	-	-	(5.29)	-	(0.43)	(0.18)	(0.05)	-	(0.32)	-	(6.27)
<b>Balance as at March 31, 2023</b>	<b>-</b>	<b>43.96</b>	<b>418.00</b>	<b>4.06</b>	<b>4.98</b>	<b>2.94</b>	<b>0.97</b>	<b>3.83</b>	<b>1.85</b>	<b>0.01</b>	<b>480.60</b>
<b>Net Carrying Amount</b>											
<b>As at March 31, 2022</b>	<b>150.78</b>	<b>50.54</b>	<b>472.35</b>	<b>1.14</b>	<b>4.83</b>	<b>0.56</b>	<b>0.22</b>	<b>1.35</b>	<b>1.15</b>	<b>0.02</b>	<b>682.94</b>
<b>As at March 31, 2023</b>	<b>151.69</b>	<b>63.55</b>	<b>672.10</b>	<b>1.78</b>	<b>7.52</b>	<b>0.85</b>	<b>0.67</b>	<b>2.35</b>	<b>1.61</b>	<b>0.02</b>	<b>902.14</b>

\* Transferred pursuant to Scheme of Arrangement

#### Note 4.1 Disclosures

- Refer to Note 51 for information on Property, Plant & Equipment hypothecated as security by the Company.
- Refer Note 41 for disclosure of contractual commitments for the acquisition of Property, Plant and Equipment.
- The immovable properties acquired under the Scheme of Arrangement, which became effective on May 3, 2022, have been vested with the Company from appointed date April 1, 2021. The Order passed by Allahabad Bench of NCLT, approving the Scheme of Arrangement has been registered with the sub-registrar, Sambhal (Uttar Pradesh) on September 09, 2022 resulting in registration of title of all the immovable properties mentioned in the Scheme of Arrangement in the name of the Company. However, the mutation of certain properties for getting the name of Company recorded as owner in the records of local authorities are under progress at the year end.
- There are no proceedings against the company that have been initiated or pending against them for holding any benami property under the Benami Transactions (Prohibition) Act, 1988 (45 of 1988) and the rules made thereunder.



# Notes to the Standalone Financial Statements

## NOTE 5: RIGHT-OF-USE ASSETS

(₹ in Crore)

Particulars	As at	As at
	March 31, 2023	March 31, 2022
	<b>Premises</b>	
<b>Gross Carrying Cost</b>		
<b>Opening Balance</b>	11.70	11.70
Additions during the year	3.91	-
Disposals/deductions during the year	-	-
<b>Gross carrying amount</b>	<b>15.61</b>	<b>11.70</b>
<b>Depreciation</b>		
<b>Opening Balance</b>	5.27	2.93
Charges for the year	3.21	2.34
Disposals/deductions during the year	-	-
<b>Closing Balance</b>	<b>8.48</b>	<b>5.27</b>
<b>Net Carrying Amount</b>	<b>7.13</b>	<b>6.43</b>

**Note:** Lease rights of the above premises have been vested with the Company under the Scheme of Arrangement approved by Allahabad bench of NCLT. The respective lease agreements are continuing to be in the name of Demerged Company as the period of leases is yet to be expired. After the expiry of existing lease agreements, the new agreements will be executed in the name of the Company.

## NOTE 6: CAPITAL WORK-IN-PROGRESS

(₹ in Crore)

Particulars		As at	As at
		March 31, 2023	March 31, 2022
<b>Opening balance</b>			
Plant and equipment/Civil Work-in-progress	(A)	78.30	6.99
<b>Add: Additions during the year</b>	(B)	186.69	169.58
<b>Preoperative Expenses/Trial run expenses</b>			
Trial Run Expenses (Net of Trial run income)*		13.41	
Finance Cost#		5.40	1.57
<b>Total</b>	(C)	<b>18.81</b>	<b>1.57</b>
<b>Total CWIP during the year</b>	D=(A+B+C)	<b>283.80</b>	<b>178.14</b>
Capitalized during the year	(E)	247.63	99.84
<b>Closing Balance</b>	F=(D-E)	<b>36.17</b>	<b>78.30</b>

#The finance costs on specific borrowings capitalized during the year amounted to ₹ 5.40 Crore (P.Y. ₹ 1.57 Crore) using the capitalization rate of 8.05% (P.Y. 3.98 %) per annum which is the effective interest rate of the specific borrowings. Further, the Company has not capitalized any borrowing costs on its general borrowings.

\*Refer note no. 35 for Pre-operative and trial run expenses capitalised

# Notes to the Standalone Financial Statements

## NOTE 6.1: CAPITAL WORK-IN-PROGRESS AGEING SCHEDULE

CWIP ageing schedule as at March 31, 2023

(₹ in Crore)

Particulars	Amount in CWIP for a period of				Total
	Less than 1 year	1- 2 years	2-3 years	More than 3 years	
Projects in progress	35.25	0.92	-	-	36.17
Projects temporarily suspended#			Nil		

CWIP ageing schedule as at March 31, 2022

(₹ in Crore)

Particulars	Amount in CWIP for a period of				Total
	Less than 1 year	1- 2 years	2-3 years	More than 3 years	
Projects in progress	78.30	-	-	-	78.30
Projects temporarily suspended#			Nil		

#No Projects have been temporarily suspended.

## NOTE 6.2:

There is no project in progress as at March 31,2023 and March 31, 2022 whose completion is overdue nor the cost of any project has exceeded the amount compared to its original plan.

## NOTE 7: FINANCIAL ASSETS - NON-CURRENT INVESTMENTS

(₹ in Crore)

Particulars	As at March 31, 2023	As at March 31, 2022
<b>Equity Investments</b>		
<b>Investment in Wholly Owned Subsidiary Company (Unquoted)</b>		
<i>(Carried at deemed cost/Cost)</i>		
Dhampur International Pte Ltd.	53.59	36.93
80,10,000 (PY:60,10,000) equity shares of Par value		
10,000 equity shares of SGD 1 per share		
80,00,000 equity shares of USD 1 per share		
Less :- Provision for Impairment	(26.38)	(30.31)
<b>Total</b>	<b>27.21</b>	<b>6.62</b>

## NOTE 7.1: DISCLOSURE FOR MEASUREMENT OF INVESTMENTS

(₹ in Crore)

Particulars	As at March 31, 2023	As at March 31, 2022
Investment carried at deemed cost/Cost	27.21	6.62
Investment carried at fair value through FVTPL	-	-
Investment carried at fair value through OCI	-	-





# Notes to the Standalone Financial Statements

## NOTE 7.2: CATEGORY WISE INVESTMENTS

(₹ in Crore)

Particulars	As at	As at
	March 31, 2023	March 31, 2022
Aggregate amount of quoted investments and market value	-	-
Aggregate amount of unquoted investments	53.59	36.93
Aggregate amount of provision for impairment in value of Investments	26.38	30.31

## NOTE 8: FINANCIAL ASSETS - OTHERS

(₹ in Crore)

Particulars	As at	As at
	March 31, 2023	March 31, 2022
<b>(Unsecured and considered good, unless otherwise stated)</b>		
<b>(i) Non- Current</b>		
<b>Security deposits</b>		
- to related parties#	1.03	1.14
- to others	1.14	0.58
Interest Receivable on FDR	0.04	-
<b>Total</b>	<b>2.21</b>	<b>1.72</b>
<b>(ii) Current</b>		
Interest Receivable	0.23	0.08
Security deposits	0.25	-
<b>Total</b>	<b>0.48</b>	<b>0.08</b>

#Security deposits primarily includes deposits given towards rented premises.

## NOTE 9: TAX ASSETS

(₹ in Crore)

Particulars	As at	As at
	March 31, 2023	March 31, 2022
<b>Non-Current</b>		
Income Tax	0.40	-
<b>Total</b>	<b>0.40</b>	<b>-</b>

## NOTE 10: OTHER ASSETS

(₹ in Crore)

Particulars	As at	As at
	March 31, 2023	March 31, 2022
<b>(Unsecured and considered good, unless otherwise stated)</b>		
<b>(i) Non-Current</b>		
Capital Advance	3.01	7.95
Statutory Dues Paid under Protest	0.57	0.52
CSR Expenses paid in advance	0.61	-
Prepaid Expenses	0.31	-
<b>Total</b>	<b>4.50</b>	<b>8.47</b>

# Notes to the Standalone Financial Statements

(₹ in Crore)

Particulars	As at March 31, 2023	As at March 31, 2022
<b>(ii) Current</b>		
Advance to Suppliers	10.27	19.77
Advances to employees	0.19	0.05
Balance with Revenue authorities	12.15	3.44
Prepaid Expenses	3.65	3.42
CSR Expenses paid in advance	1.78	-
Government Grants	4.89	2.15
Insurance claim Receivable	9.01	0.23
Other Assets	1.29	0.89
<b>Total</b>	<b>43.23</b>	<b>29.95</b>

## NOTE 11: INVENTORIES

(₹ in Crore)

Particulars	As at March 31, 2023	As at March 31, 2022
<i>(refer note no.2(viii) for Mode of Valuation)</i>		
Raw materials	0.80	1.02
Work-in-Progress	25.69	20.46
Finished goods (including By-Product)	767.91	1,017.30
Stock in Trade	0.21	-
Stores & Spare parts	24.63	17.81
Loose Tools	0.05	0.05
<b>Total</b>	<b>819.29</b>	<b>1,056.64</b>

(₹ in Crore)

Particulars	As at March 31, 2023	As at March 31, 2022
<b>Note:</b>		
Inventory pledged/ hypoticated to banks for securing working capital facilities	819.29	1,056.64
Amount of write down of inventories recognized as expenses	-	-

## NOTE 12: TRADE RECEIVABLES

(₹ in Crore)

Particulars	As at March 31, 2023	As at March 31, 2022
Trade receivable Considered good - Secured	-	-
Trade receivable Considered good - Unsecured (Includes Unbilled Revenue ₹ 6.87 Crore (P.Y. ₹ 10.97 Crore))#	134.08	108.04
Trade receivable which have Significant increase in Credit Risk	-	-
Trade receivable - Credit Impaired	-	-
	<b>134.08</b>	<b>108.04</b>
Less: Allowance for expected credit losses	0.86	0.06
<b>Total</b>	<b>133.22</b>	<b>107.98</b>



# Notes to the Standalone Financial Statements

## NOTE 12.1: TRADE RECEIVABLES AGEING

### Trade Receivables Ageing Schedule as at March 31, 2023

(₹ in Crore)

Particulars	Outstanding for following Periods from due date of payments						Total
	Not Due	Less than 6 Month	6 months to 1 year	1-2 Years	2-3 years	More than 3 years	
Undisputed Trade Receivables considered good	38.20	87.13	1.31	0.57	-	-	127.21
Undisputed Trade Receivables- which have significant increase in credit risk	-	-	-	-	-	-	-
Undisputed Trade Receivables credit impaired	-	-	-	-	-	-	-
Disputed Trade Receivables considered good	-	-	-	-	-	-	-
Disputed Trade Receivables – which have significant increase in credit risk	-	-	-	-	-	-	-
Disputed Trade Receivables – credit impaired	-	-	-	-	-	-	-
Unbilled Revenue	6.87	-	-	-	-	-	6.87
<b>Sub Total</b>	<b>45.07</b>	<b>87.13</b>	<b>1.31</b>	<b>0.57</b>	<b>-</b>	<b>-</b>	<b>134.08</b>
Less: Allowance for expected credit losses							0.86
<b>Total</b>	<b>45.07</b>	<b>87.13</b>	<b>1.31</b>	<b>0.57</b>	<b>-</b>	<b>-</b>	<b>133.22</b>

### Trade Receivable Ageing Schedule as at March 31, 2022

(₹ in Crore)

Particulars	Outstanding for following Periods from due date of payments						Total
	Not Due	Less than 6 Month	6 months to 1 year	1-2 Years	2-3 years	More than 3 years	
Undisputed Trade Receivables considered good	34.71	61.17	1.19	-	-	-	97.07
Undisputed Trade Receivables- which have significant increase in credit risk	-	-	-	-	-	-	-
Undisputed Trade Receivables credit impaired	-	-	-	-	-	-	-
Disputed Trade Receivables considered good	-	-	-	-	-	-	-
Disputed Trade Receivables – which have significant increase in credit risk	-	-	-	-	-	-	-
Disputed Trade Receivables – credit impaired	-	-	-	-	-	-	-
Unbilled Revenue	10.97	-	-	-	-	-	10.97
<b>Sub Total</b>	<b>45.68</b>	<b>61.17</b>	<b>1.19</b>	<b>-</b>	<b>-</b>	<b>-</b>	<b>108.04</b>
Less: Allowance for expected credit losses							0.06
<b>Total</b>	<b>45.68</b>	<b>61.17</b>	<b>1.19</b>	<b>-</b>	<b>-</b>	<b>-</b>	<b>107.98</b>

## Notes to the Standalone Financial Statements

### NOTE 12.2 : OTHER DISCLOSURES:

- There are no outstanding receivables due from directors or other officers of the Company and firms and companies in which any director is a partner or a director or a member.
- Refer Note 53 for information about credit risk and market risk on receivables.
- Refer Note 51 for information on trade receivable hypothecated as security by the Company.

### NOTE 13: CASH AND CASH EQUIVALENTS

(₹ in Crore)

Particulars	As at	As at
	March 31, 2023	March 31, 2022
(i) Cash in hand	0.45	0.50
(ii) Cheque in Hand	-	15.58
(iii) Fixed Deposit (Original maturity less than 3 Months)	97.00	-
(iv) Balances with banks:		
- On Current Account	0.96	2.47
<b>Total</b>	<b>98.41</b>	<b>18.55</b>

### NOTE 14: BANK BALANCES OTHER THAN CASH AND CASH EQUIVALENTS

(₹ in Crore)

Particulars	As at	As at
	March 31, 2023	March 31, 2022
Deposits held as security or margin against guarantees	2.60	1.31
Deposits earmarked for Molasses Storage Fund	0.81	0.72
<b>Total</b>	<b>3.41</b>	<b>2.03</b>

### NOTE 15: SHARE CAPITAL

Particulars	No. of	₹ in Crore
	Shares	
<b>a. Authorised Share Capital</b>		
Equity Shares of ₹ 10/- each		
<b>As at April 1, 2021</b>	91600000	91.60
Changes During the year	-	-
<b>As at March 31, 2022</b>	<b>91600000</b>	<b>91.60</b>
Changes During the year	-	-
<b>As at March 31, 2023</b>	<b>91600000</b>	<b>91.60</b>

Particulars	No. of	₹ in Crore
	Shares	
<b>b. Issued, subscribed &amp; fully paid up/Share Capital Suspense Account:</b>		
Equity Shares		
<b>As at April 1, 2021</b>	66387590	66.39
Changes during the year	-	-
<b>As at March 31, 2022</b>	<b>66387590</b>	<b>66.39</b>
Changes during the year	-	-
<b>As at March 31, 2023</b>	<b>66387590</b>	<b>66.39</b>



# Notes to the Standalone Financial Statements

## c. Terms and rights attached to Equity Shares

The Company has a single class of equity shares having face value of ₹ 10 per share. Accordingly, all equity shares rank equally with regard to dividends and share in the Company's residual assets. The voting rights of an equity shareholder are in proportion to its share of the paid-up equity capital of the Company. Voting rights cannot be exercised in respect of share on which any call or other sums presently payable have not been paid.

The company declares and pays dividend in Indian rupees. The holders of the equity shares are entitled to receive dividends as declared from time to time. In the event of liquidation of the Company, the holders of equity shares will be entitled to receive any of the remaining assets of the Company after distribution of all preferential amounts. The distribution will be in proportion to the number of equity shares held by the shareholders.

## d. Dividend

The Board of Directors of the company proposed final dividend of ₹ 3.50 per equity share (35%) in its meeting dated April 25, 2023.

## e. Allotment of Shares

On May 23, 2022, the Company has allotted 6,63,87,590 Equity Shares of ₹ 10/- to the shareholders of Dhampur Sugar Mills Limited, (DSML), the demerged company as per the Scheme of Arrangement approved by Allahabad bench of NCLT and also cancelled the existing entire paid up equity shares of ₹ 100,000/- being divided into 10,000 equity share of ₹ 10 each held by DSML. Accordingly the following details of promoter's shareholdings and details of shareholders holding more than 5% of the Equity shares are being discharged based on the shares allotted, as at May 23, 2022 and not based on the shareholdings as at March 31, 2022.

## f. Shareholders holding more than 5% of the Equity shares

Name of Equity Shareholders	As at March 31, 2023		As at May 23, 2022	
	No. of Shares	% Holding	No. of Shares	% Holding
<b>Equity shares of ₹ 10 each fully paid-up</b>				
Goel Investments Limited	-	0.00%	10655515	16.05%
Shudh Edible Products Private Limited	11118180	16.75%	4299680	6.48%
Sonitron Limited	11346231	17.09%	4940716	7.44%
Gautam Goel	4242339	6.39%	4242339	6.39%
Anil Kumar Goel	6000000	9.04%	6000000	9.04%
Deepa Goel	6118991	9.22%	2341936	3.53%

## g. Shareholding of Promoters

Promoter Name	As at March 31, 2023		As at May 23, 2022		Changes during the year
	No. of Shares	% of total shares	No. of Shares	% of total shares	
Vijay Kumar Goel	349116	0.53%	349116	0.53%	-
Ashok Kumar Goel	-	0.00%	55384	0.08%	(100.00%)
Gautam Goel	4242339	6.39%	4242339	6.39%	-
Gaurav Goel	-	0.00%	2016904	3.04%	(100.00%)
Deepa Goel	6118991	9.22%	2341936	3.53%	161.28%
Bindu Vashist Goel	76350	0.12%	76350	0.12%	-
Ishira Goel	-	0.00%	105525	0.16%	(100.00%)
Vinita Goel	-	0.00%	25050	0.04%	(100.00%)



## Notes to the Standalone Financial Statements

Promoter Name	As at March 31, 2023		As at May 23, 2022		Changes during the year
	No. of Shares	% of total shares	No. of Shares	% of total shares	
Shefali Poddar	31760	0.05%	31760	0.05%	-
Ritu Sanghi	7500	0.01%	7500	0.01%	-
Aparna Jalan	46100	0.07%	46100	0.07%	-
Asha Kumari Swaroop	4	0.00%	4	0.00%	-
Goel Investments Limited	-	0.00%	10655515	16.05%	(100.00%)
Saraswati Properties Limited	-	0.00%	3266758	4.92%	(100.00%)
Shudh Edible Products Private Limited	11118180	16.75%	4299680	6.48%	158.58%
Sonitron Limited	11346231	17.09%	4940716	7.44%	129.65%
Ujjwal Rural Services Limited	-	0.00%	125000	0.19%	(100.00%)

### h. Aggregate number and class of shares bought back:

The Company has not bought back shares in the last five years immediately preceding the balance sheet date.

- i. No equity shares were allotted as fully paid up by way of bonus shares during the last five years as at the date of balance sheet. However 6,63,87,590 Equity shares have been allotted on May 23, 2022 in terms of Scheme of Arrangement without payment received in cash.

## NOTE 16: OTHER EQUITY

### A. Reserve and Surplus

#### (i) Capital Reserve

(₹ in Crore)

Particulars	As at	As at
	March 31, 2023	March 31, 2022
<b>Opening Balance</b>	<b>714.56</b>	<b>714.56</b>
Add: Addition during the year	-	-
Less: Utilised during the year	-	-
<b>Closing Balance</b>	<b>714.56</b>	<b>714.56</b>

#### (ii) Storage fund/reserve for molasses

(₹ in Crore)

Particulars	As at	As at
	March 31, 2023	March 31, 2022
<b>Opening Balance</b>	<b>0.35</b>	<b>-</b>
Add: Transferred from retained earnings	-	0.17
Add: Molasses fund created during the year	0.26	0.18
<b>Closing Balance</b>	<b>0.61</b>	<b>0.35</b>



# Notes to the Standalone Financial Statements

## (iii) Retained Earnings

(₹ in Crore)

Particulars	As at	As at
	March 31, 2023	March 31, 2022
<b>Opening Balance</b>	<b>103.87</b>	<b>(0.01)</b>
Add: Net Profit for the year	112.02	104.05
Less: Transfer to Molasses Storage Reserve fund	-	0.17
<b>Closing Balance</b>	<b>215.89</b>	<b>103.87</b>

## B. Other Comprehensive Income

### (i) Remeasurement of post employment benefit obligation

(₹ in Crore)

Particulars	As at	As at
	March 31, 2023	March 31, 2022
<b>Opening Balance</b>	<b>0.09</b>	-
Add: Addition during the year	(1.83)	0.09
Less: Utilised during the year	-	-
<b>Closing Balance</b>	<b>(1.74)</b>	0.09
<b>Total Other Equity</b>	<b>(A+B) 929.32</b>	<b>818.87</b>

## NOTE 16.1 : NATURE AND PURPOSE OF RESERVES

### (i) Capital Reserve

Capital reserve was created on transfer of demerged undertakings to the Company under the Scheme of Demerger and represent the excess of book value of assets transferred over the book value of liability assumed and amount of share capital issued.

### (ii) Storage fund/reserve for molasses

The storage fund for molasses has been created to meet the cost of construction and maintenance of molasses storage tank as required under Uttar Pradesh Sheera Niyantaran (Sansodhan) Adesh, 1974.

### (iii) Retained Earnings

Retained earnings represents the undistributed profit / amount of accumulated earnings of the Company

### (iv) Other Comprehensive Income

Other comprehensive income (OCI) represents the balance in equity relating to re-measurement gain/(loss) of defined benefit obligation.

## NOTE 17: FINANCIAL LIABILITIES - BORROWINGS

(₹ in Crore)

Particulars	As at	As at
	March 31, 2023	March 31, 2022
<b>(i) Non-Current</b>		
<b>Secured Term Loans</b>		
Rupee Loan From banks *	169.11	109.63
Less: Ind AS Adjustment	0.40	1.14
<b>Total</b>	<b>168.71</b>	<b>108.49</b>

# Notes to the Standalone Financial Statements

(₹ in Crore)

Particulars	As at	
	March 31, 2023	March 31, 2022
<b>(ii) Current</b>		
<b>Secured</b>		
<i>Loan Payable on demands</i>		
- Working Capital Loans from Banks (Cash credit)	449.36	664.00
- Export Packing Credit	58.74	-
<b>Unsecured</b>		
- Working Capital Demand Loan	50.00	-
Current maturities of long term borrowings *	77.20	58.46
Less: Ind AS Adjustments	0.72	2.17
<b>Total</b>	<b>634.58</b>	<b>720.29</b>

\* Refer note 51 for security and repayment terms

## NOTE 18: LEASE LIABILITIES

(₹ in Crore)

Particulars	As at	
	March 31, 2023	March 31, 2022
<b>(i) Non-Current</b>		
Lease Liabilities	4.76	3.96
<b>Total</b>	<b>4.76</b>	<b>3.96</b>
<b>(ii) Current</b>		
Lease Liabilities	2.26	1.90
<b>Total</b>	<b>2.26</b>	<b>1.90</b>

## NOTE 19: TRADE PAYABLES

(₹ in Crore)

Particulars	As at	
	March 31, 2023	March 31, 2022
Due to Micro and Small Enterprises (Refer note 42)	4.65	3.40
Other than Micro and Small Enterprises	142.26	157.40
Unbilled Expenses	16.97	7.82
<b>Total</b>	<b>163.88</b>	<b>168.62</b>

### NOTE 19.1: TRADE PAYABLES AGEING SCHEDULE

Trade Payables Ageing Schedule as at March 31, 2023

(₹ in Crore)

Particulars	Outstanding for following Periods from due date of payments					
	Not Due/Hold	Less than 1 Year	1-2 Years	2-3 years	More than 3 years	Total
MSME	0.37	4.27	0.01	-	-	4.65
Other	54.70	85.28	1.97	0.31	-	142.26
Disputed Dues- MSME	-	-	-	-	-	-
Disputed Dues- Other	-	-	-	-	-	-
Unbilled Dues	16.97	-	-	-	-	16.97
<b>Total</b>	<b>72.04</b>	<b>89.55</b>	<b>1.98</b>	<b>0.31</b>	<b>-</b>	<b>163.88</b>



# Notes to the Standalone Financial Statements

## Trade Payables Ageing Schedule as at March 31, 2022

(₹ in Crore)

Particulars	Outstanding for following Periods from due date of payments					Total
	Not Due/Hold	Less than 1 Year	1-2 Years	2-3 years	More than 3 years	
MSME	-	3.40	-	-	-	3.40
Other	92.18	64.38	0.77	0.07	-	157.40
Disputed Dues- MSME	-	-	-	-	-	-
Disputed Dues- Other	-	-	-	-	-	-
Unbilled Dues	7.82	-	-	-	-	7.82
<b>Total</b>	<b>100.00</b>	<b>67.78</b>	<b>0.77</b>	<b>0.07</b>	<b>-</b>	<b>168.62</b>

## NOTE 20: OTHER CURRENT FINANCIAL LIABILITIES

(₹ in Crore)

Particulars	As at	As at
	March 31, 2023	March 31, 2022
Employee Benefits Payable	16.23	10.11
Creditors for capital expenditure	6.67	12.98
Foreign Currency Payable	0.72	-
Other Payables	3.27	8.35
Retention Money Payable & Security Deposit	7.39	5.21
<b>Total</b>	<b>34.28</b>	<b>36.65</b>

## NOTE 21: PROVISIONS

(₹ in Crore)

Particulars	As at	As at
	March 31, 2023	March 31, 2022
<b>(i) Non-Current</b>		
<b>Provision for Employee Benefits</b>		
Gratuity	20.42	17.53
Leave Encashment	0.91	-
<b>Total</b>	<b>21.33</b>	<b>17.53</b>
<b>(ii) Current</b>		
<b>Provision for Employee Benefits</b>		
Gratuity	2.26	2.38
Leave Encashment	1.25	-
<b>Total</b>	<b>3.51</b>	<b>2.38</b>

## NOTE 22: OTHER LIABILITIES

(₹ in Crore)

Particulars	As at	As at
	March 31, 2023	March 31, 2022
<b>(i) Non-Current</b>		
Deferred Government Grants	0.06	1.26
<b>Total</b>	<b>0.06</b>	<b>1.26</b>

# Notes to the Standalone Financial Statements

(₹ in Crore)

Particulars	As at	As at
	March 31, 2023	March 31, 2022
<b>(ii) Current</b>		
Deferred Government Grants	1.08	2.28
Interest Accrued on MSME	0.29	0.24
Advance from customers	11.60	17.88
Statutory dues payable	7.15	5.23
<b>Total</b>	<b>20.12</b>	<b>25.63</b>

## NOTE 23: CURRENT TAX LIABILITIES

(₹ in Crore)

Particulars	As at	As at
	March 31, 2023	March 31, 2022
Current Tax Payable	23.31	23.29
Less : Prepaid Taxes	22.44	22.56
<b>Total</b>	<b>0.87</b>	<b>0.73</b>

## NOTE 24: DEFERRED TAX LIABILITY

(₹ in Crore)

Particulars	As at	As at
	March 31, 2023	March 31, 2022
<b>Deferred Tax Asset :</b>		
On account of difference in the tax base value and carrying amount on account of investment	7.17	7.54
On account of temporary differences on allowability of expenses for tax purposes	7.63	6.72
MAT Credit Entitlement	46.84	49.45
<b>Total</b>	<b>61.64</b>	<b>63.71</b>
<b>Deferred Tax Liability :</b>		
On account of property plant & equipments (other than land)	86.78	86.96
On account of difference in the tax base value and carrying amount of land	2.59	3.76
<b>Total</b>	<b>89.37</b>	<b>90.72</b>
<b>Deferred Tax Liability/ (Asset) - Net</b>	<b>27.73</b>	<b>27.01</b>

## NOTE 24.1: MOVEMENT IN DEFERRED TAX LIABILITIES/ (ASSETS)

(₹ in Crore)

Particulars	Deferred Tax Assets				Deferred Tax Liabilities		Total
	Employee retirement benefits	MAT credit entitlement	Allowability of expenses	Investments	Property, plant & equipments	Land	
At April 01, 2021	(5.39)	(63.71)		(6.15)	94.49	5.34	24.58
Recognized in profit or loss	(0.59)	14.26	(0.77)	(1.39)	(7.53)	(1.58)	2.40
Recognized in OCI	0.03	-	-	-	-	-	0.03
<b>At March 31, 2022</b>	<b>(5.95)</b>	<b>(49.45)</b>	<b>(0.77)</b>	<b>(7.54)</b>	<b>86.96</b>	<b>3.76</b>	<b>27.01</b>
Recognized in profit or loss	0.05	2.61	(0.35)	0.37	(0.18)	(1.17)	1.33
Recognized in OCI	(0.61)	-	-	-	-	-	(0.61)
<b>At March 31, 2023</b>	<b>(6.51)</b>	<b>(46.84)</b>	<b>(1.12)</b>	<b>(7.17)</b>	<b>86.78</b>	<b>2.59</b>	<b>27.73</b>





# Notes to the Standalone Financial Statements

Pursuant to introduction of Section 115BAA of the Income Tax Act, 1961, the Domestic Companies now have an option to pay Corporate income tax at reduce rate plus applicable surcharge and cess (New Tax Rate) by foregoing certain exemptions/ deductions. During the year, the Company has assessed the financial year in which it will be able to opt for new Tax rate regime and accordingly has measured its deferred tax assets and liabilities using the income tax rates applicable in the year of reversal. This has resulted in reversal of deferred tax liabilities of ₹ 14.52 crore during the year.

## NOTE 25: REVENUE FROM OPERATIONS

(₹ in Crore)

Particulars	For the year ended March 31, 2023	For the year ended March 31, 2022
<b>Revenue from Operations</b>		
Manufactured Goods*	2,604.22	1,518.77
Traded Goods	3.48	8.09
<b>Other Operating Revenue</b>		
Scrap Sales	5.89	3.30
Government Grant	-	9.90
Duty Drawback on Exports	0.39	-
Freight Charges Recovered	32.58	22.73
Others	2.04	1.30
<b>Total</b>	<b>2,648.60</b>	<b>1,564.09</b>

\*Refer Note 43

## NOTE 26: OTHER INCOMES

(₹ in Crore)

Particulars	For the year ended March 31, 2023	For the year ended March 31, 2022
Interest Income		
- from banks and others	0.26	0.13
- from financial assets carried at amortized cost	0.10	0.08
Income from Rent	1.72	2.49
Profit on sale of Property, Plant & Equipments	0.05	1.86
Balances/ Provision No longer required written back	6.99	0.22
Foreign Exchange Gain	-	0.04
Miscellaneous Income	0.50	2.41
<b>Total</b>	<b>9.62</b>	<b>7.23</b>

## NOTE 27: COST OF RAW MATERIAL CONSUMED

(₹ in Crore)

Particulars	For the year ended March 31, 2023	For the year ended March 31, 2022
<b>Cost of raw material consumed</b>		
- Sugar cane	1,556.17	1,458.90
- Molasses	26.34	11.02
- Bagasse and other fuel	5.46	7.05
- Chemicals and others	0.28	0.19
<b>Total</b>	<b>1,588.25</b>	<b>1,477.16</b>

## Notes to the Standalone Financial Statements

### NOTE 28: EXCISE DUTY ON SALE OF GOODS

(₹ in Crore)

Particulars	For the year ended March 31, 2023	For the year ended March 31, 2022
Excise Duty on Sale of Country liquor	246.91	-
<b>Total</b>	<b>246.91</b>	<b>-</b>

### NOTE 29: PURCHASE OF STOCK-IN-TRADE

(₹ in Crore)

Particulars	For the year ended March 31, 2023	For the year ended March 31, 2022
Cane Development Product	0.45	-
Purchase of Jaggery, Mishri etc.	3.45	7.91
<b>Total</b>	<b>3.90</b>	<b>7.91</b>

### NOTE 30: CHANGES IN INVENTORIES OF FINISHED GOODS, WORK-IN-PROGRESS AND STOCK-IN-TRADE

(₹ in Crore)

Particulars		For the year ended March 31, 2023	For the year ended March 31, 2022
<b>Closing Stock:</b>			
Finished stock		767.91	1,017.30
Stock in Trade		0.21	-
Work-in-Progress		25.69	20.46
<b>Total</b>	(A)	<b>793.81</b>	<b>1,037.76</b>
<b>Opening Stock:</b>			
Finished stock		1,017.30	678.78
Stock in Trade		-	-
Work-in-Progress		20.46	5.50
<b>Total</b>	(B)	<b>1,037.76</b>	<b>684.28</b>
<b>(Increase)/ Decrease in Inventories</b>	(B-A)	<b>243.95</b>	<b>(353.48)</b>

### NOTE 31: EMPLOYEES BENEFITS EXPENSES

(₹ in Crore)

Particulars		For the year ended March 31, 2023	For the year ended March 31, 2022
Salaries and wages		96.49	64.23
Contribution to Provident & other funds		6.75	5.51
Gratuity*		1.27	1.09
Voluntary retirement compensation		0.25	0.28
Workmen & staff welfare expenses		0.70	0.47
<b>Total</b>		<b>105.46</b>	<b>71.58</b>

\*Refer note no. 50



# Notes to the Standalone Financial Statements

## NOTE 32: DEPRECIATION AND AMORTIZATION

(₹ in Crore)

Particulars	For the year ended March 31, 2023	For the year ended March 31, 2022
Depreciation of Property, Plant and Equipment*	37.11	28.45
Depreciation of Right-of-Use Assets#	3.21	2.34
<b>Total</b>	<b>40.32</b>	<b>30.79</b>

\* Refer note no. 4

# Refer note no. 5

## NOTE 33: FINANCE COSTS

(₹ in Crore)

Particulars	For the year ended March 31, 2023	For the year ended March 31, 2022
Interest expenses on financial liabilities measured at amortize cost	41.28	29.14
Interest on Lease Liability	0.71	0.59
Other borrowing cost	2.66	0.24
Interest others	0.06	#
Interest on Gratuity Liability	1.43	1.26
	<b>46.14</b>	<b>31.23</b>
Less : Interest capitalized during the year	5.40	1.57
<b>Total</b>	<b>40.74</b>	<b>29.66</b>

# Reperesent amount below ₹ 50,000/- in previous year

## NOTE 34: OTHER EXPENSE

(₹ in Crore)

Particulars	For the year ended March 31, 2023	For the year ended March 31, 2022
Consumption of stores, spares & other manufacturing expenses	54.70	33.24
Cane development expenses	4.40	3.18
Consumption of Packing material	33.78	21.00
Power and fuel	5.47	3.09
<b>Repair &amp; Maintenance :</b>		
- Plant & machinery	30.66	35.93
- Building	1.13	1.54
- Others	3.49	2.65
Short Term lease/Low value item lease expenses	2.87	1.32
Rates and taxes	12.55	2.21
Insurance	4.08	3.56
Transfer to storage fund for molasses	0.26	0.18
Consultancy/Retainership/Professional Fees	5.86	3.35
<b>Selling Expenses :</b>		
- Commission to selling agents	3.64	2.87
- Freight, Loading and other selling expenses	80.40	39.81
Demerger Expenses	0.20	3.00
Travelling & Conveyance	7.30	4.20

# Notes to the Standalone Financial Statements

(₹ in Crore)

Particulars	For the year ended March 31, 2023	For the year ended March 31, 2022
Security Services	3.70	3.08
Miscellaneous expenses	12.13	8.55
Charity and donations	0.07	0.09
CSR Expenses	1.34	-
Discarded/loss on sale of PPE	0.02	0.87
Allowance for Expected credit loss	0.80	0.06
Director sitting fees	0.28	-
Payment to Statutory Auditors (refer note 34.1)	0.44	0.17
Foreign exchange Loss (net)	0.68	-
<b>Total</b>	<b>270.25</b>	<b>173.95</b>

## NOTE 34.1: PAYMENT TO STATUTORY AUDITORS

(₹ in Crore)

Particulars	For the year ended March 31, 2023	For the year ended March 31, 2022
- Audit fees	0.25	0.12
- Tax audit fees	0.05	0.05
- Other services	0.12	-
- Reimbursement of expenses	0.02	-
<b>Total</b>	<b>0.44</b>	<b>0.17</b>

## NOTE 35: PRE-OPERATIVE AND TRIAL RUN EXPENSES CAPITALISED

(₹ in Crore)

Particulars	For the year ended March 31, 2023	For the year ended March 31, 2022
<b>Pre-Operative and trial run expenses capitalised</b>		
Bagasse consumed	5.33	-
Raw Sugar consumed	4.85	-
Employee Benefits	3.06	-
Consultancy/Retainership/Professional Fees	0.30	-
Travelling & Conveyance	0.24	-
Miscellaneous expenses	0.18	-
Power & Fuel	0.09	-
Less: Realisable value of Trial run production	(0.64)	-
<b>Total</b>	<b>13.41</b>	<b>-</b>

## NOTE 36: EXCEPTIONAL ITEMS

(₹ in Crore)

Particulars	For the year ended March 31, 2023	For the year ended March 31, 2022
Impairment of Investment	(3.93)	4.01
Accidental loss of molasses*	8.95	-
Insurance Claim Lodged*	(8.95)	-
<b>Total</b>	<b>(3.93)</b>	<b>4.01</b>

\*Refer note no. 58

# Notes to the Standalone Financial Statements

## NOTE 37: TAX EXPENSE

### (a) Income Tax Expenses

(₹ in Crore)

Particulars	For the year ended March 31, 2023	For the year ended March 31, 2022
Current Income Tax	22.43	23.29
Deferred Tax	0.72	2.40
<b>Income tax expense reported in the statement of profit and loss</b>	<b>23.15</b>	<b>25.69</b>

### (b) Reconciliation of effective tax rate

(₹ in Crore)

Particulars	For the year ended March 31, 2023	For the year ended March 31, 2022
<b>Tax expense</b>		
<b>Profit before tax</b>	<b>135.78</b>	<b>129.74</b>
Add: Other comprehensive income	(2.44)	0.12
<b>Total</b>	<b>133.34</b>	<b>129.86</b>
Applicable tax rate	29.12%	29.12%
<b>Computed tax expenses</b>	<b>38.83</b>	<b>37.82</b>
<b>Adjustments :</b>		
Expenses not allowed for tax purposes	0.52	0.53
Deferred tax on non-depreciable assets and Investments (Net)	(0.80)	(2.97)
Impact of differential rate in the year of reversal of DTA/DTL	(14.52)	(9.69)
Income tax Adjustments	(0.88)	-
<b>Current Income Tax</b>	<b>(15.68)</b>	<b>(12.13)</b>
<b>Tax Expenses recognized in Statement of Profit and Loss</b>	<b>23.15</b>	<b>25.69</b>
<b>Effective Tax Rate</b>	<b>17.36%</b>	<b>19.78%</b>

## NOTE 38: OTHER COMPREHENSIVE INCOME

(₹ in Crore)

Particulars	For the year ended March 31, 2023	For the year ended March 31, 2022
<b>A (i) Items that will not be reclassified to profit or loss</b>		
Actuarial gain/loss on employees benefits	(2.44)	0.12
(ii) Tax on above	0.61	(0.03)
<b>B (i) Items that will be reclassified to profit or loss</b>	-	-
(ii) Tax on above	-	-
<b>Total</b>	<b>(1.83)</b>	<b>0.09</b>



# Notes to the Standalone Financial Statements

## NOTE 39: EARNINGS PER SHARE (EPS)

Particulars		For the year ended March 31, 2023	For the year ended March 31, 2022
<b>Basic &amp; Diluted Earnings per share</b>			
a) Profit attributable to equity shareholders	(₹ in Crore)	112.02	104.05
b) Weighted average number of equity shares outstanding (For Basic and Diluted EPS)	Absolute no.	66387590	66387590
c) Nominal value per share	(in ₹)	10.00	10.00
d) Earnings per share (Basic and Diluted)	(in ₹)	16.87	15.67

## NOTE 40: CORPORATE SOCIAL RESPONSIBILITY (CSR)

### i. Details of Corporate Social Responsibility (CSR) expenditure

(₹ in Crore)

Particulars	As at March 31, 2023
a) As per section 135 of the Companies Act, 2013 read with Schedule VII thereof Gross amount required to be spent by the Company	1.34
b) Amount spent during the year :	
<b>Construction/acquisition of any assets</b>	
- in cash	-
- yet to be paid in cash	-
<b>On purpose other than (i) above</b>	
- in cash	3.73
- yet to be paid in cash	-

### ii. The Various heads which the CSR expenditure were incurred in cash is detailed as follows :-

(₹ in Crore)

Particulars	Relevant clause of Schedule VII to the Companies Act, 2013	As at March 31, 2023
(i) Eradicating hunger, poverty and malnutrition, promoting health care including preventive health care and sanitation including contribution to the Swachh Bharat Kosh set-up by the Central Government for the promotion of sanitation and making available safe drinking water.	Clause (i)	1.06
(ii) Promoting education, including special education and employment enhancing vocation skills especially among children, women, elderly and the differently abled and livelihood enhancement projects.	Clause (ii)	2.41
(iii) Promoting gender equality, empowering women, setting up homes and hostels for women and orphans; setting up old age homes, day care centres and such other facilities for senior citizens and measures for reducing inequalities faced by socially and economically backward groups.	Clause (iii)	0.02
(iv) Ensuring environmental sustainability, ecological balance, protection of flora and fauna, animal welfare, agroforestry, conservation of natural resources and maintaining quality of soil, air and water;	Clause (iv)	0.05
(v) Training to promote rural sports, nationally recognized sports, paralympic sports and olympic sports.	Clause (vii)	0.08
(vi) Rural Development projects	Clause (x)	0.11



# Notes to the Standalone Financial Statements

## iii. Details of Unspent balance

(₹ in Crore)

Particulars	As at March 31, 2023
Opening balance of Unspent amount	-
Amount deposited in specified fund of Sch VII within Six months	-
Amount required to be spent during the year	-
Amount spent during the year	-
Closing balance of Unspent amount	-

## iv. Details of Excess amount spent under Section 135(5)

(₹ in Crore)

Particulars	As at March 31, 2023
Opening Balance	-
Amount required to be spent during the year	1.34
Amount spent during the year	3.73
Closing Balance	2.39

## v. Details of Ongoing projects under section 135(6) :-

(₹ in Crore)

Opening Balance		Amount required to be spent during the year	Amount spent during the year		Closing Balance	
With Company	In Separate CSR Unspent A/c		From Company's Bank Account	From Separate CSR Unspent Account	From Company's Bank Account	From Separate CSR Unspent Account
-	-	-	-	-	-	-

# CSR is not applicable in previous year.

## NOTE 41: CONTINGENT LIABILITIES AND COMMITMENTS

### I. Contingent Liabilities (not provided for in Respect of):

(₹ in Crore)

Particulars	As at March 31, 2023	As at March 31, 2022*
<b>i) Demands being disputed by the Company :</b>		
a) Excise duty and Service Tax demands	-	1.57
b) Trade Tax, Purchase tax and Entry Tax demands	7.49	0.92
c) Stamp Duty demands	18.26	18.01
d) Other demands	17.20	0.89
e) Estimated amount of interest on above	16.83	16.54
<b>ii) Claims against the company not acknowledged as debts :</b>		
a) Other liabilities	-	-
b) In respect of some pending cases of employees and others#	Amount not ascertainable	Amount not ascertainable

\* Transferred to the Company pursuant to Scheme of Arrangement

# The amount shown above represents the best possible estimates arrived on the basis of available information. The uncertainties and timing of the cash flows are dependent on the outcome of the different legal process which have been invoked by the company or the claimants as the case may be, therefore it cannot be estimated accurately. The Company does not expect any reimbursement in respect of above contingent liabilities.

# Notes to the Standalone Financial Statements

## II. Capital Commitments

(₹ in Crore)

Particulars	As at	As at
	March 31, 2023	March 31, 2022
Estimated amount of contracts remaining to be executed on capital account and not provided for	25.00	34.40

## III. Legal Cases

- i) Honorable Allahabad High Court in the case of PIL Rashtriya Kisan Mazdoor Sangathan VS State of U.P. passed a final order on March 09, 2017 directing the Cane Commissioner to decide afresh the issue as to whether the Sugar Mills are entitled for waiver of interest on the delayed payment of the price of sugarcane for the seasons 2012-13, 2013-14 and 2014-15 under the provisions of Section 17(3) of the U.P. Sugarcane (Regulations of Supply and Purchase) Act, 1953 (in short 'the Act'). The matter is yet to be finalised and pending before Supreme Court for adjudication. Based on the legal review of the facts of the case and considering past practice, no liability is likely to crystallise on the Company in this matter.
- ii) Cane societies are in dispute with the State Government of Uttar Pradesh with regard to retrospective partial waiver of society commission payable by the sugar mills for the crushing seasons 2012-13, 2014-15 and 2015-16. Company was the beneficiary of such waiver. The matter is yet to be finalised and pending before Supreme Court for adjudication. Based on the legal review of the facts of the case and considering past practice, no liability is likely to crystallise on the Company in this matter.

### NOTE 42: DISCLOSURE UNDER THE MICRO, SMALL AND MEDIUM ENTERPRISES DEVELOPMENT ACT, 2006 (27 OF 2006) ("MSMED ACT, 2006"):

(₹ in Crore)

Particulars	As at	As at
	March 31, 2023	March 31, 2022
i. the principal amount remaining unpaid to any supplier as at the end of accounting year (Trade payable and payable to creditors for capital expenditure);	4.65	3.40
ii. Interest due thereon remaining unpaid to any supplier as at the end of the accounting year;	0.05	#
iii. the amount of interest paid by the buyer in terms of Section 16 of MSMED Act, 2006 along with the amount of the payment made to the supplier beyond the appointed day during accounting year;	-	-
iv. the amount of interest due and payable for the period of delay in making payment (which have been paid but beyond the appointed day during the year) but without adding the interest specified under this Act;	-	-
v. the amount of interest accrued during the year and remaining unpaid at the end of the accounting year and,	0.29	0.24
vi. the amount of further interest remaining due and payable even in the succeeding years, until such date when the interest dues as above are actually paid to the small enterprise, for the purpose of disallowance as a deductible expenditure under Section 23 of MSMED Act, 2006.	-	-

The above mentioned outstanding's are in normal course of business and the information regarding micro and small enterprises have been determined to the extent such parties have been identified on the basis of information available with the Company.

# Reperesent amount below ₹ 50,000/- in previous year



# Notes to the Standalone Financial Statements

## NOTE 43: REVENUE

The disclosures pertaining to disaggregation of revenue and performance obligation in terms of Ind AS 115 - Revenue from contracts with customers are as follows:

### (a) Sugar

The Sugar segment of the Company principally generates revenue from manufacturing and sale of sugar and its by-products. Domestic sales of sugar is made on ex-factory terms/agreed terms to wholesale /institutional buyers/merchant exporters within the country. Domestic sugar sales is majorly done on advance payment terms.

Export sales of sugar to merchant exporters are done on ex-factory /delivered basis in terms of the agreement and revenue is recognised when the goods have been shipped to / delivered to the buyers' specific location (as per agreed terms). The sale price and payment terms is fixed as per contracted terms.

Power is supplied to distribution companies from the Company's facilities in accordance with the sale price, payment terms and other conditions as per the Power Purchase Agreements ("PPA").

Bagasse and pressmud are sold generally on advance payment terms agreed to wholesaler /institutional buyer /to customers on ex-factory basis in terms of the agreement and revenue is recognised when the goods have been shipped to/delivered to the buyer.

### (b) Bio Fuels & Spirits

The Bio Fuels & Spirits segment of the Company principally generates revenue from sale of industrial alcohol which mainly constitutes ethanol sold under contracts with Public and Private Oil Marketing Companies ("OMCs") and other products to institutional buyers. It also includes revenue from sale of country liquor to state consumers.

For sale of ethanol under contracts with OMCs, sale price is pre-determined based on Expression of Interest ("EOI")/Tender floated from OMCs. The prices are on delivered cost basis at OMC's locations inclusive of all duties/levies/taxes/charges etc. Payment terms for sale of ethanol is within 45 days after delivery of material and submission of original invoices whereas the payment terms for sale of country liquor is normally within 30 days.

Other products like ENA, SDS etc. are sold on bulk basis to institutional buyers on ex-factory basis as per agreed terms. Revenue is recognised when goods have been shipped to the buyers' specific location as per agreed terms. The payment terms are fixed as per Company's credit policy which are up-to 45 days.

### (ii) Disaggregated revenue information is as under

(₹ in Crore)

Particulars	FY 2022-23			FY 2021-22		
	Sugar	Bio Fuels & Spirits	Total	Sugar	Bio Fuels & Spirits	Total
<b>Major Product</b>						
Sugar	1,681.68	-	1,681.68	1,165.72	-	1,165.72
Bagasse	50.53	-	50.53	24.72	-	24.72
Chemicals		544.86	544.86	-	258.26	258.26
Power	48.61	-	48.61	45.15	-	45.15
Country Liquor	-	274.11	274.11	-	-	-
Others	2.17	2.26	4.43	24.62	0.30	24.92
<b>Total</b>	<b>1,782.99</b>	<b>821.23</b>	<b>2,604.22</b>	<b>1,260.21</b>	<b>258.56</b>	<b>1,518.77</b>
<b>Timing of Revenue Recognition</b>						
Products transferred at a point in time	1,782.99	821.23	2,604.22	1,260.21	258.56	1,518.77
Products transferred over time	-	-	-	-	-	-

## Notes to the Standalone Financial Statements

### NOTE 44: LEASES

Following are the changes in the carrying value of other right-of-use assets for the year ended March 31, 2023:

The aggregate depreciation expense on ROU assets is included under depreciation and amortization expense in the statement of Profit and Loss.

#### A. Right-of-Use Assets

(₹ in Crore)

	As at	As at
	March 31, 2023	March 31, 2022
	<b>Premises</b>	
<b>Opening Balance</b>	6.43	8.77
Additions during the year	3.91	-
Deletions during the year	-	-
Depreciation during the year	3.21	2.34
<b>Closing Balance</b>	<b>7.13</b>	<b>6.43</b>

#### B. The following is the movement in long term lease liabilities during the year

(₹ in Crore)

Particulars	As at	As at
	March 31, 2023	March 31, 2022
<b>Balance at the beginning</b>	5.86	7.67
Additions during the year	3.81	-
Deletions during the year	-	-
Finance cost accrued during the year	0.71	0.59
Payment of lease liabilities	(3.36)	(2.40)
<b>Balance at the end</b>	<b>7.02</b>	<b>5.86</b>

#### C. Following is the break-up of current and non-current lease liabilities

(₹ in Crore)

Particulars	As at	As at
	March 31, 2023	March 31, 2022
Lease Liabilities- Non Current	4.76	3.96
Lease Liabilities- Current	2.26	1.90
<b>Total</b>	<b>7.02</b>	<b>5.86</b>

#### D. Contractual maturities of lease liabilities on an undiscounted basis:

The weighted average incremental borrowing rate applied is 7.95% (P.Y. 8.60%)

(₹ in Crore)

Particulars	As at	As at
	March 31, 2023	March 31, 2022
Less than one year	3.37	2.40
One to five years	4.75	6.60
More than five years	-	-
<b>Total</b>	<b>8.12</b>	<b>9.00</b>

Rental expenses recorded for short term lease for the year ended March 31, 2023 are ₹ 2.87 Crore (P.Y. ₹ 1.32 Crore).





# Notes to the Standalone Financial Statements

## NOTE 45: GOVERNMENT GRANT

The Company is eligible to receive various grants/ financial assistance as per the schemes announced by Central and UP State Government for Sugar Industry. The Company has recognized these Government grants in the following manners:

(₹ in Crore)

Particulars	Treatment in Accounts	For the year ended March 31, 2023	For the year ended March 31, 2022
<b>1. Revenue related Government grants:</b>			
i) MAEQ Subsidy 2020-21 from Central Government (Refer note a)	Shown as separate line items "Government grant" under other operating income	-	9.85
ii) Interest subvention claim under Distillery Expansion Loan (Refer note b)	Deducted from finance cost	4.89	0.37
iii) Interest subvention claim under Distillery Expansion Loan (Refer note b)	Capitalised in Capital Work In Progress	-	1.57
<b>2. Deferred Government grants:</b>			
i) Deferred income relating to term loans on concessional rate from Sugar Development Fund	Deducted from finance cost	0.13	0.22
ii) Deferred income relating to term loans on concessional rate (Refer note c)	Deducted from finance cost	2.28	3.40

- a) The Central Government vide its notification 1(6)/2020-S.P.-I dated December 29, 2020, announced Scheme for Assistance to Sugar mills for the sugar season 2020-21 (Scheme) for expenses on marketing cost including handling, upgrading and other processing costs and cost of international and internal transport and freight charges on export of sugars under Maximum Admissible Export Quantity (MAEQ) Scheme. Every sugar mill which fulfil the conditions as stipulated in the Scheme will be eligible for assistance @ ₹ 6000 per MT on export of sugar limited to MAEQ.
- b) The Central Government, vide its Notification No. 1(10)/2018-SP-I dated July 19, 2018, notified a Scheme with a view to increase production of ethanol by enhancing the number of working days of existing in a year by installation new Incineration boilers or by adoption any other matter approved by Central Pollution Control Board (CPCB) for Zero Liquid Discharge (ZLD) in a distillery. Every Sugar Mill which fulfil the conditions stipulated in the scheme will be eligible for the interest subvention @ 6% per annum or 50% of the rate of interest charged by bank, whichever is lower, on the loans to be extended by banks, shall be borne by Central Government for five years. Till March 31, 2023, the Company has complied with all the conditions as stated in the scheme and submitted the claim for interest subvention. The interest subvention accrued under the Scheme till March 31, 2023 is ₹ 5.93 crore and out of which ₹ 1.04 crore has been received till March, 2023.
- c) The State Government, with a view to improve the liquidity position of private sector sugar mills of the State enabling them to clear the cane price arrears of crushing seasons 2016-17 and 2017-18 and timely settlement of cane price as per State Advised Price (SAP) fixed by the State Government, to the sugarcane farmers, has notified the scheme, namely "Scheme for Extending Financial Assistance to Sugar Undertakings-2018" vide notification No.: 15 /2018/1719/46-3-18-3 (36-A) / 2018 dated October 16, 2018. The Company had availed the term loan in the F.Y 2018-19 under the Scheme, wherein, the government grant has been received in form of Subsidized rate of interest.

# Notes to the Standalone Financial Statements

## NOTE 46: SEGMENT REPORTING

### I) Identification of Segments

The Company's operating segments are established on the basis of those components of the Company that are evaluated regularly by the Board of Director's (the 'Chief Operating Decision Maker' as defined in Ind AS 108 - 'Operating Segments').

The chief operational decision maker monitors the operating results of its Business Segments separately for the purpose of making decisions about resource allocation and performance assessment. Segment performance is evaluated based on profit or loss and is measured consistently with profit or loss in the financial statements. Operating Segments have been identified by the management and reported taking into account, the nature of products and services, the differing risks and returns, the organization structure, and the internal financial reporting systems.

### II) Operating Segments

The Company is organized into three main business segments, namely:

- Sugar which consists of manufacture and sale of Sugar and its byproducts along with co-generation and sale of power,
- Bio Fuels & Spirits which consists of manufacture and sale of SDS, ENA, Ethanol, Country liquor & sanitizer etc.

No operating segments have been aggregated in arriving at the aforesaid reportable segments of the Company.

### III) Geographical segments

Since the Company's activities/ operations are primarily within the country and considering the nature of products/ services it deals in, the risks and returns are same and as such there is only one geographical segment.

### IV) Segment Accounting Policies:

In addition to the significant accounting policies applicable to the operating segments as set out in note 2, the accounting policies in relation to segment accounting are as under:

#### a) Segment revenue and results:

Revenue and expenses directly attributable to segments are reported under each reportable segment. Other expenses and incomes which are not directly attributable to any business segment are shown as unallocable expenses (net of unallocated income).

#### b) Segment assets and liabilities:

Assets and liabilities that are directly attributable or allocable to segments are disclosed under each reportable segment. Unallocated assets include deferred tax, investments, interest bearing deposits loans to subsidiary and income tax refund. Unallocated liabilities include interest bearing liabilities, tax provisions and deferred tax. Capital expenditure pertains to additions made to fixed assets during the year and includes capital work in progress.

#### c) Inter segment sales/transfer:

Transactions between segments are primarily for materials which are transferred at cost /market determined prices. These transactions are eliminated in consolidation.



# Notes to the Standalone Financial Statements

## A. Summary of Segmental Information

For the Year Ended March 31, 2023

(₹ in Crore)

Particulars	Sugar	Bio Fuels & Spirits	Adjustments / Elimination	Total
<b>i. Segment Revenue</b>				
a) External Sales	1,819.55	829.05	-	2,648.60
b) Inter Segment Sales	432.92	10.34	(443.26)	-
<b>Revenue from operation (a+b)</b>	<b>2,252.47</b>	<b>839.39</b>	<b>(443.26)</b>	<b>2,648.60</b>

(₹ in Crore)

Particulars	Sugar	Bio Fuels & Spirits	Unallocable	Total
<b>ii. Segment Results</b>				
Profit before exceptional items, Tax and Interest from each segment	101.70	110.21	-	211.91
Less/ Add :Other Unallocable Expense/Income net off Unallocable Expenses/Income	-	-	39.32	39.32
Less : Finance costs	-	-	40.74	40.74
<b>Net Profit before Exceptional Items and Tax</b>	<b>101.70</b>	<b>110.21</b>	<b>80.06</b>	<b>131.85</b>
Less: Exceptional Item	-	-	-	(3.93)
Less: Tax expense (Net)	-	-	-	23.76
<b>Net Profit after Tax</b>	<b>101.70</b>	<b>110.21</b>	<b>80.06</b>	<b>112.02</b>
<b>iii Other Information</b>				
a) Segment Assets	1,539.77	394.35	143.68	2,077.80
<b>Total Assets</b>	<b>1,539.77</b>	<b>394.35</b>	<b>143.68</b>	<b>2,077.80</b>
b) Segment Liabilities	773.60	27.58	280.91	1,082.09
<b>Total Liabilities</b>	<b>773.60</b>	<b>27.58</b>	<b>280.91</b>	<b>1,082.09</b>
c) Capital Expenditure	162.58	47.82	-	210.40
d) Depreciation	27.87	11.44	1.01	40.32
e) Non Cash Expenditure other than Depreciation	0.82	-	-	0.82

For the Year Ended March 31, 2022

(₹ in Crore)

Particulars	Sugar	Bio Fuels & Spirits	Adjustments / Elimination	Total
<b>i. Segment Revenue</b>				
a) External Sales	1,304.74	259.35	-	1,564.09
b) Inter Segment Sales	151.44	15.48	(166.92)	-
<b>Revenue from operation (a+b)</b>	<b>1,456.18</b>	<b>274.83</b>	<b>(166.92)</b>	<b>1,564.09</b>

# Notes to the Standalone Financial Statements

(₹ in Crore)

Particulars	Sugar	Bio Fuels & Spirits	Unallocable	Total
<b>ii. Segment Results</b>				
Profit before exceptional items, Tax and Interest from each segment	108.88	64.68	-	173.56
Less/ Add :Other Unallocable Expense/Income net off Unallocable Income/Expenses	-	-	10.15	10.15
Less : Finance costs	-	-	29.66	29.66
<b>Net Profit before Exceptional Items and Tax</b>	<b>108.88</b>	<b>64.68</b>	<b>39.81</b>	<b>133.75</b>
Less: Exceptional Item	-	-	-	4.01
Less: Tax expense (Net)	-	-	-	25.69
<b>Net Profit after Tax</b>	<b>108.88</b>	<b>64.68</b>	<b>39.81</b>	<b>104.05</b>
<b>iii. Other Information</b>				
a) Segment Assets	1,663.08	300.28	36.35	1,999.71
<b>Total Assets</b>	<b>1,663.08</b>	<b>300.28</b>	<b>36.35</b>	<b>1,999.71</b>
b) Segment Liabilities	221.29	37.65	855.51	1,114.45
<b>Total Liabilities</b>	<b>221.29</b>	<b>37.65</b>	<b>855.51</b>	<b>1,114.45</b>
c) Capital Expenditure	105.99	72.81	-	178.80
d) Depreciation	24.39	6.40	-	30.79
e) Non Cash Expenditure other than Depreciation	0.81	0.18	4.01	5.00

## B. Geographical information: Segment Revenue & Non Current Assets by location

(₹ in Crore)

Particulars	For the year ended March 31, 2023	For the year ended March 31, 2022
<b>External Revenue</b>		
India	2,342.11	1,527.81
Outside India	306.49	36.28
<b>Total</b>	<b>2,648.60</b>	<b>1,564.09</b>
<b>Non Current Assets (other than financial assets)*</b>		
India	950.34	776.14
Outside India	-	-
<b>Total</b>	<b>950.34</b>	<b>776.14</b>

\*Non-current assets exclude those relating to Investments and non-current financial assets.

## C. Information about major customer

Number of customers individually accounted for more than 10% of the revenue in the year ended March 31,2023 - NIL

- D. Consequent to change in evaluation of operating segments by the management, the figures of Renewable Energy segment has not been reported but included in Sugar and Bio Fuels & spirits segment. Accordingly figures for the previous year have been reinstated to include the figures of Renewable energy segment in the sugar segment. Ther details of original and reinstated figures are as under:



# Notes to the Standalone Financial Statements

(₹ in Crore)

Particulars	Restated Amount	Original Amount
<b>Segment Revenue</b>		
Sugar	1,456.18	1,518.14
Renewable Energy	-	199.00
Bio Fuels & Spirits	274.83	259.35
Inter Segment Sales	(166.92)	(412.40)
<b>Segment Result</b>		
Sugar	108.88	50.42
Renewable Energy	-	60.10
Bio Fuels & Spirits	64.68	63.04
Unallocated expenditure (net of income)	10.15	10.15
<b>Segment Assets</b>		
Sugar	1,663.08	1,425.23
Renewable Energy	-	311.06
Bio Fuels & Spirits	300.28	227.07
Unallocable corporate assets	36.35	36.35
<b>Segment Liabilities</b>		
Sugar	221.29	205.63
Renewable Energy	-	21.66
Bio Fuels & Spirits	37.65	31.65
Unallocable corporate liabilities	855.51	855.51

## NOTE 47: RESTATEMENT OF PREVIOUS YEAR FIGURES

The Financial Statement for the year ended March 31, 2022 has been restated to rectify the errors in recognising the borrowing cost and Deferred Government Grant and other reclassification. The original published figures and restated figures are as under:

### Standalone Balance sheet as at March 31, 2022

(₹ in Crore)

Particulars	Restated Figures	Published Figures
	March 31, 2022	March 31, 2022
Property, Plant and Equipment	682.94	683.87
Capital Work-in-progress	78.30	77.9
Others Current Financial Assets	0.08	0.31
Other Current Assets	29.95	29.72
Other Equity	818.87	818.43
Non - Current Borrowings	108.49	104.83
Other Non-Current Liabilities	1.26	5.76
Current Borrowings	720.29	717.96
Other Financial Liabilities	36.65	36.89
Other Current Liabilities	25.63	27.85



# Notes to the Standalone Financial Statements

## Standalone Statement of Profit and Loss for the year ended March 31, 2022

(₹ in Crore)

Particulars	Restated Figures	Published Figures
	March 31, 2022	March 31, 2022
Revenue from Operations	1,564.09	1,540.90
Cost of Raw Materials Consumed	1,477.16	1,434.67
Changes in inventories of finished goods, work-in-progress and stock-in-trade	(353.48)	(310.99)
Finance costs	29.66	30.10
Other Expenses	173.95	150.76
Profit Before Exceptional Items and Tax	133.75	133.31
Profit Before Tax	129.74	129.30
Profit for the year	104.05	103.61
Total Comprehensive Income for the year	104.14	103.70
Earnings Per Share: Basic & Diluted(₹)	15.67	15.61

## Standalone Statement of Cash Flows for the year ended March 31, 2022

(₹ in Crore)

Particulars	Restated Figures	Published Figures
	March 31, 2022	March 31, 2022
Cash Flow from Operating Activities	(232.71)	(232.71)
Cash Flow from Investing Activities	(143.07)	(143.60)
Cash Flow from Financing Activities	393.65	394.18
<b>Net increase/(decrease) in cash and cash equivalents</b>	<b>17.87</b>	<b>17.87</b>
Cash and cash equivalents (opening balance)	#	#
Add: Cash and cash equivalents acquired on pursuant to the Scheme of Arrangement	0.68	0.68
<b>Cash and cash equivalents (closing balance)</b>	<b>18.55</b>	<b>18.55</b>

# Opening Cash and cash equivalents as on April 1, 2021 was ₹ 34,159/-

### NOTE 48: ACCOUNTING, DISCLOSURES AND PARTICULARS OF SCHEME OF ARRANGEMENT

Allahabad Bench of the NCLT, through its order dated April 27, 2022 (the "Order"), has approved the Scheme of Arrangement ("the Scheme") between Dhampur Sugar Mills Limited ("Demerged Company") and Dhampur Bio Organics Limited ("Resulting Company"/"The Company") and their respective shareholders and creditors for demerger of manufacturing units of Sugar, chemicals and co-generation of the Demerged company situated at Asmoli, District Sambhal, Mansurpur, district Muzaffarnagar and Meerganj, District Bareilly (Collectively referred to as "Demerged Undertakings") from Demerged Company into Resulting Company with effect from Appointed Date i.e. April 01, 2021. The Scheme became effective on May 03, 2022. The Company has given effect to the Scheme in the financial statements for the year ended March 31, 2022 and has accounted the same as per the pooling of interest method.

Pursuant to the Scheme, Demerged Company continued to manage the operation of Demerged undertakings in its own name during the year till the date, the requisite permissions/ licences/agreements are not transferred in the name of the Company. All these transactions are duly recorded in the books of the Company, as prescribed in the Scheme and reported in the financial statements of current period as well as of previous periods.



# Notes to the Standalone Financial Statements

## NOTE 49: RELATED PARTY DISCLOSURES

Information on related party transactions pursuant to Ind AS 24 -

### A. List of Related Parties with whom transactions have taken place and relationships as on March 31, 2023

<b>i. Holding company</b>	Dhampur Sugar Mills Ltd (Ceased to be Holding Company w.e.f May 03, 2022)
<b>ii. Subsidiary (Wholly Owned Subsidiary)</b>	Dhampur International Pte Limited
<b>iii. Directors and Key Management Personnel (KMP)</b>	Mr. Vijay Kumar Goel, Chairman
	Mr. Ashwani Kumar Gupta, Vice Chairman (Appointed w.e.f. April 19, 2022)
	Mr. Gautam Goel, Managing Director
	Mr. Sandeep Kumar Sharma, Whole Time Director (Appointed w.e.f. April 19, 2022)
	Mrs. Bindu Vashist Goel, Non Executive Director (Appointed w.e.f. May 04, 2022)
	Mrs. Ruchika Amrish Mehra Kothari, Independent Director (Appointed w.e.f. April 19, 2022)
	Mr. Samir Thukral, Independent Director (Appointed w.e.f. April 19, 2022)
	Mr. Vishal Saluja, Independent Director (Appointed w.e.f. April 19, 2022)
	Mr. Kishor Shah, Independent Director (Appointed w.e.f. April 19, 2022)
	Mr. Ashok Kumar Goel, Director (ceased to be Director w.e.f. May 04, 2022)
	Mr. Gaurav Goel, Director (ceased to be Director w.e.f. May 04, 2022)
	Mr. Mukul Sharma, Director (ceased to be Director w.e.f. May 30, 2022)
	Mr. Nalin Kumar Gupta, Director (ceased to be Director w.e.f. May 30, 2022) (Appointed as Chief Financial Officer w.e.f. May 30, 2022)
Mrs. Ashu Rawat (Appointed as Company Secretary w.e.f. May 30, 2022)	
<b>iv. Relative's of Directors and Key Management Personnel (KMP) (with whom transactions entered into)</b>	Mr. Sanjay Gupta, Brother of KMP
<b>v. Enterprises which have significant influence and also owned or significantly influenced by directors/Key Management Personnel or their relatives</b>	Shudh Edible Products Private Limited
	Academy of Modern Learning Trust
	J.P & Sons (ceased to be a related party w.e.f. May 30, 2022)

## Notes to the Standalone Financial Statements

### B. Disclosure of transactions between the Company and Related Parties and the status of outstanding balances as on March 31, 2023

(₹ in Crore)

Particulars	For the year ended March 31, 2023	For the year ended March 31, 2022
<b>Transactions during the year ended</b>		
<b>Loan Taken</b>	-	0.05
Dhampur Sugar Mills Limited	-	0.05
<b>Rent Received</b>	-	2.40
Dhampur Sugar Mills Limited	-	2.40
<b>Rent Paid</b>	2.40	2.40
Shudh Edible Products Private Limited	2.40	2.40
<b>Investment in Equity share capital</b>	16.66	-
Dhampur International Pte Limited	16.66	-
<b>Provision for Impairment of Investment</b>	-	4.01
Dhampur International Pte Limited	-	4.01
<b>Reversal of Provision for Impairment of Investment</b>	3.93	-
Dhampur International Pte Limited	3.93	-
<b>Remuneration to Directors, KMP and their Relatives including commission</b>	11.98	0.80
Mr. Vijay Kumar Goel	3.70	-
Mr. Gautam Goel	5.68	-
Mr. Sandeep Kumar Sharma	1.53	-
Mr. Nalin Kumar Gupta	0.75	0.40
Mr. Mukul Sharma	0.07	0.35
Mrs. Ashu Rawat	0.19	-
Mr. Sanjay Gupta - Relative of KMP	0.06	0.04
<b>Expenses paid During the year</b>	8.79	8.54
J.P & Sons for Freight charges	5.06	8.50
Academy of Modern Learning Trust for CSR Expenses	3.73	0.04
<b>Sale of Goods</b>	261.53	-
Dhampur International Pte Limited	261.53	-
<b>Advance received from customer</b>	7.46	-
Dhampur International Pte Limited	7.46	-
<b>Sitting fees to Directors</b>	0.28	-
Mr. Vijay Kumar Goel	0.01	-
Mr. Ashwani Kumar Gupta	0.05	-
Mr. Gautam Goel	0.01	-
Mr. Sandeep Kumar Sharma	0.01	-
Mr. Bindu Vashist Goel	0.03	-
Mr. Samir Thukral	0.04	-
Mr. Vishal Saluja	0.04	-
Mr. Kishor Shah	0.04	-
Mr. Mukul Sharma	0.01	-
Mr. Nalin Kumar Gupta	0.01	-
Mrs. Ruchika Amrishi Mehra Kothari	0.03	-
<b>Amount due to/ from Related Parties:</b>		
<b>Investments</b>	53.59	36.93
Dhampur International Pte Limited	53.59	36.93



# Notes to the Standalone Financial Statements

(₹ in Crore)

Particulars	For the year ended March 31, 2023	For the year ended March 31, 2022
<b>Provision for Impaired of Investment</b>	<b>26.38</b>	<b>30.31</b>
Dhampur International Pte Limited	26.38	30.31
<b>Payables</b>	<b>5.78</b>	<b>3.98</b>
Shudh Edible Products Private Limited	0.47	0.06
J.P & Sons	-	3.33
Mr. Vijay Kumar Goel	2.09	0.21
Mr. Gautam Goel	3.17	0.35
Mr. Sandeep Kumar Sharma	0.04	0.02
Mr. Nalin Kumar Gupta	0.01	-
Mr. Mukul Sharma	#	-
Mrs. Ashu Rawat	#	-
<b>Security Deposits</b>	<b>1.20</b>	<b>1.20</b>
Shudh Edible Products Private Limited	1.20	1.20
<b>Receivable</b>	<b>-</b>	<b>0.46</b>
Dhampur International Pte Limited	-	0.46
<b>Advance from Customer</b>	<b>7.46</b>	<b>-</b>
Dhampur International Pte Limited	7.46	-

The details of remuneration paid to Managing Director, Chief Operating Officer and Whole Time Director and Key Management Personnel are as under :-

Particulars	Mr. Vijay Kumar Goel	Mr. Gautam Goel	Mr. Sandeep Kumar Sharma	Mr. Nalin Kumar Gupta	Mr. Mukul Sharma	Mrs. Ashu Rawat
<b>Year ended March 31, 2023</b>						
<b>Short-term employee benefits</b>						
Salary	1.36	2.26	1.03	0.39	0.07	0.13
Perquisites	0.22	0.34	0.28	0.17	-	0.06
Bonus	-	-	0.17	0.17	-	0.00
Commission	2.00	3.00	-	-	-	-
<b>Post-employment benefits</b>						
Contribution to Provident Fund, Gratuity and other Funds*	0.12	0.07	0.05	0.01	-	0.00

Particulars	Mr. Nalin Kumar Gupta	Mr. Mukul Sharma
<b>Year ended March 31, 2022</b>		
<b>Short-term employee benefits</b>		
Salary	0.35	0.29
<b>Post-employment benefits</b>		
Contribution to Provident Fund, Gratuity and other Funds*	0.05	0.07

# Reperesent amount below ₹ 50,000/-

\* As the liability for gratuity is provided on actuarial basis for the Company as a whole, amounts accrued pertaining to key managerial personnel are not included above.

# Notes to the Standalone Financial Statements

## C. Terms and Conditions of Settlement

The transactions with the related parties are made on term equivalent to those that prevail in arm's length transactions. The assessment is under taken each financial year through examining the financial position of the related party and in the market in which the related party operates. Outstanding balances at the year end are un-secured and settlement occurs in cash.

## D. Pursuant to Scheme of Arrangement

As per the Scheme of Arrangement, M/S Dhampur Sugar Mills Ltd.(Erstwhile holding company/Demerged Company/ DSML) has continued to manage the operations of demerged units, hence the interse transactions between the demerged and resultant companies pertaining to the operation of units, including interse transfer of goods,assets, employees, funds, reimbursement of expenses etc till the scheme became effective and thereafter till the date of transfer of the requisite permissions/ licences/agreement in the name of the Company. These transactions have not been reported above as these are entered into during the transitory phase as at March 31, 2022, a sum of ₹ 14.87 Crore has been receivable by the Company from DSML, on account of money held in trust by them which has been shown under Trade Receivables.

## NOTE 50: EMPLOYEES BENEFITS

The required disclosures of employees benefits as per Indian Accounting Standard (Ind AS) -19 are given hereunder :-

### (i) Defined contribution plan :

The Company's defined contribution plans are Employees' Pension Scheme, Employees' Provident Fund (under the provisions of Employees' Provident Funds and Miscellaneous Provisions Act, 1952) and Employees State Insurance. The Company has no further obligations beyond making the contributions.

(₹ in Crore)

Particulars	For the year ended	For the year ended
	March 31, 2023	March 31, 2022
Employer's Contribution to Provident Fund	4.39	3.18
Employer's Contribution to Pension Fund	2.10	1.99

### (ii) Defined benefit plan :

#### In respect of defined benefit scheme of gratuity (Based on actuarial valuation) :

The gratuity plan is governed by the payment of Gratuity Act,1972. Under the said Act an employee who has completed five years of services is entitled to specific benefit. The Gratuity Plan provides a lump-sum payment to vested employees at retirement, death, incapacitation or termination of employment, of an amount based on the respective employee's salary and the tenure of employment with the Company.

#### In respect of defined scheme of Compensated absences

The accumulated Compensated absences, expected to be carried forward beyond the period of twelve months from the reporting date as per Company's policy, are measured on Acturial valuation using projected unit credit method for the unused entitlement and respective employee's salary.

#### The Company is exposed to various risks in providing the above defined benefit which are as follows:

**Interest Rate risk :** The plan exposes the Company to the risk of fall in interest rates. A fall in interest rates will result in an increase in the ultimate cost of providing the above benefit and will thus result in an increase in the value of the liability (as shown in financial statements).



# Notes to the Standalone Financial Statements

**Salary escalation risk :** The present value of the defined benefit plan is calculated with the assumption of salary increase 0.50% per annum of plan participants in future. Deviation in the rate of increase of salary in future for plan participants from the rate of increase in salary used to determine the present value of obligation will have a bearing on the plan's liability.

**Actual mortality & disability :** Deaths & disability cases proving lower or higher than assumed in the valuation can impact the liabilities.

The following tables summaries the components of net benefit expense recognized in the statement of Profit and Loss

**a) Details of Non funded post retirement plans are as follows:**

**I. Expenses recognized in the statement of profit and loss:**

(₹ in Crore)

Particulars	For the year ended March 31, 2023		For the year ended March 31, 2022	
	Gratuity	Leave Encashment	Gratuity	Leave Encashment*
	Current service cost	1.27	0.54	1.09
Interest Cost	1.43	-	1.26	-
Past Service Cost	-	0.65	-	-
Net interest on the net defined benefit liability	-	-	-	-
<b>Expense recognized in the statement of profit and loss</b>	<b>2.70</b>	<b>1.19</b>	<b>2.35</b>	<b>-</b>

**II. Other comprehensive income**

(₹ in Crore)

Particulars	For the year ended March 31, 2023		For the year ended March 31, 2022	
	Gratuity	Leave Encashment	Gratuity	Leave Encashment*
	Actuarial gain / (loss) arising from:			
Change in financial assumptions	0.30	-	0.40	-
Change in experience adjustments	(2.74)	-	(0.28)	-
<b>Components of defined benefit costs recognized in other comprehensive income</b>	<b>(2.44)</b>	<b>-</b>	<b>0.12</b>	<b>-</b>

The current service cost and the net interest expense for the year are included in the 'Employee benefits expense' line item in the statement of profit & loss. The remeasurement of the net defined benefit liability is included in other comprehensive income.

**III. Change in present value of defined benefit obligation:**

(₹ in Crore)

Particulars	For the year ended March 31, 2023		For the year ended March 31, 2022	
	Gratuity	Leave Encashment	Gratuity	Leave Encashment*
	Present value of defined benefit obligation at the beginning of the year	19.91	-	18.30
Interest expense/(income)	1.43	-	1.26	-



## Notes to the Standalone Financial Statements

(₹ in Crore)

Particulars	For the year ended March 31, 2023		For the year ended March 31, 2022	
	Gratuity	Leave Encashment	Gratuity	Leave Encashment*
Current service cost	1.27	0.54	1.09	-
Past service cost	-	0.65	-	-
Benefits paid	(2.37)	-	(0.63)	-
Actuarial (gain)/ loss arising from:				
- Change in financial assumptions	(0.30)	-	(0.40)	-
- Change in experience adjustment	2.74	-	0.28	-
- Change in Demographic assumptions	-	-	-	-
<b>Present value of defined obligation at the end of the year</b>	<b>22.68</b>	<b>1.19</b>	<b>19.91</b>	<b>-</b>

#### IV. Net liability recognized in the Balance Sheet as at the year end:

(₹ in Crore)

Particulars	For the year ended March 31, 2023		For the year ended March 31, 2022	
	Gratuity	Leave Encashment	Gratuity	Leave Encashment*
Present Value of Benefit Obligation at the end of the year	22.68	1.19	19.91	-
Fair Value of Plan Assets at the end of the year	-	-	-	-
<b>Net Liability/(Asset) Recognized in the Balance Sheet</b>	<b>22.68</b>	<b>1.19</b>	<b>19.91</b>	<b>-</b>
<b>Current liability</b>	2.26	0.28	2.38	-
<b>Non- current liability</b>	20.42	0.91	17.53	-

#### V. Actuarial assumptions:

(₹ in Crore)

Particulars	For the year ended March 31, 2023		For the year ended March 31, 2022	
	Gratuity	Leave Encashment	Gratuity	Leave Encashment*
Discount rate (per annum)%	7.40%	7.40%	7.20%	N.A.
Expected rate of salary increase %	5.00%	5.00%	5.00%	N.A.
Retirement / superannuation Age (year)	60	60	60	N.A.
Mortality rates	100% of IALM (2012 - 14)	100% of IALM (2012 - 14)	100% of IALM (2012 - 14)	N.A.

#### VI. Maturity profile of defined benefit obligation:

(₹ in Crore)

Particulars	For the year ended March 31, 2023		For the year ended March 31, 2022	
	Gratuity	Leave Encashment	Gratuity	Leave Encashment*
Expected cash flows (valued on undiscounted basis):				
With in 0 to 1 Year	2.26	0.28	2.07	-



# Notes to the Standalone Financial Statements

(₹ in Crore)

Particulars	For the year ended March 31, 2023		For the year ended March 31, 2022	
	Gratuity	Leave Encashment	Gratuity	Leave Encashment*
With in 1 to 2 Year	1.52	0.03	1.30	-
With in 2 to 3 Year	1.60	0.03	1.29	-
With in 3 to 4 Year	1.83	0.05	1.30	-
With in 4 to 5 Year	1.79	0.05	1.58	-
With in 5 to 6 Year	1.45	0.04	1.41	-
6 Year onwards	12.23	0.71	10.96	-
<b>Total expected payments</b>	<b>22.68</b>	<b>1.19</b>	<b>19.91</b>	<b>-</b>

The average duration of the defined benefit plan obligation at the end of the balance sheet date(in years)

## VII. Sensitivity analysis on present value of defined benefit obligations:

(₹ in Crore)

Particulars	For the year ended March 31, 2023		For the year ended March 31, 2022	
	Gratuity	Leave Encashment	Gratuity	Leave Encashment*
<b>a) Discount rates</b>				
0.50% increases	(0.72)	(0.05)	(0.64)	N.A.
0.50% decreases	0.76	0.05	0.68	N.A.
<b>b) Salary growth rate :</b>				
0.50% increases	0.77	0.06	0.69	N.A.
0.50% decreases	(0.73)	(0.05)	(0.66)	N.A.

Sensitivity analysis presented above may not be representative of the actual change in the defined benefit obligation as it is unlikely that the change in assumptions would occur in isolation of one another as some of the assumptions may be correlated.

The sensitivity analysis above has been determined based on a method that extrapolates the impact on defined benefit obligation as a result of reasonable changes in key assumptions occurring as at the balance sheet date.

All sensitives are calculated using the same actuarial method as for the disclosed present value of the defined benefits obligation at year end.

## The history of experience adjustments for non-funded retirement plans are as follows :

(₹ in Crore)

Particulars	For the year ended March 31, 2023		For the year ended March 31, 2022	
	Gratuity	Leave Encashment	Gratuity	Leave Encashment*
Present value of obligation as at the end of the year	22.68	1.19	19.91	-
Fair value of plan assets as at the end of the year	-	-	-	-
Net liability/(assets) recognized in the balance sheet	22.68	1.19	19.91	-
Net actuarial gain/(loss) recognized	(2.44)	-	0.12	-

\* Actuarial valuation was not applicable in previous year for leave encashment due to non-carrying forward of accumulated leave beyond the period of twelve months from reporting date as per the prevailing policy.

# Notes to the Standalone Financial Statements

## NOTE 51: BORROWINGS- NATURE OF SECURITY AND TERMS OF REPAYMENT

### a) Nature of Security in respect of Long Term Borrowings:

- (i) Rupee term loan from PNB (funded by State Government U.P.) is secured by first parri passu charge on block of fixed assets and current Assets of the Company and further secured by personal guarantee of Managing Director of the Company.
- (ii) Rupee term loan from PNB is secured by first pari passu charge on block of fixed assets of the Company and further secured by personal guarantee of Managing Director of the Company.
- (iii) Rupee Term loan from PNB are secured by first pari passu charge on entire block of assets of Asmoli Unit of the Company and further secured by personal guarantee of Managing Director of the Company.
- (iv) Rupee term loan from HDFC Bank are secured by first parri passu charge on all the movable fixed assets of the Company, both present and future and further secured by personal guarantee of the Managing Director of the Company.
- (v) Rupee term loan from ICICI Bank are secured by first parri passu charge on all the movable fixed assets of the Company, both present and future.
- (vi) Rupee term loan from Sugar Development Fund (SDF) are secured by first parri passu charge over the movable and immovable properties of Division - Sugar, situated at unit Asmoli of the Company. The term loan was sanctioned in the name of Dhampur Sugar Mills Limited, the Demerged Company and pending documentation for transfer it in name of the Company. The same is continuing in the name of Demerged Company.

### b) Terms of repayment :

(₹ in Crore)

Name of banks / entities	Rate of Interest (ROI) % p.a.	Amount outstanding as at March 31, 2023	Repayment of Term Loans						
			2023-24	2024-25	2025-26	2026-27	2027-28	2028-29	
<b>1) Punjab National Bank</b>									
Term loan from bank (Soft Loan)	5.00%	41.05	34.57	6.49	-	-	-	-	-
Term loan from bank (Expansion for Distillery Capacity - Asmoli)	7.65%	58.97	16.85	16.85	16.85	8.43	-	-	-
Term loan from bank (Expansion for Distillery Capacity - Asmoli)	7.90%	4.50	3.00	1.50	-	-	-	-	-
<b>2) Term loan from HDFC bank</b>	8.40%	70.00	7.00	14.00	14.00	14.00	14.00	14.00	7.00
<b>3) Term loan from ICICI bank</b>	8.40%	70.00	14.00	14.00	14.00	14.00	14.00	14.00	-
	<b>Sub-Total</b>	<b>244.52</b>	<b>75.42</b>	<b>52.84</b>	<b>44.85</b>	<b>36.43</b>	<b>28.00</b>	<b>7.00</b>	
<b>4) Government of India, Sugar Development Fund</b>	4.50%	1.79	1.79	-	-	-	-	-	-
	<b>Grand-Total</b>	<b>246.31</b>	<b>77.20</b>	<b>52.84</b>	<b>44.85</b>	<b>36.43</b>	<b>28.00</b>	<b>7.00</b>	

### c) Nature of Security in respect of Short Term Borrowings:

#### Working Capital loans from Punjab National Bank are secured :

- by way of first parri passu charge and pledge of stocks of sugar and sugar-in-process both present and future.
- by way of first parri passu charge and hypothecation of molasses, bagasse, general stores, chemicals unit finished goods/raw material, co-generation unit raw material, book debts etc. both present and future of the Company.



# Notes to the Standalone Financial Statements

- by way of third pari passu charge on the block of fixed assets/immovable properties of the Company.
- by personal guarantee of the Managing Director of the Company.

#### Working Capital loans from ICICI Bank are secured :

- by way of first pari passu charge on current assets of the company.
- by way of third pari passu charge on the block of fixed assets/immovable properties of the Company.

#### Working Capital loans from all District Co-operative Banks are secured:

- by way of pledge of stocks of sugar
- by personal guarantee of Managing Director of the Company

#### Working Capital loans from Prathma U P Gramin Bank are secured:

- by way of first pari passu charge on sugar stock of white crystal/raw sugar/ BISS & other processed sugar in bags and sugar in process.
- by way of third pari passu charge on the block of fixed assets/immovable properties of the Company.
- by personal guarantee of Managing Director of the Company

#### Working Capital Demand loans from State Bank of India against Warehouse receipts of NBHC/Star Agri are secured :

- by way of first and exclusive charge on the stocks of sugar stored in warehouse.

#### Working Capital Demand loan from HDFC Bank are backed by:

- way of personal guarantee of Managing Director

## NOTE 52: FINANCIAL INSTRUMENTS - ACCOUNTING, CLASSIFICATION AND FAIR VALUE MEASUREMENT

### I. Financial instruments by category

The criteria for recognition of financial instruments is explained in accounting policies for Company.

### II. Method and assumptions used to estimate fair values:

1. Fair value of cash and cash equivalents, bank balances other than cash and cash equivalents, trade and other receivables, other current financial assets, short term borrowings from banks and financial institutions, trade and other payables and other current financial liabilities approximate their carrying amounts due to the short-term nature of these instruments.
2. The fair values of borrowings (non-current) consisting of loans from banks and government authorities are determined by using discounted cash flow method that reflects the Company's borrowing rate at the end of the reporting period. The own non-performance risks as at year end was assessed to be insignificant.

(₹ in Crore)

Particulars	Level	Carrying Value as of		Fair Value as of	
		As at	As at	As at	As at
		March 31, 2023	March 31, 2022	March 31, 2023	March 31, 2022
<b>Financial Assets</b>					
<b>At Amortized cost</b>					
Investments	Level 3	27.21	6.62	27.21	6.62
Others Financial Assets	Level 3	2.69	1.80	2.69	1.80

# Notes to the Standalone Financial Statements

(₹ in Crore)

Particulars	Level	Carrying Value as of		Fair Value as of	
		As at	As at	As at	As at
		March 31, 2023	March 31, 2022	March 31, 2023	March 31, 2022
Trade receivables	Level 3	133.22	107.98	133.22	107.98
Cash and Bank Balances	Level 3	98.41	18.55	98.41	18.55
Other Bank Balances	Level 3	3.41	2.03	3.41	2.03
<b>Total</b>		<b>264.94</b>	<b>136.98</b>	<b>264.94</b>	<b>136.98</b>
<b>Financial Liabilities</b>					
<b>At Amortized cost</b>					
<b>Non Current</b>					
Borrowings	Level 3	803.29	828.78	803.29	828.78
Lease Liabilities	Level 3	7.02	5.86	7.02	5.86
Trade payables	Level 3	163.88	168.62	163.88	168.62
Other Financial Liabilities	Level 3	34.28	36.65	34.28	36.65
<b>Total</b>		<b>1,008.47</b>	<b>1,039.91</b>	<b>1,008.47</b>	<b>1,039.91</b>

### III. Fair Value Hierarchy

The fair value of the financial assets and financial liabilities are included at the amount at which the instrument could be exchanged in a current transaction between willing parties, other than in a forced or liquidation sale.

The following table provides the fair value measurement hierarchy of Company's asset and liabilities, grouped into Level 1 to Level 3 as described below :-

Level 1: Quoted prices (unadjusted) in active markets for identical assets or liabilities.

Level 2: Inputs other than quoted prices included within Level 1 that are observable for the asset or liability, either directly or indirectly.

Level 3: Inputs for the assets or liabilities that are not based on observable market data (unobservable inputs).

Management uses its best judgement in estimating the fair value of its financial instruments. However, there are inherent limitations in any estimation technique. Therefore, for substantially all financial instruments, the fair value estimates presented above are not necessarily indicative of the amounts that the Company could have realized or paid in sale transactions as of respective dates. As such, the fair value of financial instruments subsequent to the reporting dates may be different from the amounts reported at each reporting date.

### NOTE 53: FINANCIAL RISK MANAGEMENT

The company has in place comprehensive risk management policy in order to identify measure, monitor and mitigate various risks pertaining to its business. Along with the risk management policy, an adequate internal control system, commensurate to the size and complexity of its business, is maintained to align with the philosophy of the company. Together they help in achieving the business goals and objectives consistent with the Company's strategies to prevent inconsistencies and gaps between its policies and practices. The Board of Directors/committees reviews the adequacy and effectiveness of the risk management policy and internal control system. The Company's financial risk management is an integral part of how to plan and execute its business strategies. The Company has exposure to the following risks arising from financial instruments:

- Credit risk
- Liquidity risk and
- Market risk



# Notes to the Standalone Financial Statements

## I. Credit risk

Credit risk is the risk that counterparty will not meet its obligations under a financial instrument or customer contract, leading to a financial loss. The Company's sugar sales are mostly on cash. Power and ethanol are sold to state government entities, thereby the credit default risk is significantly mitigated.

The impairment for trade receivables are based on assumptions about risk of default and expected loss rates. The Company uses judgement in making these assumptions and selecting the inputs to the impairment calculation, based on the Company's past history, existing market conditions as well as forward looking estimates at the end of each balance sheet date.

Financial assets are written off when there is no reasonable expectation of recovery, however the Company continues to attempt to recover the receivables. Where recoveries are made, subsequently these are recognized in the statement of profit and loss.

The Company major exposure of credit risk is from trade receivables, which are unsecured and derived from external customers.

### Expected credit loss for trade receivable on simplified approach :

The ageing analysis of the trade receivables (gross of provision) has been considered from the date the invoice falls due:

(₹ in Crore)

Particulars	Carrying Value	Less than 6 months	More than 6 months	Total
<b>As at March 31, 2022</b>				
Gross Carrying Amount	108.04	106.85	1.19	108.04
Less: Allowance for expected credit losses	0.06	-	-	0.06
<b>Carrying Amount (net of impairment)</b>	<b>107.98</b>	<b>106.85</b>	<b>1.19</b>	<b>107.98</b>
<b>As at March 31, 2023</b>				
Gross Carrying Amount	134.08	132.20	1.88	134.08
Less: Allowance for expected credit losses	0.86	-	-	0.86
<b>Carrying Amount (net of impairment)</b>	<b>133.22</b>	<b>132.20</b>	<b>1.88</b>	<b>133.22</b>

The Company uses a provision matrix to determine impairment loss on portfolio of its trade receivable. The provision matrix is based on its historically observed default data over the expected life of the trade receivable and is adjusted for forward- looking estimates. At every reporting date, the historical observed default rates are updated and changes in forward-looking estimates are analysed. In case of probability of non collection, default rate is 100%. However, there is no material expected credit loss based on the past experience.

The changes in loss allowance for trade receivables is as under :-

(₹ in Crore)

Particulars	As at March 31, 2023	As at March 31, 2022
Opening Balance	0.06	-
Provided during the year	0.80	0.06
Reversed during the year	-	-
<b>Closing Balance</b>	<b>0.86</b>	<b>0.06</b>



## Notes to the Standalone Financial Statements

The Company maintains exposure to cash and cash equivalents. The credit risk on cash and bank balances is limited because the counterparties are banks with credit ratings assigned by international credit rating agencies.

### II. Liquidity Risk

Liquidity risk is defined as the risk that company will not be able to settle or meet its obligation on time or at a reasonable price. The Company's objective is to at all times maintain optimum levels of liquidity to meet its cash and collateral requirements. The Company's management is responsible for liquidity, funding as well as settlement management. In addition, processes and policies related to such risk are overseen by senior management. Management monitors the company's net liquidity position through rolling, forecast on the basis of expected cash flows.

#### (i) Maturities of financial liabilities

The following are the remaining contractual maturities of financial liabilities at the reporting date. The amounts are gross and undiscounted, and excluding contractual interest payments and exclude the impact of netting agreements.

(₹ in Crore)

As at March 31, 2023	Less than One Year	More than one year and less than five year	More than 5 Years	Total
Borrowings	634.58	168.71	-	803.29
Lease Liabilities	2.26	4.76	-	7.02
Trade payables	163.88	-	-	163.88
Other financial liabilities	34.28	-	-	34.28
<b>Total</b>	<b>835.00</b>	<b>173.47</b>	<b>-</b>	<b>1,008.47</b>

(₹ in Crore)

As at March 31, 2022	Less than One Year	More than one year and less than five year	More than 5 Years	Total
Borrowings	720.29	108.49	-	828.78
Lease Liabilities	1.90	3.96	-	5.86
Trade payables	168.62	-	-	168.62
Other financial liabilities	36.65	-	-	36.65
<b>Total</b>	<b>927.46</b>	<b>112.45</b>	<b>-</b>	<b>1,039.91</b>

### III. Market Risk

Market risk is the risk that the fair value of future cash flows of a financial instrument will fluctuate because of changes in market prices. Market risk comprises three types of risk: interest rate risk, currency risk and other risks, such as regulatory risk and commodity price risk. Financial instruments affected by market risk include loans and borrowings, trade receivables and trade payables involving foreign currency exposure, and inventories.

The sensitivity analysis in the following sections relate to the position as at March 31, 2023 and March 31, 2022. The sensitivity of the relevant profit or loss item is the effect of the assumed changes in respective market risks. This is based on the financial assets and financial liabilities held at March 31, 2023 and March 31, 2022.

#### (a) Foreign currency risk

Foreign currency risk is the risk that the fair value or future cash flows of an exposure will fluctuate because of changes in foreign exchange rates. The Company used foreign currency forward contracts to hedge its risks associated with foreign currency fluctuations relating to certain firm commitments. The use of foreign currency forward contracts is governed by the Company's strategy approved by the Board of Directors, which provide principles on the use of such forward contracts consistent with the Company's Risk Management. The outstanding forward exchange contracts entered into by the company at the year end are as under:



# Notes to the Standalone Financial Statements

(USD/₹ in Crore)

Particulars	As at		As at	
	March 31, 2023		March 31, 2022	
	USD	INR	USD	INR
Forward Sale Contracts	0.77	63.52	-	-
<b>Total</b>	<b>0.77</b>	<b>63.52</b>	<b>-</b>	<b>-</b>

All the foreign exchange forward contracts mature within three months from the year end.

The following tables analyses the foreign currency risk from monetary assets and liabilities as at:

(USD/₹ in Crore)

Particulars	USD	
	As at	As at
	March 31, 2023	March 31, 2022
<b>Financial Assets</b>		
Trade Receivables	-	-
Bank Balances	-	-
Other Current Financial Assets	-	-
<b>Net exposure to foreign currency risk (Assets)</b>	<b>-</b>	<b>-</b>

(USD/₹ in Crore)

Particulars	USD	
	As at	As at
	March 31, 2023	March 31, 2022
Other Current Liabilities	0.09	-
Trade payables	-	-
Letter of Credit	-	-
<b>Net exposure to foreign currency risk (Liabilities)</b>	<b>0.09</b>	<b>-</b>
<b>Net exposure</b>	<b>(0.09)</b>	<b>-</b>

## Sensitivity analysis -

A reasonably possible strengthening (weakening) of the Indian Rupee, by 2%, against all other currencies would have affected the measurement of financial instruments denominated in a foreign currency profit or loss by the amounts shown below. This analysis assumes that all other variables, in particular interest rates, remain constant and ignores any impact of forecast sales and purchases.

(₹ in Crore)

Particulars	As at	As at
	March 31, 2023	March 31, 2022
Increase by 200 basis points *	1.27	-
Decrease by 200 basis points *	(1.27)	-

## Derivative financial instruments

The Company holds derivative financial instruments such as foreign currency forward contracts to mitigate the risk of changes in exchange rates on foreign currency exposures. The counterparty is generally a bank. These derivative financial instruments are valued based on quoted prices for similar assets and liabilities in active markets or inputs that are directly or indirectly observable in the marketplace.

# Notes to the Standalone Financial Statements

## Impact of Hedging Activities

### Disclosure of effects of Hedge Accounting on Financial Position

Type of Hedge Risks	Nominal Value of Hedged Instruments *		Carrying Amount of Hedging Instrument #		Hedge Maturity	Hedge Ratio	Changes in Fair Value of Hedging Instrument	Changes in Value of Hedged Item used as the basis for recognizing hedge effectiveness
	Asset	Liabilities	Asset	Liabilities				
<b>Cash Flow Hedge</b>								
Foreign exchange risk								
Foreign Exchange Forward Contracts								
					Nil			

\* Nominal value is the ₹ value of the instrument based on spot rate of the first hedge

# Carrying value is the ₹ value of the instrument based on the spot rate of the reporting date

#### (b) Regulatory risk

Sugar industry is regulated both by Central Government as well as State Government. Central and State Governments policies and regulations affects the Sugar industry and the Company's operations and profitability. Distillery business is also dependent on the Government policy.

#### (c) Commodity price risk

Sugar industry being cyclical in nature, realizations get adversely affected during downturn. Higher cane price or higher production than the demand ultimately affect profitability. The Company has mitigated this risk by well integrated business model by diversifying into co-generation and distillation, thereby utilizing the by-products.

#### (d) Interest rate risk

Interest rate risk is the risk that the fair value or future cash flows of a financial instrument will fluctuate because of changes in market interest rates.

As the Company does not have exposure to any floating-interest bearing assets, or any significant long-term fixed interest bearing assets, its interest income and related cash inflows are not affected by changes in market interest rates. Consequently, the Company's interest rate risk arises mainly from borrowings obligations with floating interest rates.

(₹ in Crore)

Particulars	As at	As at
	March 31, 2023	March 31, 2022
Variable rate borrowings	796.80	737.58
Fixed rate borrowings	6.49	91.20
<b>Total</b>	<b>803.29</b>	<b>828.78</b>

#### Sensitivity:

A change of 50 basis points in interest rates would have following impact on profit after tax-

(₹ in Crore)

Particulars	As at	As at
	March 31, 2023	March 31, 2022
Interest rates – increase by 50 basis points *	3.98	3.69
Interest rates – decrease by 50 basis points *	(3.98)	(3.69)

\* Holding all other variables constant



# Notes to the Standalone Financial Statements

## (e) Price Risk

The company's exposure to equity securities price risk arises from investments held by the company and classified in the balance sheet at fair value through Statement of Profit and loss. Since the company does not have material equity investments measured at fair value through Statement of Profit and loss, there is no material price risk exposure at the end of the financial year.

## NOTE 54: CAPITAL MANAGEMENT

For the purpose of the Company's capital management, capital includes issued equity capital, securities premium and all other equity reserves attributable to the equity shareholders of the Company. The Company's capital management is intended to maximize the return to shareholders for meeting the long-term and short-term goals of the Company through the optimization of the debt and equity balance.

The Company manages its capital structure and makes adjustments in light of changes in the financial condition and the requirements of the financial covenants. To maintain or adjust the capital structure, the Company may adjust the dividend payment to shareholders, return capital to shareholders (buy back its shares) or issue new shares. The Capital structure of the company consists of net debt (borrowings offset by cash and bank balances) and equity of the Company (Comprising issued capital, reserves and retained earnings).

In order to achieve this overall objective, the Company's capital management, amongst other things, aims to ensure that it meets financial covenants attached to the interest-bearing loans and borrowings that define capital structure requirements. The Company has complied with these covenants and there have been no breaches in the financial covenants of any interest-bearing loans and borrowings.

The Company's policy is to maintain a strong capital base so as to maintain investor, creditor and market confidence and to sustain future development of the business. The primary objective of the Company's Capital Management is to maximize the shareholder's value. Management also monitors the return on capital. The Board of Directors seek to maintain a balance between the higher returns that might be possible with higher levels of borrowing and the advantages and security afforded by a sound capital position.

### The Company monitors capital using a gearing ratio calculated as below:

(₹ in Crore)

Particulars	As at	As at
	March 31, 2023	March 31, 2022
Debt#	803.29	828.78
Less: cash and cash equivalents & bank balances	98.41	18.55
<b>Net debt</b>	<b>704.88</b>	<b>810.23</b>
Equity	995.71	885.26
<b>Gearing Ratio { net debt / (equity + net debt)}</b>	<b>41.45%</b>	<b>47.79%</b>

#Debt is defined as non-current and current borrowings including current maturities of non-current borrowings, as given in notes.

## Notes to the Standalone Financial Statements

### NOTE 55: RATIO ANALYSIS AND ITS ELEMENTS

#### NOTE 55.1: RATIO ANALYSIS & REASON OF CHANGE

Particulars	Units	March 31, 2023	March 31, 2022	Variance (%)	Reason for Variance where change is more than 25%
Current Ratio	Times	1.28	1.27	0.52%	N.A.
Debt-Equity Ratio	Times	0.81	0.94	(13.83%)	N.A.
Debt Service Coverage ratio	Times	2.29	3.11	(26.26%)	Reduction is on account of comparative higher interest and repayment of Term loan availed for capital expenditure in current and previous year.
Inventory Turnover ratio	Times	2.82	1.76	60.14%	Increase owing to higher liquidation of inventory during the year due to export and higher sale quota of sugar and sale of country liquor.
Trade Receivable Turnover Ratio	Times	21.96	14.67	49.69%	Increase on account of higher revenue from sale of country liquor and sugar sale having immaterial credit period.
Trade Payable Turnover Ratio	Times	9.59	6.49	47.84%	Increase on account of comparative prompt payment of cane dues.
Net Capital Turnover Ratio	Times	11.14	6.07	83.70%	Increase on account of higher turnover.
Net Profit Margin	Percentage	4.21%	6.62%	(36.36%)	Decrease on account of higher cost of production due to comparative lower recovery and increase in state advised sugar cane price.
Return on Equity	Percentage	11.25%	11.75%	(4.28%)	N.A.
Return on Capital Employed	Percentage	9.66%	9.16%	5.55%	N.A.
Return on Equity Investment in Subsidiary	Percentage	36.44%	(37.72%)	196.60%	Due to earning of profit by Subsidiary Company during the year as against incurring of losses in previous year.

#### NOTE 55.2: RATIO ELEMENTS

Particulars	March 31, 2023		March 31, 2022	
	Numerator	Denominator	Numerator	Denominator
Current Ratio (Current Assets/Current Liabilities)	1,098.04	859.50	1,215.23	956.20
Debt-Equity Ratio {Total Debt (Long Term Debt and Short Term Debt including Current Maturities)/Shareholder's Equity}	803.29	995.71	828.78	885.26



# Notes to the Standalone Financial Statements

Particulars	March 31, 2023		March 31, 2022	
	Numerator	Denominator	Numerator	Denominator
Debt Service Coverage ratio (Profit After Tax + Interest on Term Loan + Depreciation/ Interest on Term Loan + Long Term Principal Repayment)	160.13	69.87	140.70	45.27
Inventory Turnover ratio (Revenue From Operations/Average Inventory)	2,648.60	937.97	1,564.09	887.02
Trade Receivable Turnover Ratio (Total Sales/Average Trade Receivables)	2,648.60	120.60	1,564.09	106.61
Trade Payable Turnover Ratio (Total Purchases/Average Trade Payables)	1,595.07	166.25	1,474.98	227.29
Net Capital Turnover Ratio {(Total Income/Working Capital (i.e. Current Assets - Current Liabilities))}	2,658.22	238.54	1,571.32	259.03
Net Profit ratio (Net Profit after tax/Total Revenue)	112.02	2,658.22	104.05	1,571.32
Return on Equity ratio (Profit after tax/Shareholder's Equity)	112.02	995.71	104.05	885.26
Return on Capital Employed (Profit Before Tax + Finance cost/Equity + Debt + Deferred Tax Liability)	176.52	1,826.73	159.40	1,741.05
Return on Equity Investment in Subsidiary (Total return on Investment/Weighted average value of Investment)	3.93	10.79	(4.01)	10.63

## NOTE 56: EVENTS OCCURRING AFTER THE BALANCE SHEET DATE

The Company evaluates events and transactions that occur subsequent to the balance sheet date but prior to approval of financial statement to determine the necessity for recognition and/or reporting of any of these events and transactions in the financial statements. As of April 25, 2023 there were no material subsequent events to be recognized or reported that are not already disclosed.

## NOTE 57: OFFSETTING FINANCIAL INSTRUMENTS

There are no financial instruments which are offset, or subject to enforceable master netting arrangements and other similar agreements but not offset, as at each reporting date.

## NOTE 58: ACCIDENTAL LOSS

On March 20, 2023, due to an accident, certain quantity of 'B' Heavy molasses stored in storage tank was drained out and spread over the factory premises. Pending finalisation of survey report on the loss incurred, the Company recognises insurance claim recoverable from insurance company equivalent to the amount of estimated loss of ₹ 8.95 Crore, recognised in the financial statements.

## NOTE 59: CODE ON SOCIAL SECURITY, 2020

The Code on Social Security, 2020 ('Code') relating to employee benefits during employment and post employment received Indian Parliament approval and Presidential assent in September 2020. The Code has been published in the Gazette of India and subsequently on November 13, 2020 draft rules were published and invited for stakeholders' suggestions. However, the date on which the Code will come into effect has not been notified. The Company will assess the impact of the Code when it comes into effect and will record any related impact in the period the Code becomes effective.



# Notes to the Standalone Financial Statements

## NOTE 60: RECONCILIATION OF QUARTERLY BANK RETURNS

### Note for discrepancies :

The Bank returns were prepared and filed before the completion of all financial statement closure activities including Ind AS related adjustments/ reclassifications, as applicable, which led to these differences between the final books of accounts and the bank return which were based on provisional books of accounts. Further difference also arises on account of different valuation methodology adopted for valuing the finished goods stock in the books and for the purpose of reporting in the bank return. In the books, stock of finished goods is recorded at lower of cost or net realisable value but for bank purposes it is taken at net realisable value which is determined as per bank norms.

However there is no material difference in reporting the quantity of stock in the bank returns as compared to books of accounts.

(₹ in Crore)

Name of the bank	Quarter ended	Amount as per books of account	Amount as reported in the quarterly returns/ statements	Amount of difference
Working Capital Lenders	March 31, 2023	829.66	772.46	57.20
Working Capital Lenders	December 31, 2022	530.65	466.76	63.89
Working Capital Lenders	September 30, 2022	455.37	405.36	50.01
Working Capital Lenders	June 30, 2022	885.00	821.28	63.72

## NOTE 61: OTHER STATUTORY INFORMATION

- (i) The Company does not have any transactions with struck off companies.
- (ii) Creation of charges in respect of term loans availed from the lenders in respect of mortgage of land and building and hypothecation of fixed assets are under process as the respective agreements for mortgage/hypothecation are yet to be executed.
- (iii) The Company has not traded or invested in Crypto currency or Virtual Currency during the period/year.
- (iv) The Company has not advanced or loaned or invested funds to any other person(s) or entity(ies), including foreign entities (Intermediaries) with the understanding that the Intermediary shall:
  - (a) directly or indirectly lend or invest in other persons or entities identified in any manner whatsoever by or on behalf of the company (Ultimate Beneficiaries) or
  - (b) provide any guarantee, security or the like to or on behalf of the Ultimate Beneficiaries.
- (v) The Company has not received any fund from any person(s) or entity(ies), including foreign entities (Funding Party) with the understanding (whether recorded in writing or otherwise) that the Company shall:
  - (a) directly or indirectly lend or invest in other persons or entities identified in any manner whatsoever by or on behalf of the Funding Party (Ultimate Beneficiaries) or
  - (b) provide any guarantee, security or the like on behalf of the Ultimate Beneficiaries.
- (vi) The Company does not have any transaction which is not recorded in the books of accounts that has been surrendered or disclosed as income during the year in the tax assessments under the Income Tax Act, 1961 (such as, search or survey or any other relevant provisions of the Income Tax Act, 1961).



## Notes to the Standalone Financial Statements

- (vii) The company has not granted any loans or advances in the nature of loans to promoters, directors, KMPs, and the related parties (as defined under Companies Act, 2013), either severally or jointly with any other person, that are:
- repayable on demand; or
  - granted without specifying any terms or period of repayment
- (viii) The Company has not declared a wilful defaulter by any banks or any other financial institution at any time during the financial year.

### NOTE 62: OTHER NOTES

- In the opinion of the Board of Directors, trade receivables, other current financial assets, and other current assets have a value on realization in the ordinary course of the company's business, which is at least equal to the amount at which they are stated in the balance sheet.
- The Board of Directors at its meeting held on April 25, 2023 has approved the Financial Statement for the year ended March 31, 2023.

For **Mittal Gupta & Co.**  
Chartered Accountants  
Firm Registration No.: 001874C

For and on behalf of Board of Directors  
**Dhampur Bio Organics Limited**

**Bihari Lal Gupta**  
Partner  
M. No.: 073794

**V. K. Goel**  
Chairman  
(DIN - 00075317)

**Gautam Goel**  
Managing Director  
(DIN - 00076326)

**Sandeep Kumar Sharma**  
Whole Time Director  
(DIN - 06906510)

**Nalin Kumar Gupta**  
Chief Financial Officer

**Ashu Rawat**  
Company Secretary

Place: New Delhi  
Date: April 25, 2023

Place: New Delhi  
Date: April 25, 2023

# Independent Auditor's Report

To  
**The Members of**  
**Dhampur Bio Organics Limited**  
**Asmoli, Sambhal - U.P.**

## REPORT ON THE AUDIT OF THE CONSOLIDATED FINANCIAL STATEMENTS

### OPINION

We have audited the accompanying Consolidated financial statements of **Dhampur Bio Organics Limited** (hereinafter referred to as "the Holding Company"), and its subsidiary (the Holding Company and its subsidiary together referred to as "the Group"), which comprise the Consolidated Balance Sheet as at March 31, 2023, the Consolidated Statement of Profit and Loss (including Other Comprehensive loss), the Consolidated Statement of Changes in Equity and the Consolidated Statement of Cash Flows for the year ended on that date, and a summary of the significant accounting policies and other explanatory information (hereinafter referred to as "the Consolidated financial statements").

In our opinion and to the best of our information and according to the explanations given to us and based on the consideration of reports of other auditor on separate Financial Statements and on the other financial information of the subsidiary as referred to in 'Other Matters' paragraph below, the aforesaid consolidated financial statements give the information required by the Companies Act, 2013 ("the Act") in the manner so required and give a true and fair view in conformity with the Indian Accounting Standards prescribed under section 133 of the Act read with the Companies (Indian Accounting Standards) Rules, 2015, as amended, ("Ind AS") and other accounting principles

generally accepted in India, of the state of affairs of the Group as at March 31, 2023, and its profit, total comprehensive income, changes in equity and its cash flows for the year ended on that date.

### BASIS FOR OPINION

We conducted our audit of the consolidated financial statements in accordance with the Standards on Auditing specified under section 143(10) of the Act. Our responsibilities under those Standards are further described in the Auditor's Responsibilities for the Audit of the Consolidated Financial Statements section of our report. We are independent of the Group in accordance with the Code of Ethics issued by the Institute of Chartered Accountants of India (ICAI) together with the ethical requirements that are relevant to our audit of the consolidated financial statements under the provisions of the Act and the Rules made thereunder, and we have fulfilled our other ethical responsibilities in accordance with these requirements and the ICAI's Code of Ethics.

We believe that the audit evidence we have obtained is sufficient and appropriate to provide a basis for our audit opinion on the consolidated financial statements.

### KEY AUDIT MATTERS

Key audit matters are those matters that, in our professional judgement, were of most significance in our audit of the consolidated financial statements of the current period. These matters were addressed in the context of our audit of the consolidated financial statements as a whole, and in forming our opinion thereon, and we do not provide a separate opinion on these matter:

Key Audit Matters	Auditor's Response
<p><b>Determination of Cost of Production (COP) and Net Realizable Value (NRV) of Finished Goods and By-Products for valuation of inventory:</b></p> <p>As on March 31, 2023, the Group has inventory of finished goods, by-products and work in progress with a carrying value of ₹793.81 Crores. The inventory of finished goods viz. Sugar and ethanol is valued at the lower of COP and NRV whereas the inventory of by-products viz. molasses and bagasse is valued at NRV/Derived NRV. We considered the value of the inventory of finished goods and by-products as a key audit matter given the relative value of inventory in the consolidated financial statements and significant judgement involved in determination of COP and also the consideration of factors such as minimum sale price, monthly quota, and fluctuation in domestic and international selling prices in determination of NRV/ derived NRV.</p>	<p><b>Principal Audit Procedures</b></p> <p>We understood and tested the design and operating effectiveness of controls as established by the management in determination of COP and NRV/Derived NRV. We reviewed the cost records maintained by the management and examined the documents maintained by the management for computing the COP and NRV/ Derived NRV with reference to the principles prescribed under Ind AS-2 on "Inventories". We considered various factors including the prevailing unit specific domestic selling price of the products at year end and subsequent to the year end, yield of ethanol from "B" Heavy Molasses, prevailing selling price of "C" Heavy Molasses,,</p>



## Key Audit Matters

## Auditor's Response

contracted selling price of the products in respect of contracted sales (including exports contracts), Molasses Policy of State Government for determination of levy obligation of molasses as prevailing as on the date of our audit and initiatives taken by the Government with respect to sugar industry as a whole, for determination of NRV/ Derived NRV of the products.

Based on the above procedures performed, the management's determination of COP and NRV/ derived NRV of finished goods and by-products as at year-end and the comparison of COP with NRV for the valuation of inventory is considered to be reasonable.

## INFORMATION OTHER THAN THE CONSOLIDATED FINANCIAL STATEMENTS AND AUDITOR'S REPORT THEREON

The Holding Company's management and Board of Directors are responsible for the other information. The other information comprises the information included in the Holding Company's Annual Report, but does not include the financial statements and our auditor's report thereon. The Holding Company's annual report is expected to be made available to us after the date of this auditor's report. Our opinion on the consolidated financial statements does not cover the other information and we do not express any form of assurance conclusion thereon. In connection with our audit of the consolidated financial statements, our responsibility is to read the other information identified above when it becomes available and, in doing so, consider whether the other information is materially inconsistent with the consolidated financial statements or our knowledge obtained in the audit or otherwise appears to be materially misstated. When we read the Holding Company's annual report, if we conclude that there is a material misstatement therein, we are required to communicate the matter to those charged with governance and take necessary actions, as applicable under the relevant laws and regulations.

## RESPONSIBILITIES OF MANAGEMENT AND THOSE CHARGED WITH GOVERNANCE FOR THE CONSOLIDATED FINANCIAL STATEMENTS

The Holding Company's Board of Directors is responsible for the matters stated in Section 134(5) of the Act with respect to the preparation and presentation of these Consolidated Financial Statements that give a true and fair view of the consolidated financial position, consolidated financial performance including other comprehensive income, consolidated changes in equity and cash flows of the Group in accordance with the accounting principles generally accepted in India, including the Indian Accounting Standards (Ind AS) specified under Section 133 of the Act.

The respective Board of Directors of the entities included in the Group are responsible for the maintenance of adequate accounting records in accordance with the provisions of the Act for safeguarding of the assets of each entity and for preventing and detecting frauds and other irregularities; the selection and application of appropriate accounting policies; making judgements and estimates that are reasonable and prudent; and the design, implementation and maintenance of adequate internal financial controls, that were operating effectively for ensuring the accuracy and completeness of the accounting records, relevant to the preparation and presentation of the Consolidated Financial Statements that give a true and fair view and are free from material misstatement, whether due to fraud or error, which have been used for the purpose of preparation of the Consolidated Financial Statements by the Directors of the Holding Company, as aforesaid.

In preparing the Consolidated Financial Statements, the respective Board of Directors of the companies included in the Group are responsible for assessing the Company's ability to continue as a going concern, disclosing, as applicable, matters related to going concern and using the going concern basis of accounting unless Board of Directors either intends to liquidate the entity or to cease operations, or has no realistic alternative but to do so.

The respective Board of Directors of the companies included in the Group are responsible for overseeing the financial reporting process of each entity.

## AUDITOR'S RESPONSIBILITIES FOR THE AUDIT OF THE CONSOLIDATED FINANCIAL STATEMENTS

Our objectives are to obtain reasonable assurance about whether the Consolidated Financial Statements as a whole are free from material misstatement, whether due to fraud or error, and to issue an auditor's report that includes our

opinion. Reasonable assurance is a high level of assurance, but is not a guarantee that an audit conducted in accordance with SAs will always detect a material misstatement when it exists. Misstatements can arise from fraud or error and are considered material if, individually or in the aggregate, they could reasonably be expected to influence the economic decisions of users taken on the basis of these Consolidated Financial Statements.

As part of an audit in accordance with SAs, we exercise professional judgement and maintain professional skepticism throughout the audit. We also:

- Identify and assess the risks of material misstatement of the Consolidated Financial Statements, whether due to fraud or error, design and perform audit procedures responsive to those risks, and obtain audit evidence that is sufficient and appropriate to provide a basis for our opinion. The risk of not detecting a material misstatement resulting from fraud is higher than for one resulting from error, as fraud may involve collusion, forgery, intentional omissions, misrepresentations, or the override of internal control.
- Obtain an understanding of internal control relevant to the audit in order to design audit procedures that are appropriate in the circumstances. Under section 143(3) (i) of the Act, we are also responsible for expressing our opinion on whether the Holding Company has adequate internal financial controls system with reference to Consolidated Financial statement in place and the operating effectiveness of such controls.
- Evaluate the appropriateness of accounting policies used and the reasonableness of accounting estimates and related disclosures made by management.
- Conclude on the appropriateness of management's use of the going concern basis of accounting and, based on the audit evidence obtained, whether a material uncertainty exists related to events or conditions that may cast significant doubt on the Group's ability to continue as a going concern. If we conclude that a material uncertainty exists, we are required to draw attention in our auditor's report to the related disclosures in the Consolidated Financial Statements or, if such disclosures are inadequate, to modify our opinion. Our conclusions are based on the audit evidence obtained up to the date of our auditor's report. However, future events or conditions may cause the Group to cease to continue as a going concern.
- Evaluate the overall presentation, structure and content of the Consolidated Financial Statements, including the disclosures, and whether the Consolidated Financial Statements represent the underlying transactions and events in a manner that achieves fair presentation.
- Obtain sufficient appropriate audit evidence regarding the financial information of the entities or business activities within the Group to express an opinion on the consolidated financial statements. We are responsible for the direction, supervision and performance of the audit of the financial statements of such entities included in the Consolidated Financial Statements of which we are the independent auditors. For the other entities included in the Consolidated Financial Statements, which have been audited by other auditors, such other auditors remain responsible for the direction, supervision and performance of the audits carried out by them. We remain solely responsible for our audit opinion.

Materiality is the magnitude of misstatements in the Consolidated Financial Statements that, individually or in aggregate, makes it probable that the economic decisions of a reasonably knowledgeable user of the consolidated financial statements may be influenced. We consider quantitative materiality and qualitative factors in (i) planning the scope of our audit work and in evaluating the results of our work; and (ii) to evaluate the effect of any identified misstatements in the financial statements.

We communicate with those charged with governance of the Holding Company, among other matters, the planned scope and timing of the audit and significant audit findings, including any significant deficiencies in internal control that we identify during our audit.

We also provide those charged with governance with a statement that we have complied with relevant ethical requirements regarding independence, and to communicate with them all relationships and other matters that may reasonably be thought to bear on our independence, and where applicable, related safeguards.

From the matters communicated with those charged with governance, we determine those matters that were of most significance in the audit of the Consolidated Financial Statements of the current period and are therefore the key audit matters. We describe these matters in our auditor's report unless law or regulation precludes public disclosure about the matter or when, in extremely rare circumstances, we determine that a matter should not be communicated in our report because the adverse consequences of doing so would reasonably be expected to outweigh the public interest benefits of such communication.



## OTHER MATTERS

We did not audit the standalone financial statements of one subsidiary company i.e., Dhampur International Pte Ltd. considered in the preparation of the Consolidated Financial Statements and which together constitutes total assets of ₹34.30 Crores as at March 31, 2023, total revenue of ₹ 268.94 Crores and total comprehensive loss (comprising of net income after tax and other comprehensive income) of ₹ 3.93 Crores for the year ended March 31, 2023. These standalone financial statements and other financial information have been audited by other firm of Chartered accountants whose reports have been furnished to us by the Management, and our opinion on the Consolidated Financial Statements, in so far as it relates to the amounts and disclosures included in respect of these subsidiaries, and our report in terms of sub section (3) of section 143 of the Act, in so far as it relates to the aforesaid subsidiary company, is based solely on the report of the other auditor.

Our opinion on the consolidated financial statements, and our report on Other Legal and Regulatory Requirements below, is not modified in respect of the above matters with respect to our reliance on the work done and the reports of the other auditors and the financial statements provided by the Management.

## REPORT ON OTHER LEGAL AND REGULATORY REQUIREMENTS

1. As required by the Companies (Auditor's Report) Order, 2020 ("the Order"), issued by the Central Government of India in terms of section 143(11) of the Act, we give in the Annexure – 'A' a statement on the matters specified in paragraphs 3 and 4 of the Order to the extent applicable.
  2. As required by Section 197(16) of the Act, we report that the group has paid remuneration to its directors during the year in accordance with the provisions of and limits laid down under Section 197 read with Schedule V to the Act.
  3. As required by Section 143(3) of the Act, we report that:
    - a) We have sought and obtained all the information and explanations which to the best of our knowledge and belief were necessary for the purposes of our audit of the aforesaid Consolidated Financial Statements.
    - b) In our opinion, proper books of account as required by law in preparation of the aforesaid Consolidated Financial Statements have been kept by the Holding Company so far as it appears from our examination of those books.
    - c) The Consolidated Balance Sheet, the Consolidated Statement of Profit and Loss including Other Comprehensive Income, Consolidated Statement of Changes in Equity and the Consolidated Statement of Cash Flow dealt with by this Report are in agreement with the relevant books of account maintained for the purpose of preparation of the Consolidated Financial Statements.
- d) In our opinion, the aforesaid Consolidated financial statements comply with the Ind AS specified under Section 133 of the Act, read with Rule 7 of the Companies (Accounts) Rules, 2014 as amended.
  - e) On the basis of the written representations received from the directors as on March 31, 2023 taken on record by the Board of Directors, none of the directors is disqualified as on March 31, 2023 from being appointed as a director in terms of Section 164 (2) of the Act.
  - f) With respect to the adequacy of the internal financial controls with reference to consolidated financial statements of the Holding Company and the operating effectiveness of such controls, refer to our separate Report in "Annexure B". Our report expresses an unmodified opinion on the adequacy and operating effectiveness of the Holding Company's internal financial controls with reference to consolidated financial statements.
  - g) With respect to the other matters to be included in the Auditor's Report in accordance with Rule 11 of the Companies (Audit and Auditors) Rules, 2014, as amended in our opinion and to the best of our information and according to the explanations given to us:
    - i. The Group, as detailed in note no. 40 to the consolidated financial statements, has disclosed the impact of pending litigations on its financial position in its consolidated financial statements.
    - ii. The Group did not have any long-term contracts including derivative contracts for which there were any material foreseeable losses as at March 31, 2023.
    - iii. There has been no delay in transferring amounts, required to be transferred to the Investor Education and Protection Fund by the Holding Company.
    - iv. (a) The Management has represented to us that, to the best of its knowledge and



belief, no funds have been advanced or loaned or invested (either from borrowed funds or share premium or any other sources or kind of funds) by the Holding Company to or in any other persons or entities, including foreign entities ("Intermediaries"), with the understanding, whether recorded in writing or otherwise, that the Intermediary shall, whether, directly or indirectly lend or invest in other persons or entities identified in any manner whatsoever by or on behalf of the Holding Company ("Ultimate Beneficiaries") or provide any guarantee, security or the like on behalf of the Ultimate Beneficiaries;

- (b) The Management has represented to us that, to the best of its knowledge and belief, no funds ( which are material either individually or in aggregate) have been received by the Holding Company from any person(s) or entities, including foreign entities ("Funding Parties"), with the understanding, whether recorded in writing or otherwise, that the holding company shall, whether, directly or indirectly, lend or invest in other persons or entities identified in any manner whatsoever by or on behalf of the Funding

Party ("Ultimate Beneficiaries") or provide any guarantee, security or the like on behalf of the Ultimate Beneficiaries;

- (c) Based on our audit procedure conducted that are considered reasonable and appropriate in the circumstances, nothing has come to our attention that cause us to believe that the representation under sub- clause (i) and (ii) of Rule 11 (e) as provided under paragraph (3) (g) (iv) (a) & (b) above, contain any material misstatement.
- v. In our opinion and as per information and explanation given to us, the final dividend of ₹ 3.50 per shares proposed by the Board of Directors of the Holding Company in its meeting held on April 25, 2023 for the year is in accordance with Section 123 of the Act.

**For Mittal Gupta & CO.**

Chartered Accountants  
Firm's Registration No. 001874C

**Bihari Lal Gupta**

Partner

Membership No. 073794

UDIN: 23073794BGWGU2251

Place: New Delhi

Date: April 25, 2023



## **ANNEXURE A TO THE INDEPENDENT AUDITOR'S REPORT TO THE MEMBERS OF DHAMPUR BIO ORGANICS LIMITED ON ITS CONSOLIDATED FINANCIAL STATEMENTS DATED APRIL 25, 2023**

Report on the matters specified in paragraph 3 of the Companies (Auditor's Report) Order, 2020 ("the Order") issued by the Central Government of India in terms of section 143(11) of the Companies Act, 2013 ("the Act") as referred to in paragraph 1 of 'Report on Other Legal and Regulatory Requirements' section.

xxi) Since, the Group has not any Indian Subsidiary Company, the provisions of paragraph (xxi) of the Order are not applicable to the group.

### **For Mittal Gupta & CO.**

Chartered Accountants  
FRN 001874C

### **Bihari Lal Gupta**

Partner  
Membership No. 073794  
Place: New Delhi  
Date: April 25, 2023

## **ANNEXURE B TO THE INDEPENDENT AUDITOR'S REPORT TO THE MEMBERS OF DHAMPUR BIO ORGANICS LIMITED ON ITS CONSOLIDATED FINANCIAL STATEMENTS DATED APRIL 25, 2023**

### **Report on the Internal Financial Controls Over Financial Reporting under Clause (i) of Sub-section 3 of Section 143 of the Companies Act, 2013 ("the Act") as referred to in paragraph 3(f) of 'Report on Other Legal and Regulatory Requirements' section**

In conjunction with our audit of the Consolidated Financial Statements of **Dhampur Bio Organics Limited** ("the Holding Company") as of March 31, 2023, we have audited the internal financial controls with reference to consolidated financial statements of Holding Company and such Company, if any incorporated in India under the Companies Act, 2013 which is its subsidiary company, as of that date. as of March 31, 2023.

### **MANAGEMENT'S RESPONSIBILITY FOR INTERNAL FINANCIAL CONTROLS**

The Management of Holding Company and its Board of Directors is responsible for establishing and maintaining internal financial controls based on the internal control over financial reporting criteria established by the Company considering the essential components of internal control stated in the Guidance Note on Audit of Internal Financial Controls Over Financial Reporting issued by the "Institute of Chartered Accountants of India". These responsibilities include the design, implementation and maintenance of adequate internal financial controls that were operating effectively for ensuring the orderly and efficient conduct of its business, including adherence to the Company's policies, the safeguarding of its assets, the prevention and detection of frauds and errors, the accuracy and completeness of the accounting records, and the timely preparation of reliable financial information, as required under the Act.

### **AUDITOR'S RESPONSIBILITY**

Our responsibility is to express an opinion on the internal financial controls with reference to consolidated financial statements based on our audit. We conducted our audit in accordance with the Guidance Note and the Standards on Auditing, prescribed under section 143(10) of the Act, to the extent applicable to an audit of internal financial controls with reference to consolidated financial statements. Those Standards and the Guidance Note require that we comply with ethical requirements and plan and perform the audit to obtain reasonable assurance about whether adequate internal financial controls with reference to consolidated financial statements were established and maintained and if such controls operated effectively in all material respects. Our audit involves performing procedures to obtain audit evidence about the adequacy of the internal financial controls

with reference to consolidated financial statements and their operating effectiveness. Our audit of internal financial controls with reference to consolidated financial statements included obtaining an understanding of internal financial controls with reference to consolidated financial statements, assessing the risk that a material weakness exists, and testing and evaluating the design and operating effectiveness of the internal controls based on the assessed risk. The procedures selected depend on the auditor's judgement, including the assessment of the risks of material misstatement of the consolidated financial statements, whether due to fraud or error. We believe that the audit evidence we have obtained is sufficient and appropriate to provide a basis for our audit opinion on the internal financial controls with reference to consolidated financial statements.

### **MEANING OF INTERNAL FINANCIAL CONTROLS SYSTEM OVER FINANCIAL REPORTING WITH REFERENCE TO CONSOLIDATED FINANCIAL STATEMENTS**

A company's internal financial controls with reference to consolidated financial statements is a process designed to provide reasonable assurance regarding the reliability of financial reporting and the preparation of consolidated financial statements for external purposes in accordance with generally accepted accounting principles. A company's internal financial controls with reference to consolidated financial statements includes those policies and procedures that (1) pertain to the maintenance of records that, in reasonable detail, accurately and fairly reflect the transactions and dispositions of the assets of the company; (2) provide reasonable assurance that transactions are recorded as necessary to permit preparation of consolidated financial statements in accordance with generally accepted accounting principles, and that receipts and expenditures of the company are being made only in accordance with authorisations of management and directors of the company; and (3) provide reasonable assurance regarding prevention or timely detection of unauthorised acquisition, use, or disposition of the company's assets that could have a material effect on the consolidated financial statements.

### **INHERENT LIMITATIONS OF INTERNAL FINANCIAL CONTROLS OVER FINANCIAL REPORTING WITH REFERENCE TO THESE CONSOLIDATED FINANCIAL STATEMENTS**

Because of the inherent limitations of internal financial controls with reference to consolidated financial statements, including the possibility of collusion or improper management



override of controls, material misstatements due to error or fraud may occur and not be detected. Also, projections of any evaluation of the internal financial controls with reference to consolidated financial statements to future periods are subject to the risk that the internal financial controls with reference to consolidated financial statements may become inadequate because of changes in conditions, or that the degree of compliance with the policies or procedures may deteriorate.

### OPINION

In our opinion, the Holding Company has, in all material respects, an adequate internal financial controls system over financial reporting with reference to these consolidated financial statements and such internal financial controls over

financial reporting were operating effectively as at March 31, 2023, based on the internal control over financial reporting criteria established by the Company considering the essential components of internal control stated in the Guidance Note on Audit of Internal Financial Controls Over Financial Reporting issued by the Institute of Chartered Accountants of India

**For Mittal Gupta & CO.**

Chartered Accountants  
Firm's Registration No. 001874C

**Bihari Lal Gupta**

Partner  
Membership No. 073794

Place: New Delhi  
Date: April 25, 2023

# Consolidated Balance sheet

As at March 31, 2023

(₹ in Crore)

Particulars	Note No.	As at March 31, 2023	As at March 31, 2022
<b>ASSETS</b>			
<b>Non-Current Assets</b>			
Property, Plant and Equipment	4	902.19	683.14
Right-of-Use Assets	5	7.13	6.43
Capital Work-in-progress	6	36.17	78.30
Financial Assets			
(i) Others	7 (i)	2.21	1.72
Tax Assets	8	0.40	-
Other Non Current Assets	9 (i)	4.49	8.47
<b>Total Non-Current Assets</b>	(a)	<b>952.59</b>	<b>778.06</b>
<b>Current Assets</b>			
Inventories	10	819.28	1,056.64
Financial Assets			
(i) Trade Receivables	11	153.67	107.51
(ii) Cash and Cash Equivalents	12	104.05	22.98
(iii) Bank balances other than (ii) above	13	3.41	2.03
(iv) Loans & Advances	14	-	2.35
(v) Others	7 (ii)	0.48	0.08
Other Current Assets	9 (ii)	43.98	30.36
<b>Total Current Assets</b>	(b)	<b>1,124.87</b>	<b>1,221.95</b>
<b>Total Assets</b>	(a+b)	<b>2,077.46</b>	<b>2,000.01</b>
<b>EQUITY AND LIABILITIES</b>			
<b>Equity</b>			
Equity Share Capital	15	66.39	66.39
Other Equity	16	922.34	812.11
<b>Total Equity</b>	(c)	<b>988.73</b>	<b>878.50</b>
<b>Non-Current Liabilities</b>			
Financial Liabilities			
(i) Borrowings	17 (i)	168.72	108.49
(ii) Lease Liabilities	18 (i)	4.76	3.96
Provisions	21 (i)	21.33	17.53
Deferred tax liabilities (net)	24	34.90	33.99
Other Non-Current Liabilities	22 (i)	0.06	1.26
<b>Total Non-Current Liabilities</b>	(d)	<b>229.77</b>	<b>165.23</b>
<b>Current Liabilities</b>			
Financial Liabilities			
(i) Borrowings	17 (ii)	634.59	720.29
(ii) Lease Liabilities	18 (ii)	2.26	1.90
(iii) Trade Payables	19		
(a) Due to Micro and Small Enterprises		4.65	3.40
(b) Other than Micro and Small Enterprises		159.24	165.27
(iv) Other Financial Liabilities	20	34.73	36.73
Provisions	21 (ii)	3.52	2.38
Other Current Liabilities	22 (ii)	19.10	25.58
Current Tax Liabilities (Net)	23	0.87	0.73
<b>Total Current Liabilities</b>	(e)	<b>858.96</b>	<b>956.28</b>
<b>Total Equity and Liabilities</b>	(c+d+e)	<b>2,077.46</b>	<b>2,000.01</b>

The accompanying notes from 1 to 60 form an integral part of the Consolidated financial statements.

**This is the Consolidated Balance Sheet referred to in our report of even date**

 For **Mittal Gupta & Co.**

Chartered Accountants

Firm Registration No.: 001874C

For and on behalf of Board of Directors

**Dhampur Bio Organics Limited**
**Bihari Lal Gupta**

Partner

M. No.: 073794

Place: New Delhi

Date: April 25, 2023

**V. K. Goel**

Chairman

(DIN - 00075317)

Place: New Delhi

Date: April 25, 2023

**Gautam Goel**

Managing Director

(DIN - 00076326)

**Sandeep Kumar Sharma**

Whole Time Director

(DIN - 06906510)

**Nalin Kumar Gupta**

Chief Financial Officer

**Ashu Rawat**

Company Secretary



# Consolidated Statement of Profit and Loss

For the year ended March 31, 2023

(₹ in Crore)

Particulars	Note No.	For the year ended March 31, 2023	For the year ended March 31, 2022
<b>INCOME</b>			
I. Revenue from Operations	25	2,654.44	1,564.09
II. Other Income	26	11.42	7.69
<b>III. Total Income (I+II)</b>		<b>2,665.86</b>	<b>1,571.78</b>
<b>EXPENSES</b>			
(a) Cost of Raw Materials Consumed	27	1,588.25	1,477.16
(b) Excise duty on sale of goods	28	246.91	-
(c) Purchase of Stock-in-Trade	29	3.90	7.91
(d) Changes in inventories of finished goods, work-in-progress and stock-in-trade	30	243.95	(353.48)
(e) Employees benefits expenses	31	108.02	73.63
(f) Depreciation and Amortisation	32	40.53	31.29
(g) Finance costs	33	40.84	29.69
(h) Other Expenses	34	272.10	176.17
(i) Pre-Operative and trial run expenses capitalised	35	(13.41)	-
<b>IV. Total Expenses (a to i)</b>		<b>2,531.09</b>	<b>1,442.37</b>
<b>V. Profit Before Exceptional Items and Tax (III-IV)</b>		<b>134.77</b>	<b>129.41</b>
VI. Exceptional Items	36	-	-
<b>VII. Profit Before Tax (V-VI)</b>		<b>134.77</b>	<b>129.41</b>
<b>VIII. Tax Expense</b>			
(a) Current Tax	37	22.43	23.29
(b) Deferred Tax	37	1.24	3.79
<b>IX. Profit for the year (VII-VIII)</b>		<b>111.10</b>	<b>102.33</b>
<b>X. Other Comprehensive Income</b>			
A (i) Items that will not be reclassified to profit or loss	38		
- Remeasurement benefits (losses) on defined benefit obligation		(2.44)	0.12
- Gain (loss) on fair value of equity investments		-	(0.01)
(ii) Tax on above		0.61	(0.03)
B (i) Items that will be reclassified to profit or loss			
- Cash Flow Hedge Reserve		(0.13)	-
- Foreign Currency Translation Reserve		1.11	0.35
(ii) Tax on above		(0.28)	-
<b>Other Comprehensive Income to be transferred to Other Equity for the year</b>		<b>(1.13)</b>	<b>0.43</b>
<b>XI. Total Comprehensive Income for the year (IX+X)</b>		<b>109.97</b>	<b>102.76</b>
<b>XII. Earnings Per Share:</b>			
Basic & Diluted : (₹)	39	16.74	15.41

The accompanying notes from 1 to 60 form an integral part of the Consolidated financial statements

**This is the Consolidated Statement of Profit and Loss referred to in our report of even date.**For **Mittal Gupta & Co.**

Chartered Accountants

Firm Registration No.: 001874C

For and on behalf of Board of Directors

**Dhampur Bio Organics Limited****Bihari Lal Gupta**

Partner

M. No.: 073794

Place: New Delhi

Date: April 25, 2023

**V. K. Goel**

Chairman

(DIN - 00075317)

Place: New Delhi

Date: April 25, 2023

**Gautam Goel**

Managing Director

(DIN - 00076326)

**Sandeep Kumar Sharma**

Whole Time Director

(DIN - 06906510)

**Nalin Kumar Gupta**

Chief Financial Officer

**Ashu Rawat**

Company Secretary



# Consolidated Statement of Changes in Equity

For the year ended March 31, 2023

## A. EQUITY SHARE CAPITAL

Particulars	No. of Shares	(₹ in Crore)
<b>Balance as at April 1, 2021</b>	66387590	66.39
Change in Equity shares Capital due to prior period errors	-	-
<b>Restated balance at April 1, 2021</b>	<b>66387590</b>	<b>66.39</b>
Changes in Equity Share Capital during the year	-	-
<b>Balance as at March 31, 2022</b>	<b>66387590</b>	<b>66.39</b>
<b>Balance as at April 1, 2022</b>	66387590	66.39
Change in Equity shares Capital due to prior period errors	-	-
<b>Restated balance at April 1, 2022</b>	<b>66387590</b>	<b>66.39</b>
Changes in Equity Share Capital during the year	-	-
<b>Balance as at March 31, 2023</b>	<b>66387590</b>	<b>66.39</b>

## B. OTHER EQUITY

(₹ in Crore)

Particulars	Reserves & Surplus				Other Comprehensive Income			Total
	Capital Reserve	Storage Fund/ Reserve for Molasses	Retained Earnings	Remeasurement of defined benefit plans	FVOCI Equity Reserve	Foreign currency translation reserve	FVOCI Cash Flow Hedge Reserve	
<b>Balance as at April 1, 2021*</b>	<b>708.41</b>	-	<b>(0.01)</b>	-	<b>(0.14)</b>	<b>0.91</b>	-	<b>709.17</b>
Add/(Less): Transfer to/ from storage fund for molasses/Retained earning	-	0.17	(0.17)	-	-	-	-	-
Add: Profit for the year	-	-	101.89	-	-	-	-	101.89
Add: Comprehensive Income for the year	-	-	-	0.09	-	-	-	0.09
Add: Transferred from FVOCI Equity Investments	-	-	(0.15)	-	-	-	-	(0.15)
Add: Addition during the year	-	-	-	-	(0.01)	0.35	-	0.34
Add: Transferred to Retained earnings from FVOCI equity investments	-	-	-	-	0.15	-	-	0.15
Add: Molasses fund created during the year	-	0.18	-	-	-	-	-	0.18
<b>Balance as at March 31, 2022</b>	<b>708.41</b>	<b>0.35</b>	<b>101.56</b>	<b>0.09</b>	-	<b>1.26</b>	-	<b>811.67</b>
Change due to Prior period errors	-	-	0.44	-	-	-	-	0.44
<b>Restated balance as at March 31, 2022</b>	<b>708.41</b>	<b>0.35</b>	<b>102.00</b>	<b>0.09</b>	-	<b>1.26</b>	-	<b>812.11</b>
Add: Profit after tax for the year	-	-	111.10	-	-	-	-	111.10
Add: Comprehensive Income for the year	-	-	-	(1.83)	-	-	-	(1.83)
Add: Addition during the year	-	-	-	-	-	0.83	(0.13)	0.70
Add: Molasses fund created during the year	-	0.26	-	-	-	-	-	0.26
<b>Balance as at March 31, 2023</b>	<b>708.41</b>	<b>0.61</b>	<b>213.10</b>	<b>(1.74)</b>	-	<b>2.09</b>	<b>(0.13)</b>	<b>922.34</b>

\* Pursuant to the scheme of arrangement (Refer note no.46)

The accompanying notes from 1 to 60 form an integral part of the financial statements

**This is the Consolidated Statement of Changes in Equity referred to in our report of even date.**

For **Mittal Gupta & Co.**

Chartered Accountants

Firm Registration No.: 001874C

For and on behalf of Board of Directors

**Dhampur Bio Organics Limited**

**Bihari Lal Gupta**

Partner

M. No.: 073794

Place: New Delhi

Date: April 25, 2023

**V. K. Goel**

Chairman

(DIN - 00075317)

Place: New Delhi

Date: April 25, 2023

**Gautam Goel**

Managing Director

(DIN - 00076326)

**Sandeep Kumar Sharma**

Whole Time Director

(DIN - 06906510)

**Nalin Kumar Gupta**

Chief Financial Officer

**Ashu Rawat**

Company Secretary



# Consolidated Statement of Cash Flow

For the year ended March 31, 2023

(₹ in Crore)

Particulars	For the year ended March 31, 2023	For the year ended March 31, 2022
<b>A. Cash flow from operating activities</b>		
Net Profit Before Exceptional Items and Tax:	134.77	129.41
<b>Adjustments for:</b>		
Interest income	(0.48)	(0.52)
Loss/(Profit) on Sale of Property, Plant and Equipment and Intangible assets (net)	(0.03)	(1.67)
Transfer to Sugar Molasses Fund	0.26	0.18
Depreciation and Amortisation	40.53	31.29
Interest expense	40.74	29.69
Allowance for expected credit loss	0.80	0.06
Foreign Currency Translation Reserve	1.20	0.35
Bad debts written-off/Balance Written Back	(6.76)	0.67
<b>Operating cash flow before working capital changes</b>	<b>211.03</b>	<b>189.46</b>
Changes in inventories	237.35	(339.25)
Changes in trade and other receivables	(47.19)	(1.90)
Changes in other non current and current financial asset	(8.21)	(0.52)
Changes in other non current and other current assets	(4.32)	25.83
Changes in trade and other payables	2.24	(128.98)
Changes in other non-current and other current financial liabilities	10.58	24.23
Changes in other non-current and other current liabilities	(11.80)	5.70
Changes in long term and short term provision	1.06	1.52
<b>Cash generated from / (used in) operations</b>	<b>390.74</b>	<b>(223.91)</b>
Income taxes paid	(22.63)	(22.56)
<b>Net Cash Generated from/ (used in) Operating Activities</b>	<b>A</b>	<b>(246.47)</b>
<b>B. Cash flow from investing activities</b>		
Purchase of Property, Plant and Equipment and Intangible assets	(223.32)	(161.37)
Proceeds from sale of Property, Plant and Equipment and Intangible assets	13.15	18.99
Proceeds from sale of Investment	-	0.18
Changes in Loans (Net)	2.60	3.53
Interest received	0.29	2.13
Changes in fixed deposit placed with Banks	(1.63)	(1.22)
<b>Net cash generated from / (used in) investing activities</b>	<b>B</b>	<b>(137.76)</b>

# Consolidated Statement of Cash Flow

For the year ended March 31, 2023

(₹ in Crore)

Particulars	For the year ended March 31, 2023	For the year ended March 31, 2022
<b>C. Cash flow from financing activities</b>		
Payment of lease liability	(3.46)	(2.54)
Repayment of long term borrowings	(63.44)	(50.87)
Proceeds from long term borrowings	140.00	84.25
Proceeds/ (Repayment) of short term borrowings	(104.45)	394.83
Interest payment on borrowings	(46.77)	(32.33)
<b>Net cash generated from / (used in) financing activities</b>	<b>C (78.12)</b>	<b>393.34</b>
<b>Net increase in cash and cash equivalents (A+B+C)</b>	<b>81.08</b>	<b>9.11</b>
Cash and cash equivalents at the beginning of year	22.97	#
Add: Cash and cash equivalents acquired on pursuant to the Scheme of Arrangement	-	13.87
<b>Cash and cash equivalents at the end of year (refer note below)</b>	<b>104.05</b>	<b>22.98</b>

## Note:

The above consolidated cash flow statement has been prepared under the indirect method set out in Indian Accounting Standard (Ind AS) 7.

Figures in brackets indicate cash outflow from respective activities.

Cash and cash equivalents as at the Balance Sheet date consists of :

(₹ in Crore)

Particulars	As at March 31, 2023	As at March 31, 2022
Cash in hand	0.52	0.55
Cheque in Hand	-	15.58
Fixed Deposit	97.00	-
Balances with banks	6.54	6.85
<b>Total</b>	<b>104.05</b>	<b>22.98</b>

*#In previous year amount for opening Cash and cash equivalents as on April 1, 2021 was ₹ 34,159/-*

The accompanying notes from 1 to 60 form an integral part of the Consolidated financial statements

**This is the Consolidated Statement of Cash Flow referred to in our report of even date.**

For **Mittal Gupta & Co.**  
Chartered Accountants  
Firm Registration No.: 001874C

For and on behalf of Board of Directors  
**Dhampur Bio Organics Limited**

**Bihari Lal Gupta**  
Partner  
M. No.: 073794

**V. K. Goel**  
Chairman  
(DIN - 00075317)

**Gautam Goel**  
Managing Director  
(DIN - 00076326)

**Sandeep Kumar Sharma**  
Whole Time Director  
(DIN - 06906510)

**Nalin Kumar Gupta**  
Chief Financial Officer

**Ashu Rawat**  
Company Secretary

Place: New Delhi  
Date: April 25, 2023

Place: New Delhi  
Date: April 25, 2023



# Notes to the Consolidated Financial Statements

## 1 COMPANY OVERVIEW

### Corporate Information

The consolidated financial statements comprises financial statements of Dhampur Bio Organics Limited ('the Company' or the "Holding Company") and its subsidiary Company, Dhampur International PTE Ltd (collectively referred to as "the Group") for the year ended March 31, 2023.

The Company having having CIN No. U15100UP2020PLC136939 is a public limited company and incorporated under the provision of the Companies Act, 2013 applicable in India and has its registered office of the Company is situated at Sugar Mill Compound, Village Asmoli Sambhal Moradabad Uttar Pradesh, India.

The Company is integrate conglomerate, primary engaged in the manufacturing of sugar, chemicals, ethanol, co-generation of power and other allied products at its three manufacturing units located at Asmoli, District Sambhal, Mansurpur, District Muzaffarnagar and Meerganj, District Bareilly in Uttar Pradesh. The Group's allied business consist of Business of importers, exporters of sugar, ethyl alcohol and other agri commodities.

Allahabad bench of NCLT, vide order dated April 27, 2022 approved the Scheme of Arrangement ("The Scheme") between Dhampur Sugar Mills Limited ("DSML" "Demerged Company") and DBOL for demerger of three manufacturing units ("Demerged Undertakings") with effect from Appointed Date i.e. April 01, 2021. The Scheme became effective on May 3, 2022 and consequent thereto, the entire business of Demerged Undertakings stand transferred and vested in the Company as a going concern with effect from Appointed Date. Pending full implementation of the scheme and transfer of requisite licences registration and agreements, certain transactions of Demerged Undertakings during the year are executed in the name of DSML but recorded in the books of DBOL as per the provision of the Scheme.

The Holding Company's equity shares are listed on BSE Limited and National Stock Exchange of India Limited.

## 2 CONSOLIDATED SIGNIFICANT ACCOUNTING POLICIES:

The significant accounting policies applied by the Group in the preparation of its consolidated financial statements are listed below. Such accounting policies have been applied consistently to all the periods presented in these consolidated financial statements, unless otherwise indicated.

### i. Basis of preparation and presentation

#### a. Compliance with Ind AS

The Consolidated financial statements comply in all material aspects with Indian Accounting Standards (Ind AS) notified under section 133 of the Companies Act, 2013 (the Act) read with the Rule 3 of the Companies (Indian Accounting Standards) Rules, 2015 (as amended) and relevant amendment rules thereafter and accounting principles generally accepted in India.

These Consolidated financial statements are approved and adopted by Board of Directors in their meeting held on Tuesday, April 25, 2023.

#### b. Basis of preparation

The consolidated financial statements have been prepared on the historical cost basis except for certain financial assets and liabilities that are measured at fair values at the end of each reporting period, assets for defined benefit plans are measured at fair value, assets held for sale which are measured at lower of cost and fair value less cost to sell as explained further in notes to consolidated financial statements.

#### c. Functional and presentation currency

The consolidated financial statements are presented in Indian rupees (₹) and all values are rounded to the nearest crores and two decimals thereof, except if otherwise stated.

# Notes to the Consolidated Financial Statements

## d. Operating Cycle

All assets and liabilities has been classified as current and non-current as per the Holding Company's normal operating cycle criteria set out below which are in accordance with the Schedule III to the Act. Based on the nature of services and time between the acquisition of assets for providing of services and their realisation in Cash and Cash equivalent, the Group has ascertained its operating cycle as 12 months for the purpose of current/non-current classification of assets and liabilities

## e. Basis of Consolidation

The consolidated financial statements related to Dhampur Bio Organics Limited ("The Company" and its Subsidiary Collectively referred as the "Group"). The Holding Company consolidates all entities which are controlled by it.

In the case of subsidiary company, control is achieved when the group is exposed, or has right, to variable return from its involvement with the investee and has the ability to affect those returns through its power over the investee. Specifically, the Group controls an investee if and only if the Group has:

- Power over the investee (i.e. existing rights that give it the current ability to direct the relevant activities of the investee)
- Exposure, or rights, to variable returns from its involvement with the investee, and
- The ability to use its power over the investee to affect its returns

The group re-assesses whether or not it controls an investee if facts and circumstances indicate that there are changes to one or more of the three elements of control.

Consolidation of a subsidiary begins when the Group obtains control over the subsidiary and ceases when the Group losses control of the subsidiary. Assets, Liabilities, Income and Expenses of a subsidiary acquired or disposed of during the year are included in the consolidated financial statements from the date the group gains control until the date the Group ceases to control the subsidiary. The Proportion of ownership in the subsidiary is as follows:

Name of subsidiary	Country of incorporation	Proportion of ownership interest
Dhampur International PTE Ltd	Singapore	100.00%

Consolidated financial statements are prepared using uniform accounting policies for like transactions and other events in similar circumstances. If a member of the group uses accounting policies other than those adopted in the consolidated financial statements for like transactions and events in similar circumstances, appropriate adjustments are made to that group member's financial statement in preparing the consolidated financial statements to ensure conformity with the group's accounting policies.

The consolidated financial statements of all entities used for the purpose of consolidation are drawn up to same reporting date as that of the parent company, i.e. year ended on March 31.

Profit or loss and each component of other comprehensive income (OCI) are attributed to the owners of the Company and to the non-controlling interests. Total comprehensive income of subsidiaries is attributed to the owners of the Holding Company and to the non-controlling interests even if this results in the non-controlling interests having a deficit balance.

## f. Consolidation procedure

The consolidated financial statements have been prepared on the following basis:

- (i) The financial statements of the Holding Company and its subsidiaries are combined on a line-by-line basis by adding together like items of assets, liabilities, equity, incomes, expenses and cash flows, after fully eliminating intra-group balances and intra-group transactions.



# Notes to the Consolidated Financial Statements

- (ii) Profits or losses resulting from intra-group transactions that are recognised in assets, such as inventory and property, plant & equipment, are eliminated in full.
- (iii) In case of foreign subsidiaries, revenue items are consolidated at the average rate prevailing during the year. All assets and liabilities are converted at rates prevailing at the end of the year. Any exchange difference arising on consolidation is recognised in the Foreign Currency Translation Reserve.
- (iv) Offset (eliminate) the carrying amount of the parent's investment in each subsidiary and the parent's portion of equity of each subsidiary.
- (v) The difference between the proceeds from disposal of investment in subsidiaries and the carrying amount of its assets less liabilities as on the date of disposal is recognised in the Consolidated Statement of Profit and Loss being the profit or loss on disposal of investment in subsidiary.
- (vi) Non-Controlling Interest's share of profit / loss of consolidated subsidiaries for the year is identified and adjusted against the income of the group in order to arrive at the net income attributable to owners of the Holding Company.
- (vii) Non-Controlling Interest's share of net assets of consolidated subsidiaries is identified and presented in the Consolidated Balance Sheet separate from liabilities and the equity of the owners of the Holding Company.

## ii. Current versus non-current classification

The Group presents assets and liabilities in the balance sheet based on current/ non-current classification.

An asset is treated as current when it satisfies any of the following criteria:

- Expected to be realised or intended to be sold or consumed in the group's normal operating cycle;
- Held primarily for the purpose of trading;
- Expected to be realised within twelve months after the reporting date; or
- Cash or cash equivalent unless restricted from being exchanged or used to settle liability for at least twelve months after the reporting date.

Current assets include the current portion of non-current financial assets. All other assets are classified as non-current.

A liability is treated as current when it satisfies any of the following criteria:

- Expected to be settled in the group's normal operating cycle;
- Held primarily for the purpose of trading;
- Due to be settled within twelve months after the reporting date;
- The Group does not have an unconditional right to defer settlement of the liability for at least twelve months after the reporting date; or

Terms of a liability that could, at the option of the counterparty, result in its settlement by the issue of equity instruments do not affect its classification.

Current liabilities include the current portion of non-current financial liabilities. All other liabilities are classified as non-current.

The Group has ascertained its operating cycle as 12 months for the purpose of current and non-current classification of assets and liabilities.



# Notes to the Consolidated Financial Statements

### iii. Property, plant and equipment & capital work-in-progress

Property, plant and equipment (PPE) are tangible items that are held for use in the production or supply for goods and services, rental to others or for administrative purposes and are expected to be used during more than one period.

The cost of an item of property, plant and equipment is being recognised as an asset if and only if it is probable that future economic benefits associated with the item will flow to the Group and the cost of the item can be measured reliably. Subsequent costs are included in the asset's carrying amount only when it is probable that future economic benefits associated with the item will flow to the entity and the cost of the item can be measured reliably.

Freehold lands are stated at cost. All other items of property, plant and equipment are stated at cost, net of recoverable taxes less accumulated depreciation and impairment loss, if any.

Property, plant and equipment acquired under the Scheme of Arrangement of demerger of undertakings are stated at the carrying amount appearing in the books of Demerged Company.

The cost of an asset includes the purchase cost of material, including import duties, non-refundable taxes and directly attributable costs of bringing an asset to the location and condition of its intended use and trial run expenditure (Net of amount realised on goods produced during trial run). For this purpose, cost includes carrying value as Deemed cost on the date of transition. Interest on borrowings used to finance the construction of qualifying assets are capitalised as part of the cost of the asset until such time that the asset is ready for its intended use.

Items of spare parts, stand-by equipment and servicing equipment which meet the definition of property, plant and equipment are capitalized. Other spare parts are carried as inventory and recognized in the statement of profit and loss on consumption. When parts of an item of PPE have different useful lives, they are accounted for as separate component.

When significant parts of Property, Plant and Equipment are required to be replaced at intervals, the Group derecognized the carrying amount of replaced parts and recognized the new parts with owned associated useful life and depreciate it accordingly. likewise when a major inspection is performed, its cost is recognised in carrying amount of the plant and equipment, if recognition criteria are satisfied. All other repair and maintenance costs are recognised in the Consolidated Statement of Profit and Loss as incurred.

The present value of the expected cost for the decommissioning of an asset after its use, if any, is included in the cost of the respective asset if the recognition criteria for a provision are met.

The cost and related accumulated depreciation are eliminated from the consolidated financial statement upon sale or retirement of the asset and resultant gain or loss are recognized in the Consolidated Statement of Profit and Loss.

Assets identified and technically evaluated as obsolete are retired from active use and held for disposal are stated at the lower of its carrying amount and fair value less cost to sell.

Capital work-in-progress, representing expenditure incurred in respect of assets under development and not ready for their intended use, are carried at cost. Cost includes related acquisition expenses, construction cost, related borrowing cost and other direct expenditure, and trial run expenditure.

### iv. Intangible assets

Intangible assets are recognized when it is probable that the future economic benefits that are attributable to the assets will flow to the Group and the cost of assets can be measured reliably.



# Notes to the Consolidated Financial Statements

Intangible assets acquired separately are measured on initial recognition at cost. Following initial recognition, intangible assets are carried at cost less accumulated amortisation and accumulated impairment losses. For this purpose, cost includes carrying value as Deemed cost on the date of transition.

Internally generated intangible assets, excluding capitalized development costs, are not capitalized and expenditure is reflected in the consolidated statement of profit and loss in the year in which the expenditure is incurred.

An intangible asset is derecognised on disposal, or when no future economic benefits are expected from use or disposal. Gains or losses arising from derecognition of an intangible asset, measured as the difference between the net disposal proceeds and the carrying amount of the asset, is recognised in the consolidated statement of profit and loss.

## v. Investment Properties

Investment Properties are measured initially at cost including transaction cost. Subsequent to such recognition, investment properties are stated at cost less accumulated depreciation and accumulated impairment loss, if any. The cost includes cost of replacing parts and borrowing cost for long term construction projects, if the recognition criteria are met. When significant parts of investment property are required to be replaced at intervals, the Group depreciate them separately based on their specific useful lives.

All other repairs and maintainance costs are recognised in the Consolidated Statement of Profit & Loss as and when incurred. The investment properties are derecognized either when they have been disposed off or when they are permanently withdrawn from use and no future economic benefit is expected. The difference between the net disposal proceeds and the carrying amount of the assets is recognised in the Consolidated Statement of Profit and Loss in the period of de-recognition.

The fair value of the investment properties, based on an annual evaluation performed by an accredited external independent valuer, is disclosed in the notes.

## vi. Depreciation and amortization

The classification of plant and machinery into continuous and non-continuous process is done as per their use and depreciation thereon is provided accordingly. Depreciation commences when the assets are available for their intended use. Depreciation is calculated using the straight-line method to allocate their cost, net of their residual values, over their estimated useful lives.

The management has estimated the useful lives and residual values of all property, plant and equipment and adopted useful lives as stated in Schedule II of the Companies Act, 2013.

The Group has used the following useful lives to provide depreciation on its tangible assets:"

Assets	Useful Lives
Building	03-60 years
Plant & equipment	15-40 years
Furniture & fixtures	10 years
Weighbridge	15 years
Computers	03 years
Office equipment	05 years
Electrical appliances	15 years
Vehicles	08 years
Right-of-Use Assets	Note No. xiii

# Notes to the Consolidated Financial Statements

Intangible assets are amortized on a straight-line basis over the estimated useful economic life of the assets. The Group uses a rebuttable presumption that the useful life of intangible assets is ten years from the date when the assets is available for use. The estimated useful lives, residual values and depreciation method are reviewed at the end of each financial year and are given effect to wherever appropriate.

## vii. Foreign currency translations/Conversion

Transactions in foreign currencies are initially recorded at the functional currency spot rate prevailing at the date the transaction first qualifies for recognition.

Monetary assets and liabilities related to foreign currency transactions remaining outstanding at the balance sheet date are translated at the functional currency spot rate of exchange prevailing at the balance sheet date. Any income or expense arising on account of foreign exchange difference either on settlement or on translation is recognised in the Consolidated Statement of Profit and Loss.

Non-monetary items which are carried at historical cost denominated in a foreign currency are translated using the exchange rate at the date of the initial transaction.

## viii. Inventories

Raw material, process chemicals, stores and packing material are measured at weighted average cost. Work in progress, traded and finished goods (other than by products and scraps) are measured at lower of cost or net realizable value.

By products and scrap are carried at estimated Net Realizable Value. 'B' Heavy molasses, a by product, and sugar syrup, an intermediate product, are measured at derived value based on yield/recovery of ethanol reckoned with respect to NRV of 'C' Heavy molasses/Ethanol.

Cost of finished goods and work in progress comprises of raw material cost (net of realizable value of By-products), variable and fixed production overhead, which are allocated to work in progress and finished goods on full absorption cost basis. Cost of inventory also includes all other cost incurred in bringing the inventories to their respective present location and condition. Borrowing costs are not included in the value of inventories. Cost of traded goods is measured on FIFO basis and it includes incidental expenses.

The Cost of purchase is net of taxes which are refundable by the Government and is inclusive of incidental expenses.

Net realizable value (NRV) is the estimated selling price in the ordinary course of business less estimated costs of completion and the estimated costs necessary to make the sale.

## ix. Revenue recognition

The Group derives revenue primarily from sale of sugar and other by-products produced from processing of sugar cane, sale of power and sale of chemicals.

Revenue is recognized upon transfer of control of promised products or services to customers in an amount that reflects the consideration, the group expect to receive in exchange of those products or services. Revenue is inclusive of excise duty and excluding estimated discount, pricing incentives, rebates, other similar allowances to the customers and excluding GST and other taxes and amounts collected on behalf of third parties or government, if any.

### Sale of goods

Revenue from the sale of goods is recognised when the goods are delivered and titles have passed, at which time all the following conditions are satisfied:

- the Group has transferred to the buyer the significant risks and rewards of ownership of the goods;



# Notes to the Consolidated Financial Statements

- the Group retains neither continuing managerial involvement to the degree usually associated with ownership nor effective control over the goods sold;
- the amount of revenue can be measured reliably;
- it is probable that the economic benefits associated with the transaction will flow to the Group; and
- the costs incurred or to be incurred in respect of the transaction can be measured reliably.

## Contract Revenue

Contract revenue is recognised only to the extent of cost incurred till such time the outcome of the job cannot be ascertained reliably subject to condition that it is probable that such cost will be recoverable. When the outcome of the contract is ascertained reliably, contract revenue is recognised at cost of work performed on the contract plus proportionate margin, using the percentage of completion method. Percentage of completion is the proportion of cost of work performed to-date, to the total estimated contract costs.

The estimated outcome of a contract is considered reliable when all the following conditions are satisfied:

- i. the amount of revenue can be measured reliably;
- ii. it is probable that the economic benefits associated with the contract will flow to the Group;
- iii. the stage of completion of the contract at the end of the reporting period can be measured reliably; and
- iv. the costs incurred or to be incurred in respect of the contract can be measured reliably.

Expected loss, if any, on a contract is recognised as expense in the period in which it is foreseen, irrespective of the stage of completion of the contract

## Dividend income

Dividend income is recognised when the Group's right to receive the dividend is established, it is probable that the economic benefits associated with the dividend will flow to the entity and the amount of the dividend can be measured reliably i.e. in case of interim dividend, on the date of declaration by the Board of Directors; whereas in case of final dividend, on the date of approval by the shareholders.

## Interest income

Interest income from a financial asset is recognised when it is probable that the future economic benefits will flow to the Group and the amount of income can be measured reliably. Interest income is accrued on a time basis, by reference to the principal outstanding and at the effective interest rate applicable, which is the rate that exactly discounts estimated future cash receipts through the expected life of the financial asset to that asset's net carrying amount on initial recognition.

## Insurance claims

Insurance claim are accounted for on the basis of claims admitted / expected to be admitted and to the extent that the amount recoverable can be measured reliably and it is reasonable to expect ultimate collection.

## Export incentives

Export incentives are accounted for in the year of exports based on eligibility and when there is no significant uncertainty in receiving the same.

## Other incomes

All other incomes are accounted on accrual basis.

# Notes to the Consolidated Financial Statements

## x. Expenses

All expenses are accounted for on accrual basis.

## xi. Long term borrowings

Long term borrowings are initially recognised at net of material transaction costs incurred and measured at amortised cost. Any difference between the proceeds (net of transaction costs) and the redemption amount is recognised in the Consolidated Statement of Profit and Loss over the period of the borrowings using the effective interest method.

## xii. Borrowing costs

Borrowing costs directly attributable to the acquisition, construction or production of a qualifying asset are capitalised during the period that is required to complete and prepare the asset for its intended use or sale. Qualifying assets are assets that necessarily take a substantial time to get ready for their intended use or sale. Borrowing costs consist of interest and other costs that the Group incurs in connection with the borrowing of funds. Borrowing costs also include exchange differences to the extent regarded as an adjustment to the borrowing costs. Other borrowing costs are expensed in the period in which they are incurred.

## xiii. Leases

A contract is, or contains, a lease if the contract conveys the right to control the use of an identified asset for a period of time in exchange for consideration. The determination of whether an arrangement is (or contains) a lease is based on the substance of the arrangement at the inception of the lease. The arrangement is (or contains) a lease if fulfilment of the arrangement is dependent on the use of a specific asset and the arrangement conveys a right to use the asset even if that right is not explicitly specified in an arrangement.

### Group as a lessee

The Group accounts for each lease component within the contract as a lease separately from non-lease components of the contract and allocates the consideration in the contract to each lease component based on the relative stand-alone price of the lease component and the aggregate stand-alone price of the non-lease components.

The Group recognises right-of-use asset representing its right to use the underlying asset for the lease term at the lease commencement date. The cost of the right-of-use asset measured at inception shall comprise of the amount of the initial measurement of the lease liability adjusted for any lease payments made at or before the commencement date less any lease incentives received, plus any initial direct costs incurred and an estimate of costs to be incurred by the lessee in dismantling and removing the underlying asset or restoring the underlying asset or site on which it is located. The right-of-use assets is subsequently measured at cost less any accumulated depreciation, accumulated impairment losses, if any and adjusted for any remeasurement of the lease liability. The right-of-use assets is depreciated using the straight-line method from the commencement date over the shorter of lease term or useful life of right-of-use asset. The estimated useful lives of right-of-use assets are determined on the same basis as those of property, plant and equipment. Right-of-use assets are tested for impairment whenever there is any indication that their carrying amounts may not be recoverable. Impairment loss, if any, is recognised in the Consolidated statement of profit and loss.

The Group measures the lease liability at the present value of the lease payments that are not paid at the commencement date of the lease. The lease payments are discounted using the interest rate implicit in the lease, if that rate can be readily determined. If that rate cannot be readily determined, the Group uses incremental borrowing rate. For leases with reasonably similar characteristics, the Group on a lease by lease basis, may adopt either the incremental borrowing rate specific to the lease or the incremental borrowing rate for the portfolio as a whole. The lease payments shall include fixed payments, variable lease payments, residual value guarantees, exercise price of a purchase option where the Group is reasonably certain to exercise that option and payments of penalties for terminating the lease, if the lease term reflects the lessee exercising an option to terminate the lease.



# Notes to the Consolidated Financial Statements

The lease liability is subsequently remeasured by increasing the carrying amount to reflect interest on the lease liability, reducing the carrying amount to reflect the lease payments made and remeasuring the carrying amount to reflect any reassessment or lease modifications or to reflect revised in-substance fixed lease payments. The Group recognises the amount of the re-measurement of lease liability due to modification as an adjustment to the right-of-use asset and Consolidated Statement of profit and loss depending upon the nature of modification. Where the carrying amount of the right-of-use asset is reduced to zero and there is a further reduction in the measurement of the lease liability, the Group recognises any remaining amount of the re-measurement in Consolidated statement of profit and loss.

The Group has elected not to apply the requirements of Ind AS 116 Leases to short-term leases of all assets that have a lease term of 12 months or less and leases for having lease rental up to ₹5 lakhs per annum. The lease payments associated with these leases are recognized as an expense on a straight-line basis over the lease term.

## Group as a lessor

At the inception of the lease the Group classifies each of its leases as either an operating lease or a finance lease. The Group recognises lease payments received under operating leases as income on a straight-line basis over the lease term. In case of a finance lease, finance income is recognised over the lease term based on a pattern reflecting a constant periodic rate of return on the lessor's net investment in the lease. When the Group is an intermediate lessor it accounts for its interests in the head lease and the sub-lease separately. It assesses the lease classification of a sub-lease with reference to the right-of-use asset arising from the head lease, not with reference to the underlying asset. If a head lease is a short-term lease to which the Group applies the exemption described above, then it classifies the sub-lease as an operating lease. If an arrangement contains lease and non-lease components, the Group applies Ind AS 115 Revenue from contracts with customers to allocate the consideration in the contract.

## xiv. Provision for current and deferred tax

### (a) Current income tax :

Current income tax assets and liabilities are measured at the amount expected to be recovered from or paid to the taxation authorities. The tax rates and tax laws used to compute the amount are those that are enacted or substantively enacted, at the reporting date.

Current tax expense is recognized in profit or loss except to the extent that it relates to items recognized directly in other comprehensive income or equity, in which case it is recognized in OCI or equity."

Management periodically evaluates positions taken in the tax returns with respect to situations in which applicable tax regulations are subject to interpretation and established provisions, where appropriate, on the basis of amounts expected to be paid to the tax authorities.

The Group Offsets current tax assets and current tax liabilities, where it has a legally enforceable right to set off the recognised amounts and where it intends either to settle on a net basis or to realise the assets and settle the liabilities simultaneously.

The Group will update the amount in the financial statement if facts and circumstance change as a result of examination or action by tax authorities.

### (b) Deferred tax:

Deferred tax is recognized using the balance sheet method, providing for temporary differences between the carrying amounts of assets and liabilities for financial reporting purposes and the amounts used for taxation purposes. Deferred income tax is determined using tax rates (and laws) that have been enacted or substantially enacted by the end of the reporting period and are expected to apply when the related deferred income tax assets is realised or the deferred income tax liability is settled.



# Notes to the Consolidated Financial Statements

Deferred tax is recognized in Consolidated Statement of profit and loss except to the extent that it relates to items recognized directly in OCI or equity, in which case it is recognized in OCI or equity.

Deferred tax liabilities are generally recognised for all taxable temporary differences. Deferred tax asset is recognized to the extent that it is probable that future taxable profits will be available against which the temporary difference can be utilized. Deferred tax assets are reviewed at each reporting date and are reduced to the extent that it is no longer probable that the related tax benefit will be realized.

Minimum Alternate Tax (MAT) credits is recognised as deferred tax assets in the Balance Sheet only when the asset can be measured reliably and to the extent there is convincing evidence that sufficient taxable profit will be available against which the MAT credits can be utilised by the company in future.

## **xv. Impairment of non-financial assets**

Intangible assets that have an indefinite useful life are not subject to amortisation but are tested annually for impairment.

Other intangible assets and property, plant and equipment are evaluated for recoverability whenever events or changes in circumstances indicate that their carrying amounts may not be recoverable. For the purpose of impairment testing, the recoverable amount (i.e. the higher of the fair value less cost to sell and the value-in-use) is determined on an individual asset basis unless the asset does not generate cash flows that are largely independent of those from other assets. In such cases, the recoverable amount is determined for the Cash Generating Unit (CGU) to which the asset belongs.

The Carrying amount of assets is reviewed at each balance sheet date, if there is any indication of impairment based on internal/external factor. An asset is impaired when the carrying amount of the assets exceeds the recoverable amount. Impairment is charged to the profit and loss account in the year in which an asset is identified as impaired.

An impairment loss is reversed in the statement of profit and loss if there has been a change in the estimates used to determine the recoverable amount. The carrying amount of the asset is increased to its revised recoverable amount, provided that this amount does not exceed the carrying amount that would have been determined (net of any accumulated amortization or depreciation) had no impairment loss been recognized for the asset in prior years.

## **xv. Government grants**

Government grants are recognised at fair value where there is reasonable assurance that the grant will be received and all attached conditions will be complied with. When the grant relates to an expense item, it is recognised as income on a systematic basis over the periods that the related costs, for which it is intended to compensate, are expensed.

Government grants related to assets, including non-monetary grants recorded at fair value, are treated as deferred income and are recognized and credited in the Statement of Profit and Loss on a systematic and rational basis over the estimated useful life of the related asset.

When loans or similar assistance are provided by governments or related institutions, with an interest rate below the current applicable market rate, the effect of this favourable interest is regarded as a government grant. The loan or assistance is initially recognised and measured at fair value and the government grant is measured as the difference between the initial carrying value of the loan and the proceeds received. The loan is subsequently measured as per the accounting policy applicable to financial liabilities.

## **xvi. Provisions, contingent liabilities and assets**

Provisions are recognized when the Group has a present obligation (legal or constructive) as a result of a past event, it is probable that an outflow of resources embodying economic benefits will be required to settle the obligation and



# Notes to the Consolidated Financial Statements

a reliable estimate can be made of the amount of the obligation. The expense relating to a provision is presented in the statement of profit or loss net of any reimbursement. Provisions are not recognised for future operating losses.

If the effect of the time value of money is material, provisions are discounted using a current pre-tax rate that reflects, when appropriate, the risks specific to the liability. When discounting is used, the increase in the provision due to the passage of time is recognized as a finance cost.

Contingent liabilities are possible obligations that arise from past events and whose existence will only be confirmed by the occurrence or non-occurrence of one or more future events not wholly within the control of the Holding Company. Where it is not probable that an outflow of economic benefits will be required, or the amount cannot be estimated reliably, the obligation is disclosed as a contingent liability, unless the probability of outflow of economic benefits is remote.

A contingent asset is not recognised but disclosed, when probable asset that arises from past events and whose existence will be confirmed only by the occurrence or non-occurrence of one or more uncertain future events not wholly within the control of the entity.

Provisions, contingent liabilities and contingent assets are reviewed at each balance sheet date.

## **xvii. Cash and cash equivalents**

Cash and cash equivalents include cash on hand, cheques on hand, balance with banks on current accounts and short term, highly liquid investments with an original maturity of three months or less and which are subject to an insignificant risk of changes in value.

## **xviii. Dividend payable**

Dividends and interim dividends payable to a Holding Company's shareholders are recognized as changes in equity in the period in which they are approved by the shareholder's meeting and the Board of Directors respectively.

## **xix. Non-current assets (or disposal group) held for sale and discontinued operations:**

Non-current assets and disposal groups classified as held for sale are measured at the lower of their carrying value and fair value less costs to sell.

Assets and disposal groups are classified as held for sale if their carrying value will be recovered through a sale transaction rather than through continuing use. This condition is only met when the sale is highly probable and the asset, or disposal group, is available for immediate sale in its present condition and is marketed for sale at a price that is reasonable in relation to its current fair value.

Where a disposal group represents a separate major line of business or geographical area of operations, or is part of a single coordinated plan to dispose of a separate major line of business or geographical area of operations, then it is treated as a discontinued operation. The post-tax profit or loss of the discontinued operation together with the gain or loss recognised on its disposal are disclosed as a single amount in the Consolidated Statement of profit and loss, with all prior periods being presented on this basis.

## **xx. Equity Issue Expenses**

Expenses incurred on fund raising through issue of equity shares are accounted for as a deduction from equity (Net of tax benefits, if any) in the period in which these are incurred.

# Notes to the Consolidated Financial Statements

## xxi. Financial instruments

A financial instrument is any contract that gives rise to a financial asset of one entity and a financial liability or equity instrument of another entity.

### A. Financial assets

#### Initial recognition and measurement

All financial assets, except trade receivables are initially recognized at fair value. Trade receivables are initially measured at transaction price. Transaction costs that are directly attributable to the acquisition or issue of financial assets, which are not at fair value through profit or loss, are adjusted to the fair value of the financial assets, as appropriate, on initial recognition.

#### Subsequent measurement

For purposes of subsequent measurement, financial assets are classified in following categories:

#### a) Financial assets carried at amortised cost

A financial asset is measured at amortised cost if it is held within a business model whose objective is to hold the asset in order to collect contractual cash flows and the contractual terms of the financial assets give rise to cash flows on specified dates that are solely payments of principal and interest on the principal amount outstanding.

Amortised cost is determined using the Effective Interest Rate (EIR) method. Discount or premium on acquisition and fees or costs forms an integral part of the EIR.

#### b) Financial assets at fair value through other comprehensive income (FVTOCI)

A financial asset is measured at FVTOCI if it is held within a business model whose objective is achieved by both collecting contractual cash flows and selling financial assets and the contractual terms of the financial asset give rise on specified dates to cash flows that are solely payments of principal and interest on the principal amount outstanding. Interest income for these financial assets is included in other income using the effective interest rate method.

#### c) Financial assets at fair value through profit or loss (FVTPL)

FVTPL is a residual category for financial instruments. Any financial instrument, which does not meet the criteria for categorization as at amortized cost or as FVTOCI, is classified as at FVTPL. In addition, the Group may elect to classify a financial instrument, which otherwise meets amortized cost or FVTOCI criteria, as at FVTPL. However, such election is allowed only if doing so reduces or eliminates a measurement or recognition inconsistency (referred to as 'accounting mismatch'). Financial instruments included within the FVTPL category are measured at fair value with all changes recognized in the profit and loss.

#### d) Equity investments

All equity investments, except investments in subsidiaries are measured at fair value. Equity instruments which are held for trading are classified as at FVTPL. For all other equity instruments, the Group decides to classify the same either as at FVTOCI or FVTPL. The Group makes such election on an instrument-by-instrument basis. The classification is made on initial recognition and is irrevocable.

If the Group decides to classify an equity instrument as at FVTOCI, then all fair value changes on the instrument, excluding dividends, are recognized in the OCI. There is no recycling of the amounts from OCI to P&L, even on sale of investment. However, the Group may transfer the cumulative gain or loss within equity.



# Notes to the Consolidated Financial Statements

Equity instruments included within the FVTPL category are measured at fair value with all changes recognized in the profit and loss.

Equity investments in subsidiaries are carried at cost less impairment losses, if any, except for the equity investments in subsidiaries as at the transition date which are carried at deemed cost being fair value as at the date of transition.

## **Impairment of financial assets:**

The Group assesses on a forward looking basis the expected credit losses associated with the assets carried at amortised cost and FVOCI debt instruments. The impairment methodology applied depends on whether there has been a significant increase in credit risk since initial recognition. If credit risk has not increased significantly, 12-month ECL is used to provide for impairment loss. However, if credit risk has increased significantly, lifetime ECL is used. If, in a subsequent period, credit quality of the instrument improves such that there is no longer a significant increase in credit risk since initial recognition, then the entity reverts to recognising impairment loss allowance based on 12-month ECL.

For trade receivables, the group applies the simplified approach permitted by Ind AS 109 “Financial Instruments” which requires expected lifetime losses to be recognised from initial recognition of receivables. The Group uses historical default rates to determine impairment loss on the portfolio of trade receivables. At every reporting date these historical default rates are reviewed and changes in the forward looking estimates are analysed.

## **Derecognition of financial assets:**

The Group derecognizes a financial asset when, and only when the contractual rights to the cash flows from the financial asset expire or it transfers the financial asset and substantially all risks and rewards of ownership of the asset to another entity.

If the Group neither transfers nor retains substantially all the risks and rewards of ownership and continues to control the transferred asset, the Group recognises its retained interest in the assets and an associated liability for amounts it may have to pay.

## **B. Financial liabilities**

### **Initial recognition and measurement**

Financial liabilities are initially measured at fair value. Transaction costs that are directly attributable to the acquisition or issue of financial liabilities (other than financial liabilities at fair value through profit or loss) are added to or deducted from the fair value of the financial liabilities, as appropriate, on initial recognition.

### **Subsequent measurement**

Financial liabilities are carried at amortized cost using the effective interest method or at FVTPL.

After initial recognition, interest-bearing loans and borrowings are subsequently measured at amortised cost using the EIR method. Gains and losses are recognised in profit or loss when the liabilities are derecognised as well as through the EIR amortisation process.

Amortised cost is calculated by considering any discount or premium on acquisition and fees or costs that are an integral part of the EIR. The EIR amortisation is included as finance costs in the statement of profit and loss.

# Notes to the Consolidated Financial Statements

For trade and other payables maturing within one year from the balance sheet date, the carrying amounts approximate fair value due to the short maturity of these instruments.

## **Derecognition of financial liabilities:**

A financial liability (or a part of a financial liability) is derecognized from the Group's Balance Sheet when, and only when the obligation specified in the contract is discharged or cancelled or expires.

## **C. Offsetting of financial instruments**

Financial assets and financial liabilities including derivative instruments are offset and the net amount is reported in the balance sheet if there is a currently enforceable legal right to offset the recognised amounts and there is an intention to settle on a net basis, to realise the assets and settle the liabilities simultaneously.

## **xxii. Derivative Financial Instruments and Hedge Accounting**

The Group uses various derivative financial instruments to mitigate the risk of changes in interest rates, exchange rates and commodity prices. Such derivative financial instruments are initially recognised at fair value on the date on which a derivative contract is entered into and are also subsequently measured at fair value. Derivatives are carried as Financial Assets when the fair value is positive and as Financial Liabilities when the fair value is negative.

Any gains or losses arising from changes in the fair value of derivatives are taken directly to Consolidated Statement of Profit and Loss, except for the effective portion of cash flow hedge which is recognised in Other Comprehensive Income and later to Statement of Profit and Loss when the hedged item affects profit or loss or is treated as basis adjustment if a hedged forecast transaction subsequently results in the recognition of a Non-Financial Assets or Non-Financial liability.

Hedges that meet the criteria for hedge accounting are accounted for as follows:

- A. Cash Flow Hedge:** The Group designates derivative contracts or non-derivative Financial Assets / Liabilities as hedging instruments to mitigate the risk of movement in interest rates and foreign exchange rates for foreign exchange exposure on highly probable future cash flows attributable to a recognised asset or liability or forecast cash transactions. When a derivative is designated as a cash flow hedging instrument, the effective portion of changes in the fair value of the derivative is recognized in the cash flow hedging reserve being part of Other Comprehensive Income. Any ineffective portion of changes in the fair value of the derivative is recognized immediately in the Consolidated Statement of Profit and Loss. If the hedging relationship no longer meets the criteria for hedge accounting, then hedge accounting is discontinued prospectively. If the hedging instrument expires or is sold, terminated or exercised, the cumulative gain or loss on the hedging instrument recognized in cash flow hedging reserve till the period the hedge was effective remains in cash flow hedging reserve until the underlying transaction occurs. The cumulative gain or loss previously recognized in the cash flow hedging reserve is transferred to the Consolidated Statement of Profit and Loss upon the occurrence of the underlying transaction. If the forecasted transaction is no longer expected to occur, then the amount accumulated in cash flow hedging reserve is reclassified in the Consolidated Statement of Profit and Loss.
- B. Fair Value Hedge:** The Group designates derivative contracts or non-derivative Financial Assets / Liabilities as hedging instruments to mitigate the risk of change in fair value of hedged item due to movement in interest rates, foreign exchange rates and commodity prices. Changes in the fair value of hedging instruments and hedged items that are designated and qualify as fair value hedges are recorded in the Consolidated Statement of Profit and Loss. If the hedging relationship no longer meets the criteria for hedge accounting, the adjustment to the carrying amount of a hedged item for which the effective interest method is used for amortising to Statement of Profit and Loss over the period of maturity.



# Notes to the Consolidated Financial Statements

## xxxiii. Fair value measurement

The Group measures financial instruments at fair value at each balance sheet date.

Fair value is the price that would be received to sell an asset or paid to transfer a liability in an orderly transaction between market participants at the measurement date. The fair value measurement is based on the presumption that the transaction to sell the asset or transfer the liability takes place either:

- In the principal market for the asset or liability or
- In the absence of a principal market, in the most advantageous market for the asset or liability

A fair value measurement of a non-financial asset takes into account a market participant's ability to generate economic benefits by using the asset in its highest and best use or by selling it to another market participant that would use the asset in its highest and best use.

The Entity uses valuation techniques that are appropriate in the circumstances and for which sufficient data are available to measure fair value, maximizing the use of relevant observable inputs and minimizing the use of unobservable inputs.

All assets and liabilities for which fair value is measured or disclosed in the financial statements are categorized within the fair value hierarchy, described as follows, based on the lowest level input that is significant to the fair value measurement as a whole:

Level 1: Quoted (unadjusted) market prices in active markets for identical assets or liabilities

Level 2: Valuation techniques for which the lowest level input that is significant to the fair value measurement is directly or indirectly observable

Level 3: Valuation techniques for which the lowest level input that is significant to the fair value measurement is unobservable  
For the purpose of fair value disclosures, the Group has determined classes of assets & liabilities on the basis of the nature, characteristics and the risks of the asset or liability and the level of the fair value hierarchy as explained above.

## xxiv. Employees benefits

### a. Short-term obligations

Short-term obligations for wages and salaries, including non-monetary benefits that are expected to be settled wholly within twelve months after the end of the period in which the employees render the related service up to the end of the reporting period are recognised and measured at the undiscounted amounts expected to be paid when the liabilities are settled.

### b. Post-employment obligations

#### i. Defined contribution plans

The eligible employees of the Group are entitled to receive benefits in respect of provident fund, a defined contribution plan, in which both employees and the Group make contribution at a specified percentage of the covered employee's salary. The contributions, as specified under Defined Contribution Plan to Regional Provident Fund Commissioner and the Central Provident Fund recognised as expense during the period in the Consolidated Statement of profit and loss.



# Notes to the Consolidated Financial Statements

## ii. Defined benefit plans

The Group provides for gratuity, a defined benefit retirement plan ('the Gratuity Plan') covering eligible employees of the company. The Gratuity Plan provides a lumpsum payment to vested employees at retirement, death, or termination of employment, of an amount based on the respective employee's salary and the tenure of employment with the Group.

The cost of providing benefits is determined using the Projected Unit Credit Method, with actuarial valuation being carried out at each balance sheet date.

The net interest cost is calculated by applying the discount rate to the net balance of the defined benefit obligation and is included in finance cost expenses in the Consolidated Statement of Profit and Loss.

The service cost on the net defined benefit liability/(asset) is included in employees benefits expenses in the Consolidated Statement of profit and loss.

Past service cost is recognised as an expense when the plan amendment or curtailment occurs or when any related restructuring costs or termination benefits are recognised, whichever is earlier.

Re-measurement gain and loss arising from experience adjustments and change actuarial assumptions are recognised in the period in which they occur, directly in other comprehensive income. Re-measurements are not classified to the Consolidated Statement of Profit and Loss in subsequent periods.

## c. Compensated absences

The employees of the Group are entitled to compensated absences which are both accumulating and non-accumulating in nature. The cost of accumulating compensated absences which are expected to be carried forward beyond twelve months from the reporting date are treated as long term benefits for measurement purposes and are provided for based on actuarial valuation using projected unit credit method for the unused entitlement.

The benefits are discounted using the market yields as at the end of the balance sheet date that has terms approximating to the terms of the related obligation and accounted for on the same principles as followed in the case of gratuity plan as stated hereinabove.

## d. Voluntary retirement scheme

Compensation to employees who have opted for retirement under the "Voluntary Retirement scheme" is charged to the profit and loss account in the year of retirement.

## xxv. Operating segments

The Group's operating segments are established on the basis of those components of the Group that are evaluated regularly by the Board of Directors (the 'Chief Operating Decision Maker' as defined in Ind AS 108 - 'Operating Segments'), in deciding how to allocate resources and in assessing performance. These have been identified taking into account nature of products and services, the differing risks and returns and the internal business reporting systems.

Revenue and Expenses have been identified to a segment on the basis of relationship to operating activities of the segment. Revenue and Expenses which relate to enterprise as a whole and are not allocable to a segment on reasonable basis have been disclosed as "Un-allocable".

Segment Assets and Segment Liabilities represent Assets and Liabilities in respective segments. Assets and liabilities that cannot be allocated to a segment on reasonable basis have been disclosed as "Un-allocable".



# Notes to the Consolidated Financial Statements

## xxvi. Cash flow statement

Cash flows are stated using the indirect method, whereby profit/loss before tax is adjusted for the effects of transactions of a non-cash nature, any deferrals or accruals of past or future operating cash receipts or payments and items of incomes and expenses associated with investing or financing flows. The cash flows from operating, investing and financing activities of the Group are segregated.

## xxvii. Earnings per share

Basic earnings per share are calculated by dividing the profit/(loss) for the year (before other comprehensive income), attributable to the equity shareholders, by the weighted average number of equity shares outstanding during the year.

Diluted earnings per share are calculated by dividing the profit/(loss) for the year (before other comprehensive income), adjusting the after tax effect of interest and other financing costs associated with dilutive potential equity shares, attributable to the equity shareholders, by the weighted average number of equity shares considered for deriving basic earnings per share and also the weighted average number of equity shares which could be issued on the conversion of all dilutive potential equity shares.

## 3 USE OF ESTIMATES AND MANAGEMENT JUDGEMENTS

The preparation of financial statements in conformity with Indian Accounting Standards (Ind AS) requires management of the Group to make judgements, estimates and assumptions that affect the reported amount of revenues, expenses, assets, liabilities and related disclosures concerning the items involved as well as contingent assets and liabilities at the balance sheet date.

The estimates and management's judgements are based on previous experience and other factors considered reasonable and prudent in the circumstances. Actual results may differ from these estimates.

Estimates and underlying assumptions are reviewed on an ongoing basis. Revisions to accounting estimates are recognised in the period in which the estimates are revised and in any future periods affected

The areas involving critical judgement are as follows:

### i. Useful lives of Property, plant and equipment / intangible assets

Property, plant and equipment / intangible assets are depreciated / amortised over their estimated useful lives, after taking into account estimated residual value. Management reviews the estimated useful lives and residual values of the assets annually in order to determine the amount of depreciation / amortisation to be recorded during any reporting period. The useful lives and residual values are based on the Group's historical experience with similar assets and take into account anticipated technological changes. The depreciation / amortisation for future periods is revised if there are significant changes from previous estimates.

### ii. Provisions and contingencies

The assessments undertaken in recognizing provisions and contingencies have been made in accordance with Ind AS 37, 'Provisions, Contingent Liabilities and Contingent Assets'. The evaluation of the likelihood of the contingent events has required best judgement by management regarding the probability of exposure to potential loss. The timing of recognition and quantification of the liability requires the application of judgement to existing facts and circumstances, which can be subject to change.

### iii. Post-employment benefit plans

Employee benefit obligations are measured on the basis of actuarial assumptions which include mortality and withdrawal rates as well as assumptions concerning future developments in discount rates, the rate of salary increases with the inflation rate. The Group considers that the assumptions used to measure its obligations are appropriate and documented. However, any changes in these assumptions may have a material impact on the resulting calculations.

# Notes to the Consolidated Financial Statements

## iv. Provision for income taxes and deferred tax assets

The Holding Company's tax jurisdiction is India. Significant judgements are involved in estimating budgeted profits for the purpose of paying advance tax, determining the provision for income taxes, including amount expected to be paid/recovered for uncertain tax positions

Deferred tax assets are recognised for unused tax losses and unused tax credit to the extent that it is probable that taxable profit would be available against which the losses could be utilised. Significant management judgement is required to determine the amount of deferred tax assets that can be recognised, based upon the likely timing and the level of future taxable profits together with future tax planning strategies.

## v. Impairment of investments in subsidiary

The Group reviews its carrying value of investments carried at cost (net of impairment, if any) annually, or more frequently when there is indication for impairment. If the recoverable amount is less than its carrying amount, the impairment loss is accounted for in the Consolidated Statement of profit and loss.

## vi. Leases

The Group evaluates if an arrangement qualifies to be a lease as per the requirements of Ind AS 116. Identification of a lease requires significant judgement. The Group uses significant judgement in assessing the lease term (including anticipated renewals) and the applicable discount rate.

The Group determines the lease term as the non-cancellable period of a lease, together with both periods covered by an option to extend the lease if the Group is reasonably certain to exercise that option; and periods covered by an option to terminate the lease if the Group is reasonably certain not to exercise that option. In assessing whether the Group is reasonably certain to exercise an option to extend a lease, or not to exercise an option to terminate a lease, it considers all relevant facts and circumstances that create an economic incentive for the Group to exercise the option to extend the lease, or not to exercise the option to terminate the lease. The Group revises the lease term if there is a change in the non-cancellable period of a lease.

The discount rate is generally based on the incremental borrowing rate specific to the lease being evaluated or for a portfolio of leases with similar characteristics.

## vii. Fair value measurement of financial instruments

When the fair value of financial assets and financial liabilities recorded in the balance sheet cannot be measured based on quoted price in markets, then fair value is measured using valuation techniques including the Discounted Cash Flow model. The inputs to these models are taken from observable markets where possible, but where this is not feasible, a degree of judgement is required in establishing fair values. Judgements include considerations of inputs such as liquidity risk, credit risk and volatility. Changes in assumptions about these factors could affect the reported fair value of financial instruments.



# Notes to the Consolidated Financial Statements

## NON-CURRENT ASSETS

### NOTE 4: PROPERTY, PLANT AND EQUIPMENT

(₹ in Crore)

Particulars	Land	Building	Plant & Computers Machinery	Vehicles	Furniture and fixtures	Office equipment	Weighbridge	Electrical Appliances	Farm Equipments	Total	
<b>Gross block</b>											
<b>Gross carrying amount as at April 1, 2021*</b>	150.89	87.71	818.45	4.44	9.91	3.66	1.87	4.89	2.67	0.03	1,084.52
Addition during the year	-	3.14	101.98	0.83	1.71	0.15	0.08	0.17	0.49	-	108.55
Disposals/deductions during the year	(0.11)	(0.40)	(55.58)	(0.64)	(2.60)	(0.06)	(0.12)	-	(0.03)	-	(59.54)
<b>Gross carrying amount as at March 31, 2022</b>	<b>150.78</b>	<b>90.45</b>	<b>864.85</b>	<b>4.63</b>	<b>9.02</b>	<b>3.75</b>	<b>1.83</b>	<b>5.06</b>	<b>3.13</b>	<b>0.03</b>	<b>1,133.53</b>
<b>Gross carrying amount as at April 1, 2022</b>	150.78	90.45	864.85	4.63	9.02	3.75	1.83	5.06	3.13	0.03	1,133.53
Addition during the year	0.91	17.06	232.98	1.21	3.94	0.37	0.59	1.12	0.67	-	258.85
Disposals/deductions during the year	-	-	(7.71)	-	(0.47)	(0.18)	(0.05)	-	(0.34)	-	(8.75)
<b>Gross carrying amount as at March 31, 2023</b>	<b>151.69</b>	<b>107.51</b>	<b>1,090.12</b>	<b>5.84</b>	<b>12.49</b>	<b>3.94</b>	<b>2.37</b>	<b>6.18</b>	<b>3.46</b>	<b>0.03</b>	<b>1,383.63</b>

### Accumulated Depreciation

(₹ in Crore)

Particulars	Land	Building	Plant & Computers Machinery	Vehicles	Furniture and fixtures	Office equipment	Weighbridge	Electrical Appliances	Farm Equipments	Total	
<b>Balance as April 1, 2021</b>	-	36.80	408.13	3.76	4.25	3.12	1.46	3.59	1.86	0.01	462.98
Charges for the period	-	3.45	23.51	0.32	0.89	0.07	0.11	0.12	0.14	-	28.61
Disposal/Deductions during the year	-	(0.34)	(39.13)	(0.60)	(0.94)	(0.06)	(0.11)	-	(0.02)	-	(41.20)
<b>Balance as at March 31, 2022</b>	-	<b>39.91</b>	<b>392.51</b>	<b>3.48</b>	<b>4.20</b>	<b>3.13</b>	<b>1.46</b>	<b>3.71</b>	<b>1.98</b>	<b>0.01</b>	<b>450.39</b>
<b>Balance as April 1, 2022</b>	-	39.91	392.51	3.48	4.20	3.13	1.46	3.71	1.98	0.01	450.39
Charge for the year	-	4.05	30.76	0.57	1.21	0.14	0.25	0.12	0.19	-	37.29
Disposal/Deductions during the year	-	-	(5.26)	-	(0.43)	(0.18)	(0.05)	-	(0.32)	-	(6.24)
<b>Balance as at March 31, 2023</b>	-	<b>43.96</b>	<b>418.01</b>	<b>4.05</b>	<b>4.98</b>	<b>3.09</b>	<b>1.66</b>	<b>3.83</b>	<b>1.85</b>	<b>0.01</b>	<b>481.44</b>
<b>Net Carrying Amount</b>											
<b>As at March 31, 2022</b>	<b>150.78</b>	<b>50.54</b>	<b>472.34</b>	<b>1.15</b>	<b>4.82</b>	<b>0.62</b>	<b>0.37</b>	<b>1.35</b>	<b>1.15</b>	<b>0.02</b>	<b>683.14</b>
<b>As at March 31, 2023</b>	<b>151.69</b>	<b>63.55</b>	<b>672.11</b>	<b>1.79</b>	<b>7.51</b>	<b>0.85</b>	<b>0.71</b>	<b>2.35</b>	<b>1.61</b>	<b>0.02</b>	<b>902.19</b>

\* Transferred pursuant to Scheme of Arrangement

#### Note 4.1 Disclosures

- Refer to Note 49 for information on Property, Plant & Equipment hypothecated as security by the Holding Company.
- Refer Note 40 for disclosure of contractual commitments for the acquisition of Property, Plant and Equipments.
- There are no proceedings against the Group that have been initiated or pending against them for holding any benami property under the Benami Transactions (Prohibition) Act, 1988 (45 of 1988) and the rules made thereunder.

# Notes to the Consolidated Financial Statements

## NOTE 5: RIGHT-OF-USE ASSETS

(₹ in Crore)

Particulars	Premises	
	As at March 31, 2023	As at March 31, 2022
<b>Gross Carrying Cost</b>		
<b>Opening Balance</b>	11.70	11.70
Additions during the year	3.91	-
Disposals/deductions during the year	-	-
<b>Gross carrying amount</b>	<b>15.61</b>	<b>11.70</b>
<b>Depreciation</b>		
<b>Opening Balance</b>	5.27	2.93
Charges for the year	3.21	2.34
Disposals/deductions during the year	-	-
<b>Closing Balance</b>	<b>8.48</b>	<b>5.27</b>
<b>Net Carrying Amount</b>	<b>7.13</b>	<b>6.43</b>

**Note:** Lease rights of the above premises have been vested with the Holding Company under the Scheme of Arrangement approved by Allahabad bench of NCLT. The respective lease agreements are continuing to be in the name of Demerged Company as the period of leases is yet to be expired. After the expiry of existing lease agreements, the new agreements will be executed in the name of the Holding Company.

## NOTE 6: CAPITAL WORK-IN-PROGRESS

(₹ in Crore)

Particulars		As at	
		March 31, 2023	March 31, 2022
<b>Opening balance</b>			
Plant and equipment/Civil Work-in-progress	(A)	78.30	6.99
<b>Add: Additions during the year</b>	(B)	186.69	169.58
<b>Preoperative Expenses/Trial run expenses</b>			
Trial Run Expenses (Net of Trial run income)*		13.41	-
Finance Cost#		5.40	1.57
<b>Total</b>	(C)	<b>18.81</b>	<b>1.57</b>
<b>Total CWIP during the year</b>	D=(A+B+C)	<b>283.80</b>	<b>178.14</b>
Total Capitalized during the year	E	247.63	99.84
<b>Closing Balance</b>	F=(D-E)	<b>36.17</b>	<b>78.30</b>

#The finance costs on specific borrowings capitalized during the year amounted to ₹5.40 Crore (P.Y. ₹1.57 Crore) using the capitalization rate of 8.05% (P.Y. 3.98 %) per annum which is the effective interest rate of the specific borrowings. Further, the Group has not capitalized any borrowing costs on its general borrowings.

\*Refer note no. 35 for Pre-operative and trial run expenses capitalised



# Notes to the Consolidated Financial Statements

## NOTE 6.1: CAPITAL WORK-IN-PROGRESS AGEING SCHEDULE

CWIP ageing schedule as at March 31, 2023

(₹ in Crore)

Particulars	Amount in CWIP for a period of				Total
	Less than 1 year	1- 2 years	2-3 years	More than 3 years	
Projects in progress	35.25	0.92	-	-	36.17
Projects temporarily suspended#			Nil		

CWIP ageing schedule as at March 31, 2022

(₹ in Crore)

Particulars	Amount in CWIP for a period of				Total
	Less than 1 year	1- 2 years	2-3 years	More than 3 years	
Projects in progress	78.30	-	-	-	78.30
Projects temporarily suspended#			Nil		

#No Projects have been temporarily suspended.

## NOTE 6.2:

There is no project in progress as at March 31,2023 and March 31, 2022 whose completion is overdue nor the cost of any project has exceeded the amount compared to its original plan.

## NOTE 7: FINANCIAL ASSETS - OTHERS

(₹ in Crore)

Particulars	As at	As at
	March 31, 2023	March 31, 2022
<b>(Unsecured and considered good, unless otherwise stated)</b>		
<b>(i) Non- Current</b>		
<b>Security deposits</b>		
- to related parties#	1.03	1.14
- to others	1.14	0.58
Interest Receivable on FDR	0.04	-
<b>Total</b>	<b>2.21</b>	<b>1.72</b>

#Security deposits primarily includes deposits given towards rented premises.

(₹ in Crore)

Particulars	As at	As at
	March 31, 2023	March 31, 2022
<b>(ii) Current</b>		
Interest Receivable	0.23	0.08
Security deposits	0.25	-
<b>Total</b>	<b>0.48</b>	<b>0.08</b>



# Notes to the Consolidated Financial Statements

## NOTE 8: TAX ASSETS

(₹ in Crore)

Particulars	As at March 31, 2023	As at March 31, 2022
<b>Non-Current</b>		
Income Tax	0.40	-
<b>Total</b>	<b>0.40</b>	<b>-</b>

## NOTE 9: OTHER ASSETS

(₹ in Crore)

Particulars	As at March 31, 2023	As at March 31, 2022
<b>(Unsecured and considered good, unless otherwise stated)</b>		
<b>(i) Non-Current</b>		
Capital Advance	3.01	7.95
Statutory Dues Paid under Protest	0.57	0.52
CSR Expenses paid in advance	0.61	-
Prepaid Expenses	0.30	-
<b>Total</b>	<b>4.49</b>	<b>8.47</b>
<b>(ii) Current</b>		
Advance to Suppliers	10.92	20.17
Advances to employees	0.29	0.05
Balance with Revenue authorities	12.15	3.45
Prepaid Expenses	3.65	3.42
CSR Expenses paid in advance	1.78	-
Government Grants	4.89	2.15
Insurance claim Receivable	9.01	0.23
Other Assets	1.29	0.89
<b>Total</b>	<b>43.98</b>	<b>30.36</b>

## NOTE 10: INVENTORIES

(₹ in Crore)

Particulars	As at March 31, 2023	As at March 31, 2022
<i>(refer note no.2(viii) for Mode of Valuation)</i>		
Raw materials	0.80	1.02
Work-in-Progress	25.69	20.46
Finished goods (including By-Product)	767.91	1,017.30
Stock in Trade	0.21	-
Stores & Spare parts	24.62	17.81
Loose Tools	0.05	0.05
<b>Total</b>	<b>819.28</b>	<b>1,056.64</b>

### Note:

Inventory pledged/ hypoticated to banks for securing working capital facilities	819.28	1,056.64
Amount of write down of inventories recognized as expenses	-	-



# Notes to the Consolidated Financial Statements

## NOTE 11: TRADE RECEIVABLES

(₹ in Crore)

Particulars	As at	As at
	March 31, 2023	March 31, 2022
Trade receivable Considered good - Secured	-	-
Trade receivable Considered good - Unsecured (Includes Unbilled Revenue ₹6.87 Crore (P.Y. ₹10.97 Crore))	154.53	107.57
Trade receivable which have Significant increase in Credit Risk	-	-
Trade receivable - Credit Impaired	-	-
	<b>154.53</b>	<b>107.57</b>
Less: Allowance for expected credit losses	0.86	0.06
<b>Total</b>	<b>153.67</b>	<b>107.51</b>

### NOTE 11.1: TRADE RECEIVABLES AGEING

#### Trade Receivables Ageing Schedule as at March 31, 2023

(₹ in Crore)

Particulars	Outstanding for following Periods from due date of payments						Total
	Not Due	Less than 6 Month	6 months to 1 year	1-2 Years	2-3 years	More than 3 years	
Undisputed Trade Receivables considered good	58.65	87.13	1.31	0.57	-	-	147.66
Undisputed Trade Receivables- which have significant increase in credit risk	-	-	-	-	-	-	-
Undisputed Trade Receivables credit impaired	-	-	-	-	-	-	-
Disputed Trade Receivables considered good	-	-	-	-	-	-	-
Disputed Trade Receivables - which have significant increase in credit risk	-	-	-	-	-	-	-
Disputed Trade Receivables - credit impaired	-	-	-	-	-	-	-
Unbilled Revenue	6.87	-	-	-	-	-	6.87
<b>Sub Total</b>	<b>65.52</b>	<b>87.13</b>	<b>1.31</b>	<b>0.57</b>	<b>-</b>	<b>-</b>	<b>154.53</b>
Less: Allowance for expected credit losses							0.86
<b>Total</b>	<b>65.52</b>	<b>87.13</b>	<b>1.31</b>	<b>0.57</b>	<b>-</b>	<b>-</b>	<b>153.67</b>

# Notes to the Consolidated Financial Statements

## Trade Receivable Ageing Schedule as at March 31, 2022

(₹ in Crore)

Particulars	Outstanding for following Periods from due date of payments						Total
	Not Due	Less than 6 Month	6 months to 1 year	1-2 Years	2-3 years	More than 3 years	
Undisputed Trade Receivables considered good	34.71	60.70	1.19	-	-	-	96.60
Undisputed Trade Receivables – which have significant increase in credit risk	-	-	-	-	-	-	-
Undisputed Trade Receivables credit impaired	-	-	-	-	-	-	-
Disputed Trade Receivables considered good	-	-	-	-	-	-	-
Disputed Trade Receivables – which have significant increase in credit risk	-	-	-	-	-	-	-
Disputed Trade Receivables – credit impaired	-	-	-	-	-	-	-
Unbilled Revenue	10.97	-	-	-	-	-	10.97
<b>Sub Total</b>	<b>45.68</b>	<b>60.70</b>	<b>1.19</b>	<b>-</b>	<b>-</b>	<b>-</b>	<b>107.57</b>
Less: Allowance for expected credit losses							0.06
<b>Total</b>	<b>45.68</b>	<b>60.70</b>	<b>1.19</b>	<b>-</b>	<b>-</b>	<b>-</b>	<b>107.51</b>

### NOTE 11.2: OTHER DISCLOSURES:

- There are no outstanding receivables due from directors or other officers of the Holding Company and firms and companies in which any director is a partner or a director or a member.
- Refer Note 51 for information about credit risk and market risk on receivables.
- Refer Note 49 for information on trade receivable hypothecated as security by the Holding Company.

### NOTE 12: CASH AND CASH EQUIVALENTS

(₹ in Crore)

Particulars	As at	As at
	March 31, 2023	March 31, 2022
(i) Cash in hand	0.51	0.55
(ii) Cheque in Hand	-	15.58
(iii) Fixed Deposit (Original maturity less than 3 Months)	97.00	-
(iv) Balances with banks:		
- On Current Account	6.54	6.85
<b>Total</b>	<b>104.05</b>	<b>22.98</b>



# Notes to the Consolidated Financial Statements

## NOTE 13: BANK BALANCES OTHER THAN CASH AND CASH EQUIVALENTS

(₹ in Crore)

Particulars	As at	As at
	March 31, 2023	March 31, 2022
Deposits held as security or margin against guarantees	2.60	1.31
Deposits earmarked for Molasses Storage Fund	0.81	0.72
<b>Total</b>	<b>3.41</b>	<b>2.03</b>

## NOTE 14: LOANS AND ADVANCES

(₹ in Crore)

Particulars	As at	As at
	March 31, 2023	March 31, 2022
(Loans receivables - Considered Good - Unsecured)		
- to related parties	-	-
- to Others	-	2.35
<b>Total</b>	<b>-</b>	<b>2.35</b>

## NOTE 15: SHARE CAPITAL

Particulars	No. of	₹ in Crore
	Shares	
<b>a. Authorised Share Capital</b>		
Equity Shares of ₹ 10/- each		
<b>As at April 1, 2021</b>	91600000	91.60
Changes During the year	-	-
<b>As at March 31, 2022</b>	<b>91600000</b>	<b>91.60</b>
Changes During the year	-	-
<b>As at March 31, 2023</b>	<b>91600000</b>	<b>91.60</b>

Particulars	No. of	₹ in Crore
	Shares	
<b>b. Issued, subscribed &amp; fully paid up/Share Capital Suspense Account:</b>		
<b>Equity Shares</b>		
<b>As at April 1, 2021</b>	66387590	66.39
Changes during the year	-	-
<b>As at March 31, 2022</b>	<b>66387590</b>	<b>66.39</b>
Changes during the year	-	-
<b>As at March 31, 2023</b>	<b>66387590</b>	<b>66.39</b>

### c. Terms and rights attached to Equity Shares

The Holding Company has a single class of equity shares having face value of ₹10 per share. Accordingly, all equity shares rank equally with regard to dividends and share in the Holding Company's residual assets. The voting rights of an equity shareholder are in proportion to its share of the paid-up equity capital of the Holding Company. Voting rights cannot be exercised in respect of share on which any call or other sums presently payable have not been paid.

## Notes to the Consolidated Financial Statements

The Holding Company declares and pays dividend in Indian rupees. The holders of the equity shares are entitled to receive dividends as declared from time to time. In the event of liquidation of the Holding Company, the holders of equity shares will be entitled to receive any of the remaining assets of the Holding Company after distribution of all preferential amounts. The distribution will be in proportion to the number of equity shares held by the shareholders.

### d. Dividend

The Board of Directors of the Holding Company proposed final dividend of ₹3.50 per equity share (35%) in its meeting dated April 25, 2023.

### e. Allotment of Shares

On May 23, 2022, the Company has allotted 6,63,87,590 Equity Shares of ₹10/- to the shareholders of Dhampur Sugar Mills Limited, (DSML), the demerged company as per the Scheme of Arrangement approved by Allahabad bench of NCLT and also cancelled the existing entire paid up equity shares of ₹100,000/- being divided into 10,000 equity share of ₹10 each held by DSML. Accordingly the following details of promoter's shareholdings and details of shareholders holding more than 5% of the Equity shares are being discharged based on the shares allotted, as at May 23, 2022 and not based on the shareholdings as at March 31, 2022.

### f. Shareholders holding more than 5% of the Equity shares

Name of Equity Shareholders	As at March 31, 2023		As at May 23, 2022	
	No. of Shares	% Holding	No. of Shares	% Holding
<b>Equity shares of ₹ 10 each fully paid-up</b>				
Goel Investments Limited	-	0.00%	10655515	16.05%
Shudh Edible Products Private Limited	11118180	16.75%	4299680	6.48%
Sonitron Limited	11346231	17.09%	4940716	7.44%
Gautam Goel	4242339	6.39%	4242339	6.39%
Anil Kumar Goel	6000000	9.04%	6000000	9.04%
Deepa Goel	6118991	9.22%	2341936	3.53%

### g. Shareholding of Promoters

Promoter Name	As at March 31, 2023		As at May 23, 2022		Changes during the year
	No. of Shares	% of total shares	No. of Shares	% of total shares	
Vijay Kumar Goel	349116	0.53%	349116	0.53%	-
Ashok Kumar Goel	-	0.00%	55384	0.08%	(100%)
Gautam Goel	4242339	6.39%	4242339	6.39%	-
Gaurav Goel	-	0.00%	2016904	3.04%	(100%)
Deepa Goel	6118991	9.22%	2341936	3.53%	161%
Bindu Vashist Goel	76350	0.12%	76350	0.12%	-
Ishira Goel	-	0.00%	105525	0.16%	(100%)
Vinita Goel	-	0.00%	25050	0.04%	(100%)
Shefali Poddar	31760	0.05%	31760	0.05%	-
Ritu Sanghi	7500	0.01%	7500	0.01%	-
Aparna Jalan	46100	0.07%	46100	0.07%	-
Asha Kumari Swaroop	4	0.00%	4	0.00%	-



# Notes to the Consolidated Financial Statements

Promoter Name	As at March 31, 2023		As at May 23, 2022		Changes during the year
	No. of Shares	% of total shares	No. of Shares	% of total shares	
Goel Investments Limited	-	0.00%	10655515	16.05%	(100%)
Saraswati Properties Limited	-	0.00%	3266758	4.92%	(100%)
Shudh Edible Products Private Limited	11118180	16.75%	4299680	6.48%	159%
Sonitron Limited	11346231	17.09%	4940716	7.44%	130%
Ujjwal Rural Services Limited	-	0.00%	125000	0.19%	(100%)

## h. Aggregate number and class of shares bought back:

The Holding Company has not bought back shares in the last five years immediately preceding the balance sheet date.

- i. No equity shares were allotted as fully paid up by way of bonus shares during the last five years as at the date of balance sheet. However 6,63,87,590 Equity shares have been allotted on May 23, 2022 in terms of Scheme of Arrangement without payment received in cash.

## NOTE 16: OTHER EQUITY

### A. Reserve and Surplus

#### (i) Capital Reserve

(₹ in Crore)

Particulars	As at	As at
	March 31, 2023	March 31, 2022
<b>Opening Balance</b>	<b>708.41</b>	<b>708.41</b>
Add: Addition during the year	-	-
Less: Utilised during the year	-	-
<b>Closing Balance</b>	<b>708.41</b>	<b>708.41</b>

#### (ii) Storage fund/reserve for molasses

(₹ in Crore)

Particulars	As at	As at
	March 31, 2023	March 31, 2022
<b>Opening Balance</b>	<b>0.35</b>	-
Add: Transferred from retained earnings	-	0.17
Add: Molasses fund created during the year	0.26	0.18
<b>Closing Balance</b>	<b>0.61</b>	<b>0.35</b>



# Notes to the Consolidated Financial Statements

## (iii) Retained Earnings

(₹ in Crore)

Particulars	As at	As at
	March 31, 2023	March 31, 2022
<b>Opening Balance</b>	<b>102.00</b>	<b>(0.01)</b>
Add: Net Profit for the year	111.10	102.33
Add: Transferred from FVOCI Equity Investments	-	(0.15)
Less: Transfer to Molasses Storage Reserve fund	-	0.17
<b>Closing Balance</b>	<b>213.10</b>	<b>102.00</b>

## B. Other Comprehensive Income

### (i) Remeasurement of post employment benefit obligation

(₹ in Crore)

Particulars	As at	As at
	March 31, 2023	March 31, 2022
<b>Opening Balance</b>	<b>0.09</b>	-
Add: Addition during the year	(1.83)	0.09
Less: Utilised during the year	-	-
<b>Closing Balance</b>	<b>(1.74)</b>	<b>0.09</b>

### (ii) FVOCI Equity Reserve

(₹ in Crore)

Particulars	As at	As at
	March 31, 2023	March 31, 2022
<b>Opening Balance</b>	-	<b>(0.14)</b>
Add: Addition during the year	-	(0.01)
Less: Transferred to Retained Earnings	-	0.15
<b>Closing Balance</b>	-	-

### (iii) Foreign currency translation reserve

(₹ in Crore)

Particulars	As at	As at
	March 31, 2023	March 31, 2022
<b>Opening Balance</b>	<b>1.26</b>	<b>0.91</b>
Add: Addition during the year	0.83	0.35
Less: Utilised during the year	-	-
<b>Closing Balance</b>	<b>2.09</b>	<b>1.26</b>



# Notes to the Consolidated Financial Statements

## (iv) FVOCI Cash Flow Hedge Reserve

(₹ in Crore)

Particulars	As at	
	March 31, 2023	March 31, 2022
<b>Opening Balance</b>	-	-
Add: Addition during the year	(0.13)	-
Less: Utilised during the year	-	-
<b>Closing Balance</b>	<b>(0.13)</b>	-
<b>Total Other Equity</b>	<b>(A+B)</b>	<b>922.34</b>
		<b>812.11</b>

## NOTE 16.1 : NATURE AND PURPOSE OF RESERVES

### (i) Capital Reserve

Capital reserve was created on transfer of demerged undertakings to the Holding Company under the Scheme of Demerger and represent the excess of book value of assets transferred over the book value of liability assumed and amount of share capital issued.

### (ii) Storage fund/reserve for molasses

The storage fund for molasses has been created to meet the cost of construction and maintenance of molasses storage tank as required under Uttar Pradesh Sheera Niyamtran (Sansodhan) Adesh, 1974.

### (iii) Retained Earnings

Retained earnings represents the undistributed profit / amount of accumulated earnings of the Holding Company.

### (iv) Other Comprehensive Income

Other comprehensive income (OCI) represents the balance in equity relating to re-measurement gain/(loss) of defined benefit obligation.

### (v) FVOCI equity investment

The Group has elected to recognise changes in fair value of certain investments in equity securities through OCI as Other Reserves. The Group transfers amount from this reserves to retained earnings when the relevant investment is sold and realised.

### (vi) Foreign currency translation reserve

Exchange difference relating to the translation of the results and net assets of the Group's foreign operations from their functional currencies to the Group's presentation currency (i.e.) are recognised directly in the other comprehensive income and accumulated in foreign currency translation reserve. Exchange difference previously accumulated in the foreign currency translation reserve are reclassified to profit or loss on the disposal of the foreign operation.

### (vii) FVOCI Cash flow hedge reserve

The cash flow hedge reserve represents the cumulative effective portion of gain or losses arising on changes in fair value of designated portion of hedging instruments entered into for cash flow hedges. Such gains or losses will be reclassified to statement of profit and loss in the period in which the underlying hedge transaction occurs.

# Notes to the Consolidated Financial Statements

## NOTE 17: FINANCIAL LIABILITIES - BORROWINGS

(₹ in Crore)

Particulars	As at March 31, 2023	As at March 31, 2022
<b>(i) Non-Current</b>		
<b>Secured Term Loans</b>		
Rupee Loan From banks *	169.12	109.63
Less: Ind AS Adjustment	0.40	1.14
<b>Total</b>	<b>168.72</b>	<b>108.49</b>
<b>(ii) Current</b>		
<b>Secured</b>		
<i>Loan Payable on demands</i>		
- Working Capital Loans from Banks (Cash credit)	449.36	664.00
- Export Packing Credit	58.74	-
<b>Unsecured</b>		
- Working Capital Demand Loan	50.00	-
Current maturities of long term borrowings *	77.21	58.46
Less: Ind AS Adjustments	0.72	2.17
<b>Total</b>	<b>634.59</b>	<b>720.29</b>

\*Refer note 49 for security and repayment terms

## NOTE 18: LEASE LIABILITIES

(₹ in Crore)

Particulars	As at March 31, 2023	As at March 31, 2022
<b>(i) Non-Current</b>		
Lease Liabilities	4.76	3.96
<b>Total</b>	<b>4.76</b>	<b>3.96</b>
<b>(ii) Current</b>		
Lease Liabilities	2.26	1.90
<b>Total</b>	<b>2.26</b>	<b>1.90</b>

## NOTE 19: TRADE PAYABLES

(₹ in Crore)

Particulars	As at March 31, 2023	As at March 31, 2022
Due to Micro and Small Enterprises	4.65	3.40
Other than Micro and Small Enterprises	142.26	157.40
Unbilled Expenses	16.98	7.87
<b>Total</b>	<b>163.89</b>	<b>168.67</b>



# Notes to the Consolidated Financial Statements

## NOTE 19.1: TRADE PAYABLES AGEING SCHEDULE

### Trade Payables Ageing Schedule as at March 31, 2023

(₹ in Crore)

Particulars	Outstanding for following Periods from due date of payments					Total
	Not Due/Hold	Less than 1 Year	1-2 Years	2-3 years	More than 3 years	
MSME	0.37	4.27	0.01	-	-	4.65
Other	54.70	85.28	1.97	0.31	-	142.26
Disputed Dues- MSME	-	-	-	-	-	-
Disputed Dues- Other	-	-	-	-	-	-
Unbilled Dues	16.98	-	-	-	-	16.98
<b>Total</b>	<b>72.05</b>	<b>89.55</b>	<b>1.98</b>	<b>0.31</b>	<b>-</b>	<b>163.89</b>

### Trade Payables Ageing Schedule as at March 31, 2022

(₹ in Crore)

Particulars	Outstanding for following Periods from due date of payments					Total
	Not Due/Hold	Less than 1 Year	1-2 Years	2-3 years	More than 3 years	
MSME	-	3.40	-	-	-	3.40
Other	92.18	64.38	0.77	0.07	-	157.40
Disputed Dues- MSME	-	-	-	-	-	-
Disputed Dues- Other	-	-	-	-	-	-
Unbilled Dues	7.87	-	-	-	-	7.87
<b>Total</b>	<b>100.05</b>	<b>67.78</b>	<b>0.77</b>	<b>0.07</b>	<b>-</b>	<b>168.67</b>

## NOTE 20: OTHER CURRENT FINANCIAL LIABILITIES

(₹ in Crore)

Particulars	As at	As at
	March 31, 2023	March 31, 2022
Employee Benefits Payable	16.68	10.19
Creditors for capital expenditure	6.67	12.98
Foreign Currency Payable	0.72	-
Other Payables	3.27	8.35
Retention Money Payable & Security Deposit	7.39	5.21
<b>Total</b>	<b>34.73</b>	<b>36.73</b>

## NOTE 21: PROVISIONS

(₹ in Crore)

Particulars	As at	As at
	March 31, 2023	March 31, 2022
<b>(i) Non-Current</b>		
<b>Provision for Employee Benefits</b>		
Gratuity	20.42	17.53
Leave Encashment	0.91	-
<b>Total</b>	<b>21.33</b>	<b>17.53</b>

# Notes to the Consolidated Financial Statements

(₹ in Crore)

Particulars	As at March 31, 2023	As at March 31, 2022
<b>(ii) Current</b>		
<b>Provision for Employee Benefits</b>		
Gratuity	2.26	2.38
Leave Encashment	1.26	-
<b>Total</b>	<b>3.52</b>	<b>2.38</b>

## NOTE 22: OTHER LIABILITIES

(₹ in Crore)

Particulars	As at March 31, 2023	As at March 31, 2022
<b>(i) Non-Current</b>		
Deferred Government Grants	0.06	1.26
<b>Total</b>	<b>0.06</b>	<b>1.26</b>
<b>(ii) Current</b>		
Deferred Government Grants	1.08	2.28
Interest Accrued on MSME	0.29	0.24
Advance from customers	10.58	17.83
Statutory dues payable	7.15	5.23
<b>Total</b>	<b>19.10</b>	<b>25.58</b>

## NOTE 23: CURRENT TAX LIABILITES

(₹ in Crore)

Particulars	As at March 31, 2023	As at March 31, 2022
Current Tax Payable	23.31	23.29
Less : Prepaid Taxes	22.44	22.56
<b>Total</b>	<b>0.87</b>	<b>0.73</b>

## NOTE 24: DEFERRED TAX LIABILITY

(₹ in Crore)

Particulars	As at March 31, 2023	As at March 31, 2022
<b>Deferred Tax Asset :</b>		
On account of temporary differences on allowability of expenses for tax purposes	7.63	6.72
MAT Credit Entitlement	46.84	49.45
<b>Total</b>	<b>54.47</b>	<b>56.17</b>
<b>Deferred Tax Liability :</b>		
On account of property plant & equipments (other than land)	86.78	86.40
On account of difference in the tax base value and carrying amount of land	2.59	3.76
<b>Total</b>	<b>89.37</b>	<b>90.16</b>
<b>Deferred Tax Liability/ (Asset) - Net</b>	<b>34.90</b>	<b>33.99</b>



# Notes to the Consolidated Financial Statements

## NOTE 24.1: MOVEMENT IN DEFERRED TAX LIABILITIES/ (ASSETS)

(₹ in Crore)

Particulars	Deferred Tax Assets			Deferred Tax Liabilities		Total
	Employee retirement benefits	MAT credit entitlement	Allowability of expenses	Property, plant & equipments	Land	
At April 01, 2021	-	(63.71)	(5.39)	93.93	5.34	30.17
Recognized in profit or loss	(0.07)	14.26	(1.29)	(7.53)	(1.58)	3.79
Recognized in OCI	0.03	-	-	-	-	0.03
<b>At March 31, 2022</b>	<b>(0.04)</b>	<b>(49.45)</b>	<b>(6.68)</b>	<b>86.40</b>	<b>3.76</b>	<b>33.99</b>
Recognized in profit or loss	(0.23)	2.61	(0.35)	0.38	(1.17)	1.24
Recognized in OCI	(0.33)	-	-	-	-	(0.33)
<b>At March 31, 2023</b>	<b>(0.60)</b>	<b>(46.84)</b>	<b>(7.03)</b>	<b>86.78</b>	<b>2.59</b>	<b>34.90</b>

Pursuant to introduction of Section 115BAA of the Income Tax Act, 1961, the Domestic Companies now have an option to pay Corporate income tax at reduce rate plus applicable surcharge and cess (New Tax Rate) by foregoing certain exemptions/ deductions. During the year, the Holding Company has assessed the financial year in which it will be able to opt for new Tax rate regime and accordingly has measured its deferred tax assets and liabilities using the income tax rates applicable in the year of reversal. This has resulted in reversal of deferred tax liabilities of 14.52 crore during the year.

## NOTE 25: REVENUE FROM OPERATIONS

(₹ in Crore)

Particulars	For the year ended March 31, 2023	For the year ended March 31, 2022
<b>Revenue from Operations</b>		
Manufactured Goods*	2,602.83	1,518.77
Traded Goods	10.70	8.09
<b>Other Operating Revenue</b>		
Scrap Sales	5.89	3.30
Government Grant	-	9.90
Duty Drawback on Exports	0.39	-
Freight Charges Recovered	32.58	22.73
Others	2.05	1.30
<b>Total</b>	<b>2,654.44</b>	<b>1,564.09</b>

\*Refer Note 41

## NOTE 26: OTHER INCOMES

(₹ in Crore)

Particulars	For the year ended March 31, 2023	For the year ended March 31, 2022
Interest Income		
- from banks and others	0.38	0.44
- from financial assets carried at amortized cost	0.10	0.08
Income from Rent	1.72	2.49
Profit on sale of Property, Plant & Equipments	0.05	1.86
Balances/ Provision No longer required written back	6.77	0.22
Foreign Exchange Gain	-	0.04
Miscellaneous Income	2.40	2.56
<b>Total</b>	<b>11.42</b>	<b>7.69</b>



## Notes to the Consolidated Financial Statements

### NOTE 27: COST OF RAW MATERIAL CONSUMED

(₹ in Crore)

Particulars	For the year ended March 31, 2023	For the year ended March 31, 2022
<b>Cost of raw material consumed</b>		
- Sugar cane	1,556.17	1,458.90
- Molasses	26.34	11.02
- Bagasse and other fuel	5.46	7.05
- Chemicals and others	0.28	0.19
<b>Total</b>	<b>1,588.25</b>	<b>1,477.16</b>

### NOTE 28: EXCISE DUTY ON SALE OF GOODS

(₹ in Crore)

Particulars	For the year ended March 31, 2023	For the year ended March 31, 2022
Excise Duty on Sale of Country liquor	246.91	-
<b>Total</b>	<b>246.91</b>	<b>-</b>

### NOTE 29: PURCHASE OF STOCK-IN-TRADE

(₹ in Crore)

Particulars	For the year ended March 31, 2023	For the year ended March 31, 2022
Cane Development Product	0.45	-
Purchase of Jaggery, Mishri etc.	3.45	7.91
<b>Total</b>	<b>3.90</b>	<b>7.91</b>

### NOTE 30: CHANGES IN INVENTORIES OF FINISHED GOODS, WORK-IN-PROGRESS AND STOCK-IN-TRADE

(₹ in Crore)

Particulars		For the year ended March 31, 2023	For the year ended March 31, 2022
<b>Closing Stock:</b>			
Finished stock		767.91	1,017.30
Stock in Trade		0.21	-
Work-in-Progress		25.69	20.46
<b>Total</b>	(A)	<b>793.81</b>	<b>1,037.76</b>
<b>Opening Stock :</b>			
Finished stock		1,017.30	678.78
Stock in Trade		-	-
Work-in-Progress		20.46	5.50
<b>Total</b>	(B)	<b>1,037.76</b>	<b>684.28</b>
<b>(Increase)/ Decrease in Inventories</b>	(B-A)	<b>243.95</b>	<b>(353.48)</b>



# Notes to the Consolidated Financial Statements

## NOTE 31: EMPLOYEES BENEFITS EXPENSES

(₹ in Crore)

Particulars	For the year ended March 31, 2023	For the year ended March 31, 2022
Salaries and wages	98.94	65.91
Contribution to Provident & other funds	6.83	5.60
Gratuity*	1.27	1.28
Voluntary retirement compensation	0.25	0.28
Workmen & staff welfare expenses	0.73	0.56
<b>Total</b>	<b>108.02</b>	<b>73.63</b>

\*Refer note no. 48

## NOTE 32: DEPRECIATION AND AMORTIZATION

(₹ in Crore)

Particulars	For the year ended March 31, 2023	For the year ended March 31, 2022
Depreciation of Property, Plant and Equipment*	37.32	28.60
Depreciation of Right-of-Use Assets#	3.21	2.69
<b>Total</b>	<b>40.53</b>	<b>31.29</b>

\* Refer note no. 4

# Refer note no. 5

## NOTE 33: FINANCE COSTS

(₹ in Crore)

Particulars	For the year ended March 31, 2023	For the year ended March 31, 2022
Interest expenses on financial liabilities measured at amortize cost	41.28	29.13
Interest on Lease Liability	0.71	0.60
Other borrowing cost	2.76	0.27
Interest others	0.06	#
Interest on Gratuity Liability	1.43	1.26
	<b>46.24</b>	<b>31.26</b>
Less : Interest capitalized during the year	5.40	1.57
<b>Total</b>	<b>40.84</b>	<b>29.69</b>

# Represent amount below ₹ 50,000/- in previous year

## NOTE 34: OTHER EXPENSE

(₹ in Crore)

Particulars	For the year ended March 31, 2023	For the year ended March 31, 2022
Consumption of stores, spares & other manufacturing expenses	54.70	33.24
Cane development expenses	4.40	3.18
Consumption of Packing material	33.78	21.00
Power and fuel	5.48	3.11

# Notes to the Consolidated Financial Statements

(₹ in Crore)

Particulars	For the year ended March 31, 2023	For the year ended March 31, 2022
<b>Repair &amp; Maintenance :</b>		
- Plant & machinery	30.66	35.93
- Building	1.15	1.57
- Others	3.53	2.67
Short Term lease/Low value item lease expenses	2.87	1.42
Rates and taxes	12.55	2.21
Insurance	4.08	3.56
Transfer to storage fund for molasses	0.26	0.18
Consultancy/Retainership/Professional Fees	5.90	3.48
<b>Selling Expenses :</b>		
- Commission to selling agents	3.64	2.87
- Freight, Loading and other selling expenses	80.40	39.81
Demerger Expenses	0.20	3.00
Travelling & Conveyance	7.64	4.83
Security Services	3.70	3.08
Miscellaneous expenses	13.49	9.49
Charity and donations	0.07	0.09
CSR Expenses	1.34	-
Balance written-off	-	0.89
Discarded/loss on sale of PPE	0.02	0.19
Allowance for Expected credit loss	0.80	0.06
Director sitting fees	0.28	-
Payment to Statutory Auditors	0.44	0.26
Foreign exchange Loss (net)	0.72	0.05
<b>Total</b>	<b>272.10</b>	<b>176.17</b>

## NOTE 35: PRE-OPERATIVE AND TRIAL RUN EXPENSES CAPITALISED

(₹ in Crore)

Particulars	For the year ended March 31, 2023	For the year ended March 31, 2022
<b>Pre-Operative and trial run expenses capitalised</b>		
Bagasse consumed	5.33	-
Raw Sugar consumed	4.85	-
Employee Benefits	3.06	-
Consultancy/Retainership/Professional Fees	0.30	-
Travelling & Conveyance	0.24	-
Miscellaneous expenses	0.18	-
Power & Fuel	0.09	-
Less: Realisable value of Trial run production	(0.64)	-
<b>Total</b>	<b>13.41</b>	<b>-</b>



# Notes to the Consolidated Financial Statements

## NOTE 36: EXCEPTIONAL ITEMS

(₹ in Crore)

Particulars	For the year ended March 31, 2023	For the year ended March 31, 2022
Accidental loss of molasses*	8.95	-
Insurance Claim Lodged*	(8.95)	-
<b>Total</b>	<b>-</b>	<b>-</b>

\*Refer note no. 56

## NOTE 37: TAX EXPENSE

### (a) Income Tax Expenses

(₹ in Crore)

Particulars	For the year ended March 31, 2023	For the year ended March 31, 2022
Current Tax	22.43	23.29
Deferred Tax	0.35	3.82
<b>Total</b>	<b>22.78</b>	<b>27.11</b>

### (b) Reconciliation of tax expense and accounting profit multiplied by India's tax rate:

(₹ in Crore)

Particulars	For the year ended March 31, 2023	For the year ended March 31, 2022
Profit for the year (before income tax expense)	<b>134.77</b>	<b>129.41</b>
Add: Other comprehensive income	(1.46)	0.46
Add/(Less): Loss/(profit) of subsidiary on which deferred tax not recognised	(3.93)	4.34
<b>Total</b>	<b>129.38</b>	<b>134.21</b>
Applicable tax rate	29.12%	29.12%
Computed tax expenses	37.68	39.08
Adjustments :		
Expenses not allowed for tax purposes	0.52	0.07
Deferred tax on non-depreciable assets	(0.02)	(1.83)
Impact of differential rate in the year of reversal of DTA/DTL	(14.52)	(10.21)
Income tax Adjustments	(0.88)	-
<b>Current Income Tax</b>	<b>22.78</b>	<b>27.11</b>
<b>Tax Expenses recognized in Consolidated Statement of Profit and Loss</b>	<b>22.78</b>	<b>27.11</b>
<b>Effective Tax Rate</b>	<b>16.90%</b>	<b>19.87%</b>

# Notes to the Consolidated Financial Statements

## NOTE 38: OTHER COMPREHENSIVE INCOME

(₹ in Crore)

Particulars	For the year ended March 31, 2023	For the year ended March 31, 2022
<b>A (i) Items that will not be reclassified to profit or loss</b>		
FVOCI Equity Instruments	-	(0.01)
Actuarial gain/(loss) on employees benefits	(2.44)	0.12
(ii) Tax on above	0.61	(0.03)
<b>B (i) Items that will be reclassified to profit or loss</b>		
Cash Flow Hedge	(0.13)	-
Foreign Currency Translation reserve	1.11	0.35
(ii) Tax on above	(0.28)	-
<b>Total</b>	<b>(1.13)</b>	<b>0.43</b>

## NOTE 39: EARNINGS PER SHARE (EPS)

Particulars		For the year ended March 31, 2023	For the year ended March 31, 2022
<b>Basic &amp; Diluted Earnings per share</b>			
a) Profit attributable to equity shareholders	(₹ in Crore)	111.10	102.33
b) Weighted average number of equity shares outstanding (For Basic and Diluted EPS)	Absolute no.	66387590	66387590
c) Nominal value per share	(in ₹)	10.00	10.00
d) Earnings per share (Basic and Diluted)	(in ₹)	16.74	15.41

## NOTE 40: CONTINGENT LIABILITIES AND COMMITMENTS

### I. Contingent Liabilities (not provided for in Respect of):

(₹ in Crore)

Particulars	As at March 31, 2023	As at March 31, 2022*
<b>i) Demands being disputed by the Company :#</b>		
a) Excise duty and Service Tax demands	-	1.57
b) Trade Tax, Purchase tax and Entry Tax demands	7.49	0.92
c) Stamp Duty demands	18.26	18.01
d) Other demands	17.20	0.89
e) Estimated amount of interest on above	16.83	16.54
<b>ii) Claims against the company not acknowledged as debts :</b>		
a) Other liabilities	-	-
b) In respect of some pending cases of employees and others#	Amount not ascertainable	Amount not ascertainable

\* Transferred to the Holding Company pursuant to Scheme of Arrangement

# The amount shown above represents the best possible estimates arrived on the basis of available information. The uncertainties and timing of the cash flows are dependent on the outcome of the different legal process which have been invoked by the Group or the claimants as the case may be, therefore it cannot be estimated accurately. The Group does not expect any reimbursement in respect of above contingent liabilities.



# Notes to the Consolidated Financial Statements

## II. Capital Commitments

(₹ in Crore)

Particulars	As at	As at
	March 31, 2023	March 31, 2022
Estimated amount of contracts remaining to be executed on capital account and not provided for	25.00	34.40

## III. Legal Cases

- i) Honorable Allahabad High Court in the case of PIL Rashtriya Kisan Mazdoor Sangathan VS State of U.P. passed a final order on March 09, 2017 directing the Cane Commissioner to decide afresh the issue as to whether the Sugar Mills are entitled for waiver of interest on the delayed payment of the price of sugarcane for the seasons 2012-13, 2013-14 and 2014-15 under the provisions of Section 17(3) of the U.P. Sugarcane (Regulations of Supply and Purchase) Act, 1953 (in short 'the Act'). The matter is yet to be finalised and pending before Supreme Court for adjudication. Based on the legal review of the facts of the case and considering past practice, no liability is likely to crystallise on the Holding Company in this matter.
- ii) Cane societies are in dispute with the State Government of Uttar Pradesh with regard to retrospective partial waiver of society commission payable by the sugar mills for the crushing seasons 2012-13, 2014-15 and 2015-16. Holding Company was the beneficiary of such waiver. The matter is yet to be finalised and pending before Supreme Court for adjudication. Based on the legal review of the facts of the case and considering past practice, no liability is likely to crystallise on the Holding Company in this matter.

## NOTE 41: REVENUE

The disclosures pertaining to disaggregation of revenue and performance obligation in terms of Ind AS 115 - Revenue from contracts with customers are as follows:

### (a) Sugar

The Sugar segment of the Group principally generates revenue from manufacturing and sale of sugar and its by-products. Domestic sales of sugar is made on ex-factory terms/agreed terms to wholesale /institutional buyers/merchant exporters within the country. Domestic sugar sales is majorly done on advance payment terms.

Export sales of sugar to merchant exporters are done on ex-factory /delivered basis in terms of the agreement and revenue is recognised when the goods have been shipped to / delivered to the buyers' specific location (as per agreed terms). The sale price and payment terms is fixed as per contracted terms.

Power is supplied to distribution companies from the Holding Company's facilities in accordance with the sale price, payment terms and other conditions as per the Power Purchase Agreements ("PPA").

Bagasse and pressmud are sold generally on advance payment terms agreed to wholesaler institutional buyer to customers on ex-factory basis in terms of the agreement and revenue is recognised when the goods have been shipped to/delivered to the buyer.

### (b) Bio Fuels & Spirits

The Bio Fuels & Spirits segment of the Group principally generates revenue from sale of industrial alcohol which mainly constitutes ethanol sold under contracts with Public and Private Oil Marketing Companies ("OMCs") and other products to institutional buyers. It also includes revenue from sale of country liquor to state consumers.

For sale of ethanol under contracts with OMCs, sale price is pre-determined based on Expression of Interest ("EOI")/Tender floated from OMCs. The prices are on delivered cost basis at OMC's locations inclusive of all duties/levies/taxes/charges etc. Payment terms for sale of ethanol is within 45 days after delivery of material and submission of original invoices whereas the payment terms for sale of country liquor is normally within 30 days.



## Notes to the Consolidated Financial Statements

Other products like ENA, SDS etc. are sold on bulk basis to institutional buyers on ex-factory basis as per agreed terms. Revenue is recognised when goods have been shipped to the buyers' specific location as per agreed terms. The payment terms are fixed as per Company's credit policy which are up-to 45 days.

### (ii) Disaggregated revenue information is as under

(₹ in Crore)

Particulars	FY 2022-23			FY 2021-22		
	Sugar	Bio Fuels & Spirits	Total	Sugar	Bio Fuels & Spirits	Total
<b>Major Product</b>						
Sugar	1,680.29	-	1,680.29	1,165.72	-	1,165.72
Bagasse	50.53	-	50.53	24.72	-	24.72
Chemicals	-	544.86	544.86	-	258.26	258.26
Power	48.61	-	48.61	45.15	-	45.15
Country Liquor	-	274.11	274.11	-	-	-
Others	2.17	2.26	4.43	24.62	0.30	24.92
<b>Total</b>	<b>1,781.60</b>	<b>821.23</b>	<b>2,602.83</b>	<b>1,260.21</b>	<b>258.56</b>	<b>1,518.77</b>
<b>Timing of Revenue Recognition</b>						
Products transferred at a point in time	1,781.60	821.23	2,602.83	1,260.21	258.56	1,518.77
Products transferred over time	-	-	-	-	-	-

### NOTE 42: LEASES

Following are the changes in the carrying value of other right-of-use assets for the year ended March 31, 2023:

The aggregate depreciation expense on ROU assets is included under depreciation and amortization expense in the Consolidated statement of Profit and Loss.

#### A. Right-of-Use Assets

(₹ in Crore)

Particulars	As at	As at
	March 31, 2023	March 31, 2022
	<b>Premises</b>	
<b>Opening Balance</b>	6.43	8.77
Additions during the year	3.91	-
Deletions during the year	-	-
Depreciation during the year	3.21	2.34
<b>Closing Balance</b>	<b>7.13</b>	<b>6.43</b>

#### B. The following is the movement in long term lease liabilities during the year

(₹ in Crore)

Particulars	As at	As at
	March 31, 2023	March 31, 2022
<b>Balance at the beginning</b>	5.86	7.67
Additions during the year	3.81	-
Deletions during the year	-	-
Finance cost accrued during the year	0.71	0.59
Payment of lease liabilities	(3.36)	(2.40)



# Notes to the Consolidated Financial Statements

<b>Balance at the end</b>	<b>7.02</b>	<b>5.86</b>
---------------------------	-------------	-------------

## C. Following is the break-up of current and non-current lease liabilities

(₹ in Crore)

Particulars	As at	As at
	March 31, 2023	March 31, 2022
Lease Liabilities- Non Current	4.76	3.96
Lease Liabilities- Current	2.26	1.90
<b>Total</b>	<b>7.02</b>	<b>5.86</b>

## D. Contractual maturities of lease liabilities on an undiscounted basis:

The weighted average incremental borrowing rate applied is 7.95% (P.Y. 8.60%)

(₹ in Crore)

Particulars	As at	As at
	March 31, 2023	March 31, 2022
Less than one year	3.37	2.40
One to five years	4.75	6.60
More than five years	-	-
<b>Total</b>	<b>8.12</b>	<b>9.00</b>

Rental expenses recorded for short term lease for the year ended March 31, 2023 are ₹ 2.87 Crore (P.Y. ₹ 1.32 Crore).

## NOTE 43: GOVERNMENT GRANT

The Holding Company is eligible to receive various grants/ financial assistance as per the schemes announced by Central and UP State Government for Sugar Industry. The Holding Company has recognized these Government grants in the following manners:

(₹ in Crore)

Particulars	Treatment in Accounts	For the year ended	For the year ended
		March 31, 2023	March 31, 2022
<b>1. Revenue related Government grants:</b>			
i) MAEQ Subsidy 2020-21 from Central Government (Refer note a)	Shown as separate line items "Government grant" under other operating income	-	9.85
ii) Interest subvention claim under Distillery Expansion Loan (Refer note b)	Deducted from finance cost	4.89	0.37
iii) Interest subvention claim under Distillery Expansion Loan (Refer note b)	Capitalised in Capital Work In Progress	-	1.57
<b>2. Deferred Government grants:</b>			
i) Deferred income relating to term loans on concessional rate from Sugar Development Fund	Deducted from finance cost	0.13	0.22
ii) Deferred income relating to term loans on concessional rate (Refer note c)	Deducted from finance cost	2.28	3.40

# Notes to the Consolidated Financial Statements

- a) The Central Government vide its notification 1(6)/2020-S.P-I dated December 29, 2020, announced Scheme for Assistance to Sugar mills for the sugar season 2020-21 (Scheme) for expenses on marketing cost including handling, upgrading and other processing costs and cost of international and internal transport and freight charges on export of sugars under Maximum Admissible Export Quantity (MAEQ) Scheme. Every sugar mill which fulfil the conditions as stipulated in the Scheme will be eligible for assistance @ ₹6000 per MT on export of sugar limited to MAEQ.
- b) The Central Government, vide its Notification No. 1(10)/2018-SP-I dated July 19, 2018, notified a Scheme with a view to increase production of ethanol by enhancing the number of working days of existing in a year by installation new Incineration boilers or by adoption any other matter approved by Central Pollution Control Board (CPCB) for Zero Liquid Discharge (ZLD) in a distillery. Every Sugar Mill which fulfil the conditions stipulated in the scheme will be eligible for the interest subvention @ 6% per annum or 50% of the rate of interest charged by bank, whichever is lower, on the loans to be extended by banks, shall be borne by central Government for five years. Till March 31, 2023, the Company has complied with all the conditions as stated in the scheme and submitted the claim for interest subvention. The interest subvention accrued under the Scheme till March 31, 2023 is ₹5.93 crore and out of which ₹ 1.04 crore has been received till March, 2023.
- c) The State Government, with a view to improve the liquidity position of private sector sugar mills of the State enabling them to clear the cane price arrears of crushing seasons 2016-17 and 2017-18 and timely settlement of cane price as per State Advised Price (SAP) fixed by the State Government, to the sugarcane farmers, has notified the scheme, namely "Scheme for Extending Financial Assistance to Sugar Undertakings-2018" vide notification No.: 15 /2018/1719/46-3-18-3 (36-A) / 2018 dated October 16, 2018. The Company had availed the term loan in the F.Y 2018-19 under the Scheme, wherein, the government grant has been received in form of Subsidized rate of interest.

## NOTE 44: SEGMENT REPORTING

### I) Identification of Segments

The Group's operating segments are established on the basis of those components of the Group that are evaluated regularly by the Board of Director's (the 'Chief Operating Decision Maker' as defined in Ind AS 108 - 'Operating Segments'). The chief operational decision maker monitors the operating results of its Business Segments separately for the purpose of making decisions about resource allocation and performance assessment. Segment performance is evaluated based on profit or loss and is measured consistently with profit or loss in the consolidated financial statements. Operating Segments have been identified by the management and reported taking into account, the nature of products and services, the differing risks and returns, the organization structure, and the internal financial reporting systems.

### II) Operating Segments

The Group is organized into three main business segments, namely:

- Sugar which consists of manufacture and sale of Sugar and its byproducts along with co-generation and sale of power,
- Bio Fuels & Spirits which consists of manufacture and sale of SDS, ENA, Ethanol, country liquor & sanitizer, etc.

No operating segments have been aggregated in arriving at the aforesaid reportable segments of the Group.

### III) Geographical segments

Since the Group's activities/ operations are primarily within the country and considering the nature of products/ services it deals in, the risks and returns are same and as such there is only one geographical segment.

### IV) Segment Accounting Policies:

In addition to the significant accounting policies applicable to the operating segments as set out in note 2, the accounting policies in relation to segment accounting are as under:



# Notes to the Consolidated Financial Statements

## a) Segment revenue and results:

Revenue and expenses directly attributable to segments are reported under each reportable segment. Other expenses and incomes which are not directly attributable to any business segment are shown as unallocable expenses (net of unallocated income).

## b) Segment assets and liabilities:

Assets and liabilities that are directly attributable or allocable to segments are disclosed under each reportable segment. Unallocated assets include deferred tax, investments, interest bearing deposits loans to subsidiary and income tax refund. Unallocated liabilities include interest bearing liabilities, tax provisions and deferred tax. Capital expenditure pertains to additions made to fixed assets during the year and includes capital work in progress.

## c) Inter segment sales/transfer:

Transactions between segments are primarily for materials which are transferred at cost /market determined prices. These transactions are eliminated in consolidation.

## A. Summary of Segmental Information For the Year Ended March 31, 2023

(₹ in Crore)

Particulars	Sugar	Bio Fuels & Spirits	Adjustments / Elimination	Total
<b>i. Segment Revenue</b>				
a) External Sales	1,825.39	829.05	-	2,654.44
b) Inter Segment Sales	432.92	10.34	(443.26)	-
<b>Revenue from operation (a+b)</b>	<b>2,258.31</b>	<b>839.39</b>	<b>(443.26)</b>	<b>2,654.44</b>

(₹ in Crore)

Particulars	Sugar	Bio Fuels & Spirits	Unallocable	Total
<b>ii. Segment Results</b>				
Profit before exceptional items, Tax and Interest from each segment	106.44	110.21	-	216.65
Less/ Add: Other Unallocable Expense/Income net off Unallocable Income/Expenses	-	-	41.04	41.04
Less: Finance costs	-	-	40.84	40.84
<b>Net Profit before Exceptional Items and Tax</b>	<b>106.44</b>	<b>110.21</b>	<b>81.88</b>	<b>134.77</b>
Less: Tax expense (Net)	-	-	-	23.67
<b>Net Profit after Tax</b>	<b>106.44</b>	<b>110.21</b>	<b>81.88</b>	<b>111.10</b>
<b>iii) Other Information</b>				
a) Segment Assets	1,566.66	394.35	116.45	2,077.46
<b>Total Assets</b>	<b>1,566.66</b>	<b>394.35</b>	<b>116.45</b>	<b>2,077.46</b>
b) Segment Liabilities	773.03	27.58	288.12	1,088.73
<b>Total Liabilities</b>	<b>773.03</b>	<b>27.58</b>	<b>288.12</b>	<b>1,088.73</b>
c) Capital Expenditure	162.58	47.86	-	210.44
d) Depreciation	28.08	11.44	1.01	40.53
e) Non Cash Expenditure/(Income) other than Depreciation	0.82	-	-	0.82

# Notes to the Consolidated Financial Statements

For the Year Ended March 31, 2022

(₹ in Crore)

Particulars	Sugar	Bio Fuels & Spirits	Adjustments / Elimination	Total
<b>i. Segment Revenue</b>				
a) External Sales	1,304.74	259.35	-	1,564.09
b) Inter Segment Sales	151.44	15.48	(166.92)	-
<b>Revenue from operation (a+b)</b>	<b>1,456.18</b>	<b>274.83</b>	<b>(166.92)</b>	<b>1,564.09</b>

(₹ in Crore)

Particulars	Sugar	Bio Fuels & Spirits	Unallocable	Total
<b>ii. Segment Results</b>				
Profit before exceptional items, Tax and Interest from each segment	108.88	64.68	-	173.56
Less/ Add :Other Unallocable Expense/Income net off Unallocable Income/Expenses	-	-	14.46	14.46
Less : Finance costs	-	-	29.69	29.69
<b>Net Profit before Exceptional Items and Tax</b>	<b>108.88</b>	<b>64.68</b>	<b>44.15</b>	<b>129.41</b>
Less: Tax expense (Net)	-	-	-	27.08
<b>Net Profit after Tax</b>	<b>108.88</b>	<b>64.68</b>	<b>44.15</b>	<b>102.33</b>
<b>iii. Other Information</b>				
a) Segment Assets	1,658.53	304.36	37.12	2,000.01
<b>Total Assets</b>	<b>1,658.53</b>	<b>304.36</b>	<b>37.12</b>	<b>2,000.01</b>
b) Segment Liabilities	221.29	37.65	863.18	1,122.12
<b>Total Liabilities</b>	<b>221.29</b>	<b>37.65</b>	<b>863.18</b>	<b>1,122.12</b>
c) Capital Expenditure	105.99	72.81	-	178.80
d) Depreciation	24.89	6.40	-	31.29
e) Non Cash Expenditure other than Depreciation	0.96	0.18	0.01	1.15

## B. Geographical information : Segment Revenue & Non Current Assets by location

(₹ in Crore)

Particulars	For the year ended March 31, 2023	For the year ended March 31, 2022
<b>External Revenue</b>		
India	2,347.95	1,527.81
Outside India	311.86	36.28
<b>Total</b>	<b>2,654.44</b>	<b>1,564.09</b>
<b>Non Current Assets (other than financial assets)</b>		
India	950.38	776.34
Outside India	-	-
<b>Total</b>	<b>950.38</b>	<b>776.34</b>

\*Non-current assets exclude those relating to Investments and non-current financial assets.

## C. Information about major customer

Number of customers individually accounted for more than 10% of the revenue in the year ended March 31,2023 - NIL



## Notes to the Consolidated Financial Statements

- D. Consequent to change in evaluation of operating segments by the management, the figures of Renewable Energy segment has not been reported but included in Sugar and Bio fuels & spirits segment. Accordingly figures for the previous year have been reinstated to include the figures of Renewable energy segment in the sugar segment. Ther details of original and reinstated figures are as under:

(₹ in Crore)

Particulars	As at March 31, 2022	
	Restated Amount	Original Amount
<b>Segment Revenue</b>		
Sugar	1,456.18	1,518.14
Renewable Energy	-	199.00
Bio Fuels & Spirits	274.83	259.35
Inter Segment Sales	(166.92)	(412.40)
<b>Segment Result</b>		
Sugar	108.88	54.12
Renewable Energy	-	60.10
Bio Fuels & Spirits	64.68	63.04
Unallocated expenditure (net of income)	14.46	10.76
<b>Segment Assets</b>		
Sugar	1,658.53	1,431.62
Renewable Energy	-	311.06
Bio Fuels & Spirits	304.36	227.60
Unallocable corporate assets	37.12	29.73
<b>Segment Liabilities</b>		
Sugar	221.29	212.33
Renewable Energy	-	21.66
Bio Fuels & Spirits	37.65	31.65
Unallocable corporate liabilities	863.18	856.48

### NOTE 45: RESTATEMENT OF PREVIOUS YEAR FIGURES

The Consolidated Financial Statement for the year ended March 31, 2022 has been restated to rectify the errors in recognising the borrowing cost and Deferred Government Grant and other reclassification. The original published figures and restated figures are as under:

#### Consolidated Balance sheet as at March 31, 2022

(₹ in Crore)

Particulars	Restated Figures	Published Figures
	March 31, 2022	March 31, 2022
Property, Plant and Equipment	683.14	684.07
Capital Work-in-progress	78.30	77.90
Others Current Financial Assets	0.08	0.31
Other Current Assets	30.36	30.13
Other Equity	812.11	811.06
Non - Current Borrowings	108.49	104.83
Deferred tax liabilities (net)	33.99	34.55
Other Non-Current Liabilities	1.26	5.76
Current Borrowings	720.29	717.96
Other Financial Liabilities	36.73	36.97
Other Current Liabilities	25.58	27.85



# Notes to the Consolidated Financial Statements

## Consolidated Statement of Profit and Loss for the year ended March 31, 2022

(₹ in Crore)

Particulars	Restated Figures	Published Figures
	March 31, 2022	March 31, 2022
Revenue from Operations	1,564.09	1,540.90
Cost of Raw Materials Consumed	1,477.16	1,434.67
Changes in inventories of finished goods, work-in-progress and stock-in-trade	(353.48)	(310.99)
Finance costs	29.69	30.13
Other Expenses	176.17	152.98
Profit Before Exceptional Items and Tax	129.41	128.97
Profit Before Tax	129.41	128.97
Profit for the year	102.33	101.89
Total Comprehensive Income for the year	102.76	102.32
Earnings Per Share: Basic & Diluted (₹)	15.41	15.35

## Consolidated Statement of Cash Flow for the year ended March 31, 2022

(₹ in Crore)

Particulars	Restated Figures	Published Figures
	March 31, 2022	March 31, 2022
Cash Flow from Operating Activities	(246.47)	(246.47)
Cash Flow from Investing Activities	(137.76)	(138.29)
Cash Flow from Financing Activities	393.34	393.87
<b>Net increase/(decrease) in cash and cash equivalents</b>	<b>9.11</b>	<b>9.11</b>
Cash and cash equivalents (opening balance)	#	#
Add: Cash and cash equivalents acquired on pursuant to the Scheme of Arrangement	13.87	13.87
<b>Cash and cash equivalents (closing balance)</b>	<b>22.98</b>	<b>22.98</b>

*\*In previous year amount for opening Cash and cash equivalents as on April 1, 2021 was ₹ 34,159/-*

### NOTE 46: ACCOUNTING, C7 DISCLOSURES AND PARTICULARS OF SCHEME OF ARRANGEMENT

Allahabad Bench of the NCLT, through its order dated April 27, 2022 (the "Order"), has approved the Scheme of Arrangement ("the Scheme") between Dhampur Sugar Mills Limited ("Demerged Company") and Dhampur Bio Organics Limited ("Resulting Company"/"The Holding Company") and their respective shareholders and creditors for demerger of manufacturing units of Sugar, chemicals and co-generation of the Demerged company situated at Asmoli, District Sambhal, Mansurpur, District Muzaffarnagar and Meerganj, District Bareilly (Collectively referred to as "Demerged Undertakings") from Demerged Company into Resulting Company with effect from Appointed Date i.e. April 01, 2021. The Scheme became effective on May 03, 2022. The Holding Company has given effect to the Scheme in the financial statements for the year ended March 31, 2022 and has accounted the same as per the pooling of interest method.

Pursuant to the Scheme, Demerged Company continued to manage the operation of Demerged undertakings in its own name during the year till the date, the requisite permissions/ licences/agreements are not transferred in the name of the Holding Company. All these transactions are duly recorded in the books of the Holding Company, as prescribed in the Scheme and reported in the financial statements of current period as well as of previous periods.



# Notes to the Consolidated Financial Statements

## NOTE 47: RELATED PARTY DISCLOSURES

Information on related party transactions pursuant to Ind AS 24 -

### A. List of Related Parties with whom transactions have taken place and relationships as on March 31, 2023

<b>i. Holding company</b>	Dhampur Sugar Mills Ltd (Ceased to be Holding Company w.e.f May 03, 2022)
<b>ii. Subsidiary (Wholly Owned Subsidiary)</b>	Dhampur International Pte Limited
<b>iii. Directors and Key Management Personnel (KMP)</b>	Mr. Vijay Kumar Goel, Chairman
	Mr. Ashwani Kumar Gupta, Vice Chairman (Appointed w.e.f. April 19, 2022)
	Mr. Gautam Goel, Managing Director
	Mr. Sandeep Kumar Sharma, Whole Time Director (Appointed w.e.f. April 19, 2022)
	Mrs. Bindu Vashist Goel, Non Executive Director (Appointed w.e.f. May 04, 2022)
	Mrs. Ruchika Amrish Mehra Kothari Independent Director (Appointed w.e.f. April 19, 2022)
	Mr. Samir Thukral, Independent Director (Appointed w.e.f. April 19, 2022)
	Mr. Vishal Saluja, Independent Director (Appointed w.e.f. April 19, 2022)
	Mr. Kishor Shah, Independent Director (Appointed w.e.f. April 19, 2022)
	Mr. Ashok Kumar Goel, Director (ceased to be Director w.e.f. May 04, 2022)
	Mr. Gaurav Goel, Director (ceased to be Director w.e.f. May 04, 2022)
	Mr. Mukul Sharma, Director (ceased to be Director w.e.f. May 30, 2022)
	Mr. Nalin Kumar Gupta, Director (ceased to be Director w.e.f. May 30, 2022) (Appointed as Chief Financial Officer w.e.f. May 30, 2022)
	Mrs. Ashu Rawat (Appointed as Company Secretary w.e.f. May 30, 2022)
<b>iv. Relative's of Directors and Key Management Personnel (KMP) (with whom transactions entered into)</b>	Mr. Sanjay Gupta, Brother of KMP
<b>v. Enterprises which have significant influence and also owned or significantly influenced by directors/Key Management Personnel or their relatives</b>	Shudh Edible Products Private Limited
	Academy of Modern Learning Trust
	J.P & Sons (ceased to be a related party w.e.f. May 30, 2022)

## Notes to the Consolidated Financial Statements

### B. Disclosure of transactions between the Group and Related Parties and the status of outstanding balances as on March 31, 2023

(₹ in Crore)

Particulars	For the year ended March 31, 2023	For the year ended March 31, 2022
<b>Transactions during the year ended</b>		
<b>Loan Taken</b>	-	<b>0.05</b>
Dhampur Sugar Mills Limited	-	0.05
<b>Rent Received</b>	-	<b>2.40</b>
Dhampur Sugar Mills Limited	-	2.40
<b>Rent Paid</b>	<b>2.40</b>	<b>2.40</b>
Shudh Edible Products Private Limited	2.40	2.40
<b>Remuneration to Directors, KMP and their Relatives including commission</b>	<b>13.91</b>	<b>0.80</b>
Mr. Vijay Kumar Goel	3.70	-
Mr. Gautam Goel	7.06	-
Mr. Sandeep Kumar Sharma	1.53	-
Mr. Nalin Kumar Gupta	0.75	0.40
Mr. Mukul Sharma	0.07	0.35
Mrs. Ashu Rawat	0.19	-
Mr. Sanjay Gupta - Relative of KMP	0.06	0.04
Mrs. Bindu Vashist Goel - Relative of KMP	0.55	-
<b>Expenses paid During the year</b>	<b>8.79</b>	<b>8.54</b>
J.P & Sons for Freight charges	5.06	8.50
Academy of Modern Learning Trust for CSR Expenses	3.73	0.04
<b>Sitting fees to Directors</b>	<b>0.28</b>	-
Mr. Vijay Kumar Goel	0.01	-
Mr. Ashwani Kumar Gupta	0.05	-
Mr. Gautam Goel	0.01	-
Mr. Sandeep Kumar Sharma	0.01	-
Mrs. Bindu Vashist Goel	0.03	-
Mr. Samir Thukral	0.04	-
Mr. Vishal Saluja	0.04	-
Mr. Kishor Shah	0.04	-
Mr. Mukul Sharma	0.01	-
Mr. Nalin Kumar Gupta	0.01	-
Mrs. Ruchika Amrish Mehra Kothari	0.03	-
<b>Amount due to/ from Related Parties:</b>		
<b>Payables</b>	<b>6.22</b>	<b>3.98</b>
Shudh Edible Products Private Limited	0.47	0.06
J.P & Sons	-	3.33
Mr. Vijay Kumar Goel	2.09	0.21
Mr. Gautam Goel	3.61	0.35
Mr. Sandeep Kumar Sharma	0.04	0.02
Mr. Nalin Kumar Gupta	0.01	-
Mr. Mukul Sharma	#	-
Mrs. Ashu Rawat	#	-
<b>Security Deposits</b>	<b>1.20</b>	<b>1.20</b>
Shudh Edible Products Private Limited	1.20	1.20



# Notes to the Consolidated Financial Statements

The details of remuneration paid to Managing Director, Chief Operating Officer and Whole Time Director and Key Management Personnel are as under :

Particulars	Mr. Vijay Kumar Goel	Mr. Gautam Goel	Mr. Sandeep Kumar Sharma	Mr. Nalin Kumar Gupta	Mr. Mukul Sharma	Mrs. Ashu Rawat
<b>Year ended March 31, 2023</b>						
<b>Short-term employee benefits</b>						
Salary	1.36	3.64	1.03	0.39	0.07	0.13
Perquisites	0.22	0.34	0.28	0.17	-	0.06
Bonus	-	-	0.17	0.17	-	0.00
Commission	2.00	3.00	-	-	-	-
<b>Post-employment benefits</b>						
Contribution to Provident Fund, Gratuity and other Funds*	0.12	0.07	0.05	0.01	-	0.00

Particulars	Mr. Nalin Kumar Gupta	Mr. Mukul Sharma
<b>Year ended March 31, 2022</b>		
<b>Short-term employee benefits</b>		
Salary	0.35	0.29
<b>Post-employment benefits</b>		
Contribution to Provident Fund, Gratuity and other Funds*	0.05	0.07

# Reperesent amount below ₹ 50,000/-

\* As the liability for gratuity is provided on actuarial basis for the Holding Company as a whole, amounts accrued pertaining to key managerial personnel are not included above.

## C. Terms and Conditions of Settlement

The transactions with the related parties are made on term equivalent to those that prevail in arm's length transactions. The assessment is under taken each financial year through examining the financial position of the related party and in the market in which the related party operates. Outstanding balances at the year end are un-secured and settlement occurs in cash.

## D. Pursuant to Scheme of Arrangement

As per the Scheme of Arrangement , M/S Dhampur Sugar Mills Ltd.(Erstwhile holding company/Demerged Company/ DSML) has continued to manage the operations of demerged units, hence the interse transactions between the demerged and resultant companies pertaining to the operation of units, including interse transfer of goods,assets, employees, funds, reimbursement of expenses etc till the scheme became effective and thereafter till the date of transfer of the requisite permissions/ licences/agreement in the name of the Company. These transactions have not been reported above as these are entered into during the transitory phase as at March 31, 2022, a sum of ₹ 14.87 Crore has been receivable by the Company from DSML, on account of money held in trust by them which has been shown under Trade Receivables.

# Notes to the Consolidated Financial Statements

## NOTE 48: EMPLOYEES BENEFITS

The required disclosures of employees benefits as per Indian Accounting Standard (Ind AS) -19 are given hereunder :

### (i) Defined contribution plan :

The Holding Company's defined contribution plans are Employees' Pension Scheme, Employees' Provident Fund (under the provisions of Employees' Provident Funds and Miscellaneous Provisions Act, 1952) and Employees State Insurance. The Holding Company has no further obligations beyond making the contributions.

(₹ in Crore)

Particulars	For the year ended March 31, 2023	For the year ended March 31, 2022
Employer's Contribution to Provident Fund	4.39	3.18
Employer's Contribution to Pension Fund	2.10	1.99

### (ii) Defined benefit plan :

#### In respect of defined benefit scheme of gratuity (Based on actuarial valuation) :

The gratuity plan is governed by the payment of Gratuity Act,1972. Under the said Act an employee who has completed five years of services is entitled to specific benefit. The Gratuity Plan provides a lump-sum payment to vested employees at retirement, death, incapacitation or termination of employment, of an amount based on the respective employee's salary and the tenure of employment with the Holding Company.

#### In respect of defined scheme of Compensated absences

The accumulated Compensated absences, expected to be carried forward beyond the period of twelve months from the reporting date as per Holding Company's policy, are measured on Acturial valuation using projected unit credit method for the unused entitlement and respective employee's salary.

#### The Company is exposed to various risks in providing the above defined benefit which are as follows:

**Interest Rate risk :** The plan exposes the Holding Company to the risk of fall in interest rates. A fall in interest rates will result in an increase in the ultimate cost of providing the above benefit and will thus result in an increase in the value of the liability (as shown in financial statements).

**Salary escalation risk :** The present value of the defined benefit plan is calculated with the assumption of salary increase 0.50% per annum of plan participants in future. Deviation in the rate of increase of salary in future for plan participants from the rate of increase in salary used to determine the present value of obligation will have a bearing on the plan's liability.

**Actual mortality & disability :** Deaths & disability cases proving lower or higher than assumed in the valuation can impact the liabilities.



# Notes to the Consolidated Financial Statements

The following tables summaries the components of net benefit expense recognized in the consolidated statement of Profit and Loss

- a) Details of Non funded post retirement plans are as follows:  
I. Expenses recognized in the consolidated statement of profit and loss:

(₹ in Crore)

Particulars	For the year ended March 31, 2023		For the year ended March 31, 2022	
	Gratuity	Leave Encashment	Gratuity	Leave Encashment*
Current service cost	1.27	0.54	1.09	-
Interest Cost	1.43	-	1.26	-
Past Service Cost	-	0.65	-	-
Net interest on the net defined benefit liability	-	-	-	-
<b>Expense recognized in the consolidated statement of profit and loss</b>	<b>2.70</b>	<b>1.19</b>	<b>2.35</b>	<b>-</b>

## II. Other comprehensive income

(₹ in Crore)

Particulars	For the year ended March 31, 2023		For the year ended March 31, 2022	
	Gratuity	Leave Encashment	Gratuity	Leave Encashment*
Actuarial gain / (loss) arising from:				
- Change in financial assumptions	0.30	-	0.40	-
- Change in experience adjustments	(2.74)	-	(0.28)	-
<b>Components of defined benefit costs recognized in other comprehensive income</b>	<b>(2.44)</b>	<b>-</b>	<b>0.12</b>	<b>-</b>

The current service cost and the net interest expense for the year are included in the 'Employee benefits expense' line item in the consolidated statement of profit & loss. The remeasurement of the net defined benefit liability is included in other comprehensive income.

## III. Change in present value of defined benefit obligation:

(₹ in Crore)

Particulars	For the year ended March 31, 2023		For the year ended March 31, 2022	
	Gratuity	Leave Encashment	Gratuity	Leave Encashment*
Present value of defined benefit obligation at the beginning of the year	19.91	-	18.30	-
Interest expense/income	1.43	-	1.26	-
Current service cost	1.27	0.54	1.09	-
Past service cost	-	0.65	-	-
Benefits paid	(2.37)	-	(0.63)	-



# Notes to the Consolidated Financial Statements

(₹ in Crore)

Particulars	For the year ended March 31, 2023		For the year ended March 31, 2022	
	Gratuity	Leave Encashment	Gratuity	Leave Encashment*
	Actuarial (gain)/ loss arising from:			
- Change in financial assumptions	(0.30)	-	(0.40)	-
- Change in experience adjustment	2.74	-	0.28	-
- Change in Demographic assumptions	-	-	-	-
<b>Present value of defined obligation at the end of the year</b>	<b>22.68</b>	<b>1.19</b>	<b>19.91</b>	<b>-</b>

#### IV. Net liability recognized in the Consolidated Balance Sheet as at the year end:

(₹ in Crore)

Particulars	For the year ended March 31, 2023		For the year ended March 31, 2022	
	Gratuity	Leave Encashment	Gratuity	Leave Encashment*
	Present Value of Benefit Obligation at the end of the year	22.68	1.19	19.91
Fair Value of Plan Assets at the end of the year	-	-	-	-
<b>Net Liability/(Asset) Recognized in the Consolidated Balance Sheet</b>	<b>22.68</b>	<b>1.19</b>	<b>19.91</b>	<b>-</b>
<b>Current liability</b>	<b>2.26</b>	<b>0.28</b>	<b>2.38</b>	<b>-</b>
<b>Non- current liability</b>	<b>20.42</b>	<b>0.91</b>	<b>17.53</b>	<b>-</b>

#### V. Actuarial assumptions:

(₹ in Crore)

Particulars	For the year ended March 31, 2023		For the year ended March 31, 2022	
	Gratuity	Leave Encashment	Gratuity	Leave Encashment*
	Discount rate ( per annum )%	7.40%	7.40%	7.20%
Expected rate of salary increase %	5.00%	5.00%	5.00%	N.A.
Retirement / superannuation Age (year)	60	60	60	N.A.
Mortality rates	100% of IALM (2012 - 14)	100% of IALM (2012 - 14)	100% of IALM (2012 - 14)	N.A.



# Notes to the Consolidated Financial Statements

## VI. Maturity profile of defined benefit obligation:

(₹ in Crore)

Particulars	For the year ended March 31, 2023		For the year ended March 31, 2022	
	Gratuity	Leave Encashment	Gratuity	Leave Encashment*
Expected cash flows (valued on undiscounted basis):				
With in 0 to 1 Year	2.26	0.28	2.07	-
With in 1 to 2 Year	1.52	0.03	1.30	-
With in 2 to 3 Year	1.60	0.03	1.29	-
With in 3 to 4 Year	1.83	0.05	1.30	-
With in 4 to 5 Year	1.79	0.05	1.58	-
With in 5 to 6 Year	1.45	0.04	1.41	-
6 Year onwards	12.23	0.71	10.96	-
<b>Total expected payments</b>	<b>22.68</b>	<b>1.19</b>	<b>19.91</b>	<b>-</b>

The average duration of the defined benefit plan obligation at the end of the balance sheet date (in years)

## VII. Sensitivity analysis on present value of defined benefit obligations:

(₹ in Crore)

Particulars	For the year ended March 31, 2023		For the year ended March 31, 2022	
	Gratuity	Leave Encashment	Gratuity	Leave Encashment*
<b>a) Discount rates</b>				
0.50% increases	(0.72)	(0.05)	(0.64)	N.A.
0.50% decreases	0.76	0.05	0.68	N.A.
<b>b) Salary growth rate</b>				
0.50% increases	0.77	0.06	0.69	N.A.
0.50% decreases	(0.73)	(0.05)	(0.66)	N.A.

Sensitivity analysis presented above may not be representative of the actual change in the defined benefit obligation as it is unlikely that the change in assumptions would occur in isolation of one another as some of the assumptions may be correlated.

The sensitivity analysis above has been determined based on a method that extrapolates the impact on defined benefit obligation as a result of reasonable changes in key assumptions occurring as at the balance sheet date.

All sensitives are calculated using the same actuarial method as for the disclosed present value of the defined benefits obligation at year end.

## The history of experience adjustments for non-funded retirement plans are as follows :

(₹ in Crore)

Particulars	For the year ended March 31, 2023		For the year ended March 31, 2022	
	Gratuity	Leave Encashment	Gratuity	Leave Encashment*
Present value of obligation as at the end of the year	22.68	1.19	19.91	-
Fair value of plan assets as at the end of the year	-	-	-	-
Net liability/(assets) recognized in the consolidated balance sheet	22.68	1.19	19.91	-
Net actuarial gain/(loss) recognized	(2.44)	-	0.12	-

\* Actuarial valuation was not applicable in previous year for leave encashment due to non-carrying forward of accumulated leave beyond the period of twelve months from reporting date as per the prevailing policy.

# Notes to the Consolidated Financial Statements

## NOTE 49: BORROWINGS- NATURE OF SECURITY AND TERMS OF REPAYMENT

### a) Nature of Security in respect of Long Term Borrowings:

- (i) Rupee term loan from PNB (funded by State Government U.P) is secured by first parri passu charge on block of fixed assets and current Assets of the Holding Company and further secured by personal guarantee of Managing Director of the Holding Company .
- (ii) Rupee term loan from PNB is secured by first pari passu charge on block of fixed assets of the Holding Company and further secured by personal guarantee of Managing Director of the Holding Company.
- (iii) Rupee Term loan from PNB are secured by first pari passu charge on entire block of assets of Asmoli Unit of the Holding Company and further secured by personal guarantee of Managing Director of the Holding Company
- (iv) Rupee term loan from HDFC Bank are secured by first parri passu charge on all the movable fixed assets of the Holding Company, both present and future and further secured by personal guarantee of the Managing Director of the Holding Company.
- (v) Rupee term loan from ICICI Bank are secured by first parri passu charge on all the movable fixed assets of the Holding Company, both present and future.
- (vi) Rupee term loan from Sugar Development Fund (SDF) are secured by first parri passu charge over the movable and immovable properties of Division - Sugar, situated at unit Asmoli of the Holding Company. The term loan was sanctioned in the name of Dhampur Sugar Mills Limited, the Demerged Company and pending documentation for transfer it in name of the Holding Company. The same is continuing in the name of Demerged Company.

### b) Terms of repayment :

(₹ in Crore)

Name of banks / entities	Rate of Interest (ROI) % p.a.	Amount outstanding as at March 31, 2023	Repayment of Term Loans						
			2023-24	2024-25	2025-26	2026-27	2027-28	2028-29	
<b>1) Punjab National Bank</b>									
Term loan from bank (Soft Loan)	5.00%	41.05	34.57	6.49	-	-	-	-	-
Term loan from bank (Expansion for Distillery Capacity - Asmoli)	7.65%	58.97	16.85	16.85	16.85	8.43	-	-	-
Term loan from bank (Expansion for Distillery Capacity - Asmoli)	7.90%	4.50	3.00	1.50	-	-	-	-	-
<b>2) Term loan from HDFC bank</b>	8.40%	70.00	7.00	14.00	14.00	14.00	14.00	14.00	7.00
<b>3) Term loan from ICICI bank</b>	8.40%	70.00	14.00	14.00	14.00	14.00	14.00	14.00	-
	<b>Sub-Total</b>	<b>244.52</b>	<b>75.42</b>	<b>52.84</b>	<b>44.85</b>	<b>36.43</b>	<b>28.00</b>	<b>7.00</b>	
<b>4) Government of India, Sugar Development Fund</b>	4.50%	1.79	1.79	-	-	-	-	-	-
	<b>Grand-Total</b>	<b>246.31</b>	<b>77.20</b>	<b>52.84</b>	<b>44.85</b>	<b>36.43</b>	<b>28.00</b>	<b>7.00</b>	



# Notes to the Consolidated Financial Statements

## c) Nature of Security in respect of Short Term Borrowings:

### Working Capital loans from Punjab National Bank are secured :

- by way of first parri passu charge and pledge of stocks of sugar and sugar-in-process both present and future.
- by way of first parri passu charge and hypothecation of molasses, bagasse, general stores, chemicals unit finished goods/ raw material, co-generation unit raw material, book debts etc. both present and future of the Holding Company.
- by way of third parri passu charge on the block of fixed assets/immovable properties of the Holding Company.
- by personal guarantee of the Managing Director of the Holding Company.

### Working Capital loans from ICICI Bank are secured :

- by way of first pari passu charge on current assets of the holding company.
- by way of third parri passu charge on the block of fixed assets/immovable properties of the Holding Company.

### Working Capital loans from all District Co-operative Banks are secured:

- by way of pledge of stocks of sugar
- by personal guarantee of Managing Director of the Holding Company

### Working Capital loans from Prathma U P Gramin Bank are secured:

- by way of first pari passu charge on sugar stock of white crystal/raw sugar/ BISS & other processed sugar in bags and sugar in process.
- by way of third parri passu charge on the block of fixed assets/immovable properties of the Holding Company.
- by personal guarantee of Managing Director of the Holding Company

### Working Capital Demand loans from State Bank of India against Warehouse receipts of NBHC/Star Agri are secured :

- by way of first and exclusive charge on the stocks of sugar stored in warehouse.

### Working Capital Demand loan from HDFC Bank are backed by:

- way of personal guarantee of Managing Director

## NOTE 50: FINANCIAL INSTRUMENTS - ACCOUNTING, CLASSIFICATION AND FAIR VALUE MEASUREMENT

### I. Financial instruments by category

The criteria for recognition of financial instruments is explained in accounting policies for Group.

### II. Method and assumptions used to estimate fair values:

1. Fair value of cash and cash equivalents, bank balances other than cash and cash equivalents, trade and other receivables, other current financial assets, short term borrowings from banks and financial institutions, trade and other payables and other current financial liabilities approximate their carrying amounts due to the short-term nature of these instruments.
2. The fair values of borrowings (non-current) consisting of loans from banks and government authorities are determined by using discounted cash flow method that reflects the Group's borrowing rate at the end of the reporting period. The own non-performance risks as at year end was assessed to be insignificant.

# Notes to the Consolidated Financial Statements

(₹ in Crore)

Particulars	Level	Carrying Value as of		Fair Value as of	
		As at	As at	As at	As at
		March 31, 2023	March 31, 2022	March 31, 2023	March 31, 2022
<b>Financial Assets</b>					
<b>At Amortized cost</b>					
Investments	Level 3	-	-	-	-
Others Financial Assets	Level 3	2.69	1.80	2.69	1.80
Trade receivables	Level 3	153.67	107.51	153.67	107.51
Cash and Bank Balances	Level 3	104.05	22.98	104.05	22.98
Other Bank Balances	Level 3	3.41	2.03	3.41	2.03
<b>Total</b>		<b>263.82</b>	<b>134.32</b>	<b>263.82</b>	<b>134.32</b>
<b>Financial Liabilities</b>					
<b>At Amortized cost</b>					
<b>Non Current</b>					
Borrowings	Level 3	803.31	828.78	803.31	828.78
Lease Liabilities	Level 3	7.02	5.86	7.02	5.86
Trade payables	Level 3	163.89	168.67	163.89	168.67
Other Financial Liabilities	Level 3	34.73	36.73	34.73	36.73
<b>Total</b>		<b>1,008.95</b>	<b>1,040.04</b>	<b>1,008.95</b>	<b>1,040.04</b>

### III. Fair Value Hierarchy

The fair value of the financial assets and financial liabilities are included at the amount at which the instrument could be exchanged in a current transaction between willing parties, other than in a forced or liquidation sale.

The following table provides the fair value measurement hierarchy of Group's asset and liabilities, grouped into Level 1 to Level 3 as described below :-

Level 1: Quoted prices (unadjusted) in active markets for identical assets or liabilities.

Level 2: Inputs other than quoted prices included within Level 1 that are observable for the asset or liability, either directly or indirectly.

Level 3: Inputs for the assets or liabilities that are not based on observable market data (unobservable inputs).

Management uses its best judgement in estimating the fair value of its financial instruments. However, there are inherent limitations in any estimation technique. Therefore, for substantially all financial instruments, the fair value estimates presented above are not necessarily indicative of the amounts that the Group could have realized or paid in sale transactions as of respective dates. As such, the fair value of financial instruments subsequent to the reporting dates may be different from the amounts reported at each reporting date.

### NOTE 51: FINANCIAL RISK MANAGEMENT

The group has in place comprehensive risk management policy in order to identify measure, monitor and mitigate various risks pertaining to its business. Along with the risk management policy, an adequate internal control system, commensurate to the size and complexity of its business, is maintained to align with the philosophy of the group. Together they help in achieving the business goals and objectives consistent with the Group's strategies to prevent inconsistencies and gaps between its policies and practices. The Board of Directors/committees reviews the adequacy and effectiveness of the risk management policy and internal control system. The Group's financial risk management is an integral part of how to plan and execute its business strategies. The Group has exposure to the following risks arising from financial instruments:



# Notes to the Consolidated Financial Statements

- Credit risk
- Liquidity risk and
- Market risk

## I. Credit risk

Credit risk is the risk that counterparty will not meet its obligations under a financial instrument or customer contract, leading to a financial loss. The Group's sugar sales are mostly on cash. Power and ethanol are sold to state government entities, thereby the credit default risk is significantly mitigated.

The impairment for trade receivables are based on assumptions about risk of default and expected loss rates. The Group uses judgement in making these assumptions and selecting the inputs to the impairment calculation, based on the Group's past history, existing market conditions as well as forward looking estimates at the end of each balance sheet date.

Financial assets are written off when there is no reasonable expectation of recovery, however the Group continues to attempt to recover the receivables. Where recoveries are made, subsequently these are recognized in the statement of profit and loss.

The Group major exposure of credit risk is from trade receivables, which are unsecured and derived from external customers.

### Expected credit loss for trade receivable on simplified approach :

The ageing analysis of the trade receivables (gross of provision) has been considered from the date the invoice falls due:

(₹ in Crore)

Particulars	Carrying Value	Less than 6 months	More than 6 months	Total
<b>As at March 31, 2022</b>				
Gross Carrying Amount	107.57	106.38	1.19	107.57
Less: Allowance for expected credit losses	0.06	-	-	0.06
<b>Carrying Amount (net of impairment)</b>	<b>107.51</b>	<b>106.38</b>	<b>1.19</b>	<b>107.51</b>
<b>As at March 31, 2023</b>				
Gross Carrying Amount	154.53	152.65	1.88	154.53
Less: Allowance for expected credit losses	0.86	-	-	0.86
<b>Carrying Amount (net of impairment)</b>	<b>153.67</b>	<b>152.65</b>	<b>1.88</b>	<b>153.67</b>

The Group uses a provision matrix to determine impairment loss on portfolio of its trade receivable. The provision matrix is based on its historically observed default data over the expected life of the trade receivable and is adjusted for forward-looking estimates. At every reporting date, the historical observed default rates are updated and changes in forward-looking estimates are analysed. In case of probability of non collection, default rate is 100%. However, there is no material expected credit loss based on the past experience.



# Notes to the Consolidated Financial Statements

The changes in loss allowance for trade receivables is as under :

(₹ in Crore)

Particulars	As at	As at
	March 31, 2023	March 31, 2022
<b>Opening Balance</b>	0.06	-
Provided during the year	0.80	0.06
Reversed during the year	-	-
<b>Closing Balance</b>	<b>0.86</b>	<b>0.06</b>

The Group maintains exposure to cash and cash equivalents. The credit risk on cash and bank balances is limited because the counterparties are banks with credit ratings assigned by international credit rating agencies.

## II. Liquidity Risk

Liquidity risk is defined as the risk that group will not be able to settle or meet its obligation on time or at a reasonable price. The group's objective is to at all times maintain optimum levels of liquidity to meet its cash and collateral requirements. The Group's management is responsible for liquidity, funding as well as settlement management. In addition, processes and policies related to such risk are overseen by senior management. Management monitors the group's net liquidity position through rolling, forecast on the basis of expected cash flows.

### (i) Maturities of financial liabilities

The following are the remaining contractual maturities of financial liabilities at the reporting date. The amounts are gross and undiscounted, and excluding contractual interest payments and exclude the impact of netting agreements.

(₹ in Crore)

As at March 31, 2023	Less than One Year	More than one year and less than five year	More than 5 Years	Total
Borrowings	634.59	168.72	-	803.31
Lease Liabilities	2.26	4.76	-	7.02
Trade payables	163.89	-	-	163.89
Other financial liabilities	34.73	-	-	34.73
<b>Total</b>	<b>835.47</b>	<b>173.48</b>	<b>-</b>	<b>1,008.95</b>

(₹ in Crore)

As at March 31, 2022	Less than One Year	More than one year and less than five year	More than 5 Years	Total
Borrowings	720.29	108.49	-	828.78
Lease Liabilities	1.90	3.96	-	5.86
Trade payables	167.83	0.84	-	168.67
Other financial liabilities	36.73	-	-	36.73
<b>Total</b>	<b>926.75</b>	<b>113.29</b>	<b>-</b>	<b>1,040.04</b>

## III. Market Risk

Market risk is the risk that the fair value of future cash flows of a financial instrument will fluctuate because of changes in market prices. Market risk comprises three types of risk: interest rate risk, currency risk and other risks, such as regulatory risk and commodity price risk. Financial instruments affected by market risk include loans and borrowings, trade receivables and trade payables involving foreign currency exposure, and inventories.



# Notes to the Consolidated Financial Statements

The sensitivity analysis in the following sections relate to the position as at March 31, 2023 and March 31, 2022. The sensitivity of the relevant profit or loss item is the effect of the assumed changes in respective market risks. This is based on the financial assets and financial liabilities held at March 31, 2023 and March 31, 2022.

## (a) Foreign currency risk

Foreign currency risk is the risk that the fair value or future cash flows of an exposure will fluctuate because of changes in foreign exchange rates. The Group used foreign currency forward contracts to hedge its risks associated with foreign currency fluctuations relating to certain firm commitments. The use of foreign currency forward contracts is governed by the Group's strategy approved by the Board of Directors of the Holding Company, which provide principles on the use of such forward contracts consistent with the Group's Risk Management. The outstanding forward exchange contracts entered into by the group at the year end are as under:

(USD/₹ in Crore)

Particulars	As at		As at	
	March 31, 2023		March 31, 2022	
	USD	INR	USD	INR
Forward Contracts	0.77	63.52	-	-
<b>Total</b>	<b>0.77</b>	<b>63.52</b>	<b>-</b>	<b>-</b>

All the foreign exchange forward contracts mature within three months from the year end.

The following tables analyses the foreign currency risk from monetary assets and liabilities as at:

(USD/₹ in Crore)

Particulars	USD	
	As at	As at
	March 31, 2023	March 31, 2022
<b>Financial Assets</b>		
Trade Receivables	-	-
Bank Balances	-	-
Other Current Financial Assets	-	-
<b>Net exposure to foreign currency risk (Assets)</b>	<b>-</b>	<b>-</b>

(USD/₹ in Crore)

Particulars	USD	
	As at	As at
	March 31, 2023	March 31, 2022
Other Current Liabilities	-	-
Trade payables	-	-
Letter of Credit	-	-
<b>Net exposure to foreign currency risk (Liabilities)</b>	<b>-</b>	<b>-</b>
<b>Net exposure</b>	<b>-</b>	<b>-</b>

## Sensitivity analysis

A reasonably possible strengthening (weakening) of the Indian Rupee, by 2%, against all other currencies would have affected the measurement of financial instruments denominated in a foreign currency profit or loss by the amounts shown below. This analysis assumes that all other variables, in particular interest rates, remain constant and ignores any impact of forecast sales and purchases.

# Notes to the Consolidated Financial Statements

Particulars	As at	As at
	March 31, 2023	March 31, 2022
Increase by 200 basis points *	1.27	-
Decrease by 200 basis points *	(1.27)	-

## Derivative financial instruments

The Group holds derivative financial instruments such as foreign currency forward contracts to mitigate the risk of changes in exchange rates on foreign currency exposures. The counterparty is generally a bank. These derivative financial instruments are valued based on quoted prices for similar assets and liabilities in active markets or inputs that are directly or indirectly observable in the marketplace.

## Impact of Hedging Activities

### Disclosure of effects of Hedge Accounting on Financial Position

Type of Hedge Risks	Nominal Value of Hedged Instruments*		Carrying Amount of Hedging Instrument #		Hedge Maturity	Hedge Ratio	Changes in Fair Value of Hedging Instrument	Changes in Value of Hedged Item used as the basis for recognizing hedge effectiveness
	Asset	Liabilities	Asset	Liabilities				
<b>Cash Flow Hedge</b>								
Foreign exchange risk								
Foreign Exchange Forward Contracts								
					Nil			

\*Nominal value is the ₹ value of the instrument based on spot rate of the first hedge

#Carrying value is the ₹ value of the instrument based on the spot rate of the reporting date

### (b) Regulatory risk

Sugar industry is regulated both by Central Government as well as State Government. Central and State Governments policies and regulations affects the Sugar industry and the Group's operations and profitability. Distillery business is also dependent on the Government policy.

### (c) Commodity price risk

Sugar industry being cyclical in nature, realizations get adversely affected during downturn. Higher cane price or higher production than the demand ultimately affect profitability. The Group has mitigated this risk by well integrated business model by diversifying into co-generation and distillation, thereby utilizing the by-products.

### (d) Interest rate risk

Interest rate risk is the risk that the fair value or future cash flows of a financial instrument will fluctuate because of changes in market interest rates.

As the Group does not have exposure to any floating-interest bearing assets, or any significant long-term fixed interest bearing assets, its interest income and related cash inflows are not affected by changes in market interest rates. Consequently, the Group's interest rate risk arises mainly from borrowings obligations with floating interest rates.

(₹ in Crore)

Particulars	As at	As at
	March 31, 2023	March 31, 2022
Variable rate borrowings	796.82	737.58
Fixed rate borrowings	6.49	91.20
<b>Total</b>	<b>803.31</b>	<b>828.78</b>



# Notes to the Consolidated Financial Statements

## Sensitivity:

A change of 50 basis points in interest rates would have following impact on profit after tax

(₹ in Crore)

Particulars	As at	As at
	March 31, 2023	March 31, 2022
Interest rates – increase by 50 basis points *	3.98	3.69
Interest rates – decrease by 50 basis points *	(3.98)	(3.69)

\* Holding all other variables constant

## (e) Price Risk

The Group's exposure to equity securities price risk arises from investments held by the group and classified in the consolidated balance sheet at fair value through Statement of Profit and Loss. Since the group does not have material equity investments measured at fair value through Statement of Profit and Loss, there is no material price risk exposure at the end of the financial year.

## NOTE 52: CAPITAL MANAGEMENT

For the purpose of the Group's capital management, capital includes issued equity capital, securities premium and all other equity reserves attributable to the equity shareholders of the Group. The Group's capital management is intended to maximize the return to shareholders for meeting the long-term and short-term goals of the Group through the optimization of the debt and equity balance.

The Group manages its capital structure and makes adjustments in light of changes in the financial condition and the requirements of the financial covenants. To maintain or adjust the capital structure, the Group may adjust the dividend payment to shareholders, return capital to shareholders (buy back its shares) or issue new shares. The Capital structure of the group consists of net debt (borrowings offset by cash and bank balances) and equity of the Company (Comprising issued capital, reserves and retained earnings).

In order to achieve this overall objective, the Group's capital management, amongst other things, aims to ensure that it meets financial covenants attached to the interest-bearing loans and borrowings that define capital structure requirements. The Group has complied with these covenants and there have been no breaches in the financial covenants of any interest-bearing loans and borrowings. The Group's policy is to maintain a strong capital base so as to maintain investor, creditor and market confidence and to sustain future development of the business. The primary objective of the Group's Capital Management is to maximize the shareholder's value. Management also monitors the return on capital. The Board of Directors seek to maintain a balance between the higher returns that might be possible with higher levels of borrowing and the advantages and security afforded by a sound capital position.

## The Company monitors capital using a gearing ratio calculated as below:

(₹ in Crore)

Particulars	As at	As at
	March 31, 2023	March 31, 2022
Debt <sup>#</sup>	803.31	828.78
Less: cash and cash equivalents & bank balances	104.05	22.98
<b>Net debt</b>	<b>699.26</b>	<b>805.80</b>
Equity	988.73	878.50
<b>Gearing Ratio { net debt / (equity + net debt)}</b>	<b>41.43%</b>	<b>47.84%</b>

<sup>#</sup>Debt is defined as non-current and current borrowings including current maturities of non-current borrowings, as given in notes.

# Notes to the Consolidated Financial Statements

## NOTE NO. 53 ADDITIONAL INFORMATION AS REQUIRED UNDER SCHEDULE III TO THE COMPANIES ACT, 2013:

Name of the entity	Net Assets i.e. total assets minus total liabilities		Share in profit or loss		Share in other comprehensive income		Share in total comprehensive income	
	As % of consolidated net assets	Amount (₹ in Crore)	As % of consolidated profit or loss	Amount (₹ in Crore)	As % of consolidated other comprehensive income	Amount (₹ in Crore)	As % of consolidated total comprehensive income	Amount (₹ in Crore)
<b>As at March 31, 2023</b>								
<b>Parent</b>								
Dhampur Bio Organics Limited	97.99%	968.84	97.35%	108.15	162.56%	(1.83)	96.43%	106.04
<b>Subsidiaries- Foreign</b>								
Dhampur International Pte. Ltd.	2.01%	19.89	2.65%	2.95	-62.56%	0.70	3.57%	3.93
<b>Total</b>	<b>100.00%</b>	<b>988.73</b>	<b>100.00%</b>	<b>111.10</b>	<b>100.00%</b>	<b>(1.13)</b>	<b>100.00%</b>	<b>109.97</b>
<b>As at March 31, 2022</b>								
<b>Parent</b>								
Dhampur Bio Organics Limited	99.18%	870.71	104.26%	106.69	20.93%	0.09	103.91%	106.78
<b>Subsidiaries- Foreign</b>								
Dhampur International Pte. Ltd.	0.82%	7.18	-4.26%	(4.36)	79.07%	0.34	-3.91%	(4.02)
<b>Total</b>	<b>100.00%</b>	<b>877.89</b>	<b>100.00%</b>	<b>102.33</b>	<b>100.00%</b>	<b>0.43</b>	<b>100.00%</b>	<b>102.76</b>

## NOTE 54: EVENTS OCCURRING AFTER THE BALANCE SHEET DATE

The Group evaluates events and transactions that occur subsequent to the balance sheet date but prior to approval of consolidated financial statement to determine the necessity for recognition and/or reporting of any of these events and transactions in the financial statements. As of April 25, 2023 there were no material subsequent events to be recognized or reported that are not already disclosed.

## NOTE 55: OFFSETTING FINANCIAL INSTRUMENTS

There are no financial instruments which are offset, or subject to enforceable master netting arrangements and other similar agreements but not offset, as at each reporting date.

## NOTE 56: ACCIDENTAL LOSS

On March 20, 2023, due to an accident, certain quantity of 'B' Heavy molasses stored in storage tank was drained out and spread over the factory premises. Pending finalisation of survey report on the loss incurred, the Group recognises insurance claim recoverable from insurance company equivalent to the amount of estimated loss of ₹ 8.95 Crore, recognised in the consolidated financial statements.

## NOTE 57: CODE ON SOCIAL SECURITY, 2020

The Code on Social Security, 2020 ('Code') relating to employee benefits during employment and post employment received Indian Parliament approval and Presidential assent in September 2020. The Code has been published in the Gazette of India and subsequently on 13 November 2020 draft rules were published and invited for stakeholders' suggestions. However, the date on which the Code will come into effect has not been notified. The Group will assess the impact of the Code when it comes into effect and will record any related impact in the period the Code becomes effective.



# Notes to the Consolidated Financial Statements

## NOTE 58: RECONCILIATION OF QUARTERLY BANK RETURNS

### Note for discrepancies :

The Bank returns were prepared and filed before the completion of all financial statement closure activities including Ind AS related adjustments/ reclassifications, as applicable, which led to these differences between the final books of accounts and the bank return which were based on provisional books of accounts. Further difference also arises on account of different valuation methodology adopted for valuing the finished goods stock in the books and for the purpose of reporting in the bank return. In the books, stock of finished goods is recorded at lower of cost or net realisable value but for bank purposes it is taken at net realisable value which is determined as per bank norms.

However there is no material difference in reporting the quantity of stock in the bank returns as compared to books of accounts.

(₹ in Crore)

Name of the bank	Quarter	Amount as per books of account	Amount as reported in the quarterly returns/ statements	Amount of difference
Working Capital Lenders	31-Mar-23	829.66	772.46	57.20
Working Capital Lenders	31-Dec-22	530.65	466.76	63.89
Working Capital Lenders	30-Sep-22	455.37	405.36	50.01
Working Capital Lenders	30-Jun-22	885.00	821.28	63.72

## NOTE 59: OTHER STATUTORY INFORMATION

- (i) The Group does not have any transactions with struck off companies.
- (ii) The Group has not traded or invested in Crypto currency or Virtual Currency during the period/year.
- (iii) The Group has not advanced or loaned or invested funds to any other person(s) or entity(ies), including foreign entities (Intermediaries) with the understanding that the Intermediary shall:
  - (a) directly or indirectly lend or invest in other persons or entities identified in any manner whatsoever by or on behalf of the group (Ultimate Beneficiaries) or
  - (b) provide any guarantee, security or the like to or on behalf of the Ultimate Beneficiaries.
- (iv) The Group has not received any fund from any person(s) or entity(ies), including foreign entities (Funding Party) with the understanding (whether recorded in writing or otherwise) that the Group shall:
  - (a) directly or indirectly lend or invest in other persons or entities identified in any manner whatsoever by or on behalf of the Funding Party (Ultimate Beneficiaries) or
  - (b) provide any guarantee, security or the like on behalf of the Ultimate Beneficiaries.
- (v) The Group does not have any transaction which is not recorded in the books of accounts that has been surrendered or disclosed as income during the year in the tax assessments under the Income Tax Act, 1961 (such as, search or survey or any other relevant provisions of the Income Tax Act, 1961).



## Notes to the Consolidated Financial Statements

- (vi) The Group has not granted any loans or advances in the nature of loans to promoters, directors, KMPs, and the related parties (as defined under Companies Act, 2013), either severally or jointly with any other person, that are:
- repayable on demand; or
  - granted without specifying any terms or period of repayment)
- (vii) The Group has not declared a wilful defaulter by any banks or any other financial institution at any time during the financial year.

### NOTE 60: OTHER NOTES

- In the opinion of the Board of Directors, Trade Receivables, other current financial assets, and other current assets have a value on realization in the ordinary course of the group's business, which is at least equal to the amount at which they are stated in the balance sheet.
- The Board of Directors of the Holding Company at its meeting held on April 25, 2023 has approved the Consolidated Financial Statement for the year ended March 31, 2023.

For **Mittal Gupta & Co.**  
Chartered Accountants  
Firm Registration No.: 001874C

For and on behalf of Board of Directors  
**Dhampur Bio Organics Limited**

**Bihari Lal Gupta**  
Partner  
M. No.: 073794

**V. K. Goel**  
Chairman  
(DIN - 00075317)

**Gautam Goel**  
Managing Director  
(DIN - 00076326)

**Sandeep Kumar Sharma**  
Whole Time Director  
(DIN - 06906510)

**Nalin Kumar Gupta**  
Chief Financial Officer

**Ashu Rawat**  
Company Secretary

Place: New Delhi  
Date: April 25, 2023

Place: New Delhi  
Date: April 25, 2023

# Corporate Information

## Board of Directors

**Mr. Vijay Kumar Goel**  
*Chairman*

**Mr. Ashwani Kumar Gupta**  
*Vice Chairman*

**Mr. Gautam Goel**  
*Managing Director*

**Mr. Sandeep Kumar Sharma**  
*Whole-time Director*

**Mrs. Bindu Vashist Goel**  
*Non-Executive Director*

**Mrs. Ruchika Amrish Mehra Kothari**  
*Independent Director*

**Mr. Vishal Saluja**  
*Independent Director*

**Mr. Samir Thukral**  
*Independent Director*

**Mr. Kishor Shah**  
*Independent Director*

## Chief Financial Officer

**Mr. Nalin Kumar Gupta**

## Company Secretary

**Mrs. Ashu Rawat**

## Corporate Identification Number (CIN)

L15100UP2020PLC136939

## Registered Office

Sugar Mill Compound,  
Village & Post - Asmoli  
District - Sambhal  
Uttar Pradesh - 244304

## Corporate Office

Second Floor, Plot No. 201,  
Okhla Industrial Estate, Phase-III,  
New Delhi - 110020

## Website

[www.dhampur.com](http://www.dhampur.com)

## Work / Manufacturing Locations

Asmoli, District Sambhal, UP  
Mansurpur, District Muzaffarnagar, UP  
Meerganj, District Bareilly, UP

## Statutory Auditors

Mittal Gupta & Co., Chartered  
Accountants, Kanpur

## Secretarial Auditors

GSK & Associates, Company  
Secretaries, Kanpur

## Cost Auditors

Mr. S.R Kapur,  
Cost Accountant,  
Meerut

## Bankers

Punjab National Bank  
ICICI Bank  
HDFC Bank  
Prathama U.P. Gramin Bank  
State Bank of India  
District Co-operative Banks

## Registrar and Share Transfer Agents

Alankit Assignments Limited  
'Alankit House'  
4E/2 Jhandewalan Extension  
New Delhi - 110055

