

**KALPA-TARU®****KALPATARU POWER TRANSMISSION LIMITED**

Factory & Registered Office :  
Plot No. 101, Part-III, G.I.D.C. Estate, Sector-28,  
Gandhinagar-382 028, Gujarat. India.  
Tel. : +91 79 232 14000  
Fax : +91 79 232 11951/52/66/71  
E-mail : mktg@kalpatarupower.com  
CIN : L40100GJ1981PLC004281

**KPTL/19-20**  
**May 9, 2019**

<b>BSE Limited</b> Corporate Relationship Department Phiroze Jeejeebhoy Towers Dalal Street, Fort MUMBAI - 400 001.  <b>Script Code: 522287</b>  Listing: <a href="http://listing.bseindia.com">http://listing.bseindia.com</a>	<b>National Stock Exchange of India Ltd.</b> 'Exchange Plaza', C-1, Block 'G', Bandra-Kurla Complex Bandra (E) MUMBAI - 400 051.  <b>Script Code : KALPATPOWR</b>  Listing: <a href="https://www.connect2nse.com/LISTING/">https://www.connect2nse.com/LISTING/</a>
---	---

**Sub.: Investor's / Analyst Presentation**

Respected Sir/ Madam,

In terms of Regulation 30 of SEBI (Listing Obligations and Disclosure Requirements) Regulations, 2015, we are pleased to forward herewith a copy of Investor's / Analyst Presentation on financial results of the Company for the quarter and year ended 31<sup>st</sup> March, 2019.

Kindly take note of the same on your records and oblige.

Thanking you,

Yours faithfully,  
For Kalpataru Power Transmission Limited

**Basant Kumar Parasramka**  
**Dy. President (F&A) & Company Secretary**



Encl.: As above

**ISO 9001 CERTIFIED COMPANY**

Corporate Office : 81, Kalpataru Synergy, Opp. Grand Hyatt, Santacruz (E), Mumbai-400 055. India.  
Tel. : +91 22 3064 2100 ■ Fax : +91 22 3064 2500 ■ [www.kalpatarupower.com](http://www.kalpatarupower.com)



**Kalpataru Power Transmission Limited**

**Analyst Presentation – Q4 FY19 Results**



This presentation may include statements which may constitute forward-looking statements. All statements that address expectations or projections about the future, including, but not limited to, statements about the strategy for growth, business development, market position, expenditures and financial results are forward looking statements. Forward looking statements are based on certain assumptions and expectations of future events. The company cannot guarantee that these assumptions and expectations are accurate or will be realised. The actual results, performance or achievements, could thus differ materially from those projected in any such forward looking statements.

The information contained in these materials has not been independently verified. None of the companies, its Directors, Promoters or affiliates, nor any of its or their respective employees, advisors or representatives or any other person accepts any responsibility or liability whatsoever, whether arising in tort, contract or otherwise, for any errors, omissions or inaccuracies in such information or opinions or for any loss, cost or damage suffered or incurred howsoever arising, directly or indirectly, from any use of this document or its contents or otherwise in connection with this document and makes no representation or warranty, express or implied for the contents of this document including its accuracy, fairness, completeness or verification or for any other statement made or purported to be made by any of them or on behalf of them and nothing in this document or at this presentation shall be relied upon as a promise or representation in this respect, whether as to the past or the future. The information and opinions contained in this presentation are current and if not stated otherwise as of the date of this presentation. The company undertakes no obligation to update or revise any information or the opinions expressed in this presentation as a result of new information, future events or otherwise. Any opinions or information expressed in this presentation are subject to change without notice.

This presentation does not constitute or form part of any offer or invitation or inducement to sell or issue, or any solicitation of any offer to purchase or subscribe for, any securities of Kalpataru Power Transmission Ltd (the "Company"), nor shall it, or any part of it or the fact of its distribution form the basis of, or be relied on in connection with, any contract or commitment therefore. Any person/party intending to provide finance/invest in the shares/business of the company should do so after seeking their own professional advice and after carrying out their own due diligence procedure to ensure that they are making an informed decision. This presentation is strictly confidential and may not be copied or disseminated, in whole or in part, and in any manner or for any purpose. No person is authorized to give any information or to make any representation not contained in or inconsistent with this presentation and if given or made, such information or representation must not be relied upon as having been authorized by any person. Failure to comply with this restriction may constitute a violation of the applicable securities laws. The distribution of this document in certain jurisdictions may be restricted by law and persons into whose possession this presentation comes should inform themselves about and observe any such restrictions. By participating in this presentation or by accepting any copy of the slides presented, you agree to be bound by the foregoing limitations.

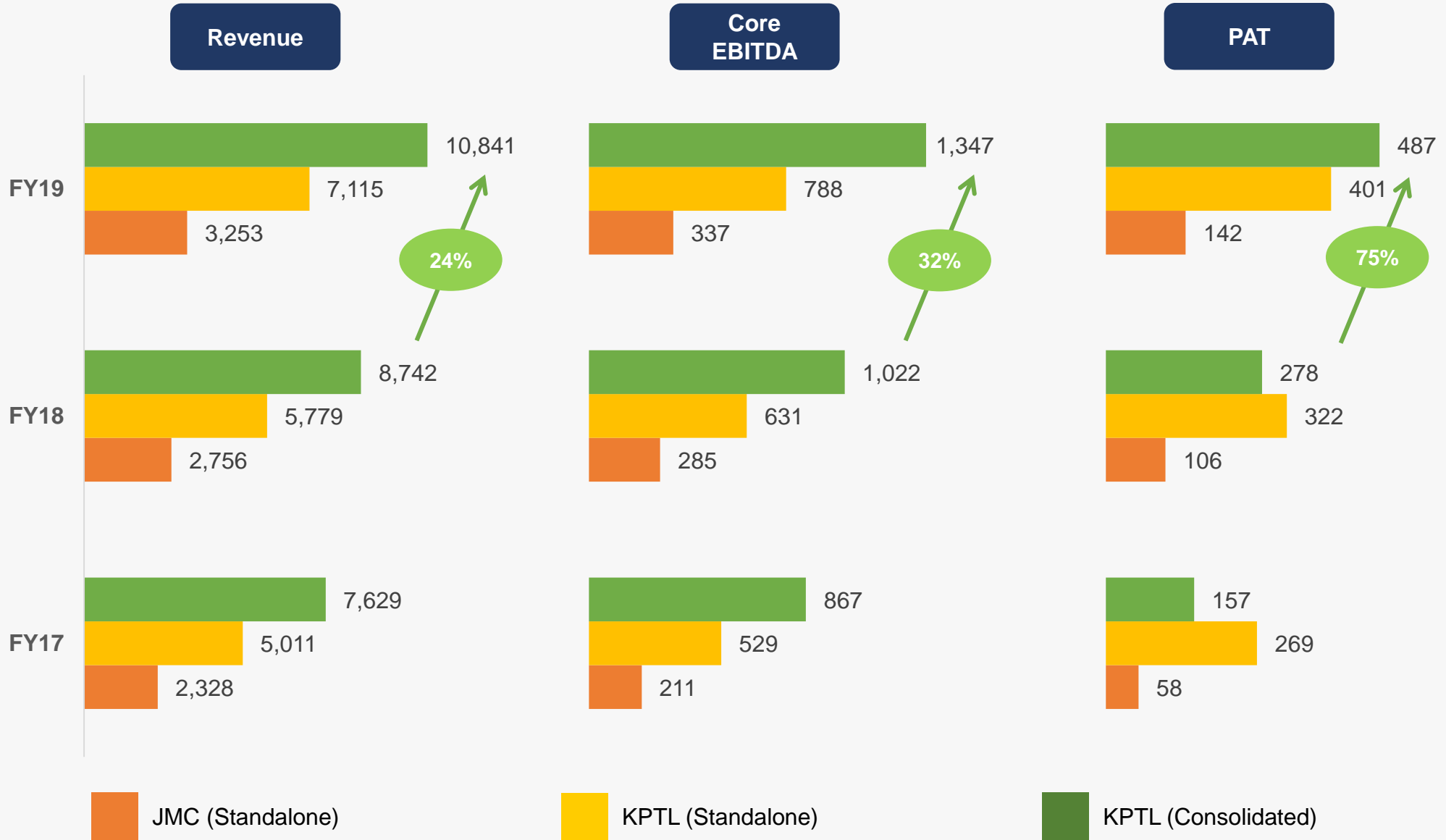


## Table of content

○ Performance of Last Three Years .....	04
○ KPTL - Key Financial Highlights .....	05
○ JMC – Key Financial Highlights .....	06
○ KPTL - Financial Highlights (Standalone) .....	07
○ KPTL Order Book Details .....	08
○ KPTL - Update on Transmission & Long Term Assets .....	09
○ JMC - Financial Highlights (Standalone) .....	10
○ JMC Order Book Details .....	11
○ JMC - Update on Road BOT Assets .....	12
○ KPTL - Financial Highlights (Consolidated) .....	13
○ JMC - Financial Highlights (Consolidated) .....	14
○ SSL - Financial Highlights (Standalone) .....	15

# Consistent Growth Backed by Diversification and Focus on Profitability

(Rs. Crores)



## Kalpataru Power Transmission Ltd. (KPTL)

Y-o-Y Change

Q4 FY19

Revenue	EBIDTA (Core)	PBT	PAT
↑ 29%	↑ 27%	↑ 29%	↑ 31%

(Rs Crores)

Q4FY19	2,491	266	219	137
Q4FY18	1,931	209	170	105

FY19

Revenue	EBIDTA (Core)	PBT	PAT
↑ 23%	↑ 23%	↑ 25%	↑ 25%

(Rs Crores)

FY19	7,115	778	624	401
FY18	5,779	631	499	322

- ❖ Revenue growth in Q4FY19 and FY19 due to better execution in T&D, Oil & Gas and Railways business
- ❖ Core EBITDA margin at 10.7% in Q4FY19 and 10.9% in FY19; Initiatives for cost optimisation and productivity enhancement continue to gain momentum
- ❖ PBT margin at 8.8% and PAT margin at 5.5% in Q4FY19; PBT margin at 8.8% and PAT margin at 5.6% in FY19
- ❖ Order inflows at Rs.8,340 Crores in FY19; Received new orders of Rs.840 Crores in FY20 till date
- ❖ Order Book Rs.14,068 Crores as on 31<sup>st</sup> March 2019; L1 in excess of Rs.1,500 Crores

## JMC Projects Ltd. (JMC)

Y-o-Y Change

**Q4 FY19**

Revenue	EBIDTA (Core)	PBT	PAT
↑ 30%	↑ 17%	↑ 43%	↑ 42%

(Rs Crores)

<b>Q4FY19</b>	<b>938</b>	<b>97</b>	<b>64</b>	<b>49</b>
Q4FY18	723	83	45	34

**FY19**

Revenue	EBIDTA (Core)	PBT	PAT
↑ 18%	↑ 18%	↑ 30%	↑ 34%

(Rs Crores)

<b>FY19</b>	<b>3,253</b>	<b>337</b>	<b>189</b>	<b>142</b>
FY18	2,756	285	145	106

- ❖ Revenue growth in Q4FY19 and FY19 driven by pick-up in execution in B&F and Infra business
- ❖ Core EBITDA margin at 10.4% in Q4FY19 and FY19 on account of operational excellence and cost reduction initiatives
- ❖ PBT margin at 6.8% and PAT margin at 5.2% in Q4FY19; PBT margin at 5.8% and PAT margin at 4.4% in FY19
- ❖ Order inflows of Rs.5,629 Crores in FY19
- ❖ Order Book of Rs. 9,962 Crores as on 31<sup>st</sup> March 2019; L1 in excess of Rs.700 Crores

# KPTL - Financial Highlights (Standalone) – Q4FY19 & FY19

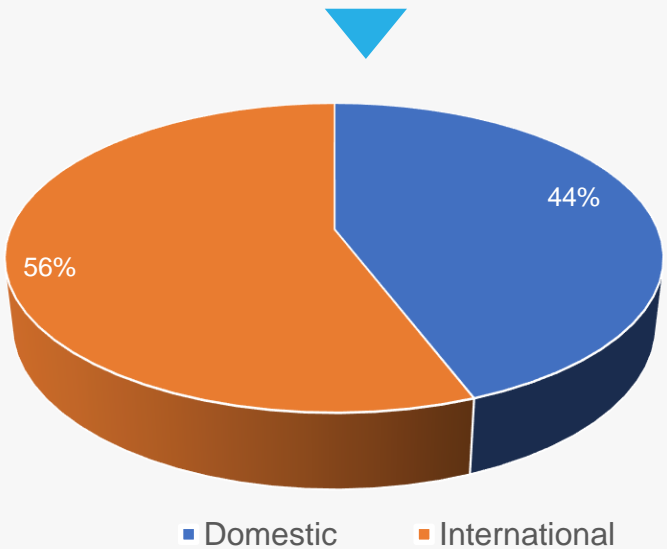
(Amount in Rs Crores)

Q4 FY18	Q4 FY19	Growth	Particulars	FY18	FY19	Growth
1,931.4	2,491.4	29.0%	Revenue	5,778.5	7,115.1	23.1%
209.2	266.4	27.4%	Core EBIDTA (excl. other income)	631.2	778.2	23.3%
31.0	31.8	2.4%	Finance Cost	103.3	119.0	15.2%
169.9	218.5	28.6%	PBT	499.3	624.4	25.0%
104.8	136.9	30.6%	PAT	322.0	401.3	24.6%
10.8%	10.7%	-10 bps	Core EBIDTA Margin	10.9%	10.9%	-
8.8%	8.8%	-	PBT Margin	8.6%	8.8%	+20 bps
5.4%	5.5%	+10 bps	PAT Margin	5.6%	5.6%	-

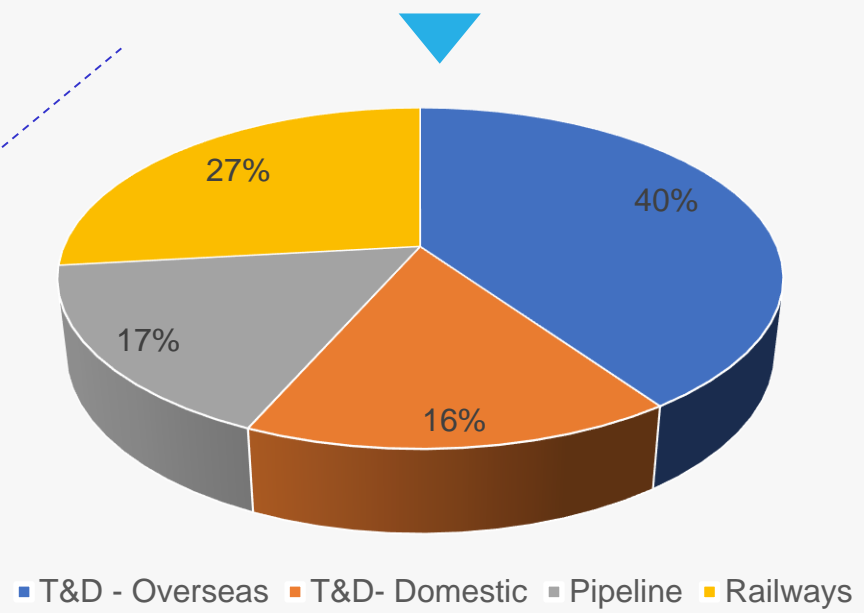
Particulars	FY18	FY19
Gross Debt (Rs. Crores)	773.2	646.6
Net Debt (Rs. Crores)	698.4	510.1
ROCE (%)	18.7%	20.9%
Net Debt / Equity	0.25x	0.16x
Net Debt / EBITDA	1.11x	0.66x
Net Working Capital (Days)	82	93



**FY19 Full Year Order Inflow : Rs 8,340 Crores**  
**(Q4FY19 Order Inflow : Rs 2,206 Crores)**



**Order Book**  
**31<sup>st</sup> March 19:**  
**Rs 14,068 Crores**



**New Order Inflow of Rs.840 Crores in FY20 till date**  
**L1 in excess of Rs 1,500 Crores**

## Transmission Assets

- ❖ Jhajjar Transmission line in Haryana
  - ❖ Fully operational; system availability 98.17% in FY19
- ❖ Satpura Transmission line in MP
  - ❖ Fully operational; system availability 99.99% in FY19
- ❖ Alipurduar Transmission Line in West Bengal and Bihar
  - ❖ Received COD for Element-2 (Kishanganj – Darbhanga)
  - ❖ Project execution is in full swing and likely to be completed in Q1FY20
- ❖ Kohima-Mariani Transmission Project
  - ❖ Construction works are in full swing
- ❖ Weighted Average Equity IRR- 16-18% (post tax)  
(All 4 Transmission Assets)
- ❖ Process to monetize transmission assets portfolio in final stages

**Total Project Cost (likely) ~Rs. 3,200 Crores**

**Balance Equity Commitment\* ~Rs. 119 Crores**

**Equity Invested\* ~Rs. 367 Crores**

### Indore Residential -'Kalpataru Grandeur'

- ❖ Execution in full swing; Good traction in sales enquiries
- ❖ Project completion by June-20

### Thane IT Park-'Kalpataru Prime'

- ❖ Project entirely sold and all proceeds received

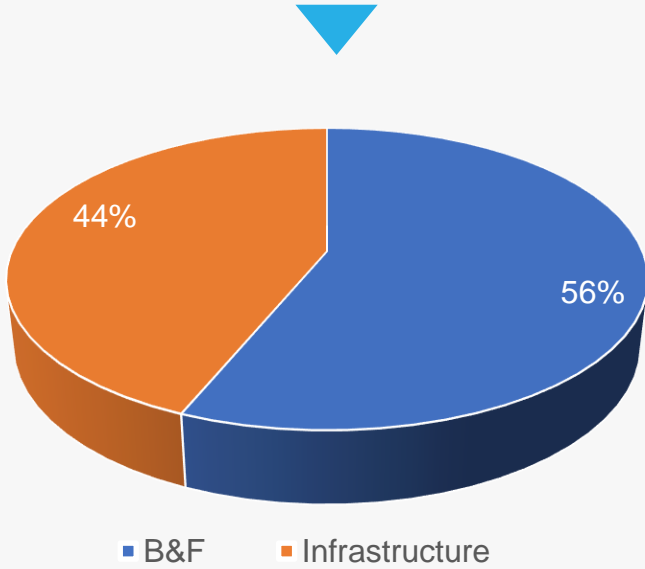
# JMC - Financial Highlights (Standalone) – Q4FY19 & FY19

(Amount in Rs Crores)

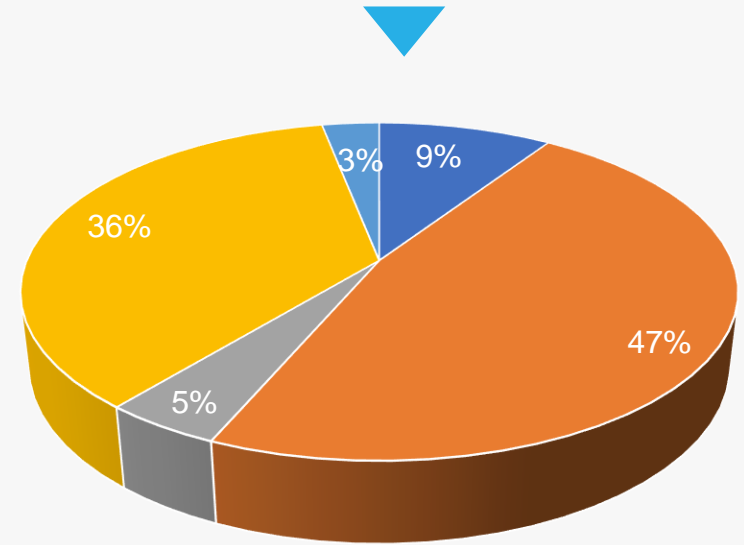
Q4 FY18	Q4 FY19	Growth	Particulars	FY18	FY19	Growth
723.0	937.5	29.7%	Revenue	2,755.6	3,252.9	18.0%
83.4	97.4	16.7%	Core EBIDTA (excl. other income)	284.8	336.9	18.3%
21.4	21.6	0.6%	Finance Cost	85.8	95.1	10.8%
44.5	63.8	43.3%	PBT	145.0	188.5	30.1%
34.3	48.7	42.1%	PAT	106.1	142.1	33.9%
11.5%	10.4%	-110 bps	Core EBIDTA Margin	10.3%	10.4%	+10 bps
6.2%	6.8%	+60 bps	PBT Margin	5.3%	5.8%	+50 bps
4.7%	5.2%	+50 bps	PAT Margin	3.9%	4.4%	+50 bps

Particulars	FY18	FY19
Gross Debt (Rs. Crores)	736.6	765.7
Net Debt (Rs. Crores)	590.7	688.7
ROCE (%)	17.2%	19.0%
Net Debt / Equity	0.7x	0.7x
Net Debt / EBITDA	2.1x	2.0x
Net Working Capital (Days)	100	99

FY19 Full Year Order Inflow: Rs 5,629 Crores  
 (Q4FY19 New Order Inflow: Rs 1,055 Crores)



Order Book  
 31<sup>st</sup> March 19:  
 Rs 9,962 Crores



■ B&F - Govt ■ B&F - Private ■ Industrial ■ Infrastructure ■ International

L1 in excess of Rs 700 Crores

## Average Per Day Collections (Rs Lakhs) – JMC Share

Period	Kurukshetra Expressway Pvt Ltd.*	Brij Bhoomi Expressway Pvt Ltd.	Wainganga Expressway Pvt Ltd.	Vindhyachal Expressway Pvt Ltd.	Total
Q1FY18	12.9	7.6	14.0	14.0	48.5
Q2FY18	11.9	7.0	12.5	12.7	44.1
Q3FY18	14.1	8.3	13.7	15.0	51.1
Q4FY18	13.9	8.2	14.5	16.7	53.3
Q1FY19	13.4	8.8	14.9	17.4	54.5
Q2FY19	12.6	8.2	13.5	15.2	49.5
Q3FY19	13.1	8.9	14.7	19.4	56.1
Q4FY19	11.6	8.5	16.8	20.9	57.9

- ❖ All Road BOT projects are operating on full length and full toll basis
- ❖ Q4FY19 performance improved on account of traffic growth; Traffic growth of 7.4% for FY19 as compared to FY18
- ❖ Revenue growth of 12.9% in FY19 compared to FY18 (Excluding overloading)
- ❖ Per Day Revenue improved from Rs. 53.3 lakhs in Q4FY18 to Rs. 57.9 lakhs in Q4 FY19
- ❖ Total JMC investment in Road BOT Assets at the end of March-19 is Rs 742 Crores (Invested Rs.41 Crores in FY19)

\* JMC Share in the JV

# KPTL - Financial Highlights (Consolidated) – Q4FY19 & FY19 *(Not Subject to Limited Review)*

(Amount in Rs Crores)

Q4 FY18	Q4 FY19	Growth	Particulars	FY18	FY19	Growth
2,710.4	3,524.1	30%	Revenue	8,741.7	10,840.5	24%
310.5	419.6	35%	Core EBIDTA (excl. other income)	1,021.7	1,347.2	32%
98.9	101.1	2%	Finance Cost	377.7	401.0	6%
169.7	275.6	62%	PBT*	477.8	779.4	63%
106.7	165.6	55%	PAT	278.3	487.1	75%
11.5%	11.9%	+40 bps	Core EBIDTA Margin	11.7%	12.4%	+70 bps
6.3%	7.8%	+150 bps	PBT Margin	5.5%	7.2%	+170 bps
3.9%	4.7%	+80 bps	PAT Margin	3.2%	4.5%	+130 bps

Particulars	FY18	FY19
Gross Debt (Rs. Crores)	3,317	3,559
Net Debt (Rs. Crores)	3,054	3,306
ROCE (%)	15.5%	18.9%
Net Debt / Equity	1.1x	1.0x
Net Debt / EBITDA	3.0x	2.5x

\* Before JV share



# JMC - Financial Highlights (Consolidated) – Q4FY19 & FY19 *(Not Subject to Limited Review)*

(Amount in Rs Crores)

Q4 FY18	Q4 FY19	Growth	Particulars	FY18	FY19	Growth
759.2	980.5	29%	Revenue	2,888.1	3,407.2	18%
112.0	122.5	9%	Core EBIDTA (excl. other income)	356.9	430.2	21%
53.7	54.3	1%	Finance Cost	224.1	230.8	3%
35.7	48.9	37%	PBT	50.5	115.4	128%
29.8	35.2	18%	PAT	26.9	76.6	185%
14.8%	12.5%	-230 bps	Core EBIDTA Margin	12.4%	12.6%	+20 bps
4.7%	5.0%	+30 bps	PBT Margin	1.7%	3.4%	+170 bps
3.9%	3.6%	-30 bps	PAT Margin	0.9%	2.2%	+130 bps

Particulars	FY18	FY19
Gross Debt (Rs. Crores)	1,689.0	1,677.0
Net Debt (Rs. Crores)	1,533.3	1,595.4
ROCE (%)	13.4%	16.5%
Net Debt / Equity	3.1x	2.8x
Net Debt / EBITDA	4.3x	3.7x

# SSL - Financial Highlights – Q4FY19 and FY19

(Amount in Rs Crores)

Q4 FY18	Q4 FY19	Growth	Particulars	FY18	FY19	Growth
18.8	25.9	38%	Revenue	68.6	123.5	80%
(6.0)	2.9	-	Core EBIDTA (excl. other income)	11.9	36.4	207%
9.9	10.3	5%	Finance Cost	40.0	41.3	3%
(17.3)	(8.4)	-	PBT	(39.4)	(10.7)	-
(19.4)	(12.7)	-	PAT	(41.5)	(15.4)	-
-32.2%	11.0%	-	Core EBIDTA Margin	17.3%	29.5%	-
-92.2%	-32.2%	-	PBT Margin	-57.4%	-8.6%	-
-103.5%	-49.1%	-	PAT Margin	-60.5%	-12.5%	-

Particulars	FY18	FY19	Q3FY19	y-o-y	q-o-q
Loan Funds	428.2	439.2	426.9	10.9	12.3
(+) Long Term borrowings	351.1	361.4	353.2	10.4	8.3
(+) Short Term borrowings	20.7	17.6	16.3	(3.1)	1.3
(+) Current maturities of long term debt	56.5	60.1	57.5	3.6	2.7
(-) Cash and Cash Equivalent	2.0	0.9	1.9	(1.1)	(0.9)
Net Debt	426.2	438.2	425.0	12.0	13.2

- ❖ Significant improvement in utilization levels – Average utilization over 86% for FY19
- ❖ Operating 236 warehouses across 9 States in India as on March-19



**KALPATARU**<sup>®</sup>

**POWER TRANSMISSION LIMITED**

**Thank You**

## Contact

**Registered:** Plot No. 101, Part-III, GIDC Estate,  
Sector -28, Gandhinagar-382028,  
Gujarat, India.

**Corporate Office:** 7<sup>th</sup> Floor, Kalpataru Synergy, Opp.  
Grand Hyatt, Vakola, Santacruz (E), Mumbai 400055.  
India

**Phone:** +91 22 3064 3000

**Email:** [investorrelations@kalpatarupower.com](mailto:investorrelations@kalpatarupower.com)