

FRANKLIN INDUSTRIES LIMITED

(Formerly Known as Murad Properties & Projects Ltd.)

(CIN: L45209GJ1983PLC092054)

Regd. off.: 708, Scarlet Business Hub, Opp. Ankur School, Near Mahalaxmi Panch Rasta,
Fatehnagar, Paldi, Ahmedabad-380007.

E-mail Id: muradprop1983@gmail.com, Phone No.: 079 - 27541156

Website: www.muradpropertiesltd.com

Date: 11.11.2020

To, BSE Limited P. J. Towers, Dalal Street, Mumbai-400001. Scrip Code: 540190	To, Calcutta Stock Exchange Limited 7, Lyons Range Kolkata-700001. Scrip Code: 23181
----------------------------------------------------------------------------------------------	--------------------------------------------------------------------------------------------------

Dear Sir/Madam,

Sub: Outcome of the Board Meeting held as on 11.11.2020

The Board of Directors of the Company at their meeting held today i.e. 11/11/2020 considered inter alia the following:

Approved the Standalone Unaudited Financial Results of the Company for the quarter ended as on September 30, 2020 along with the Limited Review Report.

The Meeting Started at 01:00 P.M. and Concluded at 01:30 P.M.

Kindly take the same on your records.

Thanking You,

Yours faithfully,

For, Franklin Industries Limited



Alpesh M. Gupta
Managing Director
(DIN: 02227485)

VISHVES A. SHAH & CO.

CHARTERED ACCOUNTANTS

316, Abhishek Plaza, B/h. Nav Gujarat College, Opp. Gujarat Vidhyapith,
Ashram Road, Income Tax, Ahmedabad - 380 014.
Ph.: (O) 27541783 (M) 98254 71182, 9377771182
E-mail : vishvesca@gmail.com, cavishves@gmail.com



Limited Review Report

Review Report to Franklin Industries Limited (CIN: L74110GJ1983PLC092054)

We have reviewed the accompanying statement of unaudited financial results of **Franklin Industries Limited** for the quarter ended 30th September, 2020 which are included in the accompanying "Statement of Unaudited Financial Result for Quarter ended September 30, 2020" together with relevant notes thereon. The statement has been prepared by company pursuant to regulation 33 of the Securities and Exchange Board of India (Listing Obligations and Disclosure Requirements) Regulations, 2015 read with SEBI circular dated July 5, 2016, which has been initialed by us for identification Purposes. The statement is the responsibility of the company's management and has been approved by the Board of Directors. Further, the Management is also responsible to ensure that the accounting policies used in preparation of this statement in accordance with the companies (Indian Accounting Standards) Rules, 2015 (Ind AS) prescribed under section 133 of the Companies Act, 2013 and other recognised accounting practices and policies. Our responsibility is to issue a report on the statement based on our review.

We conducted our review in accordance with the Standard on Review Engagement (SRE) 2400, Engagement to Review Financial Statements issued by the Institute of Chartered Accountants Of India. This Standard requires that we plan and perform the review to obtain moderate assurance as to whether the financial statements are free of material misstatement. A review is limited primarily to inquiries of company personnel and analytical procedures applied to financial data and thus provides less assurance than an audit. We have not performed an audit and accordingly, we do not express an audit opinion.

Based on our review conducted as above, nothing has come to our attention that causes us to believe that the accompanying statement of unaudited financial results prepared in accordance with applicable accounting standards and other recognised accounting practices and policies has not disclosed the information required to be disclosed in terms of Regulation 33 of the SEBI (Listing Obligations and Disclosure Requirements) Regulations, 2015 including the manner in which it is to be disclosed, or that it contains any material misstatement.

Date : 11th November, 2020
Place : Ahmedabad

For, Vishves A. Shah & Co.
Chartered Accountants
Firm No.121356w



(Vishves A. Shah)
Partner

M. No. 109944
UDIN: 20109944AAAAJA6501

FRANKLIN INDUSTRIES LIMITED

FORMERLY KNOWN AS MURAD PROPERTIES & PROJECTS LTD)


(CIN: L74110GJ1983PLC092054)

Reg. off.: 708, Scarlet Business Hub, Opp. Ankur School Near Mahalaxmi Panch Rasta, Fatehnagar, Paldi, Ahmedabad Ahmedabad GJ 380007 IN

Corp. Office : 203 Abhishek Complex, Near Navgujarat Colg., INCOME TAX, AHMEDABAD 380014 GJ

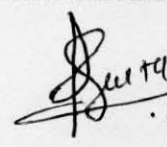

STATEMENT OF UN-AUDITED FINANCIAL RESULTS FOR THE QUARTER AND HALF YEAR ENDED ON SEPTEMBER 30, 2020

Sr No	Particulars	(Rs. in lacs except Per share data)					
		Quarter ended September 30, 2020	Quarter ended June 30, 2020	Quarter ended September 30, 2019	Half Year ended September 30, 2020 (Year to date for Current Period)	Half Year ended September 30, 2019 (Year to date for Current Period)	For the year ended on March 31, 2020
		Un-Audited	Un-Audited	Un-Audited	Un-Audited	Un-Audited	Audited
1	Revenue From Operations						
	(a) Revenue from Operations	812.28	20.88	460.48	833.16	705.35	1,313.63
	(b) Other Income	-	-	-	-	-	7.87
	Total Revenue (Net)	812.28	20.88	460.48	833.16	705.35	1,321.49
2	Expenses						
	a. Cost of Materials Consumed	-	-	-	-	-	-
	b. Purchases of Stock-in-trade	663.49	21.60	518.94	685.09	725.15	1,368.92
	c. Changes in inventories of Stock-in-Trade	144.26	4.02	(64.93)	148.28	(36.04)	(70.70)
	d. Employee benefits expenses	1.25	0.69	0.45	1.94	4.45	2.75
	e. Finance Cost	-	-	-	-	-	0.05
	f. Depreciation and Amortization Expenses	-	-	-	-	-	2.56
	g. Other Expenses	0.36	-	1.39	0.36	1.95	12.54
	Total Expenses	809.36	26.31	455.86	835.67	695.52	1,316.12
3	Profit/(Loss) before Exceptional and Extraordinary items and tax (1-2)	2.93	(5.43)	4.62	(2.50)	9.83	5.37
4	Exceptional Items	-	-	-	-	-	-
5	Profit/(Loss) before Extraordinary items and tax (3-4)	2.93	(5.43)	4.62	(2.50)	9.83	5.37
6	Extraordinary Items	-	-	-	-	-	-
7	Profit Before Tax (5-6)	2.93	(5.43)	4.62	(2.50)	9.83	5.37
8	Tax Expenses						
	(a) Current Tax	-	-	-	-	-	0.53
	(b) Deferred Tax	-	-	-	-	-	0.82
	Total Tax Expenses	-	-	-	-	-	1.36
9	Net Profit/(Loss) for the period from continuing Operations (7-8)	2.93	(5.43)	4.62	(2.50)	9.83	4.01
10	Profit (Loss) from Discontinuing operations before Tax	-	-	-	-	-	-
11	Tax Expenses of Discontinuing Operations	-	-	-	-	-	-
12	Net Profit/(Loss) from Discontinuing operations after Tax (10-11)	2.93	(5.43)	4.62	(2.50)	9.83	4.01
13	Share of Profit (Loss) of associates and Joint Ventures accounted for using equity method	-	-	-	-	-	-
14	Net Profit (Loss) for the period (12+13)	2.93	(5.43)	4.62	(2.50)	9.83	4.01
15	Other comprehensive income, net of income tax						
	a) i) Amount of item that will not be reclassified to profit or loss	-	-	-	-	-	-
	ii) Income tax relating to items that will not be reclassified to profit or loss	-	-	-	-	-	-
	b) i) Item that will be reclassified to profit or loss	-	-	-	-	-	-
	ii) Income tax relating to items that will be reclassified to profit or loss	-	-	-	-	-	-
	Total other comprehensive income, net of income tax	-	-	-	-	-	-
16	Total Comprehensive income for the period	2.93	(5.43)	4.62	(2.50)	9.83	4.01
17	Details of equity share capital						
	Paid-up Equity Share Capital	361.50	361.50	361.50	361.50	361.50	361.50
	Face Value of Equity Share Capital	10.00	10.00	10.00	10.00	10.00	10.00
18	Details of debt securities						
	Paid-Up Debt capital	-	-	-	-	-	-
	Face value of debt Securities	-	-	-	-	-	-
19	Reserve excluding revaluation reserves as per balance sheet of previous accounting year	-	-	-	-	-	-
20	Debenture Redemption reserve	-	-	-	-	-	-
21	Earning per Share						
i	Earning per Share for Continuing Operations						
	Basic Earning (Loss) per share from Continuing operations	0.08	(0.15)	0.13	(0.07)	0.27	0.11
	Diluted Earning (Loss) per share from Continuing operations	0.08	(0.15)	0.13	(0.07)	0.27	0.11
ii	Earning per Share for discontinuing Operations						
	Basic Earning (Loss) per share from discontinuing operations	-	-	-	-	-	-
	Diluted Earning (Loss) per share from discontinuing operations	-	-	-	-	-	-
iii	Earnings per Equity Share						
	Basic Earning (Loss) per share from Continuing and discontinuing operations	0.08	(0.15)	0.13	(0.07)	0.27	0.11
	Diluted Earning (Loss) per share from Continuing and discontinuing operations	0.08	(0.15)	0.13	(0.07)	0.27	0.11



Note:	
1	The above un-audited financial results were reviewed by the Audit Committee and approved by the Board of Directors in their meeting held on 11th November, 2020.
2	The previous periods figures have been regrouped wherever necessary.
3	The Statutory auditors of the company have carried out a "Limited Review report" of the above results as per Regulation 33 of the SEBI (Listing Obligation and Disclosure Requirement) Regulations, 2015.

For and on Behalf of the Board of Franklin Industries limited

(Managing Director)

Place: Ahmedabad
Date: 11th November, 2020

FRANKLIN INDUSTRIES LIMITED
(FORMERLY KNOWN AS MURAD PROPERTIES & PROJECTS LTD)

(CIN: L74110G1983PLC092054)

Reg. off. : 708, Scarlet Business Hub, Opp. Ankur School Near Mahalaxmi Panch Rasta, Fatehnagar, Paldi, Ahmedabad Ahmedabad GJ 380007 IN
Corp. Office : 203 Abhishek Complex, Near Navgujarat Colg., INCOME TAX, AHMEDABAD 380014 GJ

Un-Audited Statement of Assets & Liabilities as at 30th September, 2020

		(Rs. In Lacs)	
Particulars		Un-Audited	Audited
		AS AT 30.09.2020	AS AT 31.03.2020
1	Assets		
A	Non-Current Assets		
	(a) Property, Plant and Equipment		
	(b) Capital work-in-progress	46.14	46.14
	(c) Investment Property	-	-
	(d) Goodwill	-	-
	(e) Other Intangible assets	-	-
	(f) Intangible assets under development	-	-
	(g) Biological Assets other than bearer plants	-	-
	(h) Financial Assets		
	(i) Investments	-	-
	(ii) Trade receivables	-	-
	(iii) Loans	-	-
	(iv) Others (to be specified)	357.57	83.00
	(i) Deferred tax assets (net)	-	-
	(f) Other non-current assets	-	-
	Total (A)	403.71	129.14
B	Current assets		
	(a) Inventories		
	(b) Financial Assets	37.82	186.11
	(i) Investments	-	-
	(ii) Trade receivables	-	-
	(iii) Cash and cash equivalents	22.14	90.58
	(iv) Bank balances other than (iii) above	23.76	0.55
	(v) Loans	-	-
	(vi) Others (to be specified)	25.00	324.57
	(c) Current Tax Assets (Net)	-	-
	(d) Other current assets	-	-
	Total (B)	0.43	0.90
	Total Assets (A+B)	109.16	602.70
		512.86	731.84
2	EQUITY AND LIABILITIES		
A	EQUITY		
	(a) Equity Share capital		
	(b) Instruments entirely equity in nature	361.50	361.50
	(c) Other Equity	-	-
	Total (A)	18.61	21.11
		380.11	382.61
B	LIABILITIES		
B1	Non-current liabilities		
	(a) Financial Liabilities		
	(i) Borrowings	-	-
	(ii) Trade payables	-	-
	(iii) Other financial liabilities	-	-
	(b) Provisions	-	-
	(c) Deferred tax liabilities (Net)	-	-
	(d) Other non-current liabilities	1.94	1.94
	Total (B1)	-	-
		1.94	1.94
B2	Current liabilities		
	(a) Financial Liabilities		
	(i) Borrowings	-	-
	(ii) Trade payables	-	-
	(iii) Other financial liabilities	123.73	343.80
	(b) Other current liabilities	-	-
	(c) Provisions	3.59	-
	(d) Current Tax Liabilities (Net)	3.49	3.49
	Total (B2)	-	-
	Total Equity and Liabilities (A+B1+B2)	130.82	347.29
		512.86	731.84

Place : Ahmedabad
Date : 11th November, 2020

For, Franklin Industries Limited


Managing Director

FRANKLIN INDUSTRIES LIMITED
(FORMERLY KNOWN AS MURAD PROPERTIES & PROJECTS LTD)
(CIN: L74110GJ1983PLC092054)

Reg. off. : 708, Scarlet Business Hub, Opp. Ankur School Near Mahalaxmi Panch Rasta, Fatehnagar, Paldi, Ahmedabad Ahmedabad GJ 380007 IN
 Corp. Office : 203 Abhishek Complex, Near Navgujarat Colg., INCOME TAX, AHMEDABAD 380014 GJ

UN-AUDITED CASH FLOW STATEMENT FOR THE SIX MONTHS ENDED SEPTEMBER 30, 2020

(Amount in Lacs)

Particulars	Six Months Ended 30th Sep, 2020 Rs.	Six Months Ended 30th Sep, 2019 Rs.
CASH FLOW FROM OPERATING ACTIVITIES		
Net Profit before Tax for the year	(2.50)	7.50
Adjustments for :		
W/off TDS Receivable	-	-
Transferred from reserve	-	-
Depreciation	-	-
Operating Profit before Working Capital change	(2.50)	7.50
Adjustments for :		
Decrease/(Increase) in Receivables	68.44	(32.93)
Decrease/(Increase) in Loans & Advances	-	-
Decrease/(Increase) in Inventories	148.28	(47.70)
Decrease/(Increase) in Short Term Loans & Advances	299.57	-
Decrease/(Increase) in Other Current Assets	0.46	0.41
Increase/(Decrease) in Payables	(220.06)	108.63
Increase/(Decrease) in Financial Liabilities	-	-
Increase/(Decrease) in Current Liabilities	3.59	(1.00)
Increase/(Decrease) in Provisions	-	-
Cash Generated From Operations	300.28	27.41
Income Tax	297.78	34.91
NET CASH FROM OPERATING ACTIVITIES Total (A)	297.78	34.91
CASH FLOW FROM INVESTING ACTIVITIES		
Non Current Investment	-	-
Purchase of Fixed Assets	-	-
Interest Received	-	-
NET CASH USED IN INVESTING ACTIVITIES Total (B)	-	-
CASH FLOW FROM FINANCING ACTIVITIES		
Long Term Borrowing	-	-
Long Term Loans & Advances	(274.57)	(40.00)
NET CASH FROM FINANCING ACTIVITIES Total (C)	(274.57)	(40.00)
Net Increase/(Decrease) in Cash and Cash Equivalents Total (A+B+C)	23.21	(5.09)
Cash and Cash Equivalents -- Opening Balance	0.55	4.34
Cash and Cash Equivalents -- Closing Balance	23.76	(0.75)
	-	(0.00)

Note: Previous year's figures have been regrouped/rearranged wherever considered necessary.

For & on behalf of the Board,
 Franklin Industries Limited


 Director



Place : Ahmedabad
 Date : 11th November, 2020