



# NDR AUTO COMPONENTS LIMITED

**Corporate office:** Plot No.1, Maruti Joint Venture Complex, Gurugram, Haryana-122015

**CIN:** L29304DL2019PLC347460

**Email id:** contact@nacl.co.in

**Website:** www.ndrauto.com

**Phone No.:** 9643339870-74

**26<sup>th</sup> August, 2022**

BSE Limited Corporate Relationship Department PJ Towers, 25th Floor, Dalal Street, Mumbai – 400 001 Scrip Code: 543214	National Stock Exchange of India Ltd. Exchange Plaza, Plot No. C/1, G-Block Bandra Kurla Complex, Bandra (East), Mumbai – 400 051 Trading Symbol: NDRAUTO
--	---

**SUB: GENERAL UPDATES FOR QUARTER ENDED JUNE 30, 2022**

Dear Sir/Madam,

Pursuant to the provision of Regulation 30 of the SEBI (Listing Obligations and Disclosure Requirements) Regulations 2015, please find enclosed herewith general updates for Q1 i.e. June 30, 2022 of FY 2022-23.

Kindly take the same on your record.

Thanking You,

Yours Faithfully,

For **NDR Auto Components Limited**

**Rajat Bhandari**  
**Executive Director and Company Secretary**  
**DIN: 02154950**




# NDR AUTO COMPONENTS LTD.

Q1 FY23 INVESTOR PRESENTATION



# Company Overview



# About NDR Auto Components

- Incorporated in March 2019 NDR Auto Components Limited (NACL) is engaged in the manufacturing of seating solutions like Frames & Trims for Four Wheeler and Two Wheeler Vehicles.
- NACL is flagship company of the Rohit Relan Group, The Company got demerged from Sharda Motor Industries Limited (SMIL) in 2019 with view of demerge the automobile seating business of SMIL.
- The Company is listed on the National Stock Exchange and the Bombay Stock Exchange.
- NDR Auto Components Limited has built strong and enduring relationships with multiple partners who are globally rated amongst the best. Our technology partners bring with them high levels of technological expertise, systems, processes, and best practices which - in conjunction with the Group's experience and technical know-how gives NDR Auto Components Limited a definitive edge in the automotive sector.
- The management and the senior leadership team of the group have more than three decades of hands-on experience and expertise in this domain.
- NACL has key customers like Bharat Seats Ltd, Toyota Boshoku, Suzuki Motorcycles, Bellsonica and Toyota Kirloskar Motor










## Vision

To be the preferred supplier from concept to manufacturing

## Values

**Integrity**  
**Respect for the Individual, and for the Environment**  
**Unwavering focus on delivering quality**  
**Adherence to stringent quality standards that are never compromised**

# Key Facts & Figures

 <p><b>3 Manufacturing Facilities</b></p>	 <p><b>Total Capacity Of 6.50 Lakhs Set</b></p>	 <p><b>1600+ Employees</b></p>
 <p><b>4.80 Lakhs Sets Supplied for Maruti Suzuki</b></p>	 <p><b>6.50 Lakhs Seats Supplied for Suzuki Motorcycle</b></p>	 <p><b>Supplying Seats For 11 Models Across 3 OEMS</b></p>
 <p><b>33% Business Share In Maruti Suzuki</b></p>	 <p><b>0 Debt Company</b></p>	 <p><b>FY22</b>  <b>240 Cr Revenue</b>  <b>22 Cr EBITDA</b>  <b>15 Cr PAT</b></p>

## Key Customers



# Providing Seating Solution For Segment Leading Models Of Top OEMs



S - Cross



Brezza



Dzire



Ciaz



Wagon R



Alto Export



Hyryder



Urban Cruiser



Access



Gixxer



# Strategically Located & Certified Manufacturing Facilities



# Manufacturing Capabilities

NACL has a fully integrated facility for Sheet Metal fabrication & Trim manufacturing.

## Metal

Press Shop



Welding Shop



Pipe Bending



Projection Nut  
Welding



## Trim

Cutting



Stitching






# Testing Facilities

## Metal


NACL has an in-house testing facility equipped to carry out CMM, Weld Penetration Test and various other mechanical tests on aspects like Tensile Elongation, Hardness, Profile Projector, etc.



## Trim

Colour is one of the most important features of the trim. The NACL testing facility is equipped with a colour chamber with various types of lights, Colorimeter and industrial magnifying glasses to validate the design pattern and the colour of the material. Other mechanical properties like tensile elongation, flammability, etc. are checked in-house.

The testing infrastructure also includes a state-of-the-art digitizer for pattern-building and auto-nesting. This ensures exact accuracy and precision of the pattern during cutting and also acts as a quality check parameter.



# Joint Ventures



## TOYOTA BOSHOKU

## TOYO SHARDA INDIA

### Bharat Seats Limited (BSL)

Mr. Rohit Relan & Associates had entered into a Joint Venture Agreement in 1988 with Maruti Suzuki India Limited and Suzuki Motor Corporation, Japan to manufacture Car Seating Systems.

Bharat Seats Limited was one of the first Joint Venture's of Maruti Udyog Limited and Suzuki Motor Corporation, Japan. Currently, BSL manufactures seating systems for passenger vehicles and two-wheelers, Seat Frames for two-wheelers, Floor Carpets for Passenger vehicles and body sealing products.

BSL has three manufacturing plants in the National Capital Region and one plant in Gujarat. NDR Auto Components Limited holds 28.66% equity in BSL, whose shares are listed on Bombay Stock Exchange.

### Toyota Boshoku Relan India Private Limited (TBRI)

A Joint Venture between NDR Auto Components Limited and Toyota Boshoku Asia Company Limited was formed in 2014 to secure business and supply components from Toyota Boshoku product range for customers in Indian Market.

NDR Auto Components Limited holds 50% equity in TBRI.

### Toyo Sharda India Private Limited (TSIL)

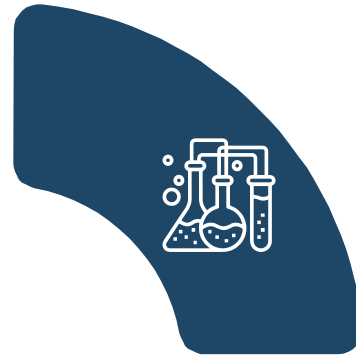

A Joint Venture between NDR Auto Components Limited and Toyo Seat, Japan was formed 2015 to manufacture seat devices and high tensile seat frames for passenger vehicles in India.

TSIL has set up a manufacturing plant in National Capital Region and supplies seat devices and seat frames to Bharat Seats Limited.

# Key Strengths Of NACL

## Strong Business Associations

Business association with Bharat Seats Ltd a joint venture with MSIL and SMC Japan, over three decades.

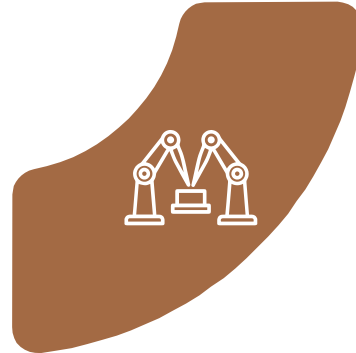


## In house Testing Lab

Fully equipped in-house Test and validation lab

## Global Joint Ventures & Strategic Tie ups

Joint Venture with global leaders like Suzuki Motor Corporation, Japan; Maruti Suzuki India; Toyo Seats, Japan and Toyota Boshoku



## Diversified Sheet metal fabrication and Cut and Sew Processor

A preferred and reliable source of four-wheeler seating, two-wheeler seating and railway seating. State of the art two-wheeler frame manufacturing facility with Robotic welding, Special Purpose Welding, Boring and Swaging operations.

# About Relan Group

- Relan Group traces its origins to the 1930s when its founder, Late Shri N.D.Relan, started out as a stockbroker in the financial services sector. In the eighties, the group diversified into an entirely new sector –automotive manufacturing – establishing itself as a premier manufacturer of auto components under the name of Bharat Seats Limited and Sharda Motor Industries Limited (SMIL).
- Bharat Seats is a fully-integrated plant for the manufacturing of complete seating systems under one roof catering to the four-wheeler, two-wheeler and surface transport segments. SMIL commenced its operations with a large stitching unit supplying seat trims and subsequently supplied metal structures and frames to Bharat Seats Limited.
- The stitching unit supplying seat trims, metal structures and frames was demerged to NDR Auto Component which was incorporated in 2019.



Leading Business Group  
in Auto Ancillary Industry



Over 4 decades of  
Promoter's experience



Strong relationship with  
marquee clients like  
Maruti Suzuki, Suzuki  
Motorcycle and  
Bellsonica.



Global technology  
partnership with Toyo  
Seats and Toyota Boshoku



Third generation is ready  
to grow business to  
achieve new milestone

# Stock Data



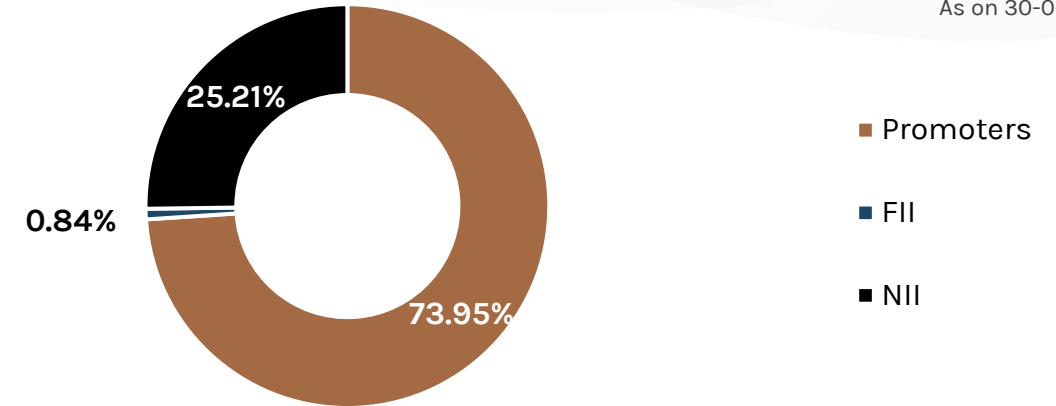
NSE: NDRAUTO BSE: 543214 | ISIN: INE070G01012

As on 19-08-2022

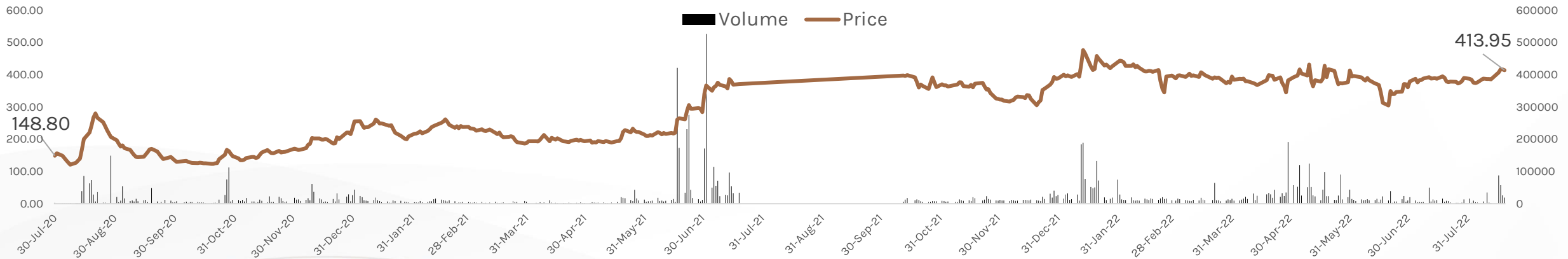
Share Price (₹)	413.95
Market Capitalization (₹ Cr)	246.15
No. of Shares Outstanding	59,46,326
Face Value (₹)	10
52 week High-Low (₹)	499.90 - 301.30

## SHARE HOLDING PATTERN

As on 30-06-2022




## SHARE PERFORMANCE FROM 30 JULY 2020



Source - NSE



# Product Overview



# Metal Product Portfolio

**NACL is Stamping on 270 MPa to 440 MPa Tensile Strength with sheet thickness from 0.5 mm to 4.0mm.**

## Four Wheeler Seat Frames



## Two Wheeler Seat Frames



## BIW Parts



# Seat Trims Portfolio

## Four Wheeler Seat Trims



## Two Wheeler Seat Trims







# Management Overview



# Key Management



**MR. SANJIV KAPUR**  
Chairman

A graduate from IIT, Delhi and University of Wisconsin-Madison Mr Sanjiv Kapur is a Chairman of NDR Auto Component since October 2020. He has over 40 years of experience in the Medical Equipment and Devices industry. He is the Promoter of Medelec Systems Pvt. Ltd which is involved in the manufacture of sophisticated medical devices for the domestic and international market.

He has rich experience in the manufacture of components for the automobile industry with a wide exposure to the various technologies involved in manufacturing automobile components including machining, pressed metal components tool room etc.



**MR. ROHIT RELAN**  
Co-Chairman

He is a Chartered Accountant (CA) and has also undertaken the Owner President Program - Harvard Business School and Management Development Program - INSEAD France.

Mr. Rohit Relan has over 42 years of experience in automotive components and is promoter entrepreneur of Bharat Seats Limited. Mr. Relan is spearheading the growth strategy and diversification of Bharat Seats Ltd. Mr. Relan has experience of collaborating with Japanese and other international partners.

He is involved in the growth and strategy of the Company and focuses on Innovation, continuous improvements, in Quality, Productivity, skill development through continuous training programs.

He has been conferred with the Order of the Rising Sun, Gold Rays with Rosette (Title of Decoration) by the Government of Japan in the year 2020 for his contribution towards promoting economic exchanges between Japan and India.

# Board Of Directors



**MR. SANJIV KAPUR**  
Chairman



**MR. ROHIT RELAN**  
Co-Chairman



**MR. PRANAV RELAN**  
Whole-Time Director



**MR. AYUSH RELAN**  
Whole-Time Director



**MR. RISHABH RELAN**  
Director



**MR. RAJAT BHANDARI**  
Executive Director and  
Company Secretary



**MS. DEEPA GOPALAN  
WADHWA**  
Independent Director




**MS. SHYAMLA KHERA**  
Independent Director



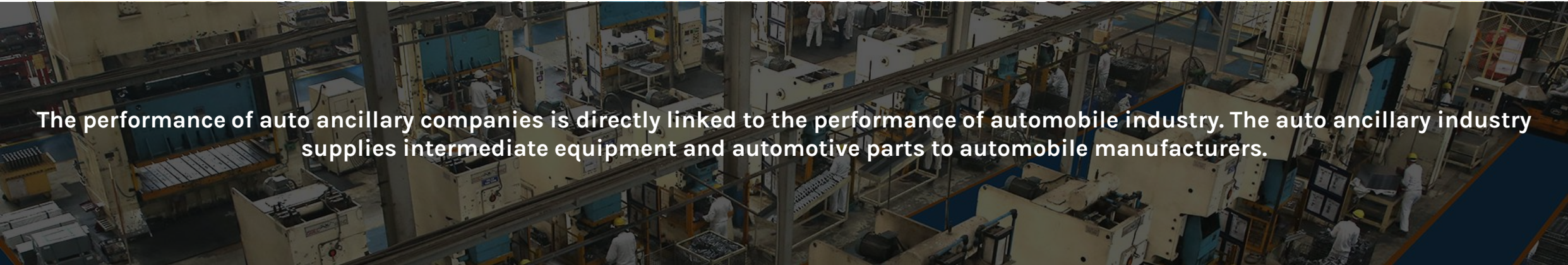
**MS. VANITA CHHABRA**  
Independent Director



# Industry Overview

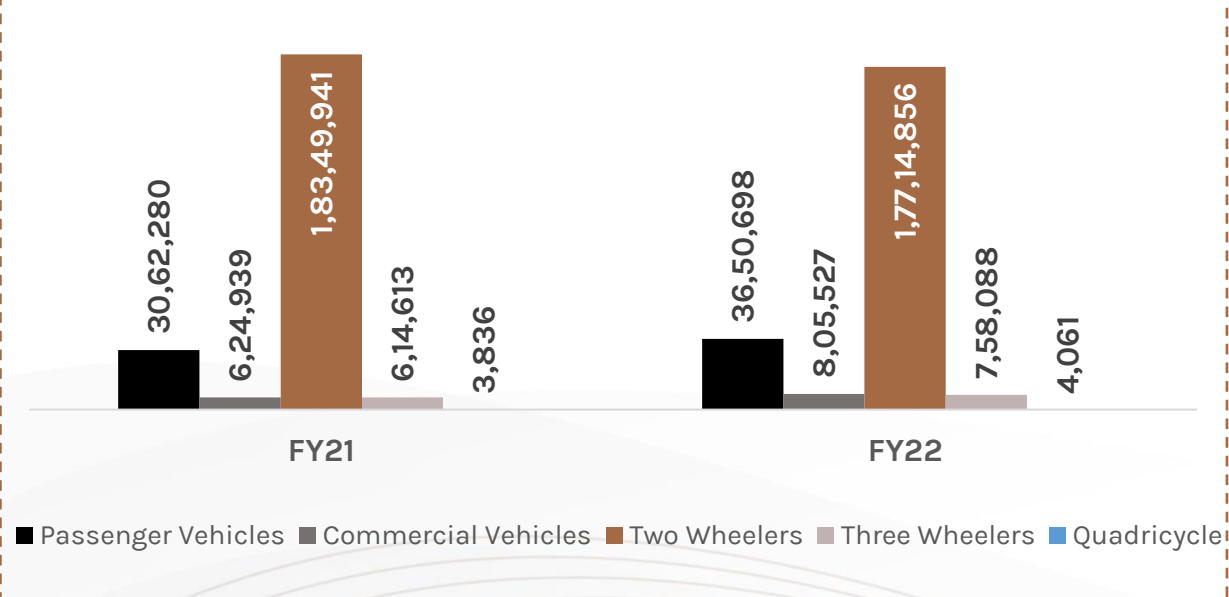


# Growth In The Automobiles Sector

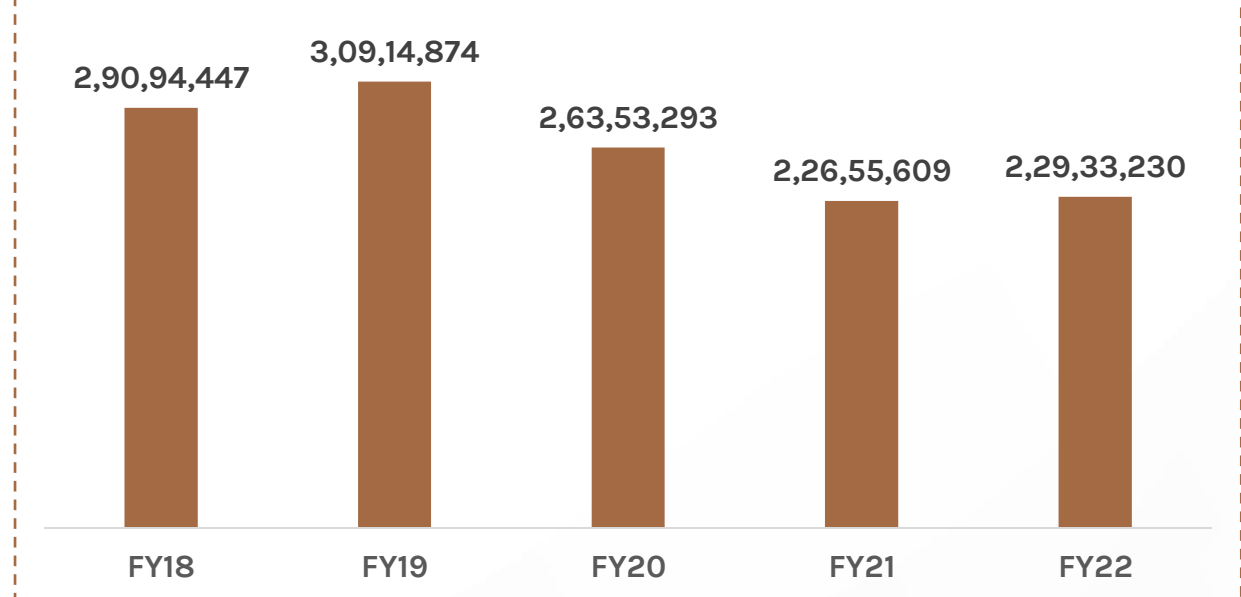


The performance of auto ancillary companies is directly linked to the performance of automobile industry. The auto ancillary industry supplies intermediate equipment and automotive parts to automobile manufacturers.

### VEHICLE PRODUCTION VOLUMES IN INDIA



### TOTAL VEHICLE PRODUCTION VOLUMES IN INDIA

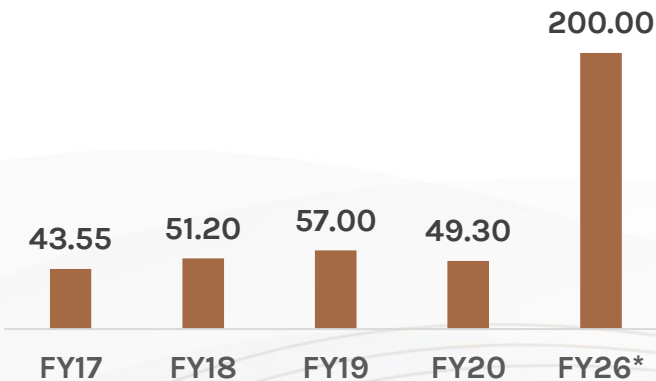


Source: SIAM

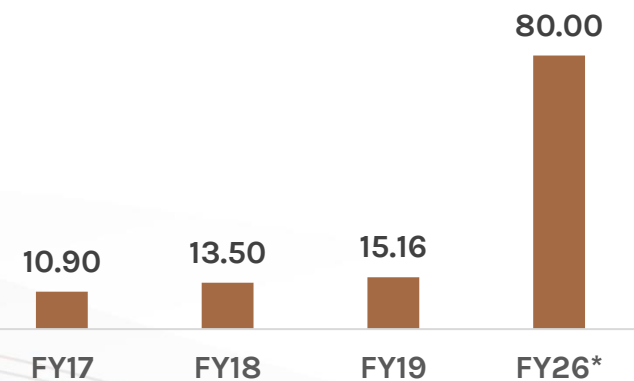
# Key Market Growth Drivers

- The enforcement of BS-VI standards of safety and emission is anticipated to help the export market expand during the forecast period for the benefit of auto component players in India.
- Foreign players prefer India because it is a cost-effective location for manufacturing, which bodes well for the auto ancillary market.
- India is poised to emerge as an outsourcing hub
- The demand for automobile to remain upbeat with rising per capita income
- Improvement in road infrastructure and national connectivity would drive the demand for the automobile sector.
- The old vehicle scrappage policy 2021 will further provide impetus to automobile demand.
- As auto ancillary is directly linked to the automobile industry, it will witness a sharp rise in demand.

**Domestic Market Potential (US\$ Bn)**



**Export Market Potential (US\$ Bn)**



Source: News Articles, ACMA  
Note: \* Estimates

## NDR AUTO IS SET TO GET BENEFITED FROM THIS

NDR Auto is a key supplier of metal structures and frames of car seats to Bharat Seats Limited.

Bharat Seat is a supplier of complete seating systems under one roof catering to the four-wheeler, two-wheeler and surface transport segments.


The key customer of Bharat Seats is Maruti Suzuki driving the demand for its product.

As NDR Auto Component is supplying the seating component to Bharat Seats, the demand for the product is indirectly driven by production volume of Maruti Suzuki.

The trend for the past few years for Maruti Suzuki volume sales is given below which clearly

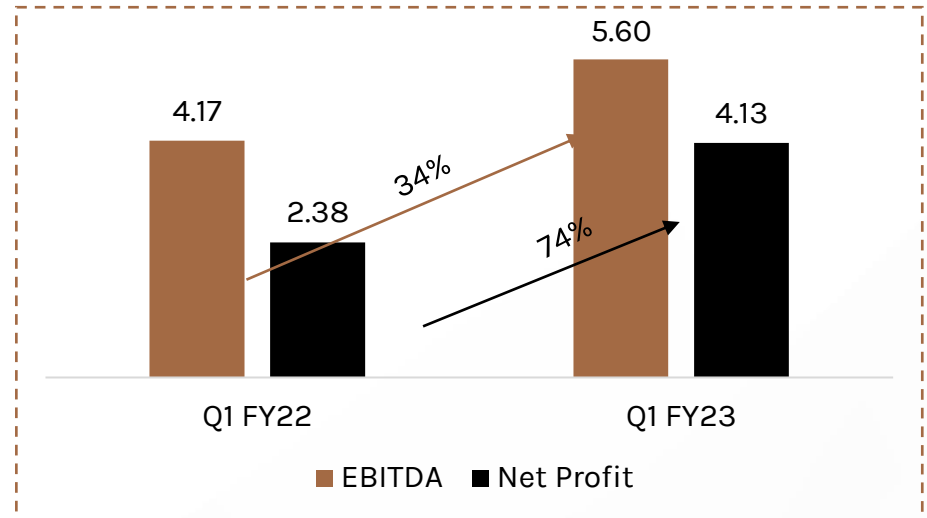
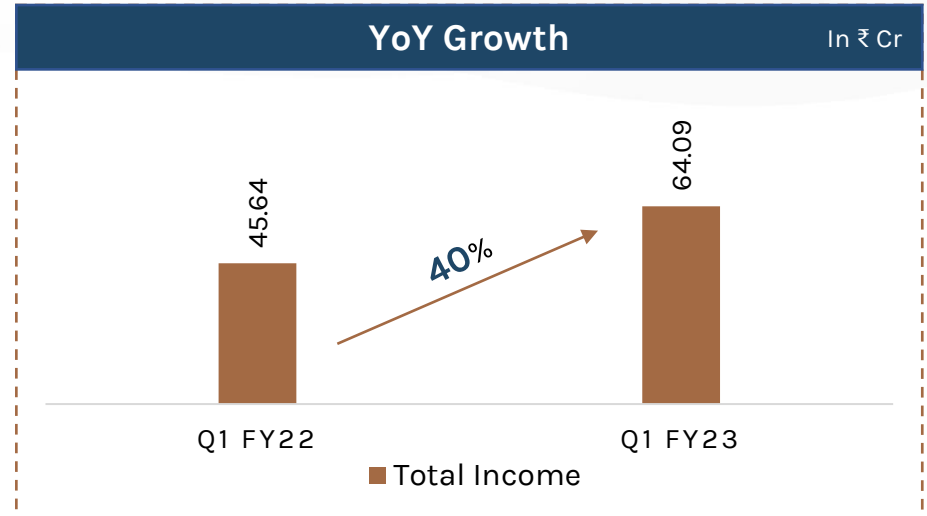


# Financial Overview



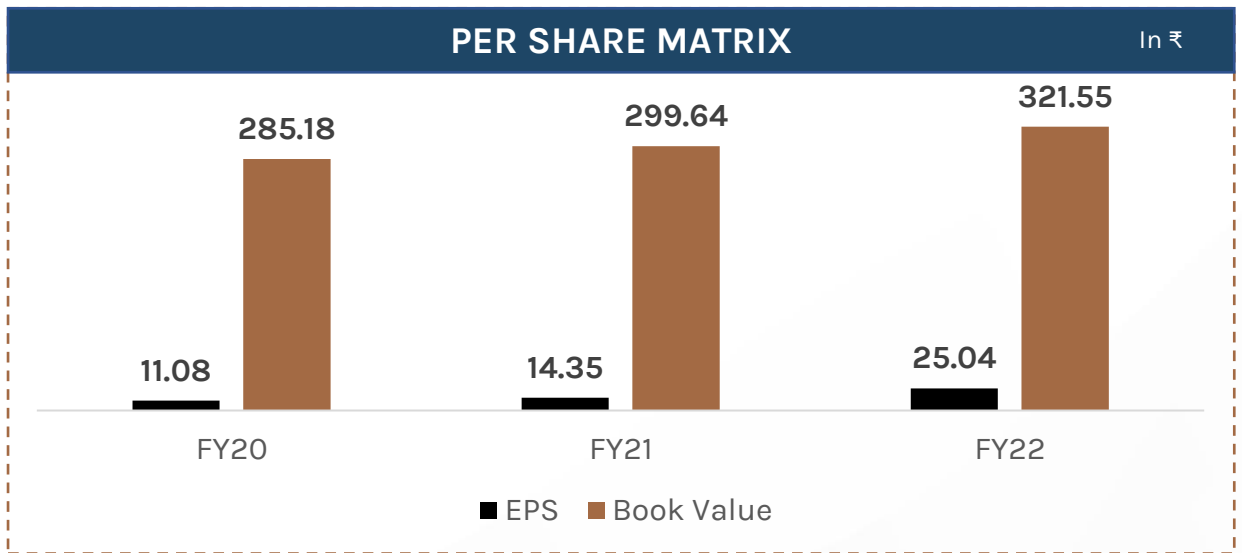
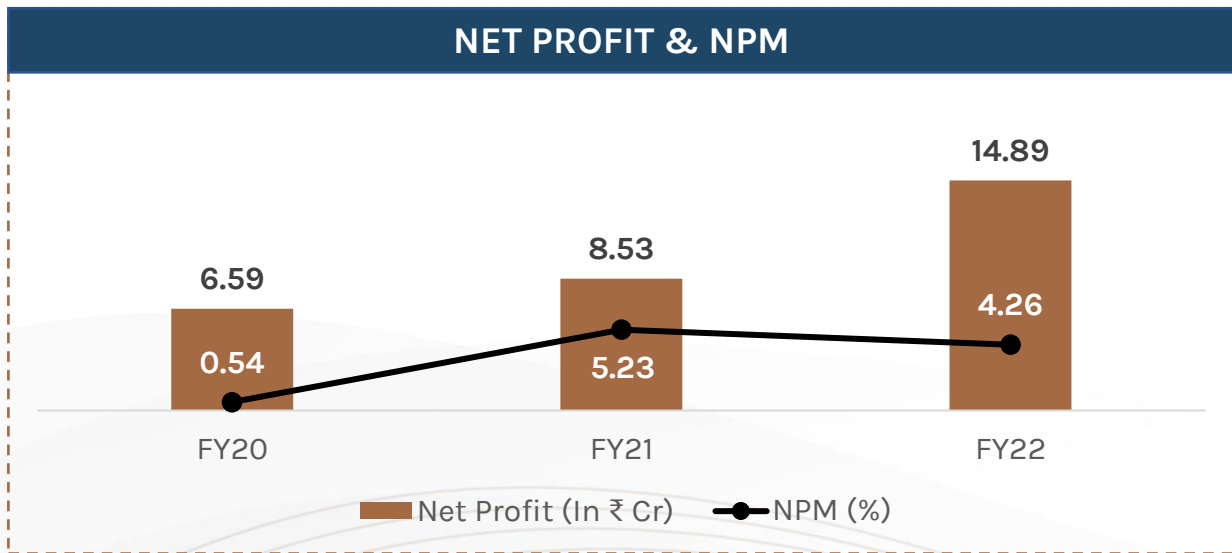
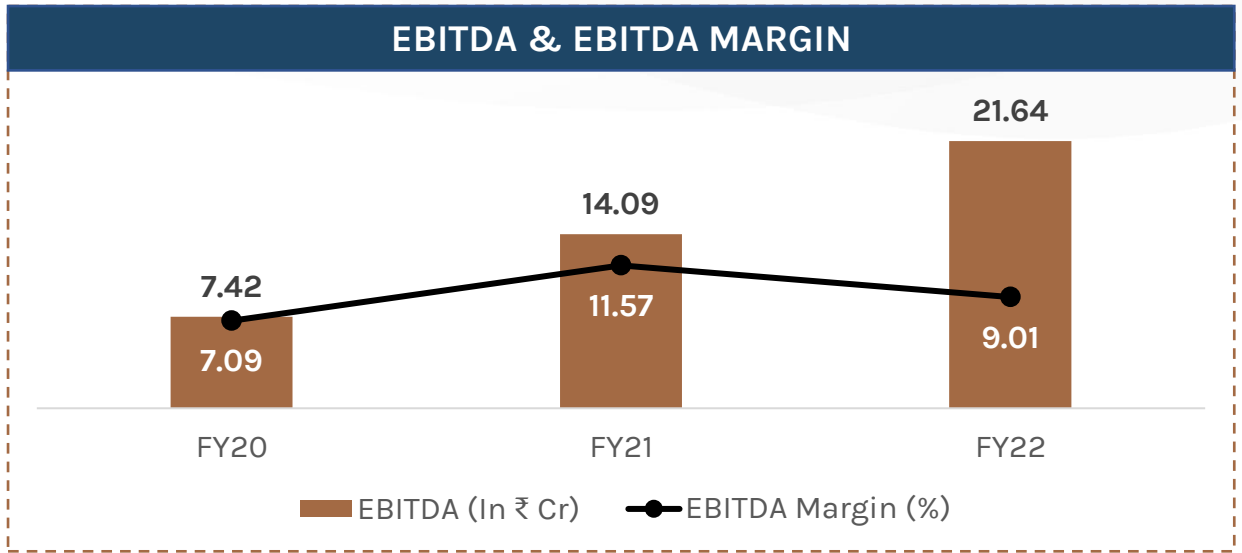
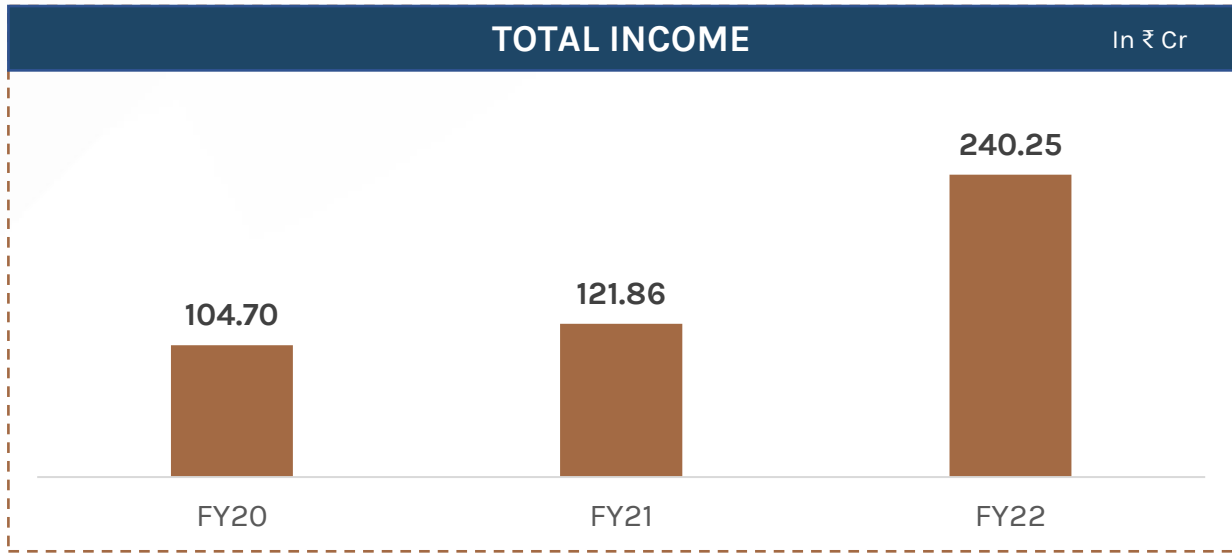
# Last 5 Quarter Consolidated Performance

Particular	In ₹ Cr				
	Q1 FY23	Q4 FY22	Q3 FY22	Q2 FY22	Q1 FY22
Net Sales	63.04	79.60	55.43	53.38	44.15
Other Income	1.05	1.46	2.92	1.83	1.49
<b>Total Income</b>	<b>64.09</b>	<b>81.06</b>	<b>58.35</b>	<b>55.21</b>	<b>45.64</b>
Raw Material costs	47.31	62.47	41.69	39.89	32.74
Employee costs	2.20	2.62	2.33	2.16	2.03
Other expenses	8.99	8.78	9.22	7.98	6.70
Total Expenditure	58.50	73.87	53.24	50.03	41.47
<b>EBITDA</b>	<b>5.59</b>	<b>7.19</b>	<b>5.11</b>	<b>5.18</b>	<b>4.17</b>
Interest	0.26	0.37	0.16	0.10	0.10
Depreciation	1.84	2.08	1.87	1.75	1.64
PBT	3.49	4.74	3.08	3.33	2.43
Tax	0.90	1.19	0.87	0.80	0.49
Profit After Tax	2.59	3.55	2.21	2.53	1.94
Profit/loss from associate companies	1.46	2.52	0.99	0.73	0.42
Other comprehensive income	0.07	0.23	0.02	0.02	0.02
<b>Reported Net Profit</b>	<b>4.12</b>	<b>6.30</b>	<b>3.22</b>	<b>3.28</b>	<b>2.38</b>





# Key Financial Highlights Consolidated



# Consolidated Profit & Loss Statement



In ₹ Cr

Particular	FY20	FY21	FY22
Revenues	96.62	114.13	232.55
Other Income	8.08	7.73	7.70
<b>Total Income</b>	<b>104.70</b>	<b>121.86</b>	<b>240.25</b>
Raw Material costs	72.09	84.89	176.79
Employee costs	4.93	5.48	9.14
Other expenses	20.25	17.40	32.68
Total Expenditure	97.28	107.77	218.61
<b>EBITDA</b>	<b>7.42</b>	<b>14.09</b>	<b>21.64</b>
Finance Costs	0.15	0.12	0.73
Depreciation	7.38	4.97	7.33
<b>PBT</b>	<b>-0.11</b>	<b>9.00</b>	<b>13.58</b>
Tax	-0.67	2.63	3.35
<b>PAT</b>	<b>0.56</b>	<b>6.37</b>	<b>10.23</b>
Profit/loss from associate companies	6.03	2.16	4.66
<b>Reported Net Profit</b>	<b>6.59</b>	<b>8.53</b>	<b>14.89</b>

# Consolidated Balance Sheet



In ₹ Cr

Equities & Liabilities	Mar-20	Mar-21	Mar-22
Equity	5.95	5.95	5.95
Reserves	163.63	172.23	185.26
<b>Net Worth</b>	<b>169.58</b>	<b>178.17</b>	<b>191.21</b>
Minority Interest	0.00	0.00	0.00
<b>Non-current Liabilities</b>			
Long-term borrowing	0.00	0.00	1.85
Deferred tax Liabilities	-1.26	-1.25	-1.87
Other long terms Liabilities	0.00	4.17	10.27
Long-term provision	0.82	1.39	0.32
<b>Total Non Current Liabilities</b>	<b>-0.44</b>	<b>4.32</b>	<b>10.57</b>
<b>Current Liabilities</b>			
Short-term borrowings	0.00	0.00	0.00
Trade payables	15.63	35.71	40.70
Other Current Financial Liabilities			
Other current liabilities	2.08	2.25	5.42
Short-term provision	1.09	1.20	0.40
<b>Total Current Liabilities</b>	<b>18.80</b>	<b>39.16</b>	<b>46.54</b>
<b>Total Liabilities</b>	<b>187.90</b>	<b>221.66</b>	<b>248.30</b>

In ₹ Cr

Assets	Mar-20	Mar-21	Mar-22
<b>Non Current Assets</b>			
Fixed assets	33.44	44.27	79.33
Non-current investments	38.60	40.22	42.81
Other Non-Current Financial Assets	0.40	4.59	1.47
Other non-current assets	0.17	0.00	0.42
<b>Total Non Current Assets</b>	<b>72.61</b>	<b>89.08</b>	<b>124.03</b>
<b>Current Assets</b>			
Inventories	6.90	12.39	21.26
Trade receivables	6.06	31.11	30.46
Cash & Bank Balance	96.10	85.49	51.45
Other Current Financial Assets	0.96	1.47	19.39
Current Tax Assets (Net)	0.00	0.00	0.00
Other current assets	5.30	2.13	1.71
<b>Total Current Assets</b>	<b>115.32</b>	<b>132.58</b>	<b>124.27</b>
<b>Total Assets</b>	<b>187.90</b>	<b>221.66</b>	<b>248.30</b>

# Standalone Profit & Loss Statement



In ₹ Cr

Particular	FY20	FY21	FY22
Revenues	96.62	114.13	232.55
Other Income	9.19	8.30	8.27
<b>Total Income</b>	<b>105.80</b>	<b>122.43</b>	<b>240.82</b>
Raw Material costs	72.09	84.89	176.79
Employee costs	4.93	5.48	9.14
Other expenses	20.25	17.40	32.69
Total Expenditure	97.28	107.77	218.61
<b>EBITDA</b>	<b>8.53</b>	<b>14.66</b>	<b>22.20</b>
Finance Costs	0.15	0.12	0.73
Depreciation	7.38	4.97	7.33
<b>PBT before exceptional item</b>	<b>0.99</b>	<b>9.57</b>	<b>14.15</b>
Exceptional item	0.00	0.00	0.00
<b>PBT before exceptional item</b>	<b>0.99</b>	<b>9.57</b>	<b>14.15</b>
Tax	-0.67	2.63	3.35
<b>PAT</b>	<b>1.67</b>	<b>6.94</b>	<b>10.80</b>

# Standalone Balance Sheet



In ₹ Cr

Equities & Liabilities	FY20	FY21	FY22
Equity	5.95	5.95	5.95
Reserves	126.68	133.67	144.10
<b>Net Worth</b>	<b>132.63</b>	<b>139.61</b>	<b>150.04</b>
Minority Interest	0.00	0.00	0.00
<b>Non-current Liabilities</b>			
Long-term borrowing	0.00	0.00	1.85
Deferred tax Liabilities	-1.26	-1.25	-1.87
Other long terms Financial Liabilities	0.00	4.17	10.27
Long-term provision	0.82	1.39	0.32
<b>Total Non Current Liabilities</b>	<b>-0.44</b>	<b>4.32</b>	<b>10.56</b>
<b>Current Liabilities</b>			
Short-term borrowings	0.00	0.00	0.13
Trade payables	15.74	35.71	40.70
Other Current Financial Liabilities	0.00	1.88	4.92
Other current liabilities	2.08	0.37	0.39
Short-term provision	1.09	1.20	0.40
<b>Total Current Liabilities</b>	<b>18.91</b>	<b>39.16</b>	<b>46.54</b>
<b>Total Liabilities</b>	<b>151.11</b>	<b>183.10</b>	<b>207.14</b>

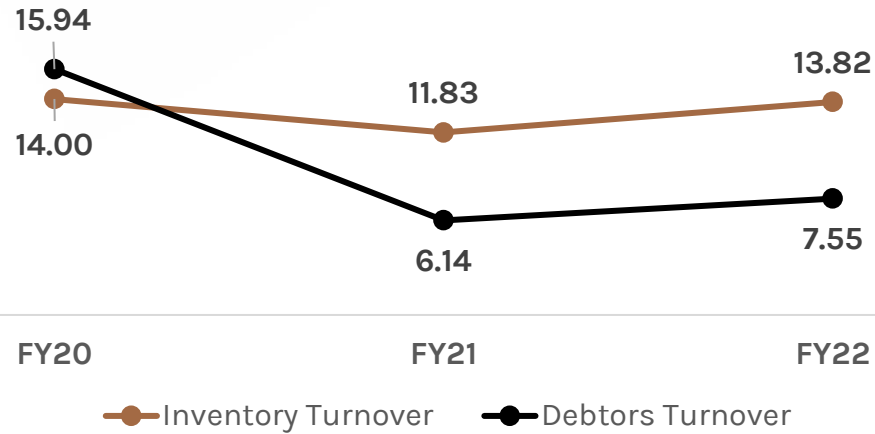
In ₹ Cr

Assets	Mar-20	Mar-21	Mar-22
<b>Non Current Assets</b>			
Fixed assets	33.44	44.27	79.33
Non-current investments	1.66	1.66	1.65
Other Non-Current Financial Assets	0.69	0.52	1.74
Non Current Tax Assets	0.00	0.07	0.15
Other non-current assets	0.00	3.99	0.00
<b>Total Non Current Assets</b>	<b>35.80</b>	<b>50.51</b>	<b>82.9</b>
<b>Current Assets</b>			
Inventories	6.90	12.39	21.26
Trade receivables	6.06	31.11	30.46
Cash & Bank Balance	96.10	85.49	51.45
Other Current Financial Assets	0.96	1.50	11.57
Other current assets	5.30	2.10	9.53
<b>Total Current Assets</b>	<b>115.32</b>	<b>132.58</b>	<b>124.27</b>
<b>Total Assets</b>	<b>151.11</b>	<b>183.10</b>	<b>207.14</b>

# Key Ratios Standalone

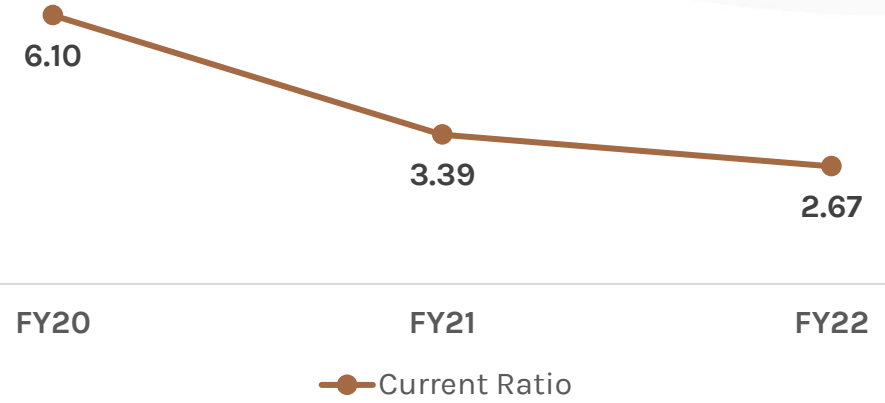
## PERFORMANCE RATIOS

In Time



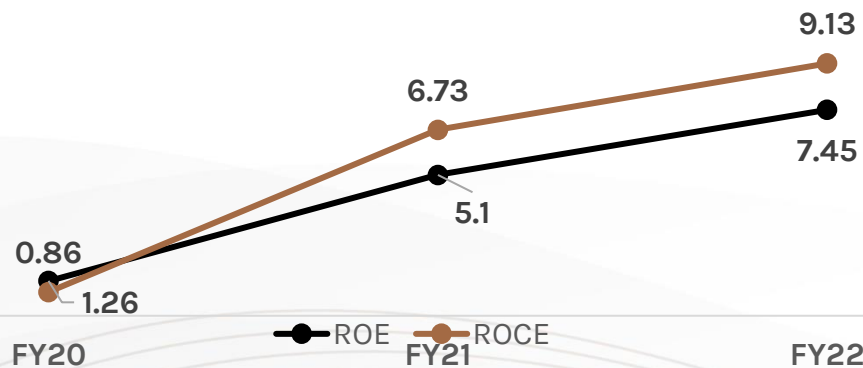
## CURRENT RATIOS

In Time



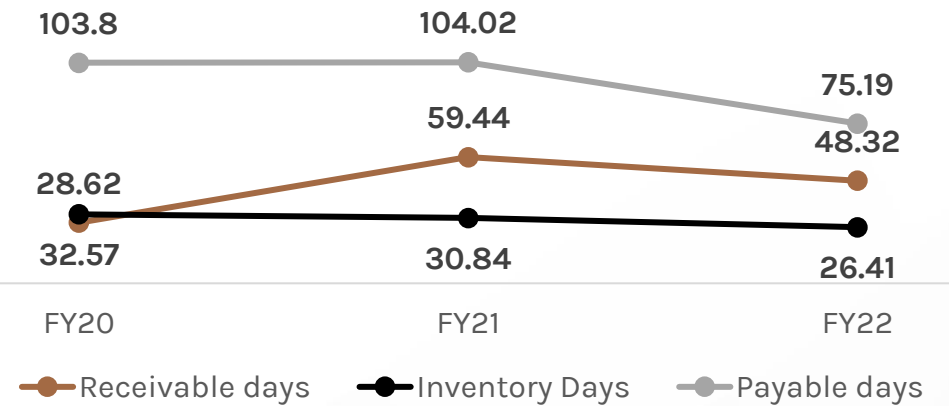
## RETURN RATIOS

In %



## WORKING CAPITAL CYCLE

In Days





**THANK YOU**



**NDR Auto Components Limited**  
Plot No. 1, Maruti Joint Venture Complex,  
Gurugram-122015 (Haryana) , India  
**Phone:** +91 964 333 9874  
**Website:** [www.ndrauto.com](http://www.ndrauto.com)  
**E-mail:** [contact@nacl.co.in](mailto:contact@nacl.co.in)

**Kirin Advisors Private Limited**  
713-B, Lodha Supremus II, Wagle Estate  
Thane (W) 400 604, India  
**Phone:** +91 22 4100 2455  
**Website:** [www.kirinadvisors.com](http://www.kirinadvisors.com)  
**E-mail:** [info@kirinadvisors.com](mailto:info@kirinadvisors.com)