



Vineet
Laboratories Limited

November 14, 2022

To
The General Manager
Department of Corporate Services
BSE Limited
P.J. Towers, Dalal Street,
Mumbai-400001
Scrip Code – 543298

To
The Manager
Listing Department
National Stock Exchange of India Limited
Exchange Plaza, 5th Floor, Plot No – C/1,
G Block, Bandra Kurla Complex
Bandra (East), Mumbai -400 051
Scrip Code - VINEETLAB

Dear Sir/Ma'am,

Sub: Outcome of Board Meeting held on Monday, November 14, 2022

The Board of Directors of the company in its meeting held today i.e., on November 14, 2022 has considered and approved the following:

1. Unaudited Financial Results of the company for the Second Quarter and Half Year ended on September 30, 2022 along with the Limited Review Report submitted by the Statutory Auditors.

The Board Meeting commenced at 04.30 PM and concluded at ~~5:45~~ 5:45 PM.

Kindly take this information on records.

Thanking you,
Best Regards,

For Vineet Laboratories Limited


Gaddam Venkata Ramana
Managing Director
DIN: 00031873



Admin. Office: 5-5-160, Malleswari Nilayam, Opp. Vishnu Theatre, Chintalkunta, LB Nagar, Hyderabad-500 074.

Regd. Office: Sy.No. 11/A3, Eshwaramma Nilayam, Saheb Nagar Kurudu Vill, Chintalkunta, LB Nagar, Hyderabad-500 074.

Factory: Sy.No. 300, Malkapur(V), Choutuppal(M), Yadadri-Bhuvanagiri(D), Telangana State, India-508 252.

E-mail: vineetlaboratories@gmail.com, Website: www.vineetlabs.co.in, Phone: +91-40-24128833, Cell : 09642200049

CIN No. : L24304TG2016PLC112888

GST No. : 36AAFV6694P1ZA

VINEET LABORATORIES LIMITED
CIN:L24304TG2016PLC112888

SY. No. 11/A3, Saheb nagar, Kurdu Vill, Chintal Kunta, Eshwaramma Nilayam, L B Nagar, Hyderabad, Telangana-500074, India.

SCHEDULE III OF COMPANIES ACT, 2013

PART II Statement of Un-Audited Financial Results for the Quarter ended 30.09.2022

S No	Particulars	Quarter ended			Half year ended		(Amount in Lakhs)
		For the quarter ended on 30.09.2022	For the Quarter Ended 30.06.2022	For the Quarter Ended 30.09.2021	Half year ended on 30.09.2022	Half year ended on 30.09.2021	For the Year Ended 31.03.2022
		Un Audited	Un Audited	Un Audited	Un Audited	Un Audited	Audited
I	Revenue from operations	3,950.55	4,882.17	3,955.08	8,832.72	9,722.14	19,117.23
II	Other income	0.28	8.46	15.55	8.74	18.31	28.51
III	Total Revenue (I + II)	3,950.83	4,890.63	3,970.64	8,841.45	9,740.45	19,145.74
VI	Expenses						
	Cost of material Consumed	3,703.80	3,811.53	3,184.13	7,515.34	7,380.73	15,139.89
	Changes in stock of finished goods, work-in progress and stock-in-trade	-129.56	(163.80)	(219.45)	(293.36)	298.48	(585.25)
	Employee benefits	124.30	121.32	126.98	245.61	278.70	490.94
	Finance cost	61.37	136.60	49.36	197.97	103.12	216.84
	Depreciation and amortisation expense	70.46	54.22	50.37	124.68	99.64	201.57
	Other expenses	652.94	721.92	681.56	1,374.87	1,309.74	2,747.22
	Total expenses	4,483.32	4,681.79	3,872.94	9,165.11	9,470.42	18,211.19
	Profit/(loss) before exceptional items and tax (III - IV)	(532.49)	208.84	97.69	(323.66)	270.03	934.55
V	Exceptional items	-	-	-	-	-	-
VII	Profit/(loss) before Tax (V -VI)	-532.49	208.84	97.69	(323.66)	270.03	934.55
VIII	Tax expense :						
	a. Current tax	-63.10	63.10	25.40	-	70.21	318.33
	b. Deferred tax	0.44	44.69	-	45.14	-	(47.63)
IX	Profit/(loss) for the period from continuing operations (VII-VIII)	(469.84)	101.04	72.29	(368.79)	199.82	663.86
X	Profit/(loss) from discontinued operations	-	-	-	-	-	-
XI	Tax Expense of discontinued operations	-	-	-	-	-	-
XII	Profit/(loss) from discontinued operations After Tax	-	-	-	-	-	-
XIII	XVII Profit/(loss) for the Period (IX + XII)	(469.84)	101.04	72.29	(368.79)	199.82	663.86
XIV	Other comprehensive income(OCI)						
A	(i) Items that will not be recycled to profit or loss						
	(a) Others (gratuity and leave encashment excess provision reversal)						
	(ii) Income tax relating to items that will not be reclassified to profit or loss						3.54
B	(i) Items that may be reclassified to profit or loss						
	(ii) Income tax on items that may be reclassified to profit or loss						
	Total other comprehensive income						3.54
XV	Total comprehensive income for the Period (XIII + XIV)	-469.84	101.04	72.29	(368.79)	199.82	660.32
XVI	Earning per equity share (for Continuing Opertations)						
	(i) Basic	-5.10	1.10	0.78	(4.00)	2.17	7.16
	(ii) Diluted.	-5.10	1.10	0.78	(4.00)	2.17	7.16
XVII	Earnings per equity share (for discontinued operation):						
	(i) Basic	-	-	-	-	-	-
	(ii) Diluted.	-	-	-	-	-	-
XVIII	Paid-up Equity Share capital (Face Value of Rs. 10/- per share)	921.90	921.90	921.90	921.90	921.90	921.90
XIX	Other Equity						2,399.92


Notes

- The financial results of the company have been prepared in accordance with Indian Accounting Standards (Ind AS) notified under the Companies (Indian Accounting standards) Rules.
- The above Financial results recommended by the Audit Committee are considered and approved by the Board of Directors at their meeting held on 14.11.2022
- The Statutory Auditors of the Company have carried out limited review of the above un audited financial results and their Report has been placed before the Board at the said Meeting as
- The entire operations of the Company relate to only one segment. Hence segmental reporting as per Ind AS 108 is not made.
- The financials results for the quarter ended 30.09.2022 are also available on the Bombay stock exchange website, the National stock exchange website and on the company's website.
- Previous Year/ Period figures have been regrouped and recast, wherever necessary, in line with the current period presentation.

For and on Behalf of Board of Directors

Date : 14/11/2022.

Place : Hyderabad.



G.Venkata Ramana
Managing Director
DIN:00031873

VINEET LABORATORIES LIMITED

CIN:L24304TG2016PLC112888


Regd Office : SY . No. 11/A3, Saheb nagar, Kurdu Vill, Chintal Kunta, Eshwaramma Nilayam, L B Nagar, Hyderabad,
Balance sheet as at Sep 30, 2022

		Amount in lakhs	
Particulars		As at Sep 30, 2022 (Un Audited)	As at Mar 31, 2022 (Audited)
I	ASSETS		
1	Non-current assets		
	(a) Property, plant and equipment	2,500.93	2,138.41
	(b) Right to use assets	-	-
	(c) Capital work in progress	-	-
	(d) Investment properties	-	-
	(e) Good will	-	-
	(f) Other intangible Assets	-	-
	(g) Intangible Assets under Development	-	-
	(h) Biological Assets other than Bearer Plants	-	-
	(d) Financial assets		
	(i) Investments	13.54	13.57
	(ii) Trade receivables	-	403.44
	(iii) Loans & Advances	68.72	487.73
	(vi) other Financial assets	-	-
	(e) Deferred Tax Asset (Net)	-	-
	(f) Other non-current asset	28.40	47.02
	Total non-current assets (A)	2,611.59	3,090.17
2	Current assets		
	(a) Inventories	4,989.62	4,353.98
	(a) Financial assets		
	(i) Investments	-	-
	(ii) Trade receivables	2,892.80	3,619.84
	(iii) Cash and cash equivalents	332.39	1,665.94
	(iv) Bank Balances other than (iii) above	46.67	145.75
	(v) Loans	-	-
	(iv) other financial assets	-	-
	(b) Current Tax Asset (Net)	-	-
	(c) Other current assets	734.65	487.40
	Total current assets (B)	8,996.13	10,272.91
	Total assets (A+B)	11,607.72	13,363.08
II	EQUITY AND LIABILITIES		
1	Equity		
	(a) Equity share capital	921.90	921.90
	(b) Other equity	2,031.12	2,399.92
	Total equity (A)	2,953.03	3,321.82
2	Liabilities		
(i)	Non-current liabilities		
	(a) Financial Liabilities		
	(i) Borrowings	637.70	172.19
	(ii) Trade Payables		
	Due to MSEME		
	Due to Others	70.05	72.05
	(iii) Other Financial Liabilities	1.97	-
	(b) Long term provisions	109.57	109.57
	(c) Deferred tax Liabilities(Net)	224.25	179.11
	(d) Other non Current Liabilities	-	-
	Total non-current liabilities (B)	1,043.55	532.92
(ii)	Current liabilities		
	(a) Financial liabilities		
	(i) Borrowings	2,455.42	2,479.17
	(ii) Trade payables		
	Due to MSEME		
	Due to Others	4,848.20	6,009.18
	(iii) Other financial liabilities	-	419.01
	(b) Short term provisions	89.50	318.33
	(c) Other current liabilities	218.04	282.65
	(d) Current Tax Liabilities (net)	-	-
	Total current liabilities (C)	7,611.15	9,508.34
	Total liabilities (D=B+C)	8,654.70	10,041.26
	Total equity and liabilities (A+D)	11,607.72	13,363.08

For and on Behalf of Board of Directors
M/S.Vineet Laboratories Limited

G.Venkata Ramana
Managing Director
DIN:00031873

Date : 14/11/2022.
Place : Hyderabad.




VINEET LABORATORIES LIMITED CIN:L24304TG2016PLC112888 Regd Office : SY. No. 11/A3, Saheb nagar, Kurdu Vill, Chintal Kunta, Eshwaramma Nilayam, L B Nagar, Hyderabad, Telangana-500074, India. Cash Flow statement		
Particulars	Cash Flow statement for the year periodended Sep 30, 2022	Cash Flow statement for the year ended Mar 31, 2022
A. CASH FROM OPERATING ACTIVITIES		
(Loss)/Profit before tax and extraordinary items	(323.66)	934.55
Adjustment for:		
Income tax expense recognised in profit or loss	-	(318.33)
Finance costs recognised in profit or loss	197.97	216.84
Interest income recognised in profit or loss	(8.46)	(16.24)
Depreciation and amortisation of non-current assets	124.68	201.57
Loss/(Gain) on fair value measurement	(0.03)	-
Other Non cash Adj	12.16	(3.54)
Operating Profit before Working Capital Changes	2.66	1,014.85
Movement for Working Capital:		
(Increase)/ decrease in trade and other receivables	714.87	651.56
(Increase)/decrease in inventories	(635.64)	(385.41)
(Increase)/decrease in other assets	(247.25)	(301.30)
Increase/ (Decrease) in trade and other payables	(1,160.99)	410.42
Increase/(decrease) in provisions	(228.83)	194.26
(Decrease)/increase in other liabilities	(483.62)	(139.76)
Decrease/(Increase) in Other non Current Assets	843.08	(680.37)
(Decrease)/Increase in Other non Current Liabilities	(2.00)	7.26
Cash generated from operations	(1,197.71)	771.49
- Income taxes paid	-	-
Net Cash flow before extraordinary items	(1,197.71)	771.49
NET CASH FROM OPERATING ACTIVITIES	(1,197.71)	771.49
B. CASH FLOW FROM INVESTING ACTIVITIES:		
Particulars		
B.CASH FLOW FROM INVESTING ACTIVITIES:		
Payments to acquire financial assets	(487.20)	(373.44)
Increase/(decrease) in investemnets	0.03	-
Interest received	8.46	16.24
NET CASH FROM INVESTING ACTIVITIES	(478.71)	(357.21)
C. CASH FLOW FROM FINANCING ACTIVITIES		
(Repayment)/ Proceeds of borrowings	441.76	1,404.08
Interest paid	(197.97)	(216.84)
NET CASH FROM FINANCING ACTIVITIES	243.79	1,187.24
NET INCREASE IN CASH & CASH EQUIVALENTS	(1,432.63)	1,601.52
Cash and cash equivalents at the beginning of the year	1,811.69	210.17
Cash and cash equivalents at the end of the year as on	379.06	1,811.69
Reconciliation of cash and cash equivalents as per the cash flow Statement		
Cash and cash equivalents	379.06	1,811.69
Balance as per statement of cash flows	379.06	1,811.69

For and on Behalf of Board of Directors
M/S.Vineet Laboratories Lited

Date : 14/11/2022.
Place : Hyderabad.


G.Venkata Ramana
Managing Director
DIN:00031873





Independent Auditor's Report on Quarterly and Year to date Unaudited financial Results of M/s

VINEET LABORATORIES LIMITED pursuant to Regulation 33 of the SEBI (Listing and Obligations and Disclosure requirements) Regulations, 2015.

To the Board of Directors of,

VINEET LABORATORIES LIMITED

We have reviewed the accompanying statement of unaudited financial results of **VINEET LABORATORIES LIMITED** ('The Company') for the quarter ended September 30, 2022 and for the period from 1st April, 2022 to 30th September, 2022. This statement is the responsibility of the company's management and has been approved by the board of directors. Our responsibility is to issue a report on these financial statements based on our review.

We conducted our review of the Statement in accordance with the Standards on Review Engagement (SRE) 2410 'Review of Interim Financial Information Performed by the Independent Auditor of the entity' issued by the Institute of Chartered Accountants of India. This Standard requires that we plan and perform the review to obtain moderate assurance as to whether the financial results are free from material misstatement. A review is limited primarily to inquiries of company personnel and analytical procedures applied to financial data and thus provide less assurance than an audit. We have not performed an audit and accordingly we do not express an audit opinion.

Based on our review conducted as stated above, nothing has come to our attention that causes us to believe that the accompanying statement, prepared in accordance with the recognition and measurement principles laid down in the applicable Indian accounting standards specified under section 133 of the Companies Act, 2013, read with relevant rules issued there under and other recognized accounting principles and policies has not disclosed the information required to be disclosed in terms of the regulation 33 of the SEBI (Listing Obligations and disclosure requirements) regulations, 2015 including the manner in which it is to be disclosed or that it contains any material misstatements.

For NSVR & Associates LLP,

Chartered Accountants,

FRN: 008801S/S200060

N V Gangadhara Rao

Partner,

Membership No: 219486

UDIN: 22219486BDASJW1911

Place: Hyderabad

Date: 14/11/2022.